Band 5 5925~6425MHz

WIFI 802.11ax HE80 Full (Harmonic @ 3m)

WIFI Ant. 4+2	Note	Frequency (MHz)	Level (dBμV/m)	Margin (dB)	Limit Line (dBμV/m)	Read Level (dBμV)	Antenna Factor (dB/m)	Path Loss (dB)	Preamp Factor (dB)	Ant Pos (cm)	Table Pos (deg)	Peak Avg. (P/A)	Pol. (H/V)
		11970	46.87	-27.13	74	55.37	39	19.01	66.51	-	-	P	H
		17955	54.32	-19.68	74	56.2	43.26	23.79	68.93	389	277	P	H
		17955	44.15	-9.85	54	46.03	43.26	23.79	68.93	389	277	A	H
													H
													H
													H
													H
													H
													H
													H
802.11ax													H
HE80 Full													H
CH 07		11970	46.63	-27.37	74	55.13	39	19.01	66.51	-	-	P	V
5985MHz		17955	54.62	-19.38	74	56.5	43.26	23.79	68.93	187	101	P	V
		17955	44.03	-9.97	54	45.91	43.26	23.79	68.93	187	101	A	V
													V
													V
													V
													V
													V
													V
													V
													V
													V

WIFI Ant. 4+2	Note	Frequency (MHz)	Level (dBµV/m)	Margin (dB)	Limit Line (dBµV/m)	Read Level (dBµV)	Antenna Factor (dB/m)	Path Loss (dB)	Preamp Factor (dB)	Ant Pos (cm)	Table Pos (deg)	Peak Avg. (P/A)	Pol. (H/V)
		12290	47.48	-26.52	74	55.58	39.18	19.28	66.56	-	-	P	H
		18435	36.04	-37.96	74	37.06	38	14.34	53.36	-	-	P	H
													H
													H
													H
													H
													H
													H
													H
													H
802.11ax													H
HE80 Full													H
CH 39		12290	46.78	-27.22	74	54.88	39.18	19.28	66.56	-	-	P	V
6145MHz		18435	36.71	-37.29	74	37.63	38.1	14.34	53.36	-	-	P	V
													V
													V
													V
													V
													V
													V
													V
													V
													V
													V

WIFI Ant. 4+2	Note	Frequency (MHz)	Level (dBμV/m)	Margin (dB)	Limit Line (dBμV/m)	Read Level (dBμV)	Antenna Factor (dB/m)	Path Loss (dB)	Preamp Factor (dB)	Ant Pos (cm)	Table Pos (deg)	Peak Avg. (P/A)	Pol. (H/V)
	*	12770	47.87	-40.33	88.2	55.26	39.56	19.7	66.65	-	-	P	H
	*	19155	36.19	-37.81	74	37.13	38.04	14.7	53.68	-	-	P	H
		12770	47.87	-40.33	88.2	55.26	39.56	19.7	66.65	-	-	P	H
		19155	36.19	-37.81	74	37.13	38.04	14.7	53.68	-	-	P	V
													H
													H
													H
													H
													H
													H
802.11ax													H
HE80 Full													H
CH 87	*	12770	47.72	-40.48	88.2	55.11	39.56	19.7	66.65	-	-	P	V
6385MHz	*	19155	37.88	-36.12	74	38.73	38.13	14.7	53.68	-	-	P	V
		12770	47.72	-40.48	88.2	55.11	39.56	19.7	66.65	-	-	P	V
		19155	37.88	-36.12	74	38.73	38.13	14.7	53.68	-	-	P	V
													V
													V
													V
													V
													V
													V
													V
													V
Remark	1. No other spurious found. 2. All results are PASS against Peak and Average limit line. 3. The emission position marked as "-" means no suspected emission found with sufficient margin against limit line or noise floor only.												

Band 5 5925~6425MHz

WIFI 802.11ax HE160 Full (Band Edge @ 3m)

WIFI Ant. 4+2	Note	Frequency (MHz)	Level (dBμV/m)	Margin (dB)	Limit Line (dBμV/m)	Read Level (dBμV)	Antenna Factor (dB/m)	Path Loss (dB)	Preamp Factor (dB)	Ant Pos (cm)	Table Pos (deg)	Peak Avg. (P/A)	Pol. (H/V)
802.11ax HE160 Full CH 15 6025MHz		5918.12	73.85	-14.35	88.2	59.66	32.52	11.91	30.24	302	91	P	H
		5923.56	65.5	-2.7	68.2	51.28	32.54	11.92	30.24	302	91	A	H
	*	6025	109.71	-	-	95.27	32.67	12.04	30.27	302	91	P	H
	*	6025	100.94	-	-	86.5	32.67	12.04	30.27	302	91	A	H
		7384	51.76	-2.24	54	33.18	36.4	13.34	31.16	302	91	A	H
													H
		5922.92	74.29	-13.91	88.2	60.05	32.56	11.92	30.24	302	347	P	V
		5921	65.79	-2.41	68.2	51.56	32.55	11.92	30.24	302	347	A	V
	*	6025	111.14	-	-	96.75	32.62	12.04	30.27	302	347	P	V
	*	6025	101.64	-	-	87.25	32.62	12.04	30.27	302	347	A	V
		7384	51.77	-2.23	54	33.1	36.49	13.34	31.16	302	347	A	V
													V
802.11ax HE160 Full CH 47 6185MHz	*	6185	110.48	-	-	93.43	34.23	12.9	30.08	171	131	P	V
	*	6185	99.14	-	-	82.09	34.23	12.9	30.08	171	131	A	V
		7398	51.59	-2.41	54	30.43	36.57	14.31	29.72	171	131	A	V
													H
													H
													H
	*	6185	106.5	-	-	89.45	34.23	12.9	30.08	287	217	P	H
	*	6185	97.18	-	-	80.13	34.23	12.9	30.08	287	217	A	H
		7748	51.62	-2.38	54	30.45	36.68	14.57	30.08	287	217	A	H
													V
													V
													V

802.11ax HE160 Full CH 79 6345MHz	*	6345	108.74	-	-	91.52	34.57	13.13	30.48	273	217	P	H
	*	6345	97	-	-	79.78	34.57	13.13	30.48	273	217	A	H
		7391	51.59	-2.41	54	30.42	36.6	14.3	29.73	273	217	A	H
													H
													H
													H
	*	6345	108.78	-	-	91.56	34.57	13.13	30.48	226	144	P	V
	*	6345	99.52	-	-	82.3	34.57	13.13	30.48	226	144	A	V
		7734	51.57	-2.43	54	30.42	36.64	14.56	30.05	226	144	A	V
													V
													V
													V
Remark	1. No other spurious found. 2. All results are PASS against Peak and Average limit line.												

Band 5 5925~6425MHz

WIFI 802.11ax HE80 Full (Harmonic @ 3m)

WIFI Ant. 4+2	Note	Frequency (MHz)	Level (dBμV/m)	Margin (dB)	Limit Line (dBμV/m)	Read Level (dBμV)	Antenna Factor (dB/m)	Path Loss (dB)	Preamp Factor (dB)	Ant Pos (cm)	Table Pos (deg)	Peak Avg. (P/A)	Pol. (H/V)
		12050	47.44	-26.56	74	55.62	39.12	19.07	66.37	-	-	P	H
		18075	36.84	-37.16	74	38.07	37.79	14.17	53.19	-	-	P	H
		18075	35.21	-38.79	74	38.08	37.82	13.65	54.34	-	-	P	H
													H
													H
													H
													H
													H
													H
													H
802.11ax													H
HE160 Full													H
CH 15		12050	47.72	-26.28	74	55.9	39.12	19.07	66.37	-	-	P	V
6025MHz		18075	35.8	-38.2	74	36.93	37.89	14.17	53.19	-	-	P	V
		18075	35.52	-38.48	74	38.42	37.79	13.65	54.34	-	-	P	V
													V
													V
													V
													V
													V
													V
													V
													V
													V

WIFI Ant. 4+2	Note	Frequency (MHz)	Level (dBµV/m)	Margin (dB)	Limit Line (dBµV/m)	Read Level (dBµV)	Antenna Factor (dB/m)	Path Loss (dB)	Preamp Factor (dB)	Ant Pos (cm)	Table Pos (deg)	Peak Avg. (P/A)	Pol. (H/V)
	*	12370	46.37	-27.63	74	57.17	38.69	17.73	67.22	-	-	P	H
	*	18555	36.41	-37.59	74	38.53	37.72	12.6	52.44	-	-	P	H
													H
													H
													H
													H
													H
													H
													H
													H
802.11ax													H
HE160 Full													H
CH 47	*	12370	46.6	-27.4	74	57.38	38.71	17.73	67.22	-	-	P	V
6185MHz	*	18555	37.33	-36.67	74	39.45	37.72	12.6	52.44	-	-	P	V
													V
													V
													V
													V
													V
													V
													V
													V
													V
													V

WIFI Ant. 4+2	Note	Frequency (MHz)	Level (dBμV/m)	Margin (dB)	Limit Line (dBμV/m)	Read Level (dBμV)	Antenna Factor (dB/m)	Path Loss (dB)	Preamp Factor (dB)	Ant Pos (cm)	Table Pos (deg)	Peak Avg. (P/A)	Pol. (H/V)
	*	12690	46.32	-27.68	74	57.01	38.66	18	67.35	-	-	P	H
	*	19035	37.37	-36.63	74	39.37	37.72	12.88	52.6	-	-	P	H
													H
													H
													H
													H
													H
													H
													H
													H
802.11ax													H
HE160 Full													H
CH 79	*	12690	46.87	-27.13	74	57.63	38.59	18	67.35	-	-	P	V
6345MHz	*	19035	37.1	-36.9	74	39.07	37.75	12.88	52.6	-	-	P	V
													V
													V
													V
													V
													V
													V
													V
													V
													V
													V

Remark

1. No other spurious found.
2. All results are PASS against Peak and Average limit line.
3. The emission position marked as "-" means no suspected emission found with sufficient margin against limit line or noise floor only.

Band 7 - 6525~6875MHz

WIFI 802.11a (Band Edge @ 3m)

WIFI Ant. 4+2	Note	Frequency (MHz)	Level (dBμV/m)	Margin (dB)	Limit Line (dBμV/m)	Read Level (dBμV)	Antenna Factor (dB/m)	Path Loss (dB)	Preamp Factor (dB)	Ant Pos (cm)	Table Pos (deg)	Peak Avg. (P/A)	Pol. (H/V)
802.11a CH 117 6535MHz		6535	116.69	28.49	88.2	98.21	35.36	13.84	30.72	400	60	P	H
		6535	108.91	40.71	68.2	90.43	35.36	13.84	30.72	400	60	A	H
		7391	52.02	-1.98	54	30.47	36.58	14.7	29.73	400	60	A	H
													H
													H
													H
		6535	118.64	30.44	88.2	100.16	35.36	13.84	30.72	300	321	P	V
		6535	110.07	41.87	68.2	91.59	35.36	13.84	30.72	300	321	A	V
		7398	52.04	-1.96	54	30.48	36.57	14.71	29.72	300	321	A	V
													V
													V
													V
802.11a CH 149 6695MHz		6695	117.85	29.65	88.2	98.83	35.93	13.98	30.89	300	76	P	H
		6695	108.44	40.24	68.2	89.42	35.93	13.98	30.89	300	76	A	H
		7398	51.98	-2.02	54	30.42	36.57	14.71	29.72	300	76	A	H
													H
													H
													H
		6695	116.97	28.77	88.2	97.95	35.93	13.98	30.89	300	321	P	V
		6695	108.98	40.78	68.2	89.96	35.93	13.98	30.89	300	321	A	V
		7440	52.05	-1.95	54	30.65	36.41	14.75	29.76	300	321	A	V
													V
													V
													V

802.11a CH 181 6855MHz	*	6855	117.79	-	-	98.81	35.88	14.14	31.04	400	93	P	H
	*	6855	109.47	-	-	90.49	35.88	14.14	31.04	400	93	A	H
		7224.2	59.9	-28.3	88.2	38.73	36.87	14.5	30.2	400	93	P	H
		7238.6	51.79	-16.41	68.2	30.53	36.89	14.52	30.15	400	93	A	H
													H
													H
	*	6855	115.75	-	-	96.77	35.88	14.14	31.04	300	93	P	V
	*	6855	107.53	-	-	88.55	35.88	14.14	31.04	300	93	A	V
		7191	60.26	-27.94	88.2	39.3	36.82	14.46	30.32	300	93	P	V
		7207.4	51.76	-16.44	68.2	30.69	36.85	14.48	30.26	300	93	A	V
													V
													V
Remark	1. No other spurious found. 2. All results are PASS against Peak and Average limit line.												

Band 7 - 6525~6875MHz

WIFI 802.11a (Harmonic @ 3m)

WIFI Ant. 4+2	Note	Frequency (MHz)	Level (dBμV/m)	Margin (dB)	Limit Line (dBμV/m)	Read Level (dBμV)	Antenna Factor (dB/m)	Path Loss (dB)	Preamp Factor (dB)	Ant Pos (cm)	Table Pos (deg)	Peak Avg. (P/A)	Pol. (H/V)
802.11a CH 117 6535MHz	*	13070	49.64	-38.56	88.2	60.28	38.95	18.28	67.87	-	-	P	H
	*	19605	40.66	-33.34	74	43	37.58	12.84	52.76	-	-	P	H
													H
													H
													H
													H
													H
													H
													H
													H
													H
													H
	*	13070	55.82	-32.38	88.2	66.52	38.89	18.28	67.87	-	-	P	V
	*	19605	41.74	-32.26	74	44.08	37.58	12.84	52.76	-	-	P	V
													V
													V
													V
													V
													V
													V
													V
													V
													V
													V

WIFI Ant. 4+2	Note	Frequency (MHz)	Level (dBµV/m)	Margin (dB)	Limit Line (dBµV/m)	Read Level (dBµV)	Antenna Factor (dB/m)	Path Loss (dB)	Preamp Factor (dB)	Ant Pos (cm)	Table Pos (deg)	Peak Avg. (P/A)	Pol. (H/V)
802.11a CH 149 6695MHz	*	13390	54.58	-19.42	74	64.11	39.63	18.52	67.68	-	-	P	H
	*	13390	45.87	-8.13	54	55.4	39.63	18.52	67.68	-	-	A	H
		20085	37.31	-36.69	74	39.51	37.61	12.94	52.75	-	-	P	H
													H
													H
													H
													H
													H
													H
													H
													H
													H
	*	13390	58.26	-15.74	74	67.76	39.66	18.52	67.68	-	-	P	V
	*	13390	50.63	-3.37	54	60.13	39.66	18.52	67.68	-	-	A	V
		20085	38.15	-35.85	74	40.35	37.61	12.94	52.75	-	-	P	V
													V
													V
													V
													V
													V
													V
													V
													V
													V

WIFI Ant. 4+2	Note	Frequency (MHz)	Level (dBμV/m)	Margin (dB)	Limit Line (dBμV/m)	Read Level (dBμV)	Antenna Factor (dB/m)	Path Loss (dB)	Preamp Factor (dB)	Ant Pos (cm)	Table Pos (deg)	Peak Avg. (P/A)	Pol. (H/V)
802.11a CH 181 6855MHz		13710	49.39	-38.81	88.2	58.36	40.18	18.72	67.87	-	-	P	H
		20565	35.83	-38.17	74	37.18	37.81	13.61	52.77	-	-	P	H
													H
													H
													H
													H
													H
													H
													H
													H
													H
													H
		13710	53.08	-35.12	88.2	62.04	40.19	18.72	67.87	-	-	P	V
		20565	36.85	-37.15	74	38.26	37.75	13.61	52.77	-	-	P	V
													V
													V
													V
													V
													V
													V
													V
													V
													V
													V
Remark	1. No other spurious found. 2. All results are PASS against Peak and Average limit line. 3. The emission position marked as "-" means no suspected emission found with sufficient margin against limit line or noise floor only.												

Band 7 - 6525~6875MHz

WIFI 802.11ax HE20 Full (Band Edge @ 3m)

WIFI Ant. 4+2	Note	Frequency (MHz)	Level (dBμV/m)	Margin (dB)	Limit Line (dBμV/m)	Read Level (dBμV)	Antenna Factor (dB/m)	Path Loss (dB)	Preamp Factor (dB)	Ant Pos (cm)	Table Pos (deg)	Peak Avg. (P/A)	Pol. (H/V)
802.11ax HE20 Full CH 117 6535MHz		6535	116.55	28.35	88.2	98.07	35.36	13.84	30.72	-	-	P	H
		6535	108.63	40.43	68.2	90.15	35.36	13.84	30.72	-	-	A	H
		7370	52.53	-1.47	54	31	36.62	14.67	29.76	-	-	A	H
													H
													H
													H
		6535	117.98	29.78	88.2	99.5	35.36	13.84	30.72	-	-	P	V
		6535	109.29	41.09	68.2	90.81	35.36	13.84	30.72	-	-	A	V
		7384	52.31	-1.69	54	30.77	36.59	14.69	29.74	-	-	A	V
													V
													V
													V
802.11ax HE20 Full CH 149 6695MHz		6695	117.05	28.85	88.2	98.03	35.93	13.98	30.89	-	-	P	H
		6695	108.41	40.21	68.2	89.39	35.93	13.98	30.89	-	-	A	H
		7391	52.38	-1.62	54	30.83	36.58	14.7	29.73	-	-	A	H
													H
													H
													H
		6695	108.5	40.3	68.2	89.48	35.93	13.98	30.89	-	-	A	V
		7398	52.35	-1.65	54	30.79	36.57	14.71	29.72	-	-	A	V
		6695	117.27	29.07	88.2	98.25	35.93	13.98	30.89	-	-	P	V
													V
													V
													V

802.11ax HE20 Full CH 181 6855MHz	*	6855	116.46	-	-	97.48	35.88	14.14	31.04	300	94	P	H
	*	6855	106.91	-	-	87.93	35.88	14.14	31.04	300	94	A	H
		7398	52.32	-1.68	54	30.76	36.57	14.71	29.72	300	94	A	H
		7213.41	60.24	-27.96	88.2	39.13	36.86	14.49	30.24	300	94	P	H
		7235.25	51.23	-16.97	68.2	29.99	36.89	14.51	30.16	300	94	A	H
													H
	*	6855	115.52	-	-	96.54	35.88	14.14	31.04	300	318	P	V
	*	6855	105.98	-	-	87	35.88	14.14	31.04	300	318	A	V
		7370	52.47	-1.53	54	30.94	36.62	14.67	29.76	300	318	A	V
		7196.64	61.02	-27.18	88.2	40.01	36.84	14.47	30.3	300	318	P	V
		7233.69	51.31	-16.89	68.2	30.09	36.88	14.51	30.17	300	318	A	V
													V
Remark	1. No other spurious found. 2. All results are PASS against Peak and Average limit line.												

Band 7 - 6525~6875MHz

WIFI 802.11ax HE20 Full (Harmonic @ 3m)

WIFI Ant. 4+2	Note	Frequency (MHz)	Level (dBμV/m)	Margin (dB)	Limit Line (dBμV/m)	Read Level (dBμV)	Antenna Factor (dB/m)	Path Loss (dB)	Preamp Factor (dB)	Ant Pos (cm)	Table Pos (deg)	Peak Avg. (P/A)	Pol. (H/V)
	*	13070	47.69	-40.51	88.2	54.98	39.73	19.95	66.97	-	-	P	H
	*	19605	37.2	-36.8	74	38.31	37.97	14.92	54	-	-	P	H
													H
													H
													H
													H
													H
													H
													H
													H
802.11ax													H
HE20 Full													H
CH 117	*	13070	47.7	-40.5	88.2	54.99	39.73	19.95	66.97	-	-	P	V
6535MHz	*	19605	37.59	-36.41	74	38.62	38.05	14.92	54	-	-	P	V
													V
													V
													V
													V
													V
													V
													V
													V
													V
													V

WIFI Ant. 4+2	Note	Frequency (MHz)	Level (dBµV/m)	Margin (dB)	Limit Line (dBµV/m)	Read Level (dBµV)	Antenna Factor (dB/m)	Path Loss (dB)	Preamp Factor (dB)	Ant Pos (cm)	Table Pos (deg)	Peak Avg. (P/A)	Pol. (H/V)
	*	13390	47.88	-26.12	74	54.24	40.38	20.23	66.97	-	-	P	H
	*	20085	37.11	-36.89	74	37.66	38.08	15.19	53.82	-	-	P	H
													H
													H
													H
													H
													H
													H
													H
													H
802.11ax													H
HE20 Full													H
CH 149	*	13390	47.77	-26.23	74	54.13	40.38	20.23	66.97	-	-	P	V
6695MHz		20085	37.22	-36.78	74	37.7	38.15	15.19	53.82	-	-	P	V
	*												V
													V
													V
													V
													V
													V
													V
													V
													V
													V

WIFI Ant. 4+2	Note	Frequency (MHz)	Level (dBμV/m)	Margin (dB)	Limit Line (dBμV/m)	Read Level (dBμV)	Antenna Factor (dB/m)	Path Loss (dB)	Preamp Factor (dB)	Ant Pos (cm)	Table Pos (deg)	Peak Avg. (P/A)	Pol. (H/V)
		13710	49.89	-38.31	88.2	55.94	40.74	20.5	67.29	-	-	P	H
		20565	36.75	-37.25	74	36.2	38.26	15.63	53.34	-	-	P	H
													H
													H
													H
													H
													H
													H
													H
													H
802.11ax													H
HE20 Full													H
CH 181		13710	51.23	-36.97	88.2	57.28	40.74	20.5	67.29	-	-	P	V
6855MHz		20565	38.02	-35.98	74	37.54	38.19	15.63	53.34	-	-	P	V
													V
													V
													V
													V
													V
													V
													V
													V
													V
													V
Remark	1. No other spurious found. 2. All results are PASS against Peak and Average limit line. 3. The emission position marked as "-" means no suspected emission found with sufficient margin against limit line or noise floor only.												

Band 7 - 6525~6875MHz

WIFI 802.11ax HE40 Full (Band Edge @ 3m)

WIFI Ant. 4+2	Note	Frequency (MHz)	Level (dBμV/m)	Margin (dB)	Limit Line (dBμV/m)	Read Level (dBμV)	Antenna Factor (dB/m)	Path Loss (dB)	Preamp Factor (dB)	Ant Pos (cm)	Table Pos (deg)	Peak Avg. (P/A)	Pol. (H/V)
802.11ax HE40 Full CH 123 6565MHz		6565	113.14	24.94	88.2	94.5	35.55	13.86	30.77	300	101	P	H
		6565	104.6	36.4	68.2	85.96	35.55	13.86	30.77	300	101	A	H
		7412	52.11	-1.89	54	30.6	36.52	14.72	29.73	300	101	A	H
													H
													H
													H
		6565	115.05	26.85	88.2	96.41	35.55	13.86	30.77	300	318	P	V
		6565	106.01	37.81	68.2	87.37	35.55	13.86	30.77	300	318	A	V
		7384	51.89	-2.11	54	30.35	36.59	14.69	29.74	300	318	A	V
													V
													V
													V
802.11ax HE40 Full CH 147 6685MHz		6685	115.29	27.09	88.2	96.26	35.94	13.97	30.88	300	99	P	H
		6685	104.47	36.27	68.2	85.44	35.94	13.97	30.88	300	99	A	H
		7405	51.9	-2.1	54	30.36	36.55	14.71	29.72	300	99	A	H
													H
													H
													H
		6685	116.07	27.87	88.2	97.04	35.94	13.97	30.88	300	320	P	V
		6685	105.17	36.97	68.2	86.14	35.94	13.97	30.88	300	320	A	V
		7405	51.99	-2.01	54	30.45	36.55	14.71	29.72	300	320	A	V
													V
													V
													V

	*	6845	112.94	-	-	93.96	35.89	14.13	31.04	300	98	P	H
	*	6845	104.06	-	-	85.08	35.89	14.13	31.04	300	98	A	H
		7391	51.91	-2.09	54	30.36	36.58	14.7	29.73	300	98	A	H
		7242.48	59.93	-28.27	88.2	38.65	36.89	14.52	30.13	300	98	P	H
802.11ax		7233.24	51.22	-16.98	68.2	30	36.88	14.51	30.17	300	98	A	H
HE40 Full													H
CH 179	*	6845	112.9	-	-	93.92	35.89	14.13	31.04	300	322	P	V
6845MHz	*	6845	103.46	-	-	84.48	35.89	14.13	31.04	300	322	A	V
		7391	51.95	-2.05	54	30.4	36.58	14.7	29.73	300	322	A	V
		7178.64	60.77	-27.43	88.2	39.91	36.78	14.45	30.37	300	322	P	V
		7236.6	51.18	-17.02	68.2	29.94	36.89	14.51	30.16	300	322	A	V
													V
Remark	1. No other spurious found. 2. All results are PASS against Peak and Average limit line.												

Band 7 - 6525~6875MHz

WIFI 802.11ax HE40 Full (Harmonic @ 3m)

WIFI Ant. 4+2	Note	Frequency (MHz)	Level (dBμV/m)	Margin (dB)	Limit Line (dBμV/m)	Read Level (dBμV)	Antenna Factor (dB/m)	Path Loss (dB)	Preamp Factor (dB)	Ant Pos (cm)	Table Pos (deg)	Peak Avg. (P/A)	Pol. (H/V)
	*	13130	47.46	-40.74	88.2	54.85	39.73	20	67.12	-	-	P	H
	*	19695	37.14	-36.86	74	38.24	37.97	14.96	54.03	-	-	P	H
													H
													H
													H
													H
													H
													H
													H
													H
802.11ax													H
HE40 Full													H
CH 123	*	13130	47.81	-40.39	88.2	55.2	39.73	20	67.12	-	-	P	V
6565MHz	*	19695	37.13	-36.87	74	38.14	38.06	14.96	54.03	-	-	P	V
													V
													V
													V
													V
													V
													V
													V
													V
													V
													V

WIFI Ant. 4+2	Note	Frequency (MHz)	Level (dBμV/m)	Margin (dB)	Limit Line (dBμV/m)	Read Level (dBμV)	Antenna Factor (dB/m)	Path Loss (dB)	Preamp Factor (dB)	Ant Pos (cm)	Table Pos (deg)	Peak Avg. (P/A)	Pol. (H/V)
	*	13370	48.95	-25.05	74	55.56	40.28	20.21	67.1	395	203	P	H
	*	13370	40.36	-13.64	54	46.97	40.28	20.21	67.1	395	203	A	H
		20055	36.94	-37.06	74	37.61	38.05	15.16	53.88	-	-	P	H
													H
													H
													H
													H
													H
													H
													H
802.11ax													H
HE40 Full													H
CH 147	*	13370	49.57	-24.43	74	56.18	40.28	20.21	67.1	198	247	P	V
6685MHz	*	13370	40.42	-13.58	54	47.03	40.28	20.21	67.1	198	247	A	V
		20055	37	-37	74	37.59	38.13	15.16	53.88	-	-	P	V
													V
													V
													V
													V
													V
													V
													V
													V
													V

WIFI Ant. 4+2	Note	Frequency (MHz)	Level (dBμV/m)	Margin (dB)	Limit Line (dBμV/m)	Read Level (dBμV)	Antenna Factor (dB/m)	Path Loss (dB)	Preamp Factor (dB)	Ant Pos (cm)	Table Pos (deg)	Peak Avg. (P/A)	Pol. (H/V)
		13690	49.69	-38.51	88.2	55.75	40.77	20.48	67.31	-	-	P	H
		20535	36.88	-37.12	74	36.36	38.25	15.6	53.33	-	-	P	H
													H
													H
													H
													H
													H
													H
													H
													H
802.11ax													H
HE40 Full													H
CH 179		13690	48.81	-39.39	88.2	54.87	40.77	20.48	67.31	-	-	P	V
6845MHz		20535	37.5	-36.5	74	37.04	38.19	15.6	53.33	-	-	P	V
													V
													V
													V
													V
													V
													V
													V
													V
													V
													V

Remark

1. No other spurious found.
2. All results are PASS against Peak and Average limit line.
3. The emission position marked as "-" means no suspected emission found with sufficient margin against limit line or noise floor only.

Band 7 - 6525~6875MHz

WIFI 802.11ax HE80 Full (Band Edge @ 3m)

WIFI Ant. 4+2	Note	Frequency (MHz)	Level (dBμV/m)	Margin (dB)	Limit Line (dBμV/m)	Read Level (dBμV)	Antenna Factor (dB/m)	Path Loss (dB)	Preamp Factor (dB)	Ant Pos (cm)	Table Pos (deg)	Peak Avg. (P/A)	Pol. (H/V)
802.11ax HE80 Full CH 135 6625MHz		6625	112.83	24.63	88.2	93.87	35.89	13.9	30.83	300	99	P	H
		6625	101.34	33.14	68.2	82.38	35.89	13.9	30.83	300	99	A	H
		7440	51.96	-2.04	54	30.56	36.41	14.75	29.76	300	99	A	H
													H
													H
													H
		6625	112.09	23.89	88.2	93.13	35.89	13.9	30.83	300	318	P	V
		6625	102.42	34.22	68.2	83.46	35.89	13.9	30.83	300	318	A	V
		7412	51.96	-2.04	54	30.45	36.52	14.72	29.73	300	318	A	V
													V
													V
													V
802.11ax HE80 Full CH 151 6705MHz		6705	110.89	22.69	88.2	91.86	35.94	13.98	30.89	300	100	P	H
		6705	101.19	32.99	68.2	82.16	35.94	13.98	30.89	300	100	A	H
		7398	51.91	-2.09	54	30.35	36.57	14.71	29.72	300	100	A	H
													H
													H
													H
		6705	111.33	23.13	88.2	92.3	35.94	13.98	30.89	300	319	P	V
		6705	102.28	34.08	68.2	83.25	35.94	13.98	30.89	300	319	A	V
		7384	51.94	-2.06	54	30.4	36.59	14.69	29.74	300	319	A	V
													V
													V
													V

802.11ax HE80 Full CH 167 6785MHz	*	6785	111.88	-	-	92.83	35.94	14.06	30.95	300	100	P	H
	*	6785	100.96	-	-	81.91	35.94	14.06	30.95	300	100	A	H
		7405	51.97	-2.03	54	30.43	36.55	14.71	29.72	300	100	A	H
		7181.5	59.77	-28.43	88.2	38.88	36.79	14.46	30.36	300	100	P	H
		7231	51.15	-17.05	68.2	29.94	36.88	14.51	30.18	300	100	A	H
													H
	*	6785	110.47	-	-	91.42	35.94	14.06	30.95	300	317	P	V
	*	6785	100.86	-	-	81.81	35.94	14.06	30.95	300	317	A	V
		7384	51.92	-2.08	54	30.38	36.59	14.69	29.74	300	317	A	V
		7209.5	60.13	-28.07	88.2	39.05	36.86	14.48	30.26	300	317	P	V
		7243.5	51.18	-17.02	68.2	29.9	36.89	14.52	30.13	300	317	A	V
													V
Remark	1. No other spurious found. 2. All results are PASS against Peak and Average limit line.												

Band 7 - 6525~6875MHz

WIFI 802.11ax HE80 Full (Harmonic @ 3m)

WIFI Ant. 4+2	Note	Frequency (MHz)	Level (dBμV/m)	Margin (dB)	Limit Line (dBμV/m)	Read Level (dBμV)	Antenna Factor (dB/m)	Path Loss (dB)	Preamp Factor (dB)	Ant Pos (cm)	Table Pos (deg)	Peak Avg. (P/A)	Pol. (H/V)
	*	13250	47.85	-26.15	74	95.41	0	19.97	67.53	-	-	P	H
	*	19875	36.2	-37.8	74	37.1	38.09	15.05	54.04	-	-	P	H
													H
													H
													H
													H
													H
													H
													H
													H
802.11ax													H
HE80 Full													H
CH 135	*	13250	47.86	-26.14	74	95.42	0	19.97	67.53	-	-	P	V
6625MHz	*	19875	35.78	-38.22	74	36.79	37.98	15.05	54.04	-	-	P	V
													V
													V
													V
													V
													V
													V
													V
													V
													V
													V

WIFI Ant. 4+2	Note	Frequency (MHz)	Level (dBµV/m)	Margin (dB)	Limit Line (dBµV/m)	Read Level (dBµV)	Antenna Factor (dB/m)	Path Loss (dB)	Preamp Factor (dB)	Ant Pos (cm)	Table Pos (deg)	Peak Avg. (P/A)	Pol. (H/V)
	*	13410	49.41	-38.79	88.2	55.56	40.45	20.24	66.84	-	-	P	H
	*	20115	37.31	-36.69	74	37.78	38.1	15.22	53.79	-	-	P	H
													H
													H
													H
													H
													H
													H
													H
													H
802.11ax													H
HE80 Full													H
CH 151	*	13410	48.52	-39.68	88.2	54.67	40.45	20.24	66.84	-	-	P	V
6705MHz	*	20115	37.74	-36.26	74	38.16	38.15	15.22	53.79	-	-	P	V
													V
													V
													V
													V
													V
													V
													V
													V
													V
													V

WIFI Ant. 4+2	Note	Frequency (MHz)	Level (dBμV/m)	Margin (dB)	Limit Line (dBμV/m)	Read Level (dBμV)	Antenna Factor (dB/m)	Path Loss (dB)	Preamp Factor (dB)	Ant Pos (cm)	Table Pos (deg)	Peak Avg. (P/A)	Pol. (H/V)
		13570	49.08	-39.12	88.2	54.58	40.82	20.38	66.7	-	-	P	H
		20355	38	-36	74	38.01	38.19	15.44	53.64	-	-	P	H
													H
													H
													H
													H
													H
													H
													H
													H
802.11ax													H
HE80 Full													H
CH 167		13570	48.65	-39.55	88.2	54.15	40.82	20.38	66.7	-	-	P	V
6785MHz		20355	37.43	-36.57	74	37.52	38.11	15.44	53.64	-	-	P	V
													V
													V
													V
													V
													V
													V
													V
													V
													V
													V

Remark

1. No other spurious found.
2. All results are PASS against Peak and Average limit line.
3. The emission position marked as "-" means no suspected emission found with sufficient margin against limit line or noise floor only.

Band 7 - 6525~6875MHz

WIFI 802.11ax HE160 Full (Band Edge @ 3m)

WIFI Ant. 4+2	Note	Frequency (MHz)	Level (dBμV/m)	Margin (dB)	Limit Line (dBμV/m)	Read Level (dBμV)	Antenna Factor (dB/m)	Path Loss (dB)	Preamp Factor (dB)	Ant Pos (cm)	Table Pos (deg)	Peak Avg. (P/A)	Pol. (H/V)
802.11ax HE160 Full CH 143 6665MHz	*	6665	105.09	-	-	86.06	35.96	13.94	30.87	300	7	P	H
	*	6665	95.77	-	-	76.74	35.96	13.94	30.87	300	7	A	H
		7412	52.03	-1.97	54	30.52	36.52	14.72	29.73	300	7	A	H
		7238.76	60.97	-27.23	88.2	39.71	36.89	14.52	30.15	300	7	P	H
		7283.4	59.3	-14.7	74	37.83	36.9	14.57	30	300	7	P	H
		7240.2	51.23	-16.97	68.2	29.96	36.89	14.52	30.14	300	7	A	H
	*	6684	104.03	-	-	85	35.95	13.96	30.88	200	177	P	V
	*	6677	93.67	-	-	74.64	35.95	13.96	30.88	200	177	A	V
		7405	51.95	-2.05	54	30.41	36.55	14.71	29.72	200	177	A	V
		7225.08	59.8	-28.4	88.2	38.63	36.87	14.5	30.2	200	177	P	V
		7252.44	60.06	-13.94	74	38.73	36.9	14.53	30.1	200	177	P	V
		7225.8	51.24	-16.96	68.2	30.07	36.87	14.5	30.2	200	177	A	V
		7302.12	51.33	-2.67	54	29.78	36.89	14.59	29.93	200	177	A	V
Remark	1. No other spurious found. 2. All results are PASS against Peak and Average limit line.												

Band 7 - 6525~6875MHz

WIFI 802.11ax HE160 Full (Harmonic @ 3m)

WIFI Ant. 4+2	Note	Frequency (MHz)	Level (dBμV/m)	Margin (dB)	Limit Line (dBμV/m)	Read Level (dBμV)	Antenna Factor (dB/m)	Path Loss (dB)	Preamp Factor (dB)	Ant Pos (cm)	Table Pos (deg)	Peak Avg. (P/A)	Pol. (H/V)
		13330	50.45	-23.55	74	60.25	39.43	18.48	67.71	400	205	P	H
		13330	41.31	-12.69	54	51.11	39.43	18.48	67.71	400	205	A	H
		19995	35.52	-38.48	74	37.9	37.63	12.82	52.83	-	-	P	H
													H
													H
													H
													H
													H
													H
													H
802.11ax													H
HE160 Full													H
CH 143		13330	54.19	-19.81	74	64.02	39.4	18.48	67.71	400	261	P	V
6665MHz		13330	44.68	-9.32	54	54.51	39.4	18.48	67.71	400	261	A	V
		19995	36.64	-37.36	74	39.08	37.57	12.82	52.83	-	-	P	V
													V
													V
													V
													V
													V
													V
													V
													V
													V
Remark	1. No other spurious found. 2. All results are PASS against Peak and Average limit line. 3. The emission position marked as "-" means no suspected emission found with sufficient margin against limit line or noise floor only.												

Emission below 1GHz

WIFI 802.11a (LF @ 3m)

WIFI Ant.	Note	Frequency	Level	Margin	Limit Line	Read Level	Antenna Factor	Path Loss	Preamp Factor	Ant Pos	Table Pos	Peak Avg.	Pol.
4+2		(MHz)	(dBμV/m)	(dB)	(dBμV/m)	(dBμV)	(dB/m)	(dB)	(dB)	(cm)	(deg)	(P/A)	(H/V)
802.11a LF		78.602	35.31	-4.69	40	52.6	13.56	1.57	32.42	-	-	Q	H
		78.602	40.76	0.76	40	58.05	13.56	1.57	32.42	-	-	P	H
		141.55	36.47	-7.03	43.5	49.33	17.6	1.95	32.41	-	-	P	H
		283.17	35.67	-10.33	46	46.31	19.06	2.73	32.43	-	-	P	H
		394.72	31.83	-14.17	46	39.04	21.89	3.39	32.49	-	-	P	H
		749.74	32.66	-13.34	46	32.42	28.1	4.54	32.4	-	-	P	H
		940.83	34.14	-11.86	46	29.53	30.75	5.15	31.29	-	-	P	H
													H
													H
													H
													H
													H
		33	35.99	-4.01	40	43.8	23.7	0.93	32.44	-	-	Q	V
		33	41.45	1.45	40	49.26	23.7	0.93	32.44	-	-	P	V
		46.602	37.6	-2.4	40	52.9	16	1.14	32.44	-	-	Q	V
		46.602	42.9	2.9	40	58.2	16	1.14	32.44	-	-	P	V
		56.277	37.08	-2.92	40	56	12.24	1.27	32.43	-	-	Q	V
		56.277	40.78	0.78	40	59.7	12.24	1.27	32.43	-	-	P	V
		69.128	34.66	-5.34	40	53.11	12.51	1.46	32.42	-	-	Q	V
		69.128	38.86	-1.14	40	57.31	12.51	1.46	32.42	-	-	P	V
		101.049	35.84	-7.66	43.5	50.32	16.21	1.72	32.41	-	-	P	V
		212.548	33.99	-9.51	43.5	48.91	15.1	2.38	32.4	-	-	P	V
													V
													V

Remark

1. No other spurious found.
2. All results are PASS against limit line.
3. The emission position marked as "-" means no suspected emission found and emission level has at least 6dB margin against limit or emission is noise floor only.

Note symbol

*	**Fundamental Frequency** which can be ignored. However, the level of any unwanted emissions shall not exceed the level of the fundamental frequency.
!	Test result is **over limit** line.
P/A	**P**eak or **A**verage
H/V	**H**orizontal or **V**ertical

A calculation example for radiated spurious emission is shown as below:

WIFI	Note	Frequency	Level	Margin	Limit	Read	Antenna	Path	Preamp	Ant	Table	Peak	Pol.
Ant.					Line	Level	Factor	Loss	Factor	Pos	Pos	Avg.	
4+2		(MHz)	(dBμV/m)	(dB)	(dBμV/m)	(dBμV)	(dB/m)	(dB)	(dB)	(cm)	(deg)	(P/A)	(H/V)
802.11a CH 01 5955MHz		5925	55.45	-32.75	88.2	54.51	32.22	4.58	35.86	103	308	P	H
		5925	43.54	-24.66	68.2	42.6	32.22	4.58	35.86	103	308	A	H

1. Path Loss(dB) = Cable loss(dB) + Filter loss(dB) + Attenuator loss(dB)
2. Level(dBμV/m) = Antenna Factor(dB/m) + Path Loss(dB) + Read Level(dBμV) - Preamp Factor(dB)
3. Over Limit(dB) = Level(dBμV/m) – Limit Line(dBμV/m)

For Peak Limit @ 5925MHz:

1. Level(dBμV/m)

= Antenna Factor(dB/m) + Path Loss(dB) + Read Level(dBμV) - Preamp Factor(dB)

= 32.22(dB/m) + 4.58(dB) + 54.51(dBμV) – 35.86 (dB)

= 55.45 (dBμV/m)

2. Over Limit(dB)

= Level(dBμV/m) – Limit Line(dBμV/m)

= 55.45(dBμV/m) – 74(dBμV/m)

= -32.75(dB)

For Average Limit @ 5925MHz:

1. Level(dBμV/m)

= Antenna Factor(dB/m) + Path Loss(dB) + Read Level(dBμV) - Preamp Factor(dB)

= 32.22(dB/m) + 4.58(dB) + 42.6(dBμV) – 35.86 (dB)

= 43.54 (dBμV/m)

2. Over Limit(dB) = Level(dBμV/m) – Limit Line(dBμV/m)

= 43.54(dBμV/m) – 54(dBμV/m)

= -24.66(dB)

Both peak and average measured complies with the limit line, so test result is “PASS”.

Appendix D. Radiated Spurious Emission Plots

Test Engineer :	Minh Nguyen	**Temperature :**	20.1~23.6°C
		Relative Humidity :	39.6~53.2%

Band 5 - 5925~6425MHz

WIFI 802.11a (Band Edge @ 3m)

WIFI	Band 5 5925~6425MHz Band Edge @ 3m	
ANT	802.11a CH01 5955MHz	
4+2	Horizontal	Fundamental
Peak	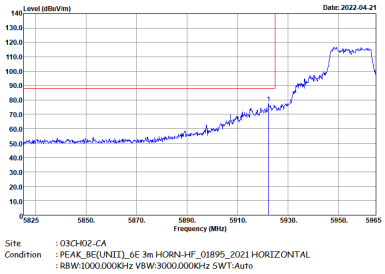	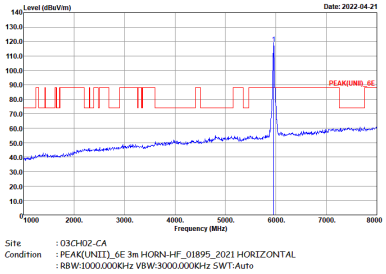
Avg.	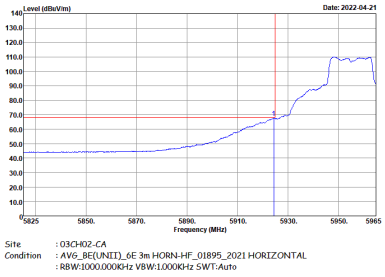	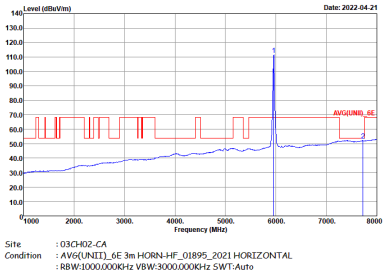

WIFI	Band 5 5925~6425MHz Band Edge @ 3m	
ANT	802.11a CH01 5955MHz	
4+2	Vertical	Fundamental
Peak	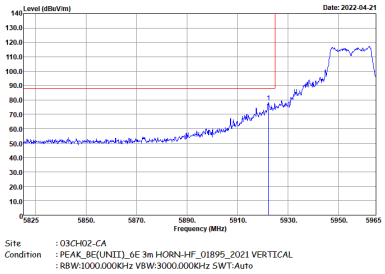	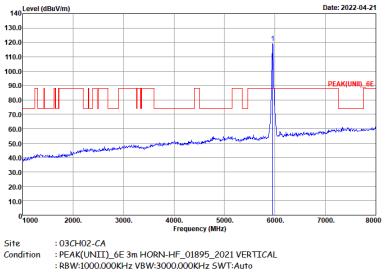
Avg.	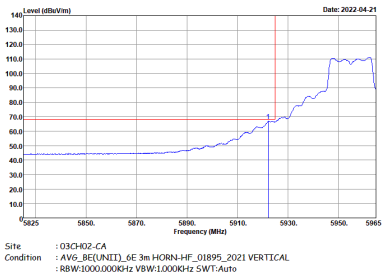	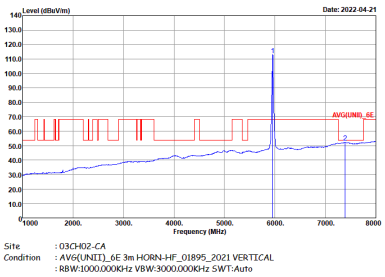

WIFI	Band 5 5925~6425MHz Band Edge @ 3m	
ANT	802.11a CH45 6175MHz	
4+2	Horizontal	Vertical
Peak	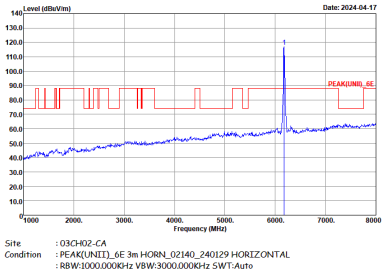	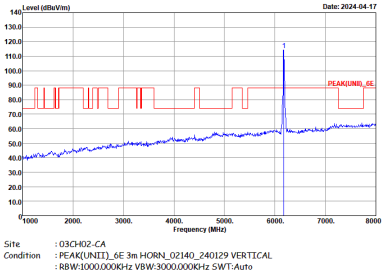
Avg.	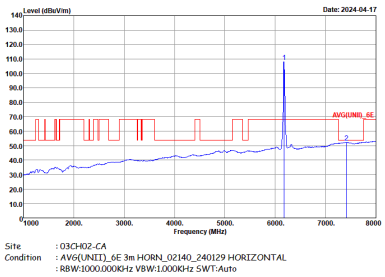	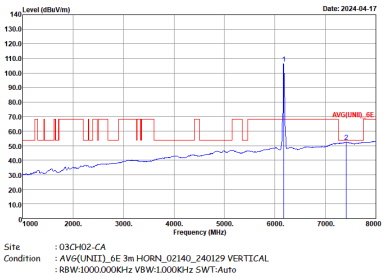

WIFI	Band 5 5925~6425MHz Band Edge @ 3m	
ANT	802.11a CH93 6415MHz	
4+2	Horizontal	Vertical
Peak	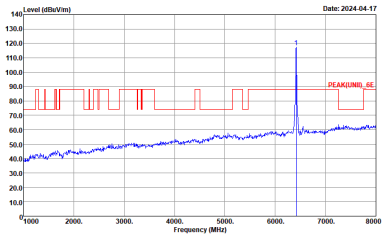 Site : 03CH02-CA Condition : PEAK(UNII)_6E 3m HORN_02140_240129 HORIZONTAL : .	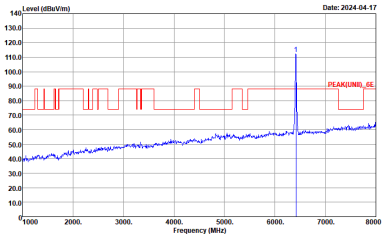 Site : 03CH02-CA Condition : PEAK(UNII)_6E 3m HORN_02140_240129 VERTICAL : .
Avg.	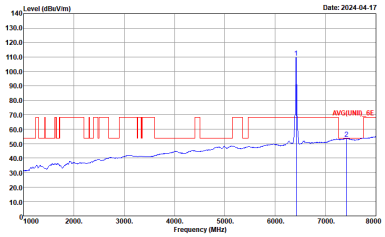 Site : 03CH02-CA Condition : AVG(UNII)_6E 3m HORN_02140_240129 HORIZONTAL : .	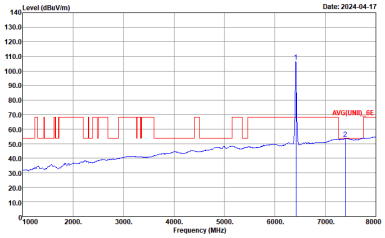 Site : 03CH02-CA Condition : AVG(UNII)_6E 3m HORN_02140_240129 VERTICAL : .

Band 5 5925~6425MHz

WIFI 802.11ax HE20 Full (Band Edge @ 3m)

WIFI	Band 5 5925~6425MHz Band Edge @ 3m	
ANT	802.11ax HE20 Full CH01 5955MHz	
4+2	Horizontal	Fundamental
Peak	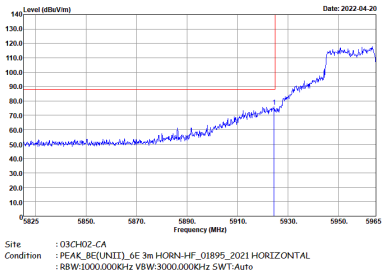	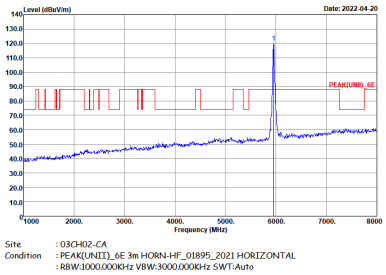
Avg.	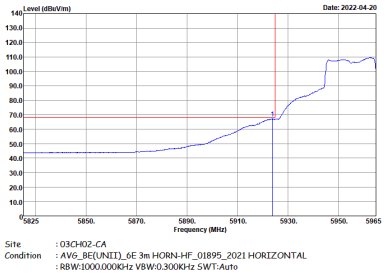	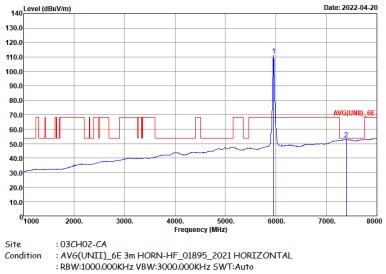

WIFI	Band 5 5925~6425MHz Band Edge @ 3m	
ANT	802.11ax HE20 Full CH01 5955MHz	
4+2	Vertical	Fundamental
Peak	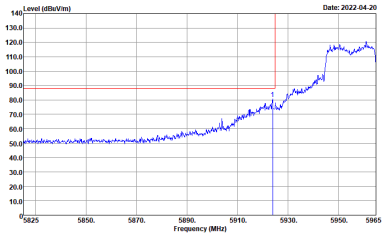	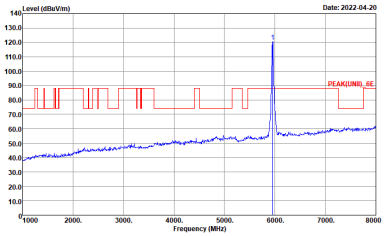
Avg.	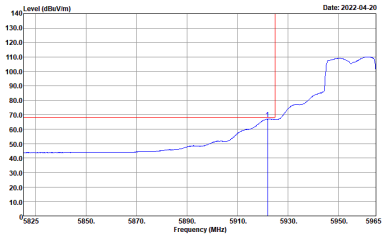	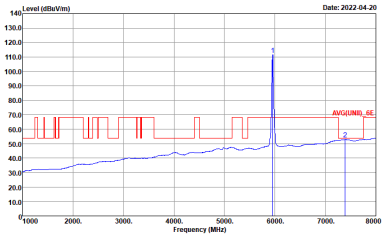

WIFI	Band 5 5925~6425MHz Band Edge @ 3m	
ANT	802.11ax HE20 Full CH45 6175MHz	
4+2	Horizontal	Vertical
Peak	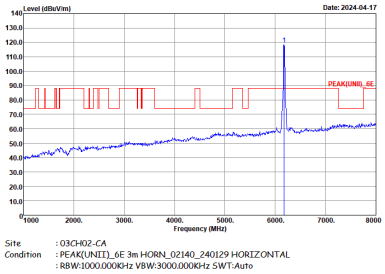	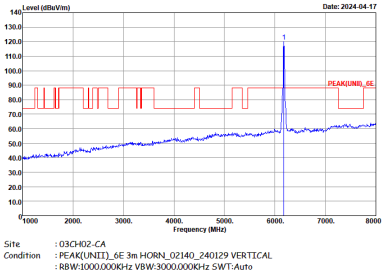
Avg.	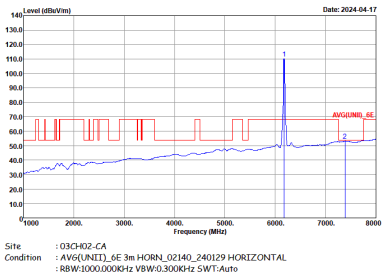	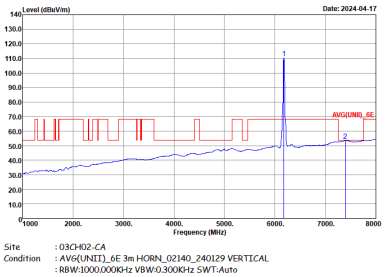

WIFI	Band 5 5925~6425MHz Band Edge @ 3m	
ANT	802.11ax HE20 Full CH93 6415MHz	
4+2	Horizontal	Vertical
Peak	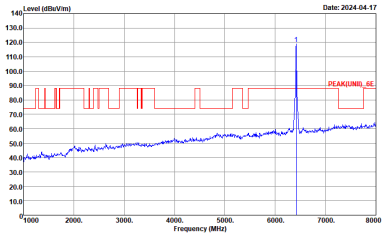	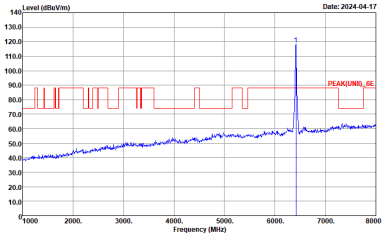
Avg.	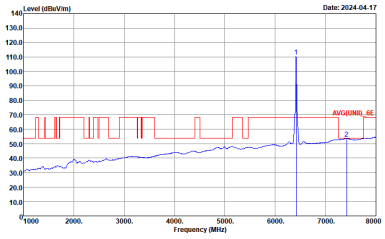	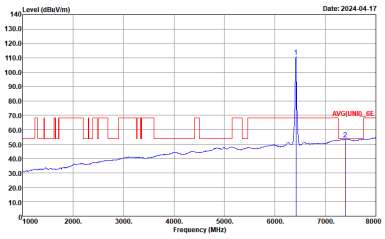

Band 5 5925~6425MHz

WIFI 802.11ax HE40 Full (Band Edge @ 3m)

WIFI	Band 5 5925~6425MHz Band Edge @ 3m	
ANT	802.11ax HE40 Full CH03 5965MHz	
4+2	Horizontal	Fundamental
Peak	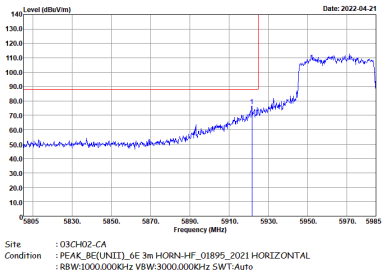	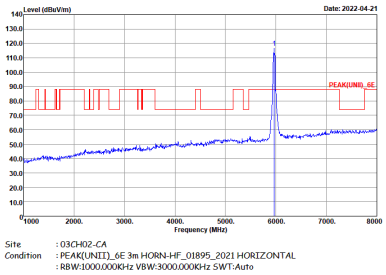
Avg.	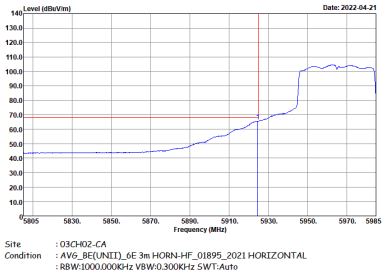	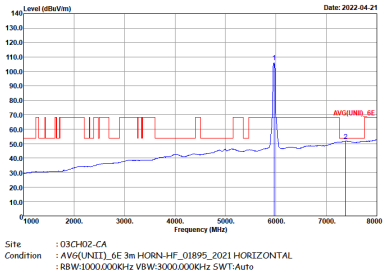

WIFI	Band 5 5925~6425MHz Band Edge @ 3m	
ANT	802.11ax HE40 Full CH03 5965MHz	
4+2	Vertical	Fundamental
Peak	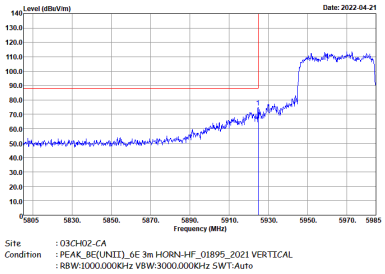	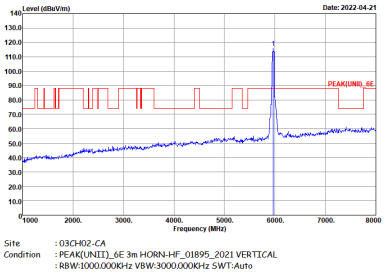
Avg.	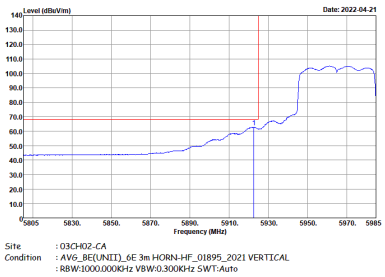	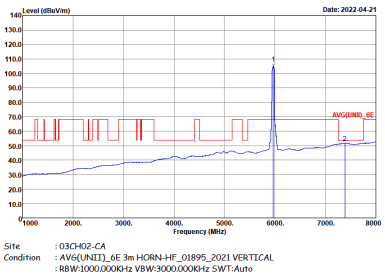

WIFI	Band 5 5925~6425MHz Band Edge @ 3m	
ANT	802.11ax HE40 Full CH43 6165MHz	
4+2	Horizontal	Fundamental
Peak	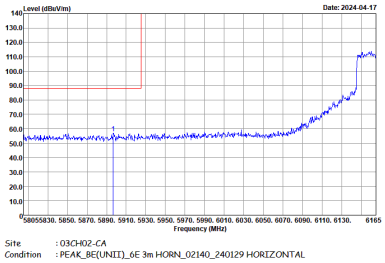	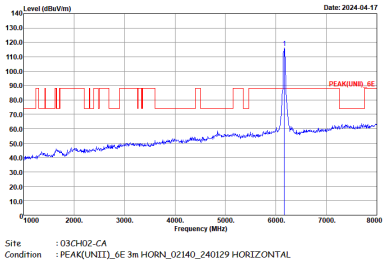
Avg	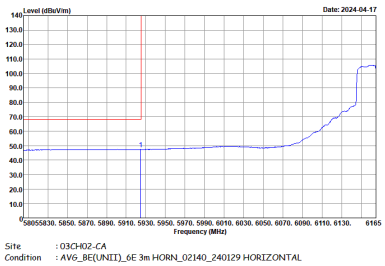	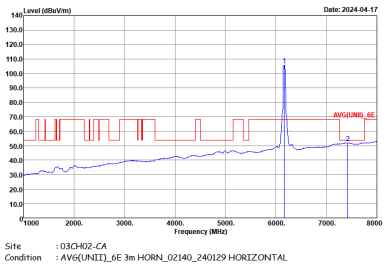

WIFI	Band 5 5925~6425MHz Band Edge @ 3m	
ANT	802.11ax HE40 Full CH43 6165MHz	
4+2	Vertical	Fundamental
Peak	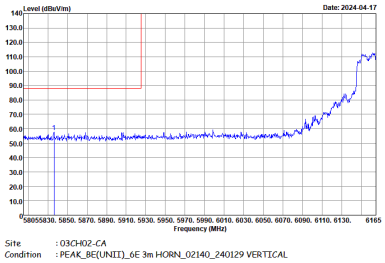	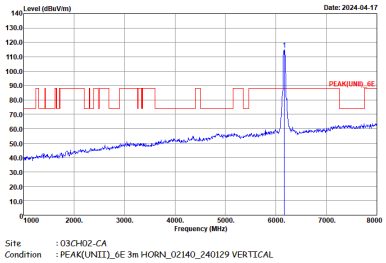
Avg	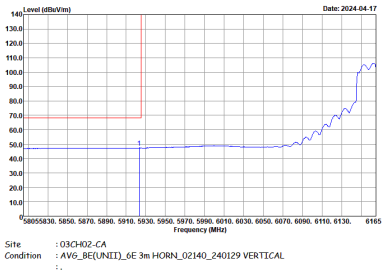	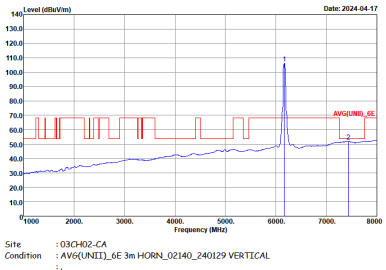

WIFI	Band 5 5925~6425MHz Band Edge @ 3m	
ANT	802.11ax HE40 Full CH91 6405MHz	
4+2	Horizontal	Vertical
Peak	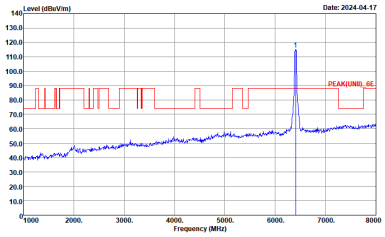 Site : 03CH02-CA Condition : PEAK(UNII)_6E 3m HORN_02140_240129 HORIZONTAL : .	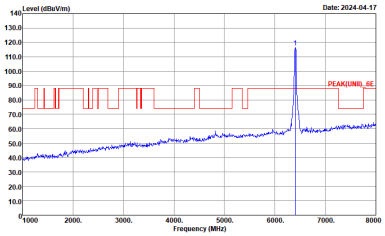 Site : 03CH02-CA Condition : PEAK(UNII)_6E 3m HORN_02140_240129 VERTICAL : .
Avg	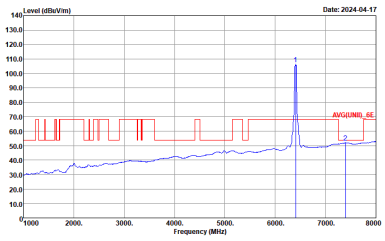 Site : 03CH02-CA Condition : AVG(UNII)_6E 3m HORN_02140_240129 HORIZONTAL : .	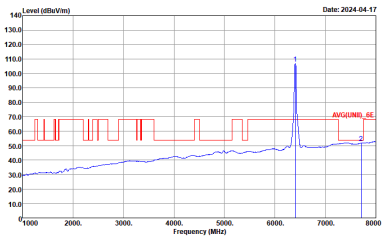 Site : 03CH02-CA Condition : AVG(UNII)_6E 3m HORN_02140_240129 VERTICAL : .

Band 5 5925~6425MHz

WIFI 802.11ax HE80 Full (Band Edge @ 3m)

WIFI	Band 5 5925~6425MHz Band Edge @ 3m	
ANT	802.11ax HE80 Full CH07 5985MHz	
4+2	Horizontal	Fundamental
Peak	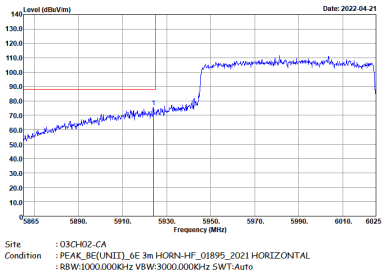	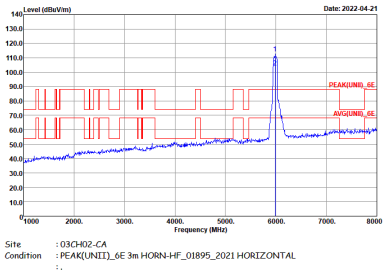
Avg.	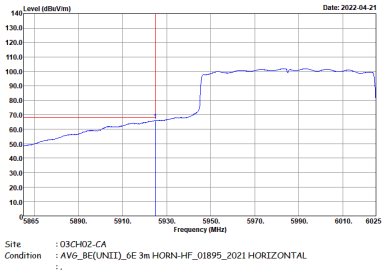	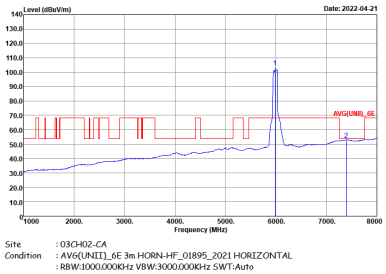

WIFI	Band 5 5925~6425MHz Band Edge @ 3m	
ANT	802.11ax HE80 Full CH07 5985MHz	
4+2	Vertical	Fundamental
Peak	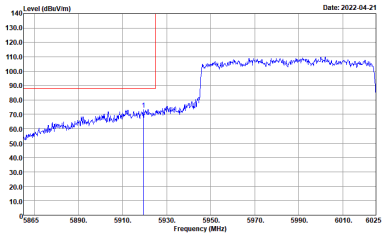	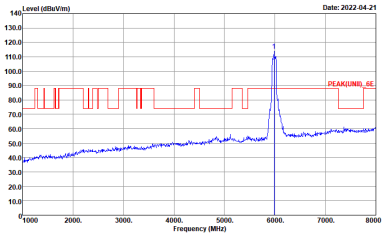
Avg.	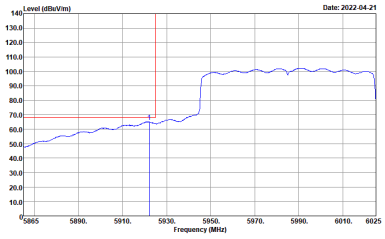	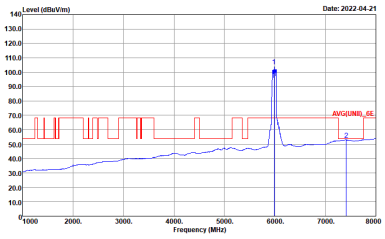

WIFI	Band 5 5925~6425MHz Band Edge @ 3m	
ANT	802.11ax HE80 Full CH39 6145MHz	
4+2	Horizontal	fundamental
Peak	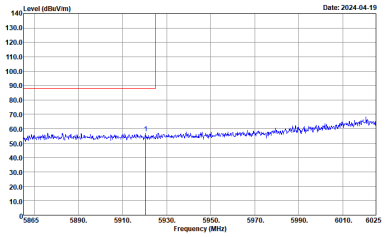	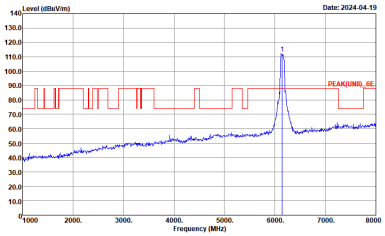
Avg	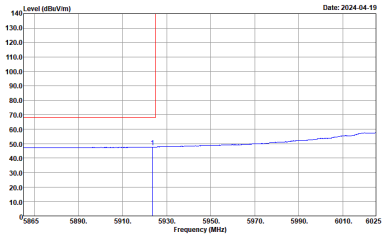	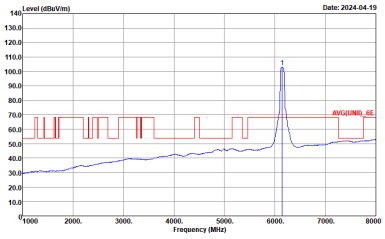

WIFI	Band 5 5925~6425MHz Band Edge @ 3m	
ANT	802.11ax HE80 Full CH39 6145MHz	
4+2	Vertical	fundamental
Peak	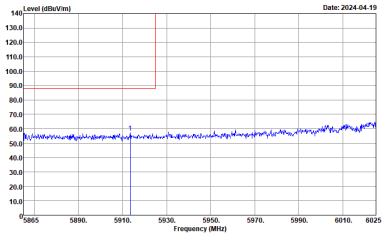	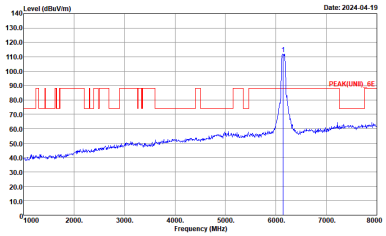
Avg	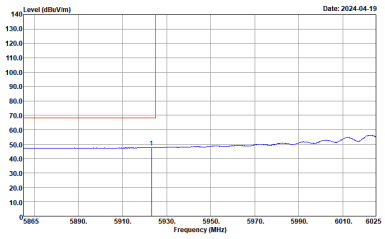	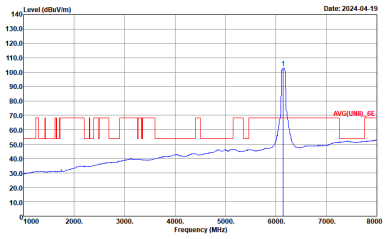

WIFI	Band 5 5925~6425MHz Band Edge @ 3m	
ANT	802.11ax HE80 Full CH87 6385MHz	
4+2	Horizontal	Vertical
Peak	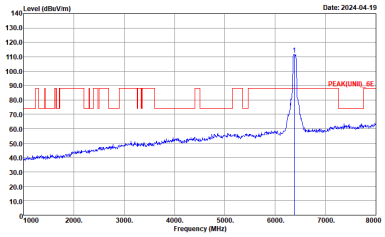 Site : 03CH02-CA Condition : PEAK(UNII)_6E 3m HORN_02140_240129 HORIZONTAL : .	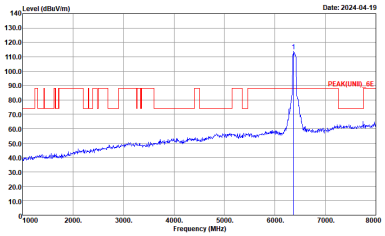 Site : 03CH02-CA Condition : PEAK(UNII)_6E 3m HORN_02140_240129 VERTICAL : .
Avg.	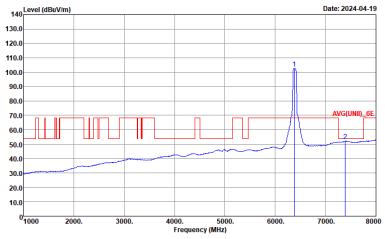 Site : 03CH02-CA Condition : AVG(UNII)_6E 3m HORN_02140_240129 HORIZONTAL : .	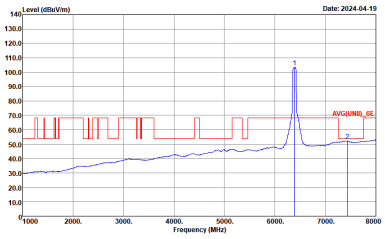 Site : 03CH02-CA Condition : AVG(UNII)_6E 3m HORN_02140_240129 VERTICAL : .

Band 5 5925~6425MHz

WIFI 802.11ax HE160 Full (Band Edge @ 3m)

WIFI	Band 5 5925~6425MHz Band Edge @ 3m	
ANT	802.11ax HE160 Full CH15 6025MHz	
4+2	Horizontal	Fundamental
Peak	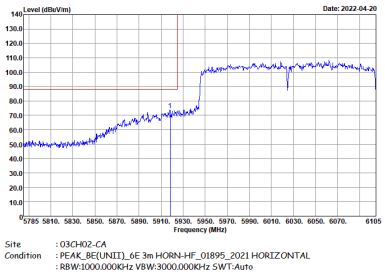	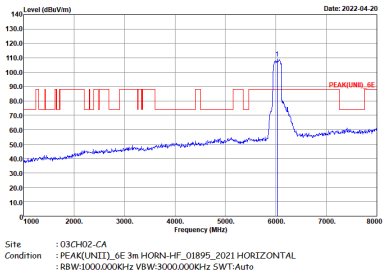
Avg.	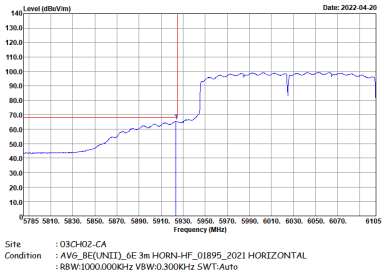	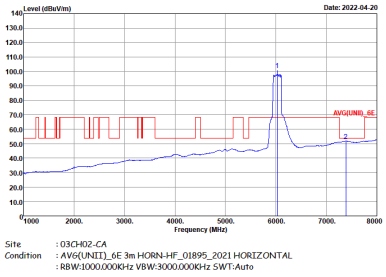

WIFI	Band 5 5925~6425MHz Band Edge @ 3m	
ANT	802.11ax HE160 Full CH15 6025MHz	
4+2	Vertical	Fundamental
Peak	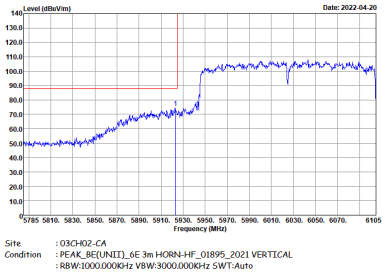	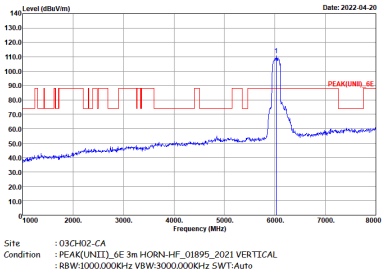
Avg.	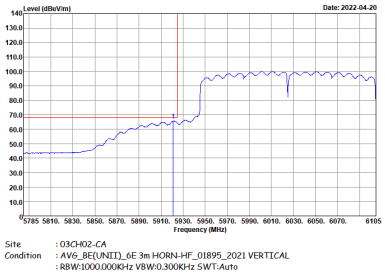	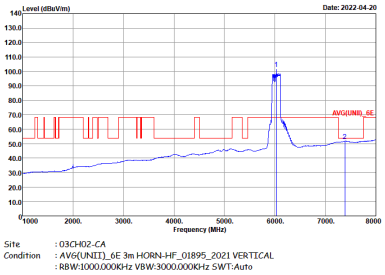

WIFI	Band 5 5925~6425MHz Band Edge @ 3m	
ANT	802.11ax HE160 Full CH47 6185MHz	
4+2	Horizontal	Vertical
Peak	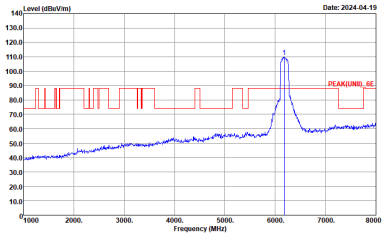 Site : 03CH02-CA Condition : PEAK(UNII)_6E 3m HORN_02140_240129 HORIZONTAL : .	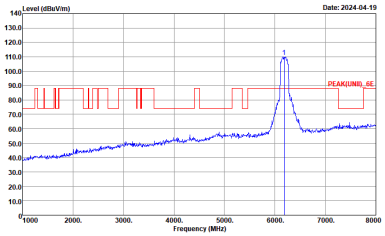 Site : 03CH02-CA Condition : PEAK(UNII)_6E 3m HORN_02140_240129 VERTICAL : .
Avg.	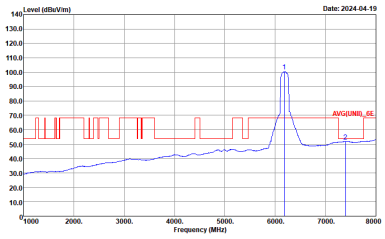 Site : 03CH02-CA Condition : AVG(UNII)_6E 3m HORN_02140_240129 HORIZONTAL : .	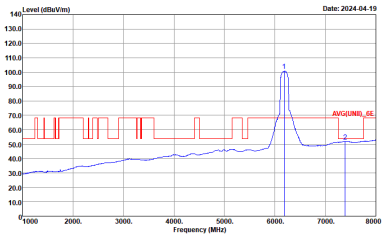 Site : 03CH02-CA Condition : AVG(UNII)_6E 3m HORN_02140_240129 VERTICAL : .

WIFI	Band 5 5925~6425MHz Band Edge @ 3m	
ANT	802.11ax HE160 Full CH79 6345MHz	
4+2	Horizontal	Vertical
Peak	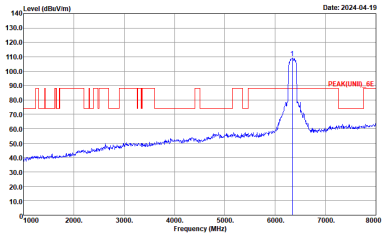 Site : 03CH02-CA Condition : PEAK(UNII)_6E 3m HORN_02140_240129 HORIZONTAL : .	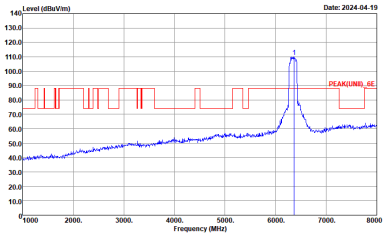 Site : 03CH02-CA Condition : PEAK(UNII)_6E 3m HORN_02140_240129 VERTICAL : .
Avg.	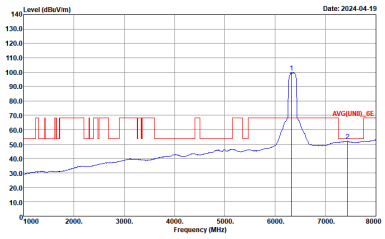 Site : 03CH02-CA Condition : AVG(UNII)_6E 3m HORN_02140_240129 HORIZONTAL : .	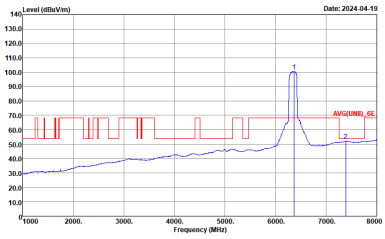 Site : 03CH02-CA Condition : AVG(UNII)_6E 3m HORN_02140_240129 VERTICAL : .

Band 5 - 5925~6425MHz

WIFI 802.11a (Harmonic @ 3m)

WIFI	Band 5 5925~6425MHz Harmonic @ 3m	
ANT	802.11a CH01 5955MHz	
4+2	Horizontal	Vertical
Peak Avg.	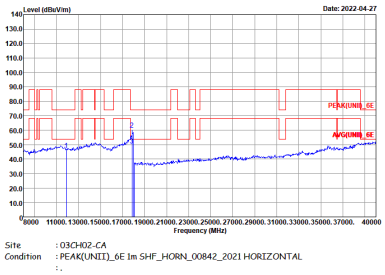	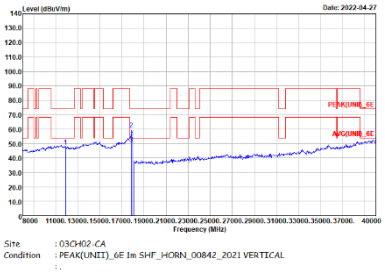

WIFI	Band 5 5925~6425MHz Harmonic @ 3m	
ANT	802.11a CH01 5955MHz	
4+2	Horizontal	Vertical
10.6G ~ 18G Avg.	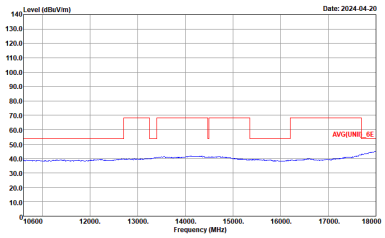	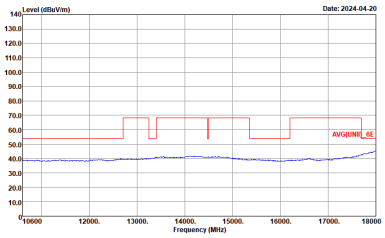
38.6G ~ 40G Avg.	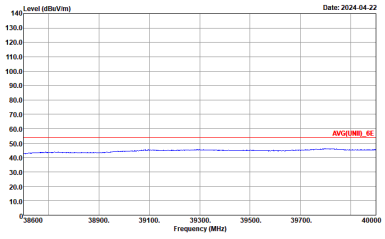	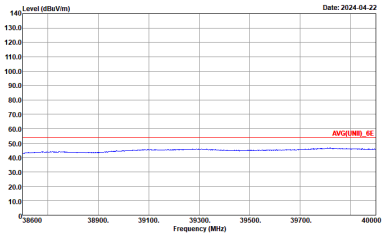

WIFI	Band 5 5925~6425MHz Harmonic @ 3m	
ANT	802.11a CH45 6175MHz	
4+2	Horizontal	Vertical
Peak Avg.	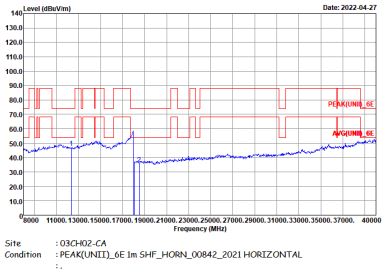	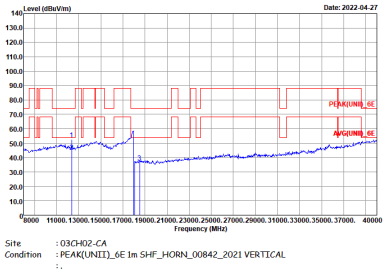

WIFI	Band 5 5925~6425MHz Harmonic @ 3m	
ANT	802.11a CH45 6175MHz	
4+2	Horizontal	Vertical
10.6G ~ 18G Avg.	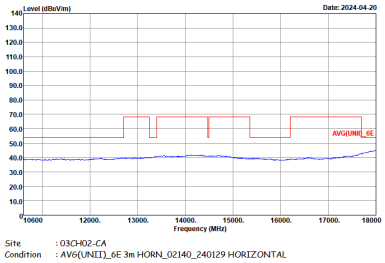	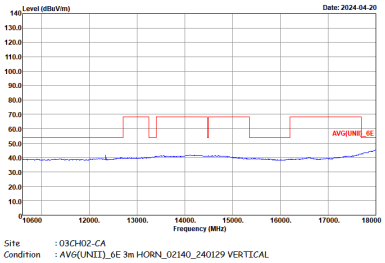
38.6G ~ 40G Avg.	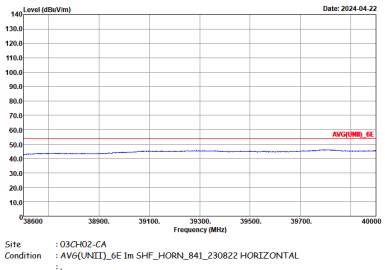	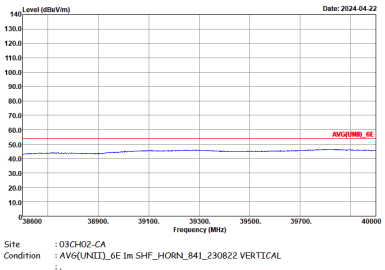

WIFI	Band 5 5925~6425MHz Harmonic @ 3m	
ANT	802.11a CH93 6415MHz	
4+2	Horizontal	Vertical
Peak Avg.	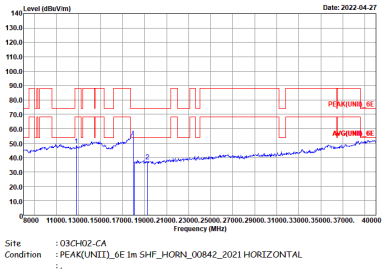	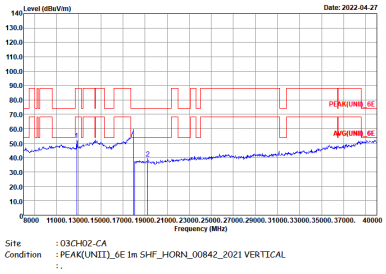

WIFI	Band 5 5925~6425MHz Harmonic @ 3m	
ANT	802.11a CH93 6415MHz	
4+2	Horizontal	Vertical
10.6G ~ 18G Avg.	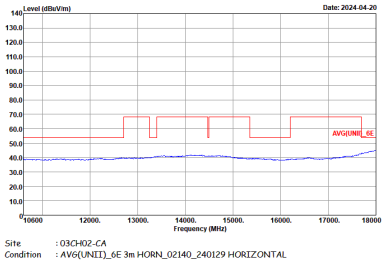	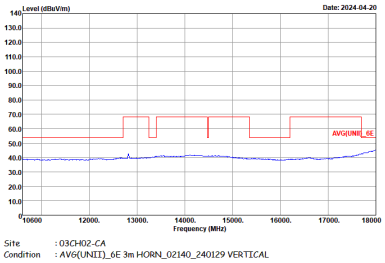
38.6G ~ 40G Avg.	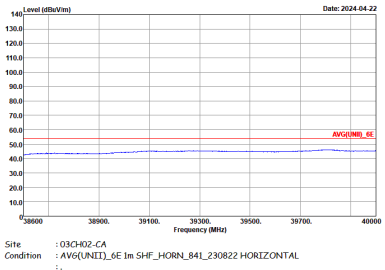	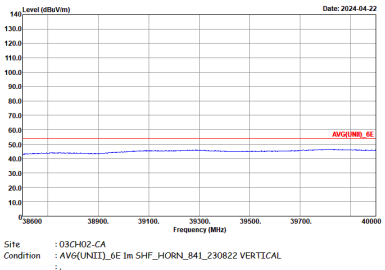

Band 5 5925~6425MHz

WIFI 802.11ax HE20 Full (Harmonic @ 3m)

WIFI	Band 5 5925~6425MHz Harmonic @ 3m	
ANT	802.11ax HE20 Full CH01 5955MHz	
4+2	Horizontal	Vertical
Peak Avg.	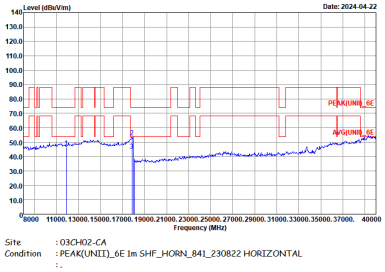	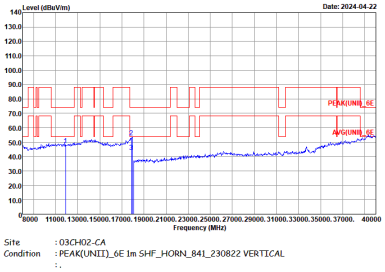

WIFI	Band 5 5925~6425MHz Harmonic @ 3m	
ANT	802.11ax HE20 Full CH01 5955MHz	
4+2	Horizontal	Vertical
10.6G ~ 18G Avg.	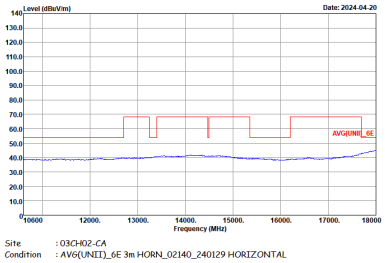	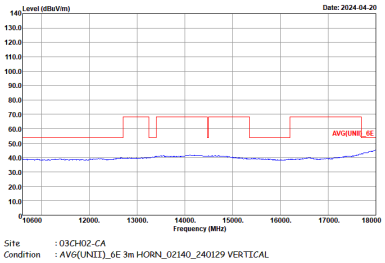
38.6G ~ 40G Avg.	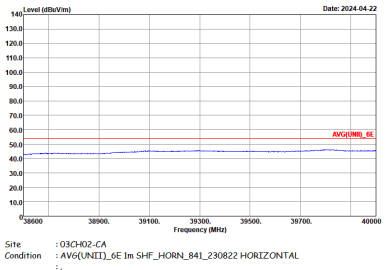	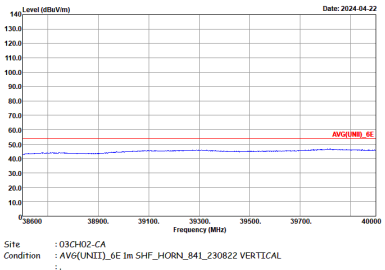

WIFI	Band 5 5925~6425MHz Harmonic @ 3m	
ANT	802.11ax HE20 Full CH45 6175MHz	
4+2	Horizontal	Vertical
Peak Avg.	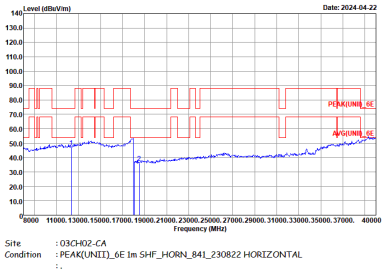	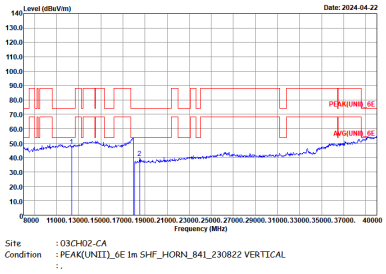

WIFI	Band 5 5925~6425MHz Harmonic @ 3m	
ANT	802.11ax HE20 Full CH45 6175MHz	
4+2	Horizontal	Vertical
10.6G ~ 18G Avg.	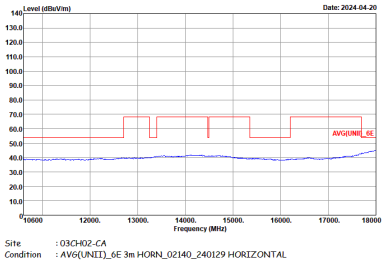	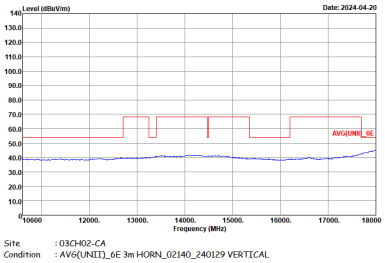
38.6G ~ 40G Avg.	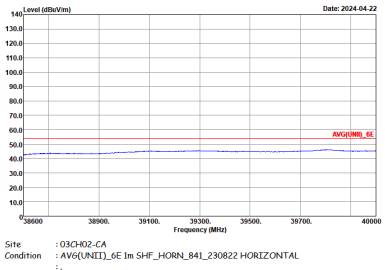	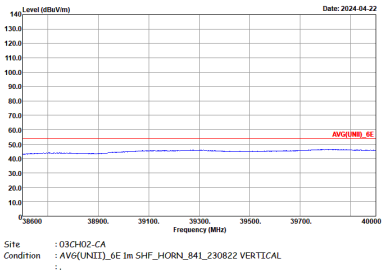

WIFI	Band 5 5925~6425MHz Harmonic @ 3m	
ANT	802.11ax HE20 Full CH93 6415MHz	
4+2	Horizontal	Vertical
Peak Avg.	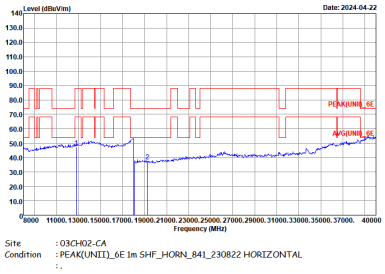	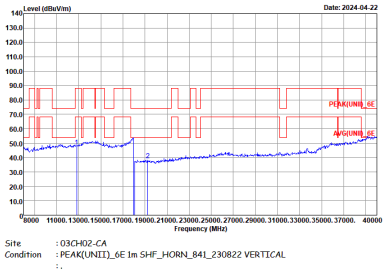

WIFI	Band 5 5925~6425MHz Harmonic @ 3m	
ANT	802.11ax HE20 Full CH93 6415MHz	
4+2	Horizontal	Vertical
10.6G ~ 18G Avg.	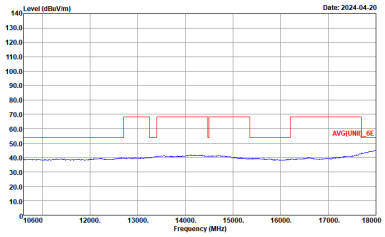	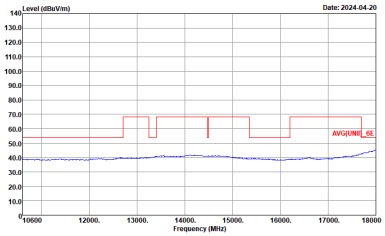
38.6G ~ 40G Avg.	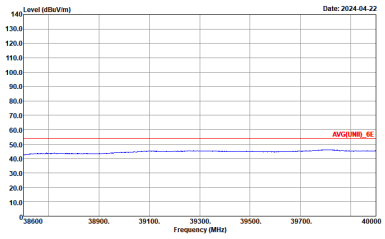	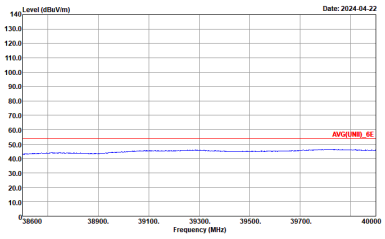

Band 5 5925~6425MHz

WIFI 802.11ax HE40 Full (Harmonic @ 3m)

WIFI	Band 5 5925~6425MHz Harmonic @ 3m	
ANT	802.11ax HE40 Full CH03 5965MHz	
4+2	Horizontal	Vertical
Peak Avg.	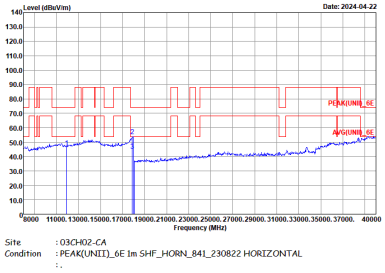	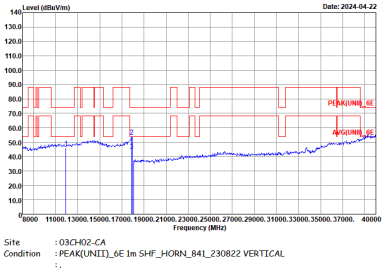

WIFI	Band 5 5925~6425MHz Harmonic @ 3m	
ANT	802.11ax HE40 Full CH03 5965MHz	
4+2	Horizontal	Vertical
10.6G ~ 18G Avg.	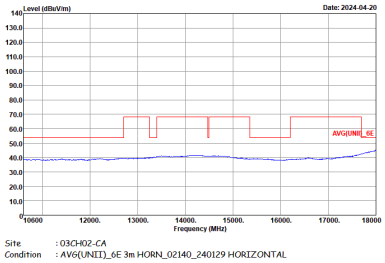	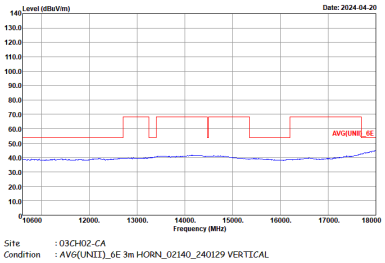
38.6G ~ 40G Avg.	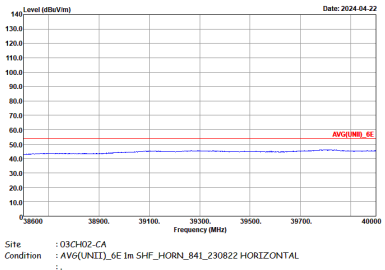	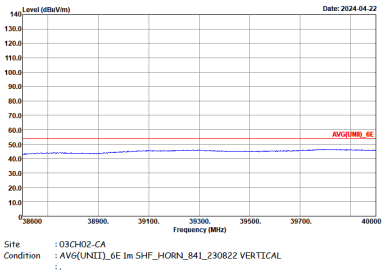

WIFI	Band 5 5925~6425MHz Harmonic @ 3m	
ANT	802.11ax HE40 Full CH43 6165MHz	
4+2	Horizontal	Vertical
Peak Avg.	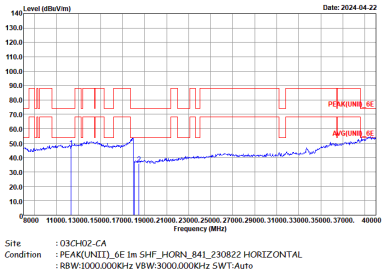	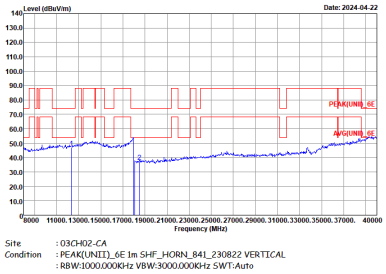

WIFI	Band 5 5925~6425MHz Harmonic @ 3m	
ANT	802.11ax HE40 Full CH43 6165MHz	
4+2	Horizontal	Vertical
10.6G ~ 18G Avg.	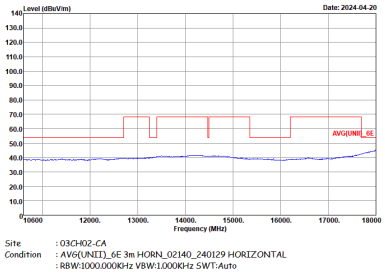	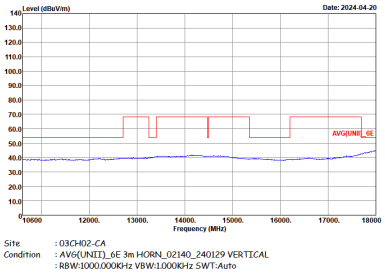
38.6G ~ 40G Avg.	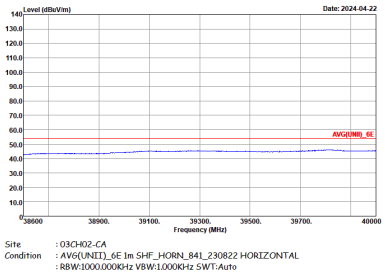	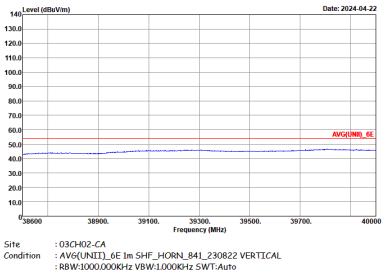

WIFI	Band 5 5925~6425MHz Harmonic @ 3m	
ANT	802.11ax HE40 Full CH91 6405MHz	
4+2	Horizontal	Vertical
Peak Avg.	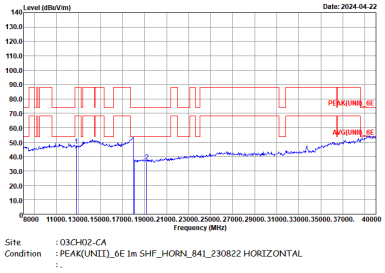	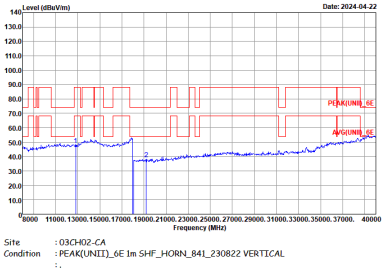

WIFI	Band 5 5925~6425MHz Harmonic @ 3m	
ANT	802.11ax HE40 Full CH91 6405MHz	
4+2	Horizontal	Vertical
10.6G ~ 18G Avg.	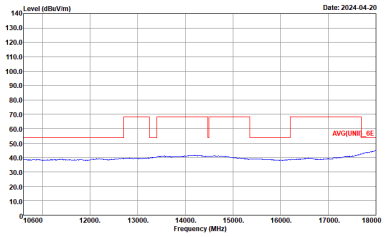 Site : 03CH02-CA Condition : AV6(UNII)_6E 3m HORN_02140_240129 HORIZONTAL : .	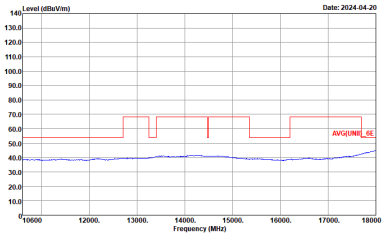 Site : 03CH02-CA Condition : AV6(UNII)_6E 3m HORN_02140_240129 VERTICAL : .
38.6G ~ 40G Avg.	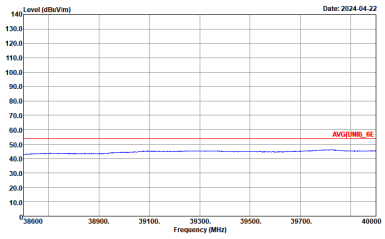 Site : 03CH02-CA Condition : AV6(UNII)_6E 1m SHF_HORN_841_230822 HORIZONTAL : .	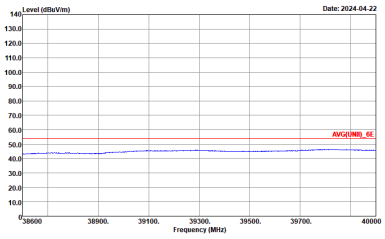 Site : 03CH02-CA Condition : AV6(UNII)_6E 1m SHF_HORN_841_230822 VERTICAL : .

Band 5 5925~6425MHz

WIFI 802.11ax HE80 Full (Harmonic @ 3m)

WIFI	Band 5 5925~6425MHz Harmonic @ 3m	
ANT	802.11ax HE80 Full CH07 5985MHz	
4+2	Horizontal	Vertical
Peak Avg.	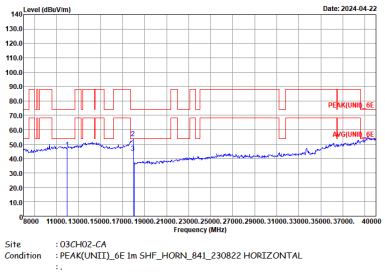	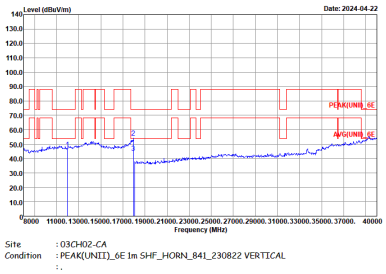

WIFI	Band 5 5925~6425MHz Harmonic @ 3m	
ANT	802.11ax HE80 Full CH07 5985MHz	
4+2	Horizontal	Vertical
10.6G ~ 18G Avg.	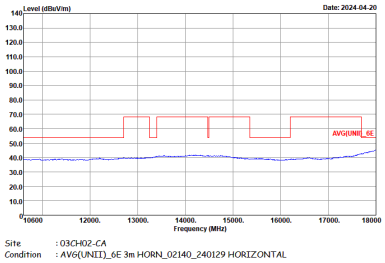	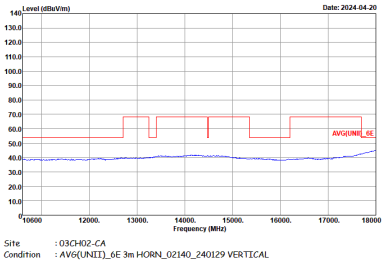
38.6G ~ 40G Avg.	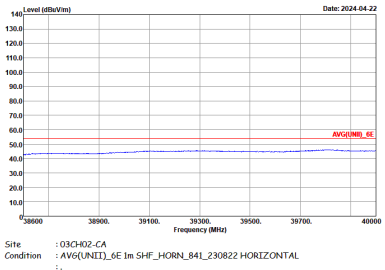	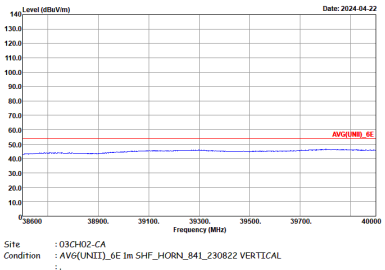

WIFI	Band 5 5925~6425MHz Harmonic @ 3m	
ANT	802.11ax HE80 Full CH39 6145MHz	
4+2	Horizontal	Vertical
Peak Avg.	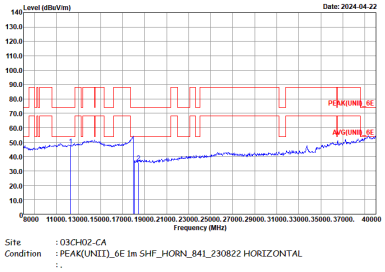	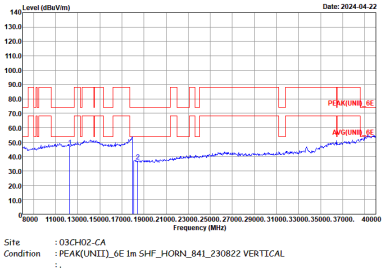

WIFI	Band 5 5925~6425MHz Harmonic @ 3m	
ANT	802.11ax HE80 Full CH39 6145MHz	
4+2	Horizontal	Vertical
10.6G ~ 18G Avg.	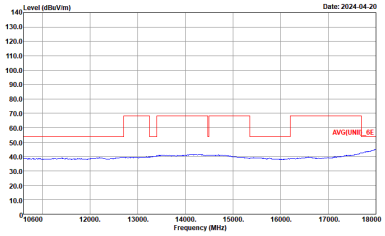 Site : 03CH02-CA Condition : AVG(UNII)_6E 3m HORN_02140_240129 HORIZONTAL : .	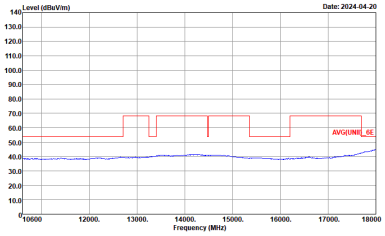 Site : 03CH02-CA Condition : AVG(UNII)_6E 3m HORN_02140_240129 VERTICAL : .
38.6G ~ 40G Avg.	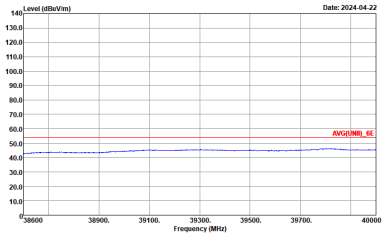 Site : 03CH02-CA Condition : AVG(UNII)_6E 1m SHF_HORN_841_230822 HORIZONTAL : .	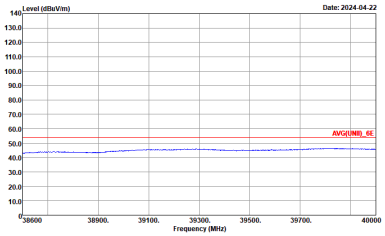 Site : 03CH02-CA Condition : AVG(UNII)_6E 1m SHF_HORN_841_230822 VERTICAL : .

WIFI	Band 5 5925~6425MHz Harmonic @ 3m	
ANT	802.11ax HE80 Full CH87 6385MHz	
4+2	Horizontal	Vertical
Peak Avg.	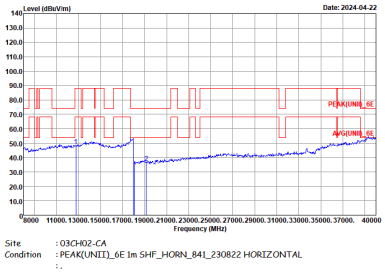	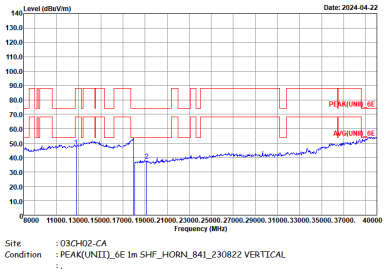

WIFI	Band 5 5925~6425MHz Harmonic @ 3m	
ANT	802.11ax HE80 Full CH87 6385MHz	
4+2	Horizontal	Vertical
10.6G ~ 18G Avg.	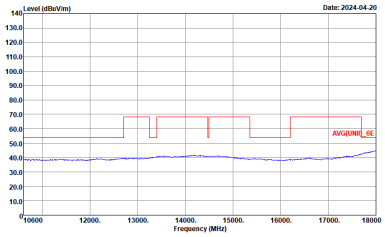	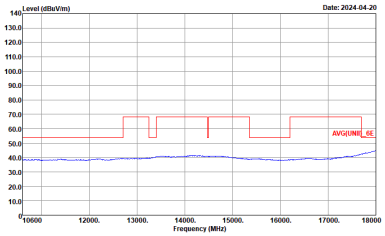
38.6G ~ 40G Avg.	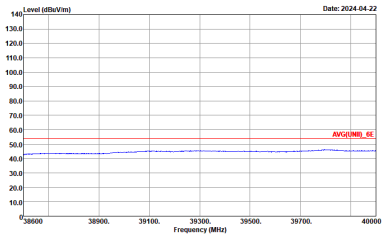	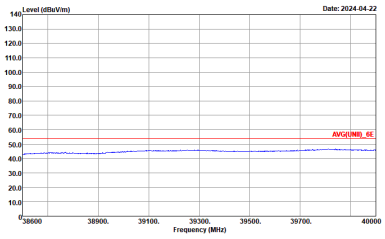

Band 5 5925~6425MHz
WIFI 802.11ax HE160 Full (Harmonic @ 3m)

WIFI	Band 5 5925~6425MHz Harmonic @ 3m	
ANT	802.11ax HE160 Full CH15 6025MHz	
4+2	Horizontal	Vertical
Peak Avg.	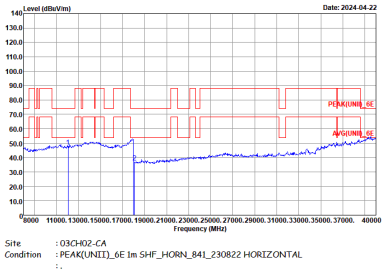	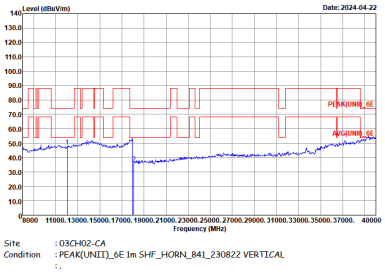

WIFI	Band 5 5925~6425MHz Harmonic @ 3m	
ANT	802.11ax HE160 Full CH15 6025MHz	
4+2	Horizontal	Vertical
10.6G ~ 18G Avg.	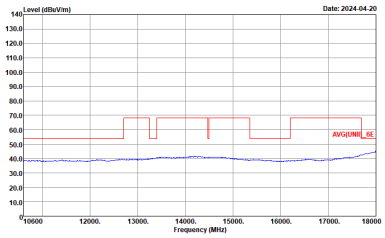 Site : 03CH02-CA Condition : AVG(UNII)_6E 3m HORN_02140_240129 HORIZONTAL : .	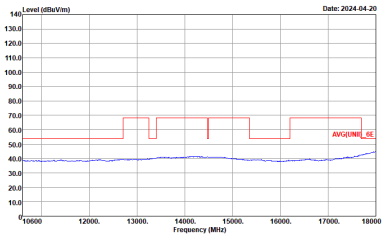 Site : 03CH02-CA Condition : AVG(UNII)_6E 3m HORN_02140_240129 VERTICAL : .
38.6G ~ 40G Avg.	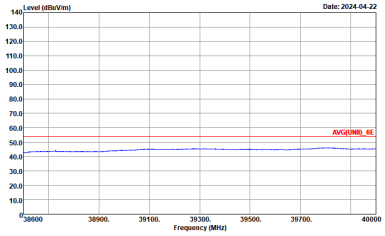 Site : 03CH02-CA Condition : AVG(UNII)_6E 1m SHF_HORN_841_230822 HORIZONTAL : .	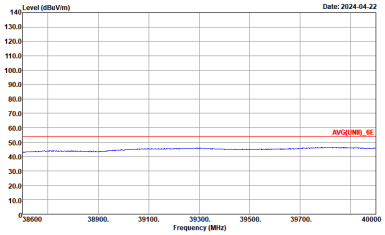 Site : 03CH02-CA Condition : AVG(UNII)_6E 1m SHF_HORN_841_230822 VERTICAL : .

WIFI	Band 5 5925~6425MHz Harmonic @ 3m	
ANT	802.11ax HE160 Full CH47 6185MHz	
4+2	Horizontal	Vertical
Peak Avg.	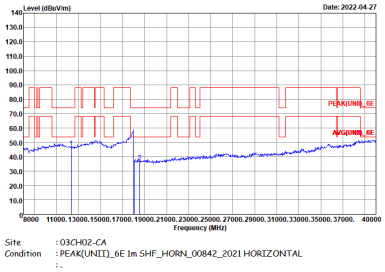	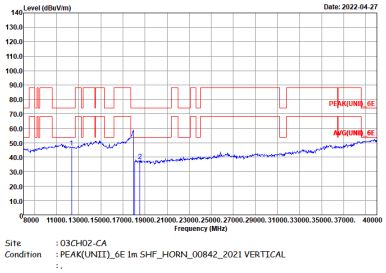

WIFI	Band 5 5925~6425MHz Harmonic @ 3m	
ANT	802.11ax HE160 Full CH47 6185MHz	
4+2	Horizontal	Vertical
10.6G ~ 18G Avg.	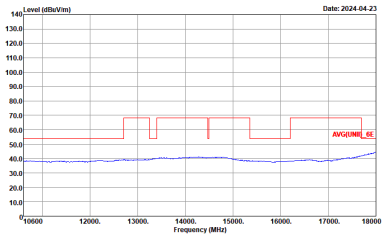	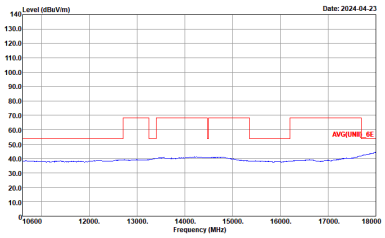
38.6G ~ 40G Avg.	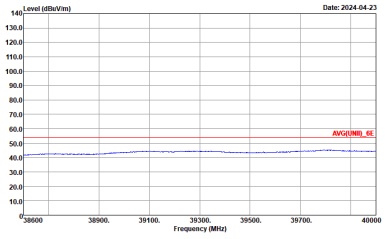	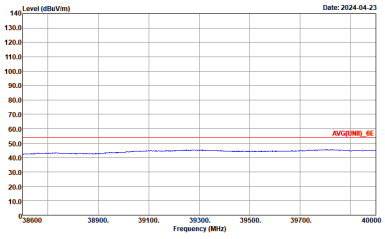

WIFI	Band 5 5925~6425MHz Harmonic @ 3m	
ANT	802.11ax HE160 Full CH79 6345MHz	
4+2	Horizontal	Vertical
Peak Avg.	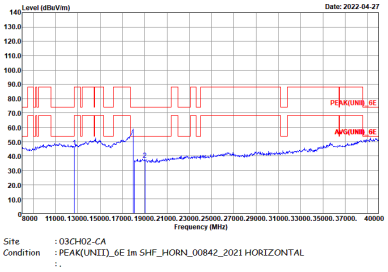	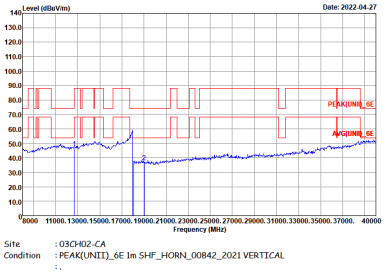

WIFI	Band 5 5925~6425MHz Harmonic @ 3m	
ANT	802.11ax HE160 Full CH79 6345MHz	
4+2	Horizontal	Vertical
10.6G ~ 18G Avg.	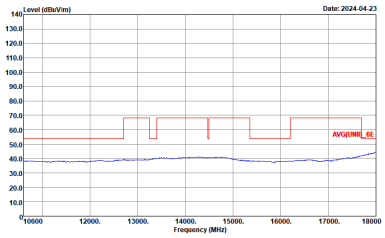 Site : 03CH02-CA Condition : AV6(UNII)_6E 3m HORN_02140_230109 HORIZONTAL : .	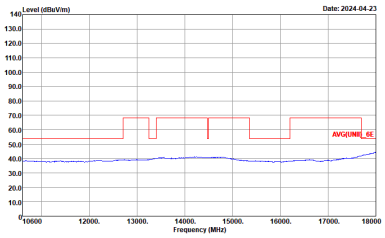 Site : 03CH02-CA Condition : AV6(UNII)_6E 3m HORN_02140_230109 VERTICAL : .
38.6G ~ 40G Avg.	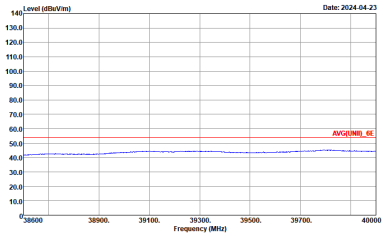 Site : 03CH02-CA Condition : AV6(UNII)_6E 1m SHF_HORN_841_220912 HORIZONTAL : .	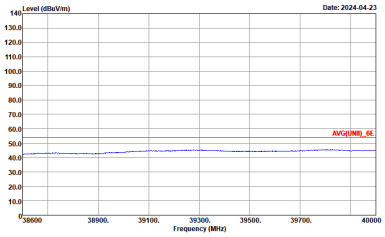 Site : 03CH02-CA Condition : AV6(UNII)_6E 1m SHF_HORN_841_220912 VERTICAL : .

Band 7 - 6525~6875MHz

WIFI 802.11a (Band Edge @ 3m)

WIFI	Band 7 6525~6875MHz Band Edge @ 3m	
ANT	802.11a CH117 6535MHz	
4+2	Horizontal	Vertical
Peak	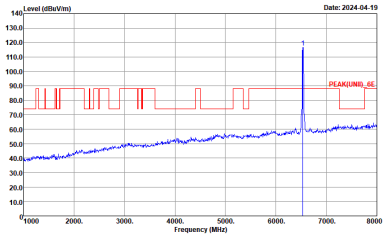	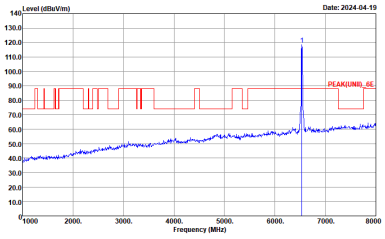
Avg	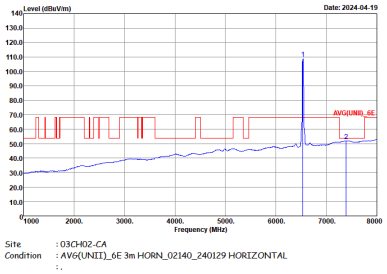	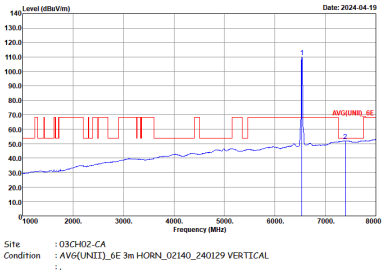

WIFI	Band 7 6525~6875MHz Band Edge @ 3m	
ANT	802.11a CH149 6695MHz	
4+2	Horizontal	Vertical
Peak	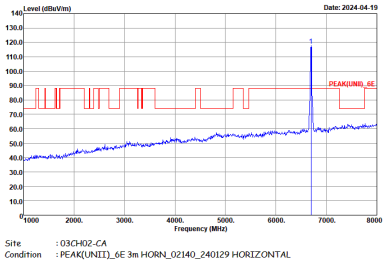	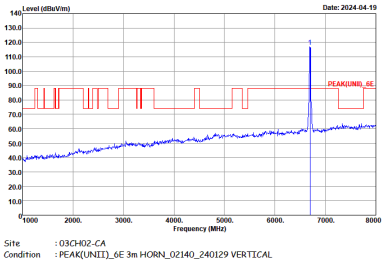
Avg.	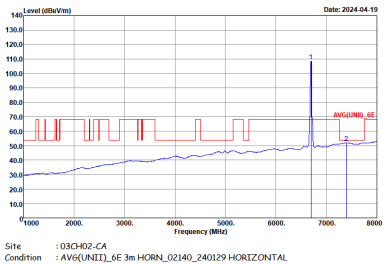	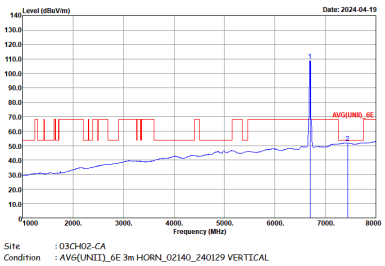

WIFI	Band 7 6525~6875MHz Band Edge @ 3m	
ANT	802.11a CH181 6855MHz	
4+2	Horizontal	Fundamental
Peak	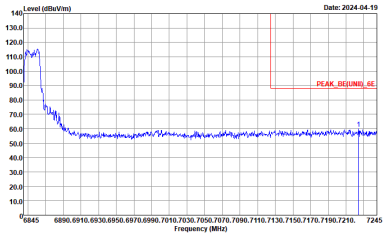	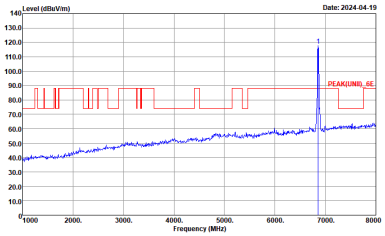
Avg.	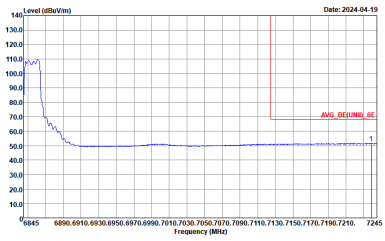	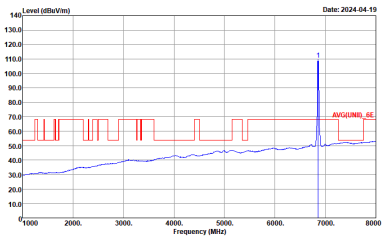

WIFI	Band 7 6525~6875MHz Band Edge @ 3m	
ANT	802.11a CH181 6855MHz	
4+2	Vertical	Fundamental
Peak	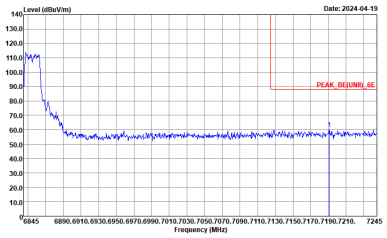	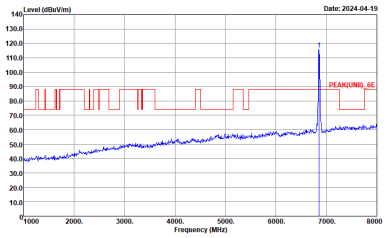
Avg.	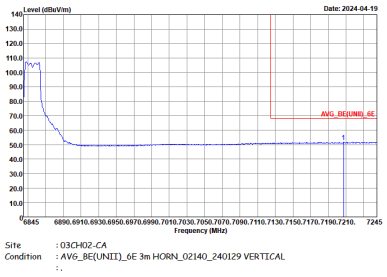	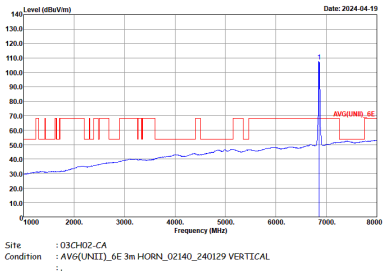

Band 7 6525~6875MHz
WIFI 802.11ax HE20 Full (Band Edge @ 3m)

WIFI	Band 7 6525~6875MHz Band Edge @ 3m	
ANT	802.11ax HE20 Full CH117 6535MHz	
4+2	Horizontal	Vertical
Peak	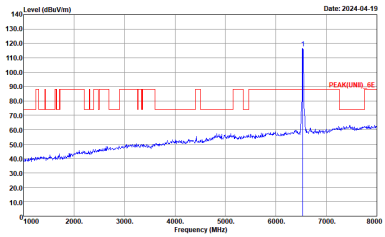 Site : 03CH02-CA Condition : PEAK(UNII)_6E 3m HORN_02140_240129 HORIZONTAL : .	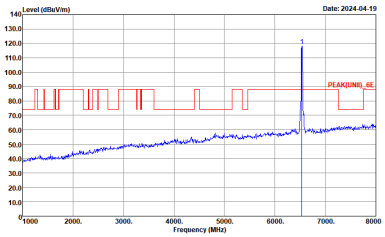 Site : 03CH02-CA Condition : PEAK(UNII)_6E 3m HORN_02140_240129 VERTICAL : .
Avg	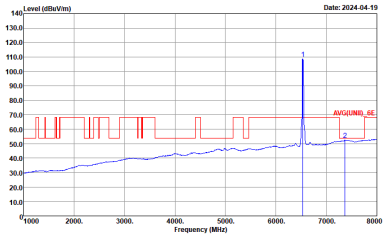 Site : 03CH02-CA Condition : AVG(UNII)_6E 3m HORN_02140_240129 HORIZONTAL : .	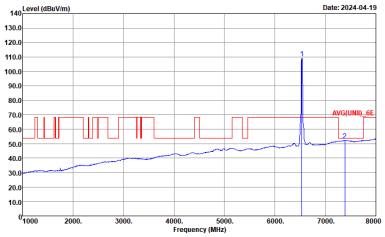 Site : 03CH02-CA Condition : AVG(UNII)_6E 3m HORN_02140_240129 VERTICAL : .

WIFI	Band 7 6525~6875MHz Band Edge @ 3m	
ANT	802.11ax HE20 Full CH149 6695MHz	
4+2	Horizontal	Vertical
Peak	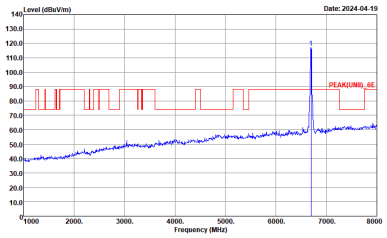	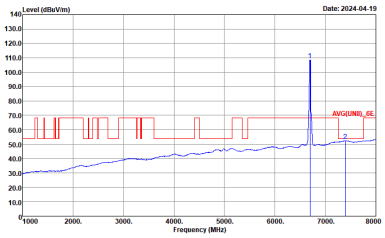
Avg	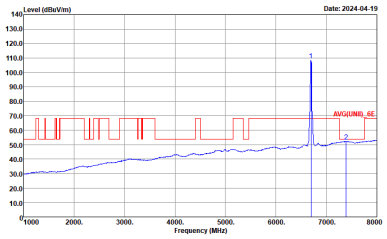	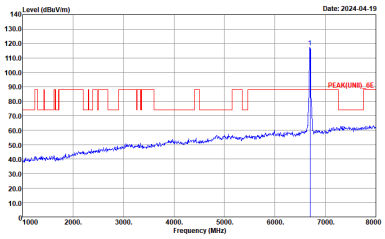

WIFI	Band 7 6525~6875MHz Band Edge @ 3m	
ANT	802.11ax HE20 Full CH181 6855MHz	
4+2	Horizontal	Fundamental
Peak	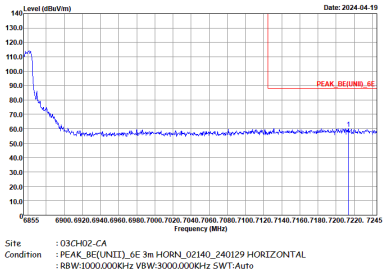	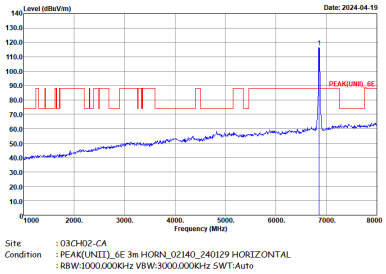
Avg	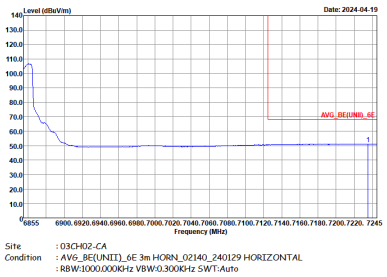	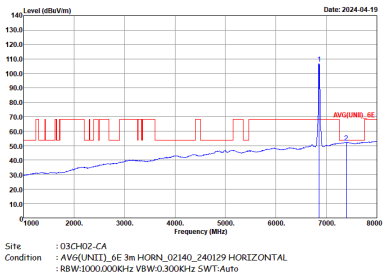

WIFI	Band 7 6525~6875MHz Band Edge @ 3m	
ANT	802.11ax HE20 Full CH181 6855MHz	
4+2	Vertical	Fundamental
Peak	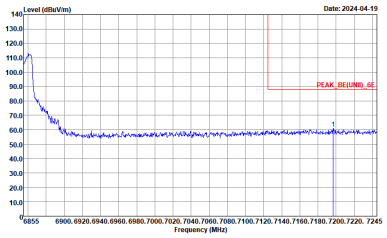	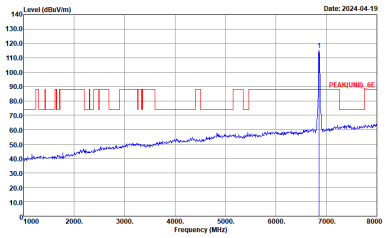
Avg	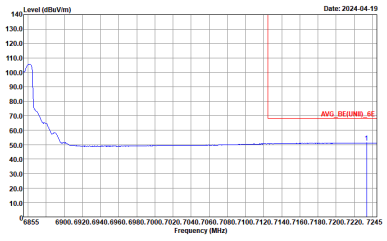	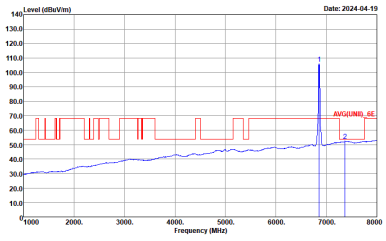

Band 7 6525~6875MHz
WIFI 802.11ax HE40 Full (Band Edge @ 3m)

WIFI	Band 7 6525~6875MHz Band Edge @ 3m	
ANT	802.11ax HE40 Full CH123 6565MHz	
4+2	Horizontal	Vertical
Peak	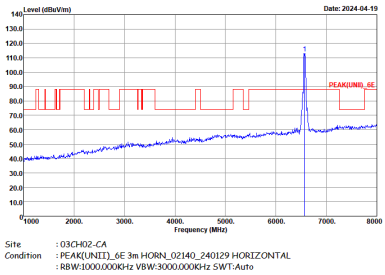	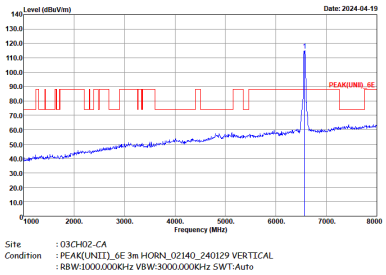
Avg	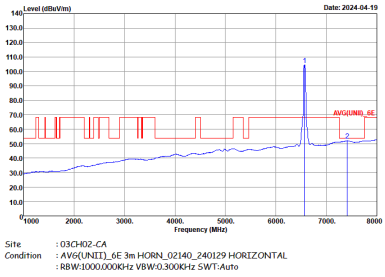	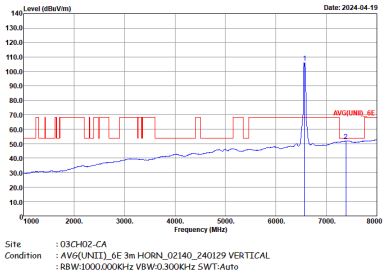

WIFI	Band 7 6525~6875MHz Band Edge @ 3m	
ANT	802.11ax HE40 Full CH147 6685MHz	
4+2	Horizontal	Vertical
Peak	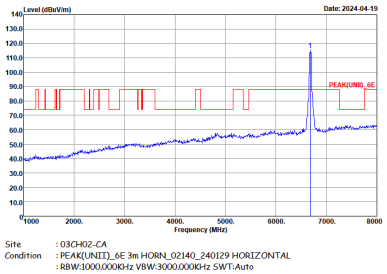	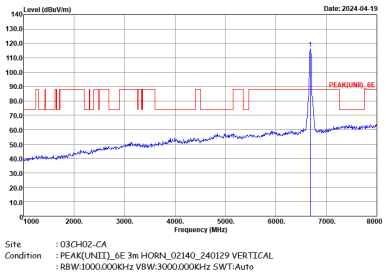
Avg	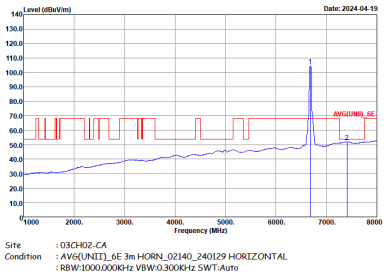	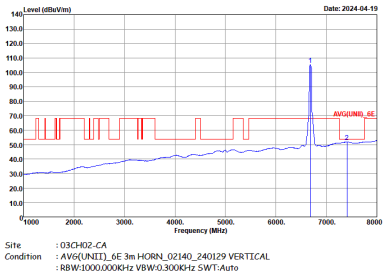

WIFI	Band 7 6525~6875MHz Band Edge @ 3m	
ANT	802.11ax HE40 Full CH179 6845MHz	
4+2	Horizontal	Fundamental
Peak	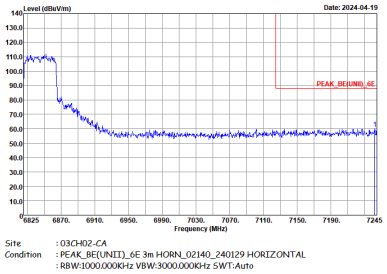	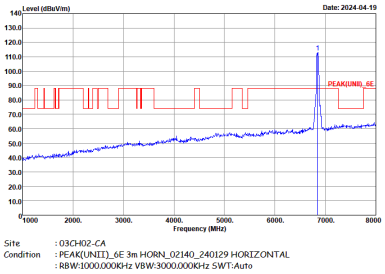
Avg	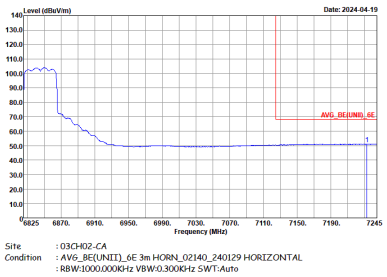	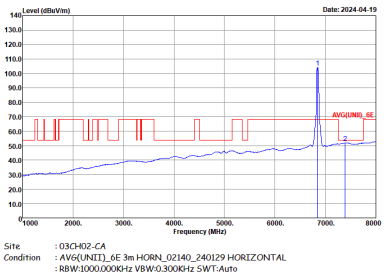

WIFI	Band 7 6525~6875MHz Band Edge @ 3m	
ANT	802.11ax HE40 Full CH179 6845MHz	
4+2	Vertical	Fundamental
Peak	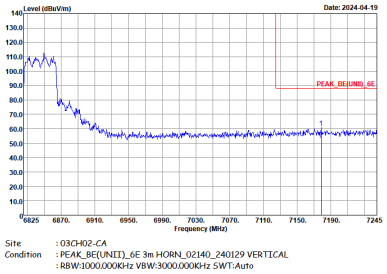	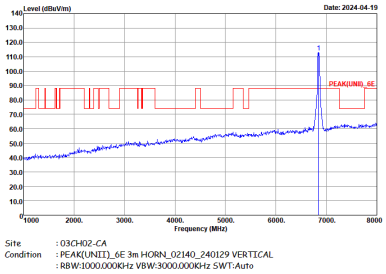
Avg	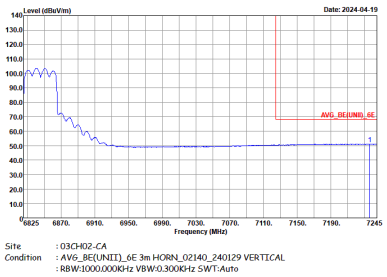	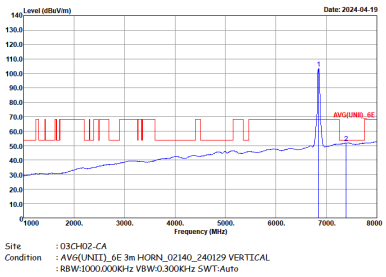

Band 7 6525~6875MHz

WIFI 802.11ax HE80 Full (Band Edge @ 3m)

WIFI	Band 7 6525~6875MHz Band Edge @ 3m	
ANT	802.11ax HE80 Full CH135 6625MHz	
4+2	Horizontal	Vertical
Peak	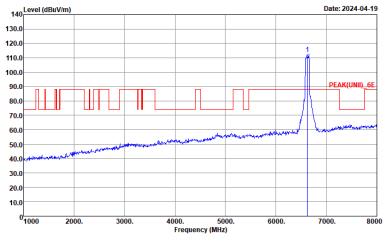 Site : 03CH02-CA Condition : PEAK(UNII)_6E 3m HORN_02140_240129 HORIZONTAL : RBW:1000.000KHz VBW:3000.000KHz SWT:Auto	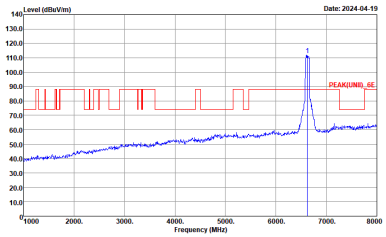 Site : 03CH02-CA Condition : PEAK(UNII)_6E 3m HORN_02140_240129 VERTICAL : RBW:1000.000KHz VBW:3000.000KHz SWT:Auto
Avg	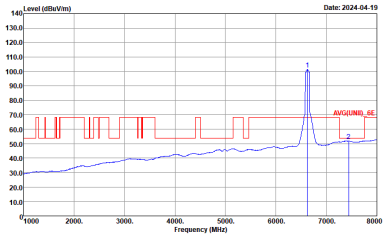 Site : 03CH02-CA Condition : AVG(UNII)_6E 3m HORN_02140_240129 HORIZONTAL : RBW:1000.000KHz VBW:0.300KHz SWT:Auto	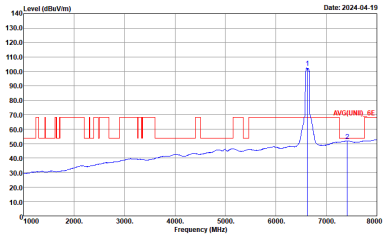 Site : 03CH02-CA Condition : AVG(UNII)_6E 3m HORN_02140_240129 VERTICAL : RBW:1000.000KHz VBW:0.300KHz SWT:Auto

WIFI	Band 7 6525~6875MHz Band Edge @ 3m	
ANT	802.11ax HE80 Full CH151 6705MHz	
4+2	Horizontal	Vertical
Peak	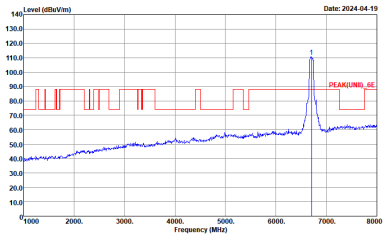	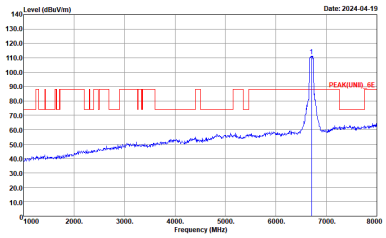
Avg	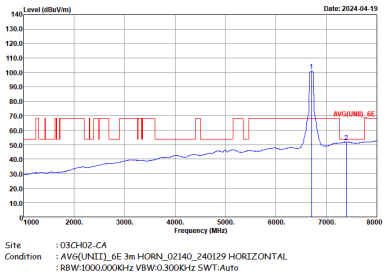	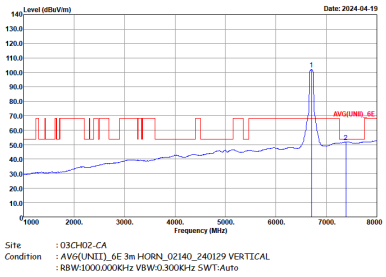

WIFI	Band 7 6525~6875MHz Band Edge @ 3m	
ANT	802.11ax HE80 Full CH167 6785MHz	
4+2	Horizontal	Fundamental
Peak	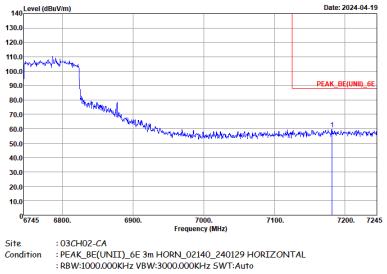	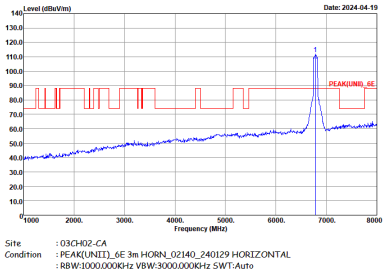
Avg	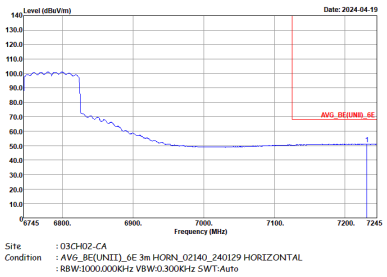	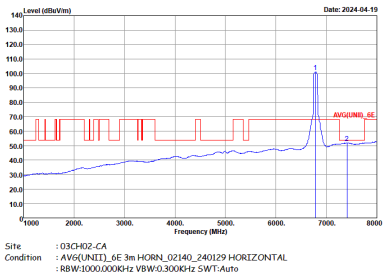

WIFI	Band 7 6525~6875MHz Band Edge @ 3m	
ANT	802.11ax HE80 Full CH167 6785MHz	
4+2	Vertical	Fundamental
Peak	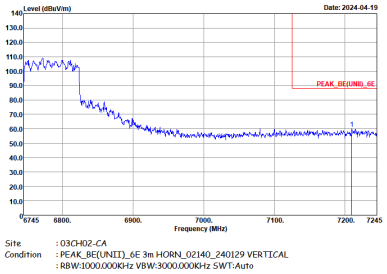	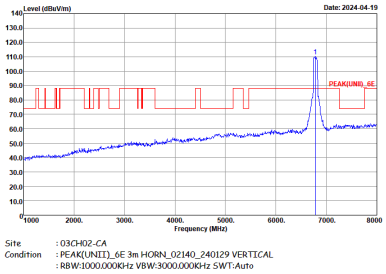
Avg	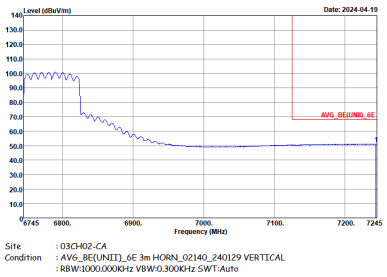	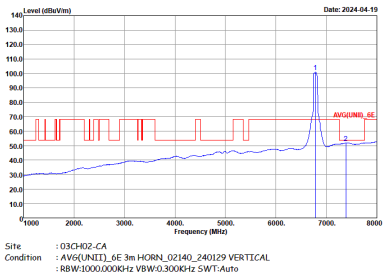

Band 7 6525~6875MHz

WIFI 802.11ax HE160 Full (Band Edge @ 3m)

WIFI	Band 7 6525~6875MHz Band Edge @ 3m	
ANT	802.11ax HE160 Full CH143 6665MHz	
4+2	Horizontal	Fundamental
Peak	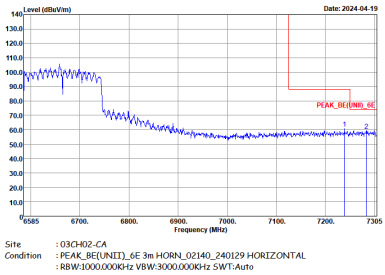	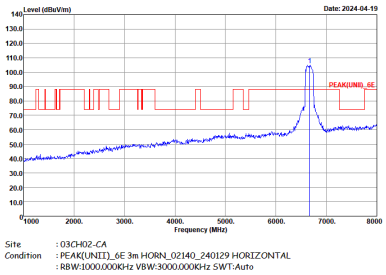
Avg	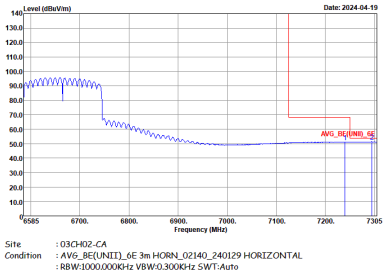	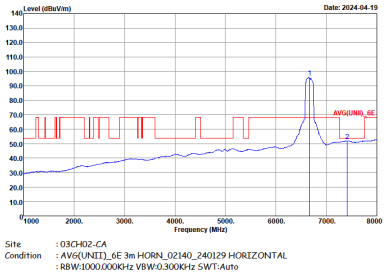

WIFI	Band 7 6525~6875MHz Band Edge @ 3m	
ANT	802.11ax HE160 Full CH143 6665MHz	
4+2	Vertical	Fundamental
Peak	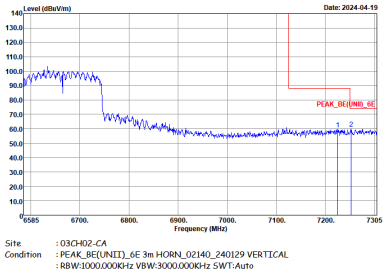	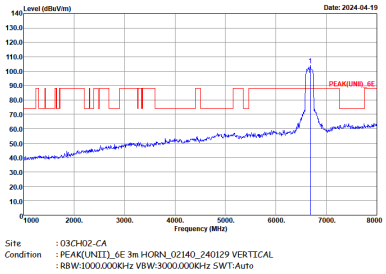
Avg	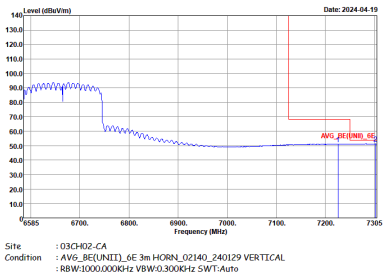	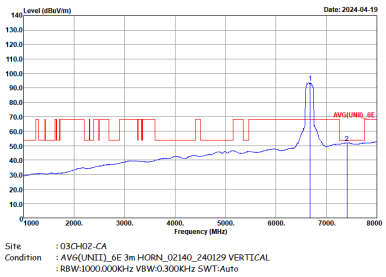

Band 7 - 6525~6875MHz

WIFI 802.11a (Harmonic @ 3m)

WIFI	Band 7 6525~6875MHz Harmonic @ 3m	
ANT	802.11a CH117 6535MHz	
4+2	Horizontal	Vertical
Peak Avg.	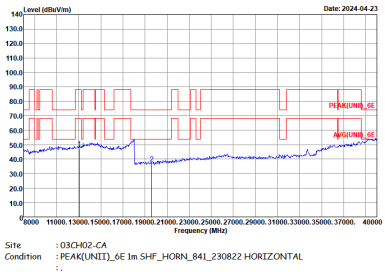	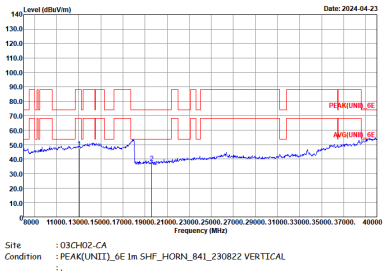

WIFI	Band 7 6525~6875MHz Harmonic @ 3m	
ANT	802.11a CH117 6535MHz	
4+2	Horizontal	Vertical
10.6G ~ 18G Avg.	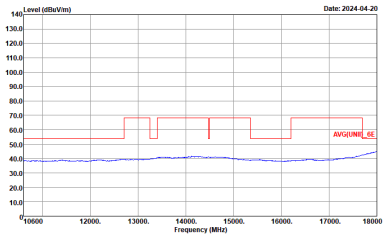 Site : 03CH02-CA Condition : AVG(UNII_6E 3m HORN_02140_240129 HORIZONTAL : .	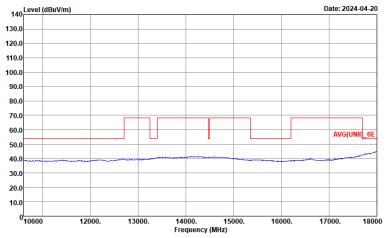 Site : 03CH02-CA Condition : AVG(UNII_6E 3m HORN_02140_240129 VERTICAL : .
38.6G ~ 40G Avg.	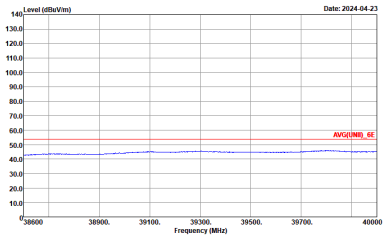 Site : 03CH02-CA Condition : AVG(UNII_6E 1m SHF_HORN_841_230822 HORIZONTAL : .	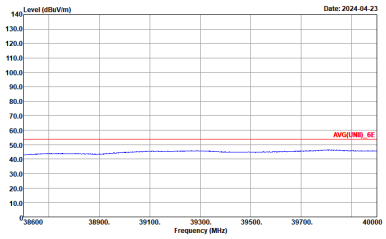 Site : 03CH02-CA Condition : AVG(UNII_6E 1m SHF_HORN_841_230822 VERTICAL : .

WIFI	Band 7 6525~6875MHz Harmonic @ 3m	
ANT	802.11a CH149 6695MHz	
4+2	Horizontal	Vertical
Peak Avg.	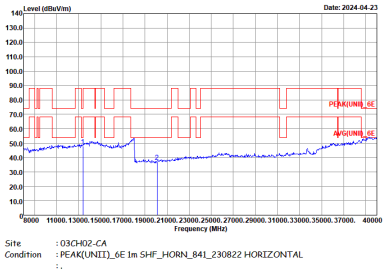	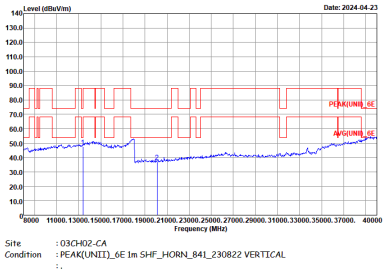

WIFI	Band 7 6525~6875MHz Harmonic @ 3m	
ANT	802.11a CH149 6695MHz	
4+2	Horizontal	Vertical
10.6G ~ 18G Avg.	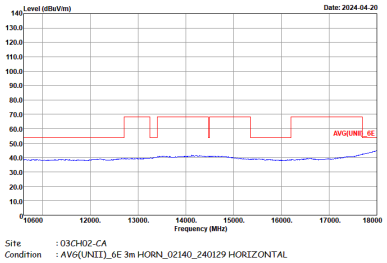	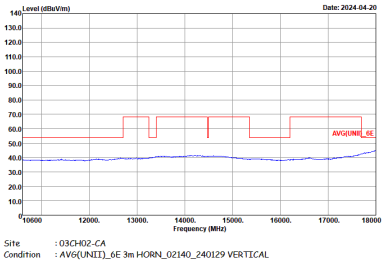
38.6G ~ 40G Avg.	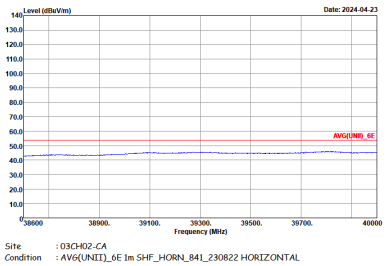	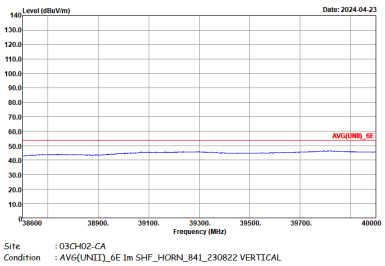

WIFI	Band 7 6525~6875MHz Harmonic @ 3m	
ANT	802.11a CH181 6855MHz	
4+2	Horizontal	Vertical
Peak Avg.	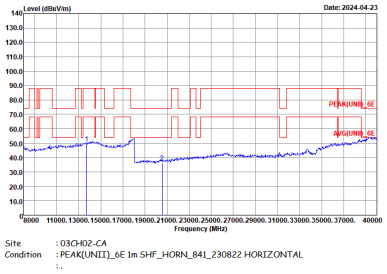	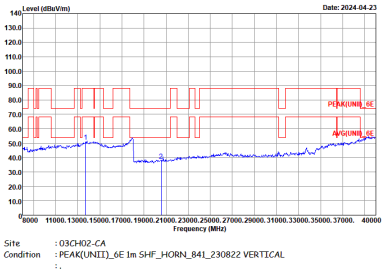

WIFI	Band 7 6525~6875MHz Harmonic @ 3m	
ANT	802.11a CH181 6855MHz	
4+2	Horizontal	Vertical
10.6G ~ 18G Avg.	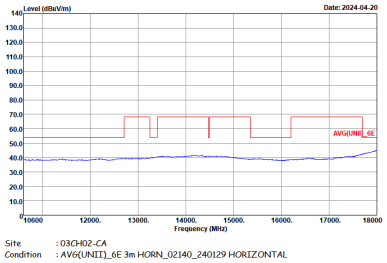	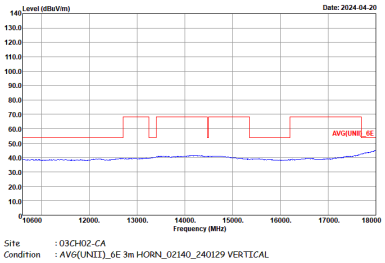
38.6G ~ 40G Avg.	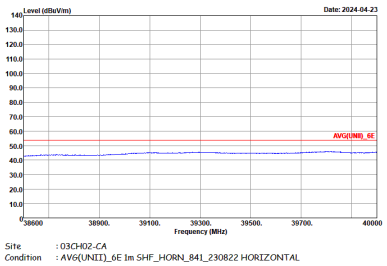	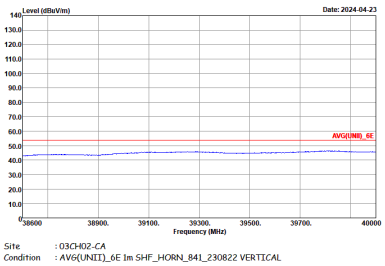

Band 7 6525~6875MHz

WIFI 802.11ax HE20 Full (Harmonic @ 3m)

WIFI	Band 7 6525~6875MHz Harmonic @ 3m	
ANT	802.11ax HE20 Full CH117 6535MHz	
4+2	Horizontal	Vertical
Peak Avg.	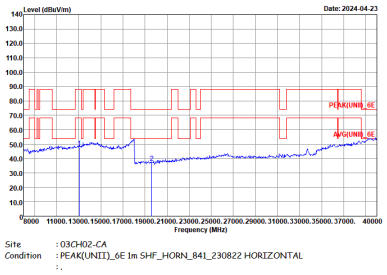	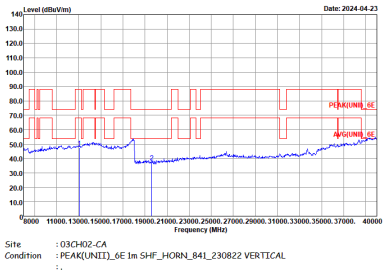

WIFI	Band 7 6525~6875MHz Harmonic @ 3m	
ANT	802.11ax HE20 Full CH117 6535MHz	
4+2	Horizontal	Vertical
10.6G ~ 18G Avg.	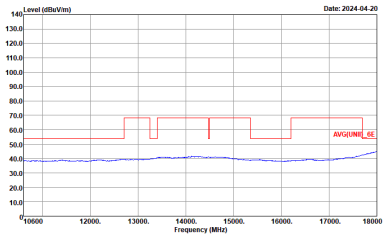	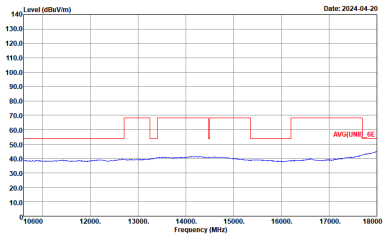
38.6G ~ 40G Avg.	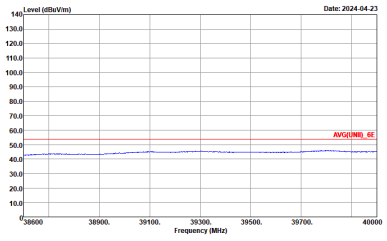	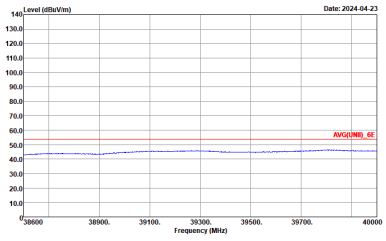

WIFI	Band 7 6525~6875MHz Harmonic @ 3m	
ANT	802.11ax HE20 Full CH149 6695MHz	
4+2	Horizontal	Vertical
Peak Avg.	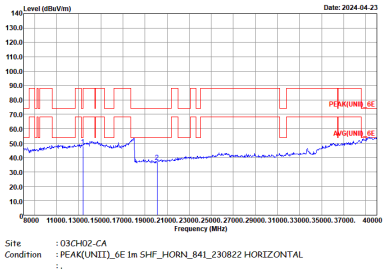	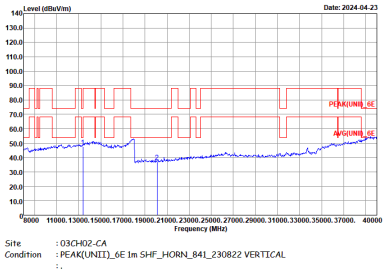

WIFI	Band 7 6525~6875MHz Harmonic @ 3m	
ANT	802.11ax HE20 Full CH149 6695MHz	
4+2	Horizontal	Vertical
10.6G ~ 18G Avg.	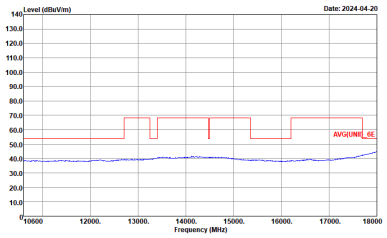 Site : 03CH02-CA Condition : AVG(UNII_6E 3m HORN_02140_240129 HORIZONTAL : .	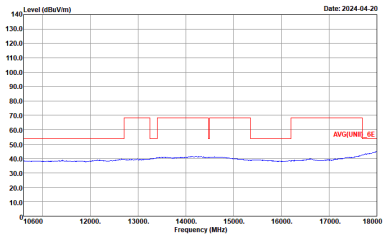 Site : 03CH02-CA Condition : AVG(UNII_6E 3m HORN_02140_240129 VERTICAL : .
38.6G ~ 40G Avg.	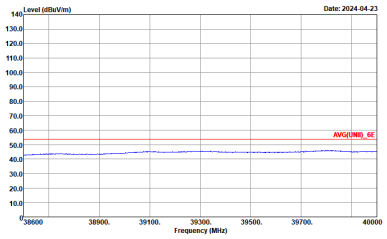 Site : 03CH02-CA Condition : AVG(UNII_6E 1m SHF_HORN_841_230822 HORIZONTAL : .	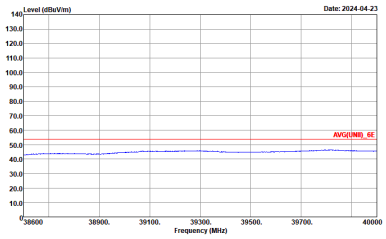 Site : 03CH02-CA Condition : AVG(UNII_6E 1m SHF_HORN_841_230822 VERTICAL : .

WIFI	Band 7 6525~6875MHz Harmonic @ 3m	
ANT	802.11ax HE20 Full CH181 6855MHz	
4+2	Horizontal	Vertical
Peak Avg.	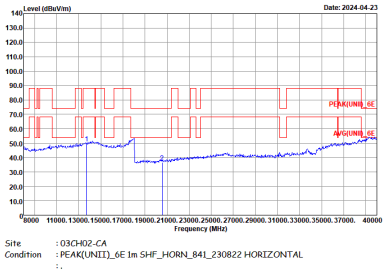	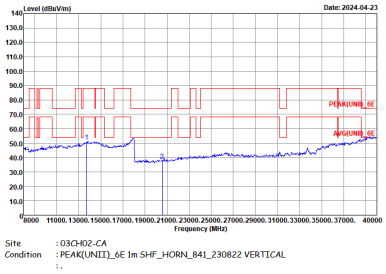

WIFI	Band 7 6525~6875MHz Harmonic @ 3m	
ANT	802.11ax HE20 Full CH181 6855MHz	
4+2	Horizontal	Vertical
10.6G ~ 18G Avg.	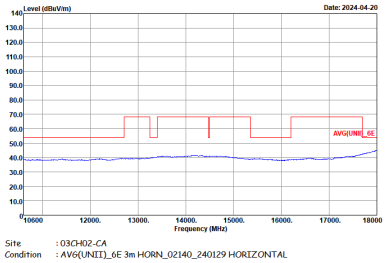	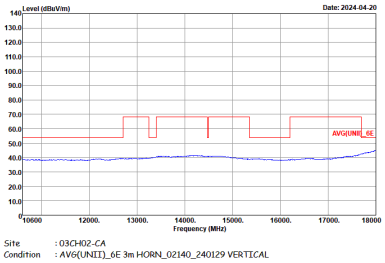
38.6G ~ 40G Avg.	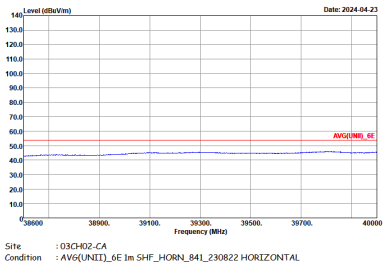	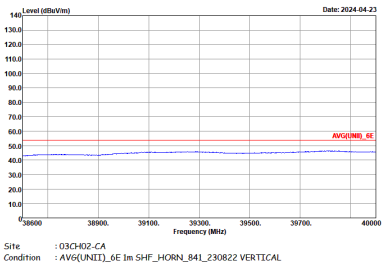

Band 7 6525~6875MHz

WIFI 802.11ax HE40 Full (Harmonic @ 3m)

WIFI	Band 7 6525~6875MHz Harmonic @ 3m	
ANT	802.11ax HE40 Full CH123 6565MHz	
4+2	Horizontal	Vertical
Peak Avg.	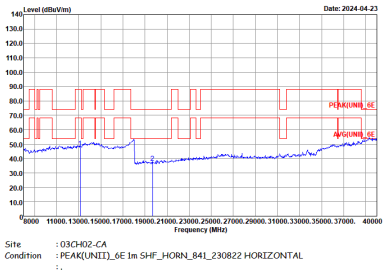	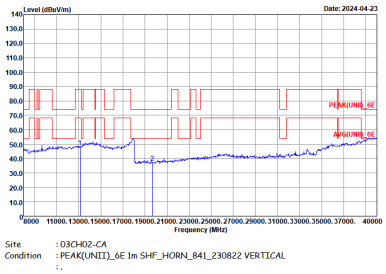

WIFI	Band 7 6525~6875MHz Harmonic @ 3m	
ANT	802.11ax HE40 Full CH123 6565MHz	
4+2	Horizontal	Vertical
10.6G ~ 18G Avg.	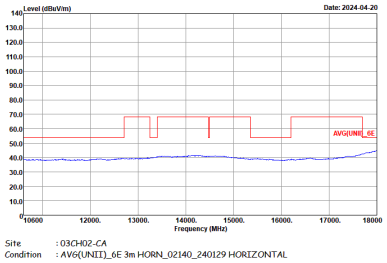	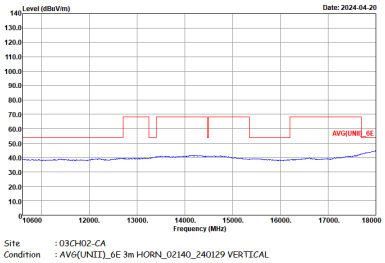
38.6G ~ 40G Avg.	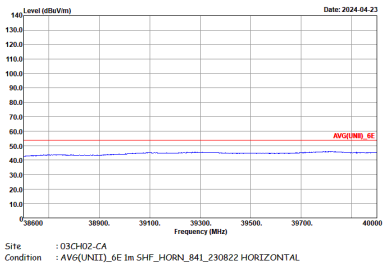	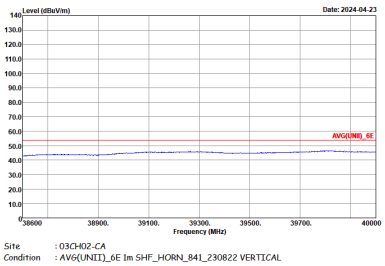

WIFI	Band 7 6525~6875MHz Harmonic @ 3m	
ANT	802.11ax HE40 Full CH147 6685MHz	
4+2	Horizontal	Vertical
Peak Avg.	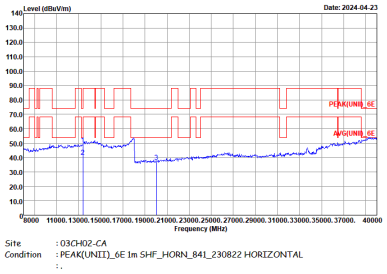	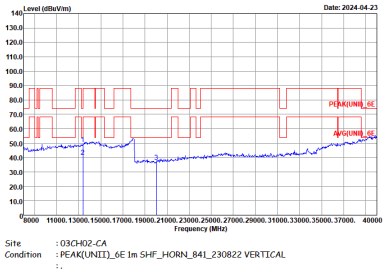

WIFI	Band 7 6525~6875MHz Harmonic @ 3m	
ANT	802.11ax HE40 Full CH147 6685MHz	
4+2	Horizontal	Vertical
10.6G ~ 18G Avg.	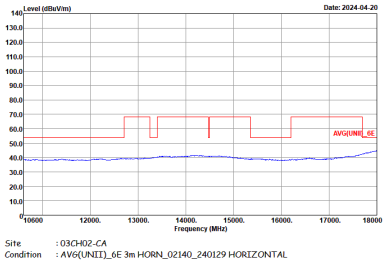	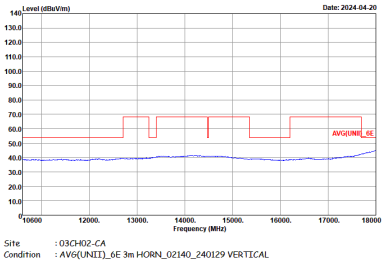
38.6G ~ 40G Avg.	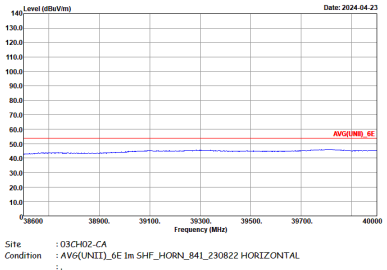	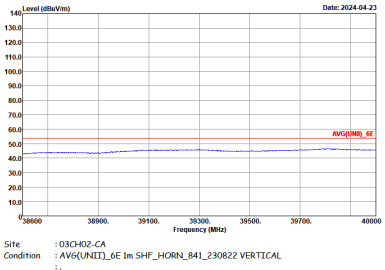

WIFI	Band 7 6525~6875MHz Harmonic @ 3m	
ANT	802.11ax HE40 Full CH179 6845MHz	
4+2	Horizontal	Vertical
Peak Avg.	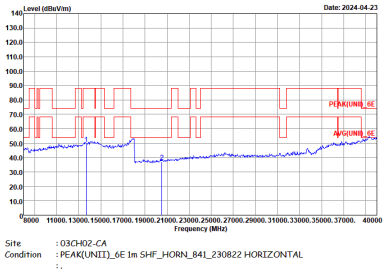	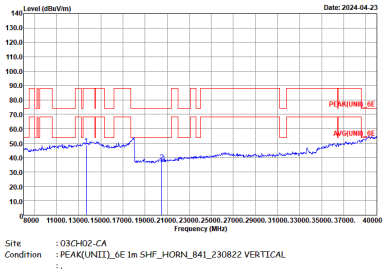

WIFI	Band 7 6525~6875MHz Harmonic @ 3m	
ANT	802.11ax HE40 Full CH179 6845MHz	
4+2	Horizontal	Vertical
10.6G ~ 18G Avg.	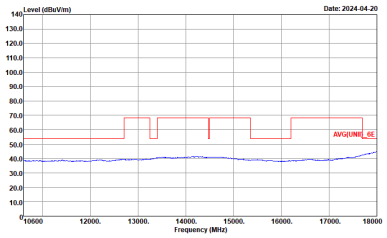	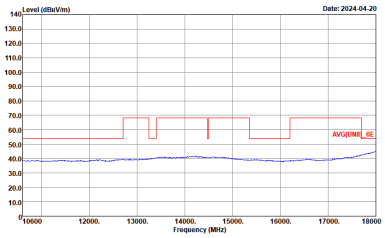
38.6G ~ 40G Avg.	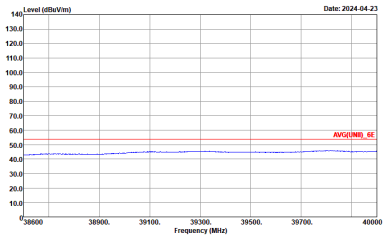	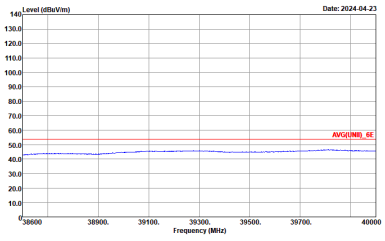

Band 7 6525~6875MHz

WIFI 802.11ax HE80 Full (Harmonic @ 3m)

WIFI	Band 7 6525~6875MHz Harmonic @ 3m	
ANT	802.11ax HE80 Full CH135 6625MHz	
4+2	Horizontal	Vertical
Peak Avg.	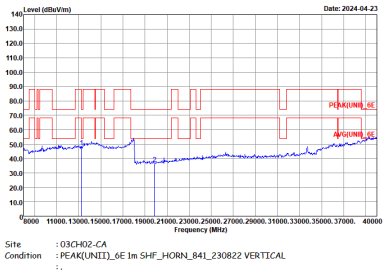	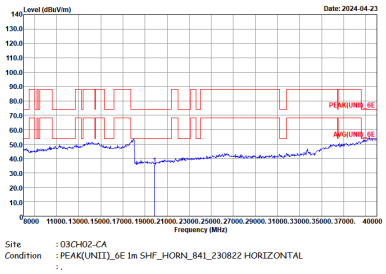

WIFI	Band 7 6525~6875MHz Harmonic @ 3m	
ANT	802.11ax HE80 Full CH135 6625MHz	
4+2	Horizontal	Vertical
10.6G ~ 18G Avg.	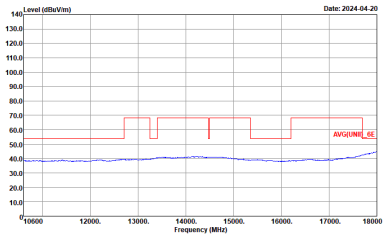 Site : 03CH02-CA Condition : AVG(UNII_6E 3m HORN_02140_240129 HORIZONTAL : .	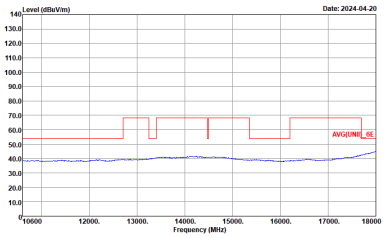 Site : 03CH02-CA Condition : AVG(UNII_6E 3m HORN_02140_240129 VERTICAL : .
38.6G ~ 40G Avg.	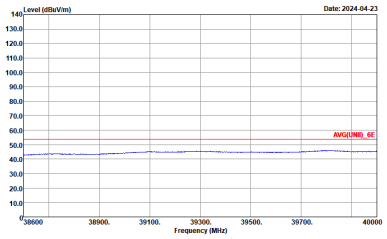 Site : 03CH02-CA Condition : AVG(UNII_6E 1m SHF_HORN_841_230822 HORIZONTAL : .	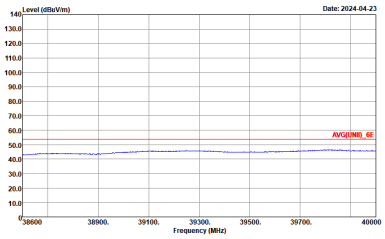 Site : 03CH02-CA Condition : AVG(UNII_6E 1m SHF_HORN_841_230822 VERTICAL : .

WIFI	Band 7 6525~6875MHz Harmonic @ 3m	
ANT	802.11ax HE80 Full CH151 6705MHz	
4+2	Horizontal	Vertical
Peak Avg.	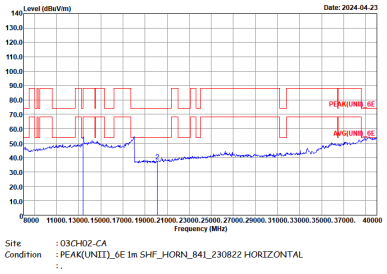	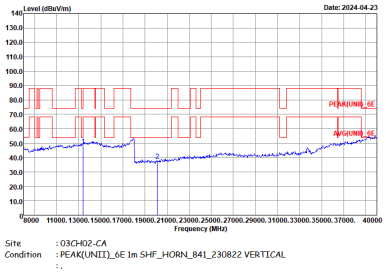

WIFI	Band 7 6525~6875MHz Harmonic @ 3m	
ANT	802.11ax HE80 Full CH151 6705MHz	
4+2	Horizontal	Vertical
10.6G ~ 18G Avg.	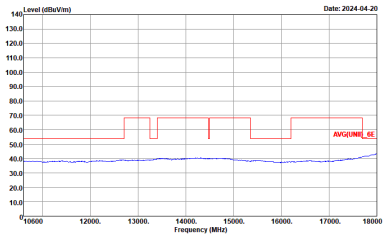	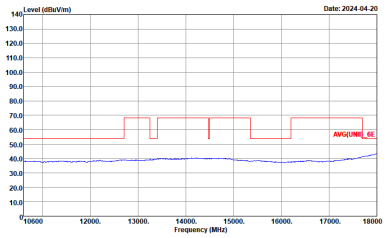
38.6G ~ 40G Avg.	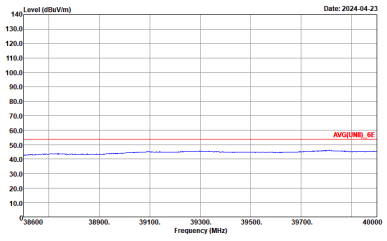	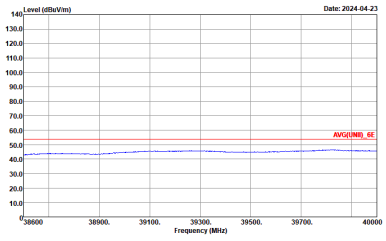

WIFI	Band 7 6525~6875MHz Harmonic @ 3m	
ANT	802.11ax HE80 Full CH167 6785MHz	
4+2	Horizontal	Vertical
Peak Avg.	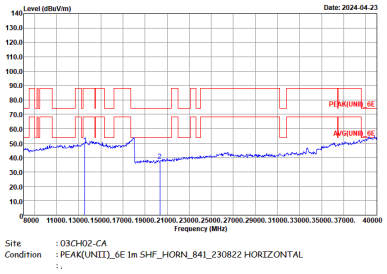	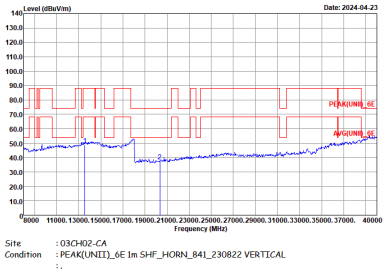

WIFI	Band 7 6525~6875MHz Harmonic @ 3m	
ANT	802.11ax HE80 Full CH167 6785MHz	
4+2	Horizontal	Vertical
10.6G ~ 18G Avg.	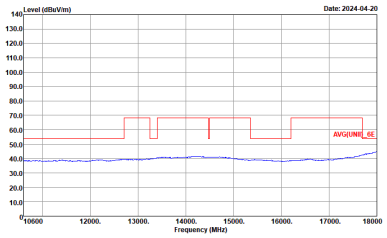 Site : 03CH02-CA Condition : AVG(UNII_6E 3m HORN_02140_240129 HORIZONTAL : .	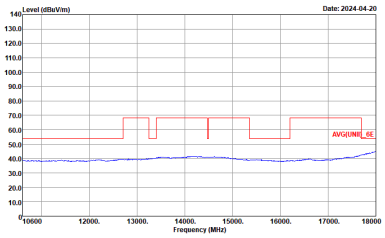 Site : 03CH02-CA Condition : AVG(UNII_6E 3m HORN_02140_240129 VERTICAL : .
38.6G ~ 40G Avg.	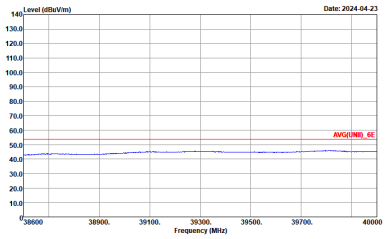 Site : 03CH02-CA Condition : AVG(UNII_6E 1m SHF_HORN_841_230822 HORIZONTAL : .	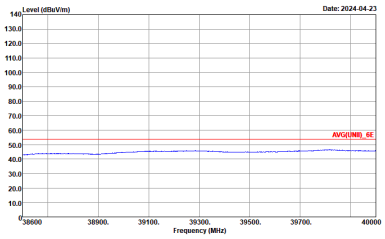 Site : 03CH02-CA Condition : AVG(UNII_6E 1m SHF_HORN_841_230822 VERTICAL : .

Band 7 6525~6875MHz

WIFI 802.11ax HE160 Full (Harmonic @ 3m)

WIFI	Band 7 6525~6875MHz Harmonic @ 3m	
ANT	802.11ax HE160 Full CH143 6665MHz	
4+2	Horizontal	Vertical
Peak Avg.	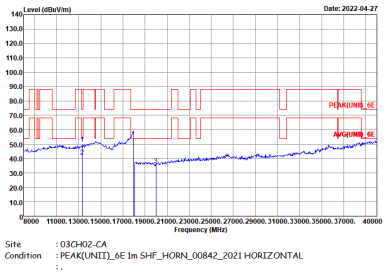	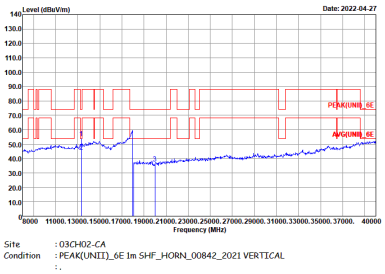

WIFI	Band 7 6525~6875MHz Harmonic @ 3m	
ANT	802.11ax HE160 Full CH143 6665MHz	
4+2	Horizontal	Vertical
10.6G ~ 18G Avg.	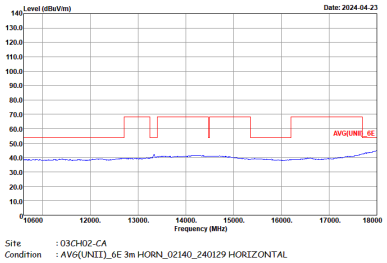	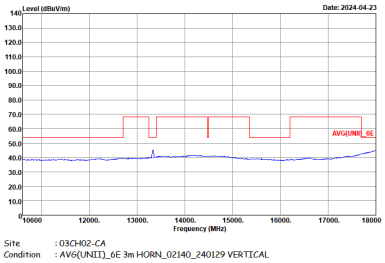
38.6G ~ 40G Avg.	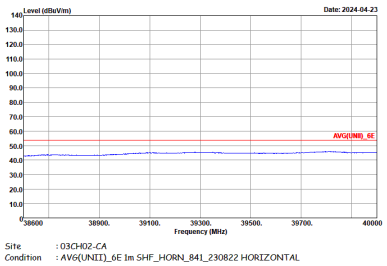	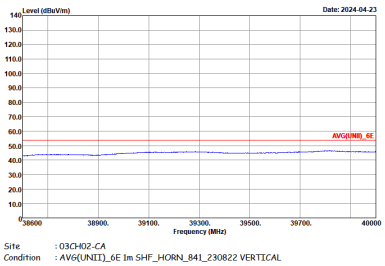

Emission below 1GHz

6GHz WIFI 802.11a (LF)

WIFI	6GHz WIFI	
ANT	802.11a LF	
4+2	Horizontal	Vertical
QP / Peak	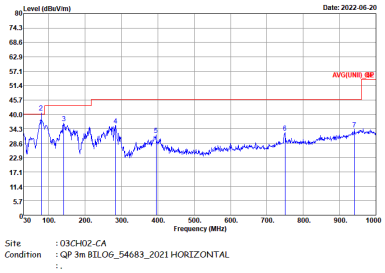	

Appendix E. Duty Cycle Plots

Antenna	Band	Duty Cycle(%)	T(us)	1/T(kHz)	VBW Setting
4+2	802.11a	91.86	1974	0.51	1kHz
4+2	6GHz 802.11ax HE20 Full RU	90.85	5360	0.19	300Hz
4+2	6GHz 802.11ax HE40 Full RU	91.81	5380	0.19	300Hz
4+2	6GHz 802.11ax HE80 Full RU	92.24	5441	0.18	300Hz
4+2	6GHz 802.11ax HE160 Full RU	93.47	5440	0.18	300Hz

MIMO <Ant. 4+2>

802.11a

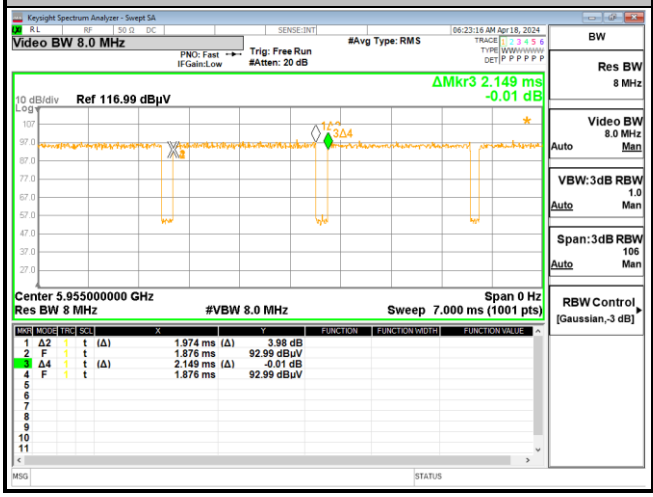

6GHz 802.11ax HE20 Full RU

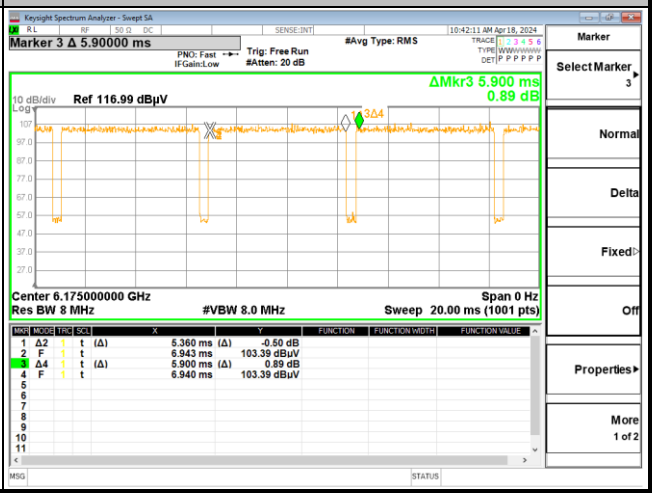

6GHz 802.11ax HE40 Full RU

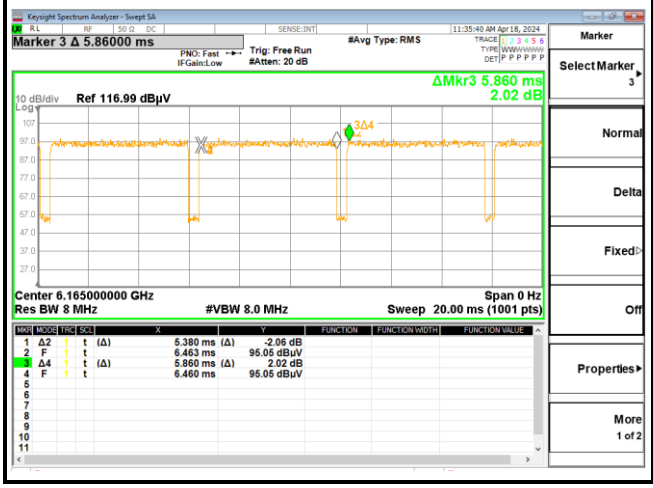

6GHz 802.11ax HE80 Full RU

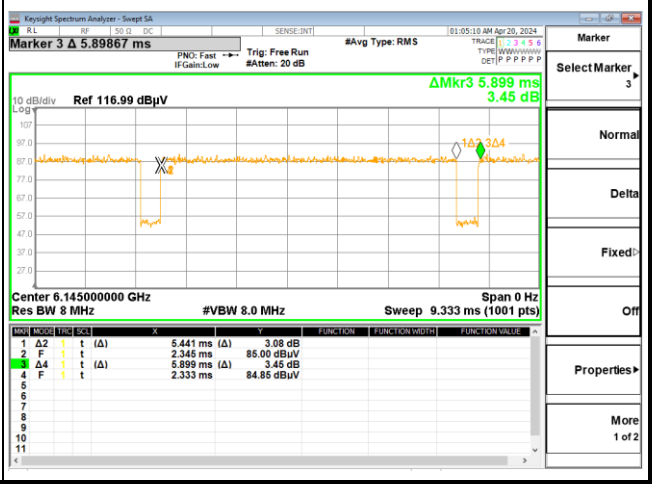
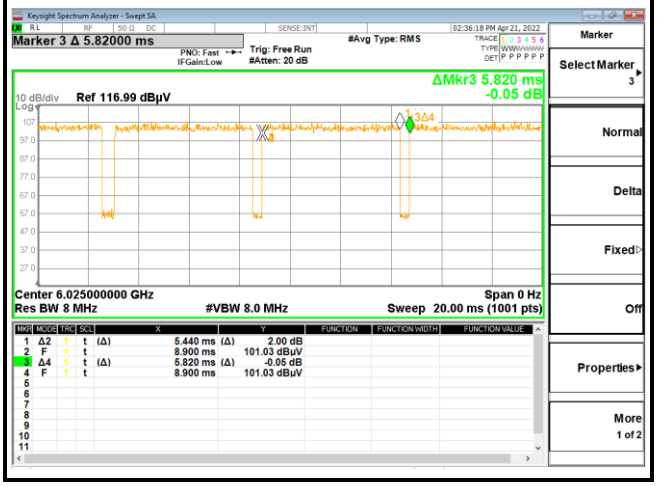
6GHz 802.11ax HE160 Full RU