FCC RADIO TEST REPORT

FCC ID	:	**S9GR670**
Equipment	:	**R670 Access Point**
Brand Name	:	**RUCKUS**
Model Name	:	**R670**
Applicant	:	**Ruckus Wireless LLC** **350 W. Java Dr., Sunnyvale CA 94089 USA**
Manufacturer	:	**Ruckus Wireless LLC** **350 W. Java Dr., Sunnyvale CA 94089 USA**
Standard	:	**FCC Part 15 Subpart E §15.407**

The product was received on Aug. 28, 2024 and testing was performed from Aug. 30, 2024 to Nov. 01, 2024. We, Sporton International (USA) Inc, would like to declare that the tested sample has been evaluated in accordance with the test procedures and has been in compliance with the applicable technical standards.

The test results in this variant report apply exclusively to the tested model / sample. Without written approval from Sporton International (USA) Inc, the test report shall not be reproduced except in full.

Approved by: Neil Kao

Sporton International (USA) Inc.
1175 Montague Expressway, Milpitas, CA 95035

Table of Contents

History of this test report **3**
Summary of Test Result **4**
1 General Description **5**
1.1 Product Feature of Equipment Under Test 5
1.2 Modification of EUT 7
1.3 Testing Location 7
1.4 Applicable Standards 7
2 Test Configuration of Equipment Under Test **8**
2.1 Carrier Frequency and Channel 8
2.2 Test Mode 10
2.3 Connection Diagram of Test System 12
2.4 Support Unit used in test configuration and system 12
2.5 EUT Operation Test Setup 12
3 Test Result **13**
3.1 Fundamental Maximum EIRP Measurement 13
3.2 Unwanted Emissions Measurement 14
3.3 Antenna Requirements 18
4 List of Measuring Equipment **19**
5 Measurement Uncertainty **20**
Appendix A. Conducted Test Results
Appendix B. Radiated Spurious Emission
Appendix C. Radiated Spurious Emission Plots
Appendix D. Duty Cycle Plots
Appendix E. Setup Photographs

History of this test report

Report No.	Version	Description	Issue Date
FR240104006-02D	01	Initial issue of report	Nov. 19, 2024

Summary of Test Result

Report Clause	Ref Std. Clause	Test Items	Result (PASS/FAIL)	Remark
-	15.407(a)(10)	26dB Emission Bandwidth	Pass	See Note
-	2.1049	99% Occupied Bandwidth	Pass	See Note
3.1	15.407(a)(4)	Fundamental Maximum EIRP	Pass	-
-	15.407(a)(4)	Fundamental Power Spectral Density	Pass	See Note
-	15.407(b)(6)	In-Band Emissions (Channel Mask)	Pass	See Note
-	15.407(d)(6)	Contention Based Protocol	Pass	See Note
3.2	15.407(b)	Unwanted Emissions	Pass	0.63 dB under the limit at 5921.00 MHz
-	15.207	AC Conducted Emission	Pass	See Note
3.3	15.203 15.407(a)	Antenna Requirement	Pass	-

Note:

1. This is a variant report by pin to pin add a new RF filter and change of small components, such as Resistor, Capacitors, and inductors. All the test cases were performed on original report which can be referred to Sporton Report Number FR240104006G. Based on the original report, the test cases were verified.
2. The firmware and software is identical for the CBP mechanism, hence no additional performance checks are needed, the results can refer to the report of FR240104006F.

Conformity Assessment Condition:
1. The test results (PASS/FAIL) with all measurement uncertainty excluded are presented against the regulation limits or in accordance with the requirements stipulated by the applicant/manufacturer who shall bear all the risks of non-compliance that may potentially occur if measurement uncertainty is taken into account. 2. The measurement uncertainty please refer to each test result in the section “Measurement Uncertainty”.
Disclaimer:
The product specifications of the EUT presented in the test report that may affect the test assessments are declared by the manufacturer who shall take full responsibility for the authenticity.

1 General Description

1.1 Product Feature of Equipment Under Test

Product Feature
General Specs Bluetooth - LE, Wi-Fi 2.4GHz 802.11b/g/n/ac/ax/be, Wi-Fi 5GHz 802.11a/n/ac/ax/be, Wi-Fi 6GHz 802.11a/n/ac/ax/be, and ZigBee. **Antenna Type** Bluetooth – LE: Omni-Directional Antenna WLAN: **<Ant. 1>**: Omni-Directional Antenna **<Ant. 2>**: Omni-Directional Antenna **<Ant. 3>**: Omni-Directional Antenna **<Ant. 4>**: Omni-Directional Antenna ZigBee: Omni-Directional Antenna

Antenna information			
5925 MHz ~ 6425 MHz	Peak Gain (dBi)	Horizontal	**<Ant. 2>:** 3.3
		Vertical	**<Ant. 4>:** 3.5
6525 MHz ~ 6875 MHz	Peak Gain (dBi)	Horizontal	**<Ant. 2>:** 3.9
		Vertical	**<Ant. 4>:** 3.4

Remark:

1. The device is a special case of MIMO system with two outputs driving a cross-polarized pair of linearly polarized antennas which are vertically/horizontally mounted on the PCB board as indicated in equipment photo exhibits.
2. Horizontal and vertical antennas are cross-polarized antennas and the transmitting outputs are a 90-degree phase-shifted replica against the other and the phase centers of the two antennas' orientation are co-located.
3. Directional gain of EHT320 is determined by maximum gain of each occupied frequency band.
4. Channel puncturing is not implemented.
5. The EUT information mentioned or listed above is declared by the manufacturer.

1.1.1 Antenna Directional Gain

Follows FCC KDB 662911 D01 Multiple Transmitter Output v02r01 F)2)c)i)
Cross-polarized antennas. For a system in which the antennas have fixed orientations relative to one another that ensure that the antennas are cross-polarized regardless of any user actions, the directional gain is computed as follows.

(i) Cross-polarized antennas with NANT = 2. In the case of a transmitter with only two outputs driving a pair of antennas that are cross-polarized (e.g., vertical and horizontal or left-circular and right-circular), directional gain is the gain of an individual antenna. If the two antennas have different gains, the larger gain applies.

The directional gain "DG" is calculated as following table.

	Vertical Ant 4 (dBi)	Horizontal Ant 2 (dBi)	DG for Power (dBi)	DG for PSD (dBi)	Power Limit Reduction (dB)	PSD Limit Reduction (dB)
5925 MHz~6425 MHz	3.50	3.30	3.50	3.50	0.00	0.00
6525 MHz~6875 MHz	3.40	3.90	3.90	3.90	0.00	0.00

Calculation example:
If a device has two cross-polarized antenna, G_{ANT1}= 3.50dBi; G_{ANT3}=3.30dBi
Directional gain of power measurement = max(3.50, 3.30) = 3.50 dBi
Directional gain of PSD measurement = max(3.50, 3.30) = 3.50 dBi
Power and PSD limit reduction = Directional gain – 6dBi, (min = 0)

1.2 Modification of EUT

No modifications made to the EUT during the testing.

1.3 Testing Location

Test Site	Sporton International (USA) Inc.
Test Site Location	1175 Montague Expressway, Milpitas, CA 95035 TEL : 408 9043300
Test Site No.	**Sporton Site No.**
	TH01-CA, 03CH02-CA

Note: The test site complies with ANSI C63.4 2014 requirement.

FCC Designation No.: US1250

1.4 Applicable Standards

According to the specifications declared by the manufacturer, the EUT must comply with the requirements of the following standards:

- FCC Part 15 Subpart E
- FCC KDB 789033 D02 General UNII Test Procedures New Rules v03.
- FCC KDB 414788 D01 Radiated Test Site v01r01.
- FCC KDB 662911 D01 Multiple Transmitter Output v02r01.
- ANSI C63.10-2013

Remark: All the test items were validated and recorded in accordance with the standards without any modification during the testing.

2 Test Configuration of Equipment Under Test

a. The EUT has been associated with peripherals and configuration operated in a manner tended to maximize its emission characteristics in a typical application. Frequency range investigated: radiation emission (9 kHz to the 10th harmonic of the highest fundamental frequency or to 40 GHz, whichever is lower). For radiated measurement, the measured emission level of the EUT was maximized by rotating the EUT on a turntable, adjusting the orientation of the EUT and EUT antenna in three orthogonal axis (X: flat, Y: portrait, Z: landscape), and adjusting the measurement antenna orientation, following C63.10 exploratory test procedures and only the worst case emissions were reported in this report.

2.1 Carrier Frequency and Channel

BW 20M	**Channel**	1	5	9	13	17	21	25	29
	Freq. (MHz)	5955	5975	5995	6015	6035	6055	6075	6095
BW 40M	**Channel**	3		11		19		27	
	Freq. (MHz)	5965		6005		6045		6085	
BW 80M	**Channel**	7				23			
	Freq. (MHz)	5985				6065			
BW 160M	**Channel**	15							
	Freq. (MHz)	6025							
BW 320M	**Channel**	31							
	Freq. (MHz)	6105							

BW 20M	**Channel**	33	37	41	45	49	53	57	61
	Freq. (MHz)	6115	6135	6155	6175	6195	6215	6235	6255
BW 40M	**Channel**	35		43		51		59	
	Freq. (MHz)	6125		6165		6205		6245	
BW 80M	**Channel**	39				55			
	Freq. (MHz)	6145				6225			
BW 160M	**Channel**	47							
	Freq. (MHz)	6185							
BW 320M	**Channel**	63							
	Freq. (MHz)	6265							

BW 20M	Channel	65	69	73	77	81	85	89	93
	Freq. (MHz)	6275	6295	6315	6335	6355	6375	6395	6415
BW 40M	Channel	67		75		83		91	
	Freq. (MHz)	6285		6325		6365		6405	
BW 80M	Channel	71				87			
	Freq. (MHz)	6305				6385			
BW 160M	Channel	79							
	Freq. (MHz)	6345							

BW 20M	Channel	117	121	125
	Freq. (MHz)	6535	6555	6575
BW 40M	Channel	123		
	Freq. (MHz)	6565		

BW 20M	Channel	129	133	137	141	145	149	153	157
	Freq. (MHz)	6595	6615	6635	6655	6675	6695	6715	6735
BW 40M	Channel	131		139		147		155	
	Freq. (MHz)	6605		6645		6685		6725	
BW 80M	Channel	135				151			
	Freq. (MHz)	6625				6705			
BW 160M	Channel	143							
	Freq. (MHz)	6665							

BW 20M	Channel	161	165	169	173	177	181	-	-
	Freq. (MHz)	6755	6775	6795	6815	6835	6855	-	-
BW 40M	Channel	163		171		179		-	
	Freq. (MHz)	6765		6805		6845		-	
BW 80M	Channel	167				-			
	Freq. (MHz)	6785				-			

2.2 Test Mode

The final test modes include the worst data rates for each modulation shown in the table below.

MIMO Mode

Specification	MCS index /Data Rate
802.11a	6 Mbps
802.11be EHT20	MCS0
802.11be EHT40	MCS0
802.11be EHT80	MCS0
802.11be EHT160	MCS0
802.11be EHT320	MCS0

Remark:

1 Based on the manufacturer's declaration, 802.11be covers the 802.11n, 11ac and 11ax due to the same modulation family scheme. For 802.11be, only full resource unit assignment mode is tested since the EUT does not support partial resource unit assignment mode.

2 Based on the manufacturer's declaration, RF power on each chain in MIMO mode is parameterized to be greater than the power in SISO mode, giving the condition that the SISO Mode is covered by MIMO Mode which is deemed the worst case selected for testing.

3 The EUT information mentioned or listed above is declared by the manufacturer.

MIMO <Ant. 4+2>

Ch. #		UNII-5 (5925-6425 MHz)	UNII-7 (6525-6875 MHz)
		802.11a	802.11a
L	Low	001	117
M	Middle	045	149
H	High	093	181

Ch. #		UNII-5 (5925-6425 MHz)	UNII-7 (6525-6875 MHz)
		802.11be EHT20	802.11be EHT20
L	Low	001	117
M	Middle	045	149
H	High	093	181

Ch. #		UNII-5 (5925-6425 MHz)	UNII-7 (6525-6875 MHz)
		802.11be EHT40	802.11be EHT40
L	Low	003	123
M	Middle	051	147
H	High	091	179

Ch. #		UNII-5 (5925-6425 MHz)	UNII-7 (6525-6875 MHz)
		802.11be EHT80	802.11be EHT80
L	Low	007	119
			135
M	Middle	055	151
H	High	087	167

Ch. #		UNII-5 (5925-6425 MHz)	UNII-7 (6525-6875 MHz)
		802.11be EHT160	802.11be EHT160
L	Low	015	143
M	Middle	047	
H	High	079	

Ch. #		UNII-5 (5925-6425 MHz)	UNII-7 (6525-6875 MHz)
		802.11be EHT320	802.11be EHT320
L	Low	031	127
M	Middle		
H	High		
Straddle		063	-

Remark: Based on ANSI C63.10 clause 5.6.2.2, b) Spurious emissions, measure the mode with the highest output power and the mode with highest output power spectral density for each modulation family.

2.3 Connection Diagram of Test System

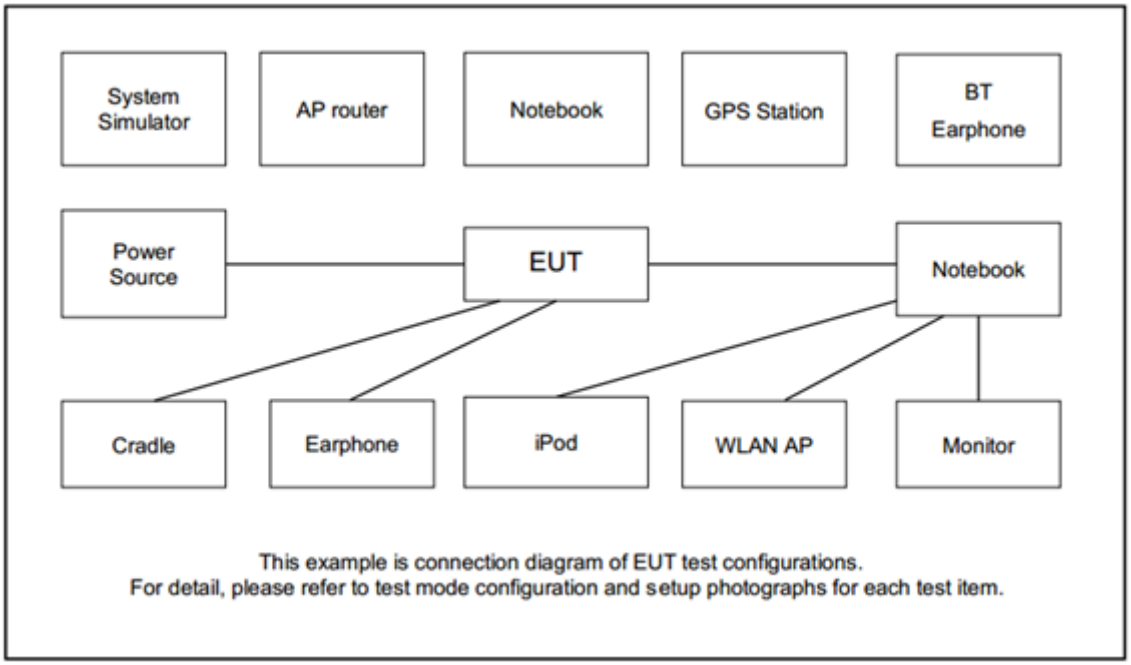

2.4 Support Unit used in test configuration and system

Item	Equipment	Brand Name	Model Name	FCC ID	Data Cable	Power Cord
1.	Laptop	DELL	Latitue 5410	N/A	N/A	AC I/P: Unshielded, 1.2 m DC O/P: Shielded, 1.8 m
2.	POE Adapter	Ruckus	740-64310-001	N/A	N/A	N/A

2.5 EUT Operation Test Setup

The RF test items, utility “Tera Term 4.106 and QSPR V5.14.00227.1” was installed in Notebook which was programmed in order to make the EUT get into the engineering modes to provide channel selection, power level, data rate and the application type and for continuous transmitting signals.

3 Test Result

3.1 Fundamental Maximum EIRP Measurement

3.1.1 Limit of Fundamental Maximum EIRP

<FCC 14-30 CFR 15.407>

(a)(4) For a standard power access point and fixed client device operating in the 5.925–6.425 GHz and 6.525–6.875 GHz bands, the maximum power spectral density must not exceed 23 dBm e.i.r.p in any 1-megahertz band. In addition, the maximum e.i.r.p. over the frequency band of operation must not exceed 36 dBm.

For outdoor devices, the maximum e.i.r.p. at any elevation angle above 30 degrees as measured from the horizon must not exceed 125 mW (21 dBm).

3.1.2 Measuring Instruments

Please refer to the measuring equipment list in this test report.

3.1.3 Test Procedures

The testing follows Method PM-G of FCC KDB 789033 D02 General UNII Test Procedures New Rules v03.

Method PM-G (Measurement using a gated RF average power meter):

1. Measurement is performed using a wideband RF power meter.
2. The EUT is configured to transmit at its maximum power control level.
3. Measure the average power of the transmitter.
4. Since the measurement is made only during the ON time of the transmitter, no duty cycle correction factor is required.
5. For MIMO mode, calculation method follows FCC KDB 662911 D01 Multiple Transmitter Output v02r01.

3.1.4 Test Setup

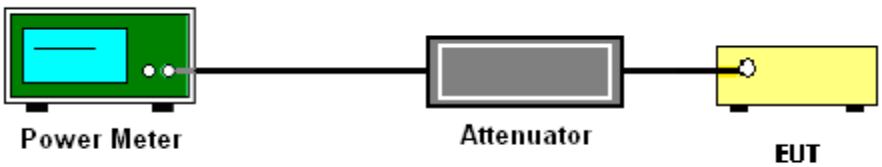

3.1.5 Test Result of Fundamental Maximum EIRP

Please refer to Appendix A.

3.2 Unwanted Emissions Measurement

This section is to measure unwanted emissions through radiated measurement for band edge spurious emissions and out of band emissions measurement.

3.2.1 Limit of Unwanted Emissions

(1) For transmitters operating within the 5.925-7.125 GHz band: Any emissions outside of the 5.925-7.125 GHz band must not exceed an e.i.r.p. of −27 dBm/MHz.

EIRP (dBm)	Field Strength at 3m (dBµV/m)
- 27 (RMS)	68.3
- 7 (Peak)	88.3

According 987594 D02 U-NII 6GHz EMC Measurement v03 section G:
Unwanted emissions outside of restricted bands are measured with a RMS detector.
In addition, 15.35(b) applies where the peak emissions must be limited to no more than 20 dB above the average limit

(2) Unwanted spurious emissions fallen in restricted bands shall comply with the general field strength limits as below table:

Frequency (MHz)	Field Strength (microvolts/meter)	Measurement Distance (meters)
0.009 – 0.490	2400/F(kHz)	300
0.490 – 1.705	24000/F(kHz)	30
1.705 – 30.0	30	30
30 – 88	100	3
88 – 216	150	3
216 - 960	200	3
Above 960	500	3

Note: The following formula is used to convert the EIRP to field strength.

$$E=\frac{1000000\sqrt{30P}}{3}$$ µV/m, where P is the eirp (Watts)

3.2.2 Measuring Instruments

Please refer to the measuring equipment list in this test report.

3.2.3 Test Procedures

1. The testing follows FCC KDB 789033 D02 General UNII Test Procedures New Rules v03. Section G) Unwanted emissions measurement.

   (1) Procedure for Unwanted Emissions Measurements Below 1000MHz
   - RBW = 120 kHz
   - VBW = 300 kHz
   - Detector = Peak
   - Trace mode = max hold

   (2) Procedure for Peak Unwanted Emissions Measurements Above 1000 MHz
   - RBW = 1 MHz
   - VBW ≥ 3 MHz
   - Detector = Peak
   - Sweep time = auto
   - Trace mode = max hold

   (3) Procedures for Average Unwanted Emissions Measurements Above 1000MHz
   - RBW = 1 MHz
   - VBW = 10 Hz, when duty cycle is no less than 98 percent.
   - VBW ≥ 1/T, when duty cycle is less than 98 percent where T is the minimum transmission duration over which the transmitter is on and is transmitting at its maximum power control level for the tested mode of operation.
2. The EUT is placed on a turntable with 0.8 meter for frequency below 1 GHz and 1.5 meter for frequency above 1 GHz respectively above ground.
3. The EUT is set 3 meters away from the receiving antenna which is mounted on the top of a variable height antenna tower.
4. The antenna is a broadband antenna and its height is adjusted between one meter and four meters above ground to find the maximum value of the field strength for both horizontal polarization and vertical polarization of the antenna.
5. For each suspected emission, the EUT is arranged to its worst case and then adjust the antenna tower (from 1 m to 4 m) and turntable (from 0 degree to 360 degrees) to find the maximum reading.
6. Radiated testing below 1 GHz is performed by adjusting the antenna tower from 1 m to 4 m and by rotating the turn table from 0 degree to 360 degrees to find the peak maximum hold reading.

   When there is no suspected emission found and the emission level is with at least 6 dB margin against QP limit line, the position is marked as “-“.
7. Radiated testing above 1 GHz is performed by adjusting the antenna tower from 1 m to 4 m and by rotating the turn table from 0 degree to 360 degrees to find the peak maximum hold reading for scanning all frequencies. When there is no suspected emission found and the harmonic emission level is with at least 6 dB margin against average limit line, the position is marked as “-“.

3.2.4 Test Setup

For radiated emissions below 30MHz

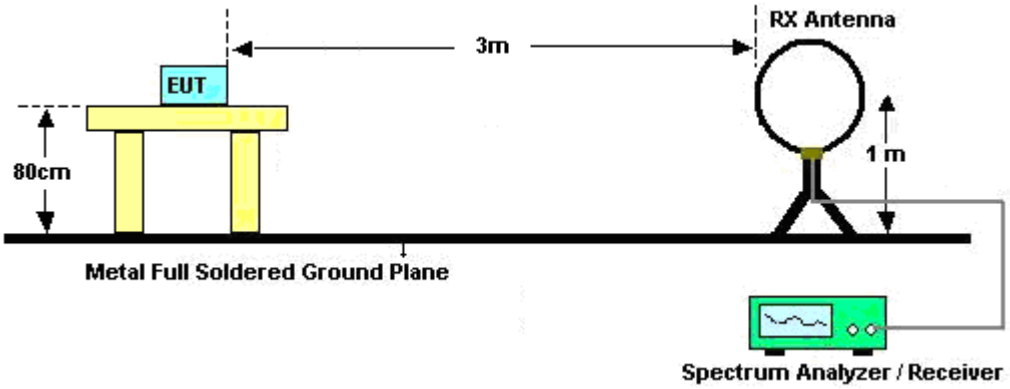

For radiated emissions from 30MHz to 1GHz

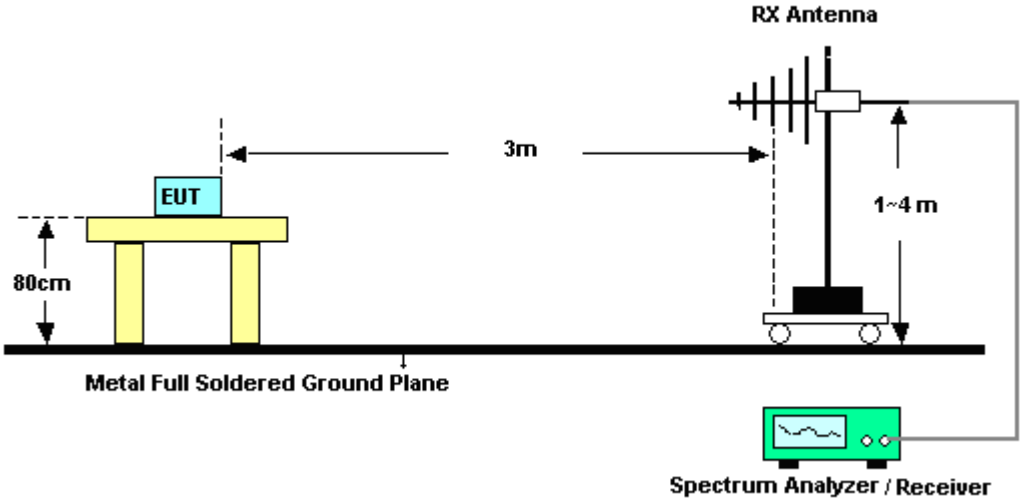

For radiated test from 1GHz to 18GHz

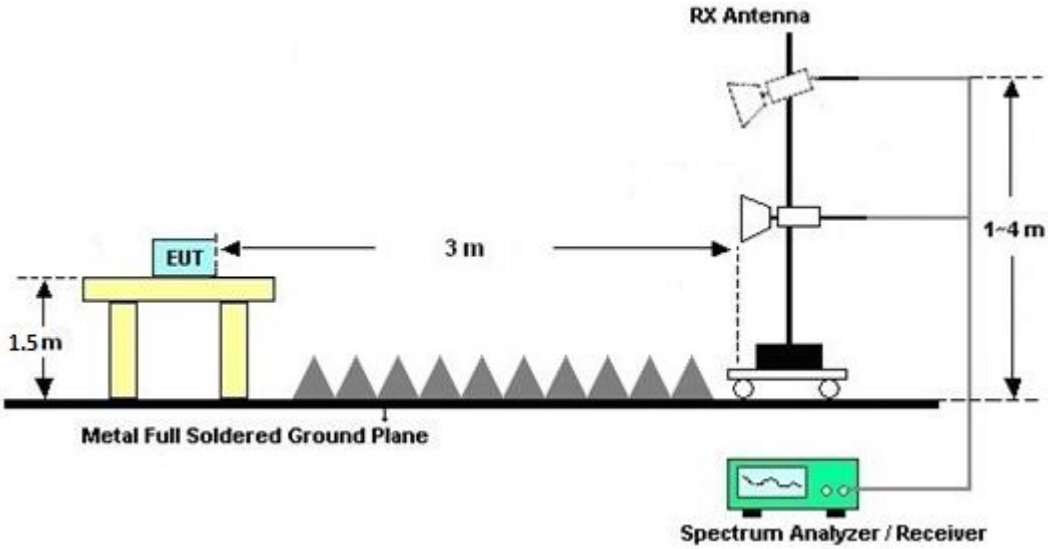

For radiated test above 18GHz

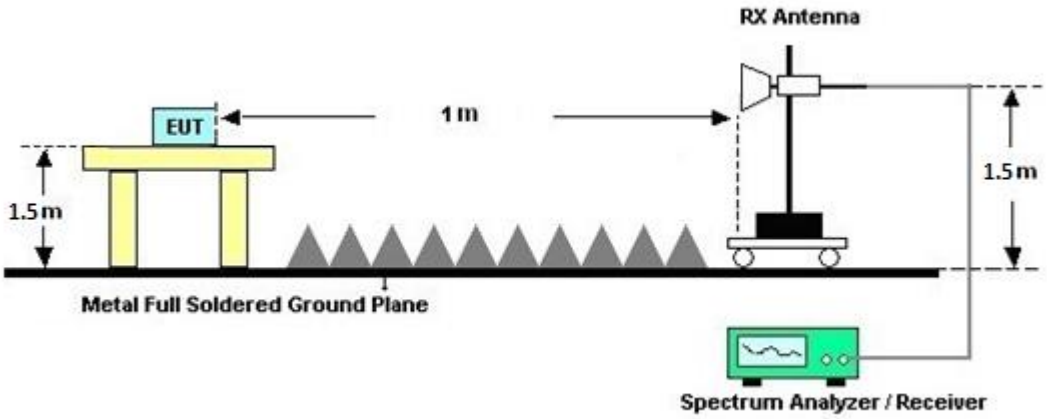

3.2.5 Test Results of Radiated Spurious Emissions (9 kHz ~ 30 MHz)

The low frequency, which starts from 9 kHz to 30 MHz, is pre-scanned and the result which is 20 dB lower than the limit line is not reported.

There is adequate comparison measurement of both open-field test site and alternative test site - semi-Anechoic chamber according to 414788 D01 Radiated Test Site v01r01, and the result came out very similar.

3.2.6 Test Result of Radiated Spurious at Band Edges

Please refer to Appendix B and C.

3.2.7 Duty Cycle

Please refer to Appendix D.

3.2.8 Test Result of Radiated Spurious Emissions (30MHz ~ 10th Harmonic)

Please refer to Appendix B and C.

3.3 Antenna Requirements

3.3.1 Standard Applicable

An intentional radiator shall be designed to ensure that no antenna other than that furnished by the responsible party shall be used with the device. The use of a permanently attached antenna or of an antenna that uses a unique coupling to the intentional radiator shall be considered sufficient to comply with the provisions of this section. The manufacturer may design the unit so that a broken antenna can be replaced by the user, but the use of a standard antenna jack or electrical connector is prohibited. This requirement does not apply to carrier current devices or to devices operated under the provisions of § 15.211, 15.213, 15.217, 15.219, 15.221, or § 15.236. Further, this requirement does not apply to intentional radiators that must be professionally installed, such as perimeter protection systems and some field disturbance sensors, or to other intentional radiators which, in accordance with § 15.31(d), must be measured at the installation site. However, the installer shall be responsible for ensuring that the proper antenna is employed so that the limits in this part are not exceeded.

3.3.2 Antenna Anti-Replacement Construction

Unique (non-standard) antenna connector.

4 List of Measuring Equipment

Instrument	Brand Name	Model No.	Serial No.	Characteristics	Calibration Date	Test Date	Due Date	Remark
Hygrometer	Testo	608-H1	45141354	N/A	Aug. 14, 2024	Sep. 06, 2024~ Nov. 01, 2024	Aug. 13, 2025	Conducted (TH01-CA)
Power Sensor	DARE!!	RPR3006W #10	RPR6W-21010 03	10MHz-8GHz	Apr. 25, 2024	Sep. 06, 2024~ Nov. 01, 2024	Apr. 24, 2025	Conducted (TH01-CA)
Switch Box	EM Electronics	EMSW18	1070901	N/A	Jul. 16, 2024	Sep. 06, 2024~ Nov. 01, 2024	Jul. 15, 2025	Conducted (TH01-CA)
Spectrum Analyzer	Rohde & Schwarz	FSV40	101545	10Hz-40GHz	Apr. 25, 2024	Sep. 06, 2024~ Nov. 01, 2024	Apr. 24, 2025	Conducted (TH01-CA)
Bilog Antenna	TESEQ	6111D	54683	30MHz~1GHz	Nov. 13, 2023	Aug. 30, 2024~ Oct. 24, 2024	Nov. 12, 2024	Radiation (03CH02-CA)
Horn Antenna	SCHWARZBE CK	BBHA 9120D	02113	1GHz~18GHz	Apr. 26, 2024	Aug. 30, 2024~ Oct. 24, 2024	Apr. 25, 2025	Radiation (03CH02-CA)
Horn Antenna	SCHWARZBE CK	BBHA 9120D	02140	1GHz~18GHz	Jan. 29, 2024	Aug. 30, 2024~ Oct. 24, 2024	Jan. 28, 2025	Radiation (03CH02-CA)
Horn Antenna	SCHWARZBE CK	BBHA9170	00841	18GHz~40GHz	Aug. 07 2024	Aug. 30, 2024~ Oct. 24, 2024	Aug. 06, 2025	Radiation (03CH02-CA)
Amplifier	SONOMA	310N	372240	N/A	Apr. 24, 2024	Aug. 30, 2024~ Oct. 24, 2024	Apr. 23, 2025	Radiation (03CH02-CA)
Preamplifier	Keysight	83017A	MY53270323	1GHz~26.5GHz	Apr. 24, 2024	Aug. 30, 2024~ Oct. 24, 2024	Apr. 23, 2025	Radiation (03CH02-CA)
Preamplifier	E-instrument	ERA-100M-18 G-56-01-A70	EC1900252	1GHz~18GHz	Apr. 25, 2024	Aug. 30, 2024~ Oct. 24, 2024	Apr. 24, 2025	Radiation (03CH02-CA)
Preamplifier	EMEC	EMC18G40G	060725	18GHz~40GHz	Apr. 24, 2024	Aug. 30, 2024~ Oct. 24, 2024	Apr. 23, 2025	Radiation (03CH02-CA)
RF Cable	HUBER+SUH NER	SUCOFLEX 102	804209/2, 802406/2, 802875/2, 802952/2	N/A	Oct. 13, 2023	Aug. 30, 2024~ Oct. 11, 2024	Oct. 12, 2024	Radiation (03CH02-CA)
RF Cable	HUBER+SUH NER	SUCOFLEX 102	804209/2, 802406/2, 802875/2, 802952/2	N/A	Oct. 10, 2024	Oct. 11, 2024~ Oct. 24, 2024	Oct. 09, 2025	Radiation (03CH02-CA)
High Pass Filter	WOKEN	WFIL-H8000-25000F-01	WR32BNW2B1	8G~25G	Jun. 04, 2024	Aug. 30, 2024~ Oct. 24, 2024	Jun. 03, 2025	Radiation (03CH02-CA)
Filter	Wainwright	WLK12-1200-1272-11000-4 0SS	SN2	1.2GHz Low Pass Filter	Jun. 04, 2024	Aug. 30, 2024~ Oct. 24, 2024	Jun. 03, 2025	Radiation (03CH02-CA)
Hygrometer	TESEO	608-H1	45142602	N/A	Aug. 14, 2024	Aug. 30, 2024~ Oct. 24, 2024	Aug. 13, 2025	Radiation (03CH02-CA)
Controller	ChainTek	EM-1000	060876	NA	N/A	Aug. 30, 2024~ Oct. 24, 2024	N/A	Radiation (03CH02-CA)
Antenna Mast	ChainTek	MBS-520-1	N/A	1m~4m	N/A	Aug. 30, 2024~ Oct. 24, 2024	N/A	Radiation (03CH02-CA)
Turn Table	ChainTek	T-200-S-1	N/A	0~360 Degree	N/A	Aug. 30, 2024~ Oct. 24, 2024	N/A	Radiation (03CH02-CA)
Software	Audix	E3	N/A	N/A	N/A	Aug. 30, 2024~ Oct. 24, 2024	N/A	Radiation (03CH02-CA)

5 Measurement Uncertainty

Uncertainty of Radiated Emission Measurement (30 MHz ~ 1000 MHz)

Measuring Uncertainty for a Level of Confidence of 95% (U = 2Uc(y))	**5.0 dB**

Uncertainty of Radiated Emission Measurement (1000 MHz ~ 18000 MHz)

Measuring Uncertainty for a Level of Confidence of 95% (U = 2Uc(y))	**5.4 dB**

Uncertainty of Radiated Emission Measurement (18000 MHz ~ 40000 MHz)

Measuring Uncertainty for a Level of Confidence of 95% (U = 2Uc(y))	**4.5 dB**

Appendix A. Test Result of Conducted Test Items

Test Engineer:	Sharon Chen, Liliana Gonzalez, and Ju Chang	Temperature:	21.9~25.2	°C
Test Date:	2024/09/06 ~ 2024/11/01	Relative Humidity:	48.7~55.9	%

TEST RESULTS DATA
EIRP Power Table

U-NII-5 MIMO antenna												
Mod.	Data Rate	NTX	CH.	Freq. (MHz)	Conducted Power (dBm)		DG (dBi)		EIRP Power (dBm)		EIRP Power Limit (dBm)	Pass /Fail
					Ant 4	Ant 2	Ant 4	Ant 2	Ant 4	Ant 2		
11a	6Mbps	2	001	5955	21.67	21.67	3.50		25.17	25.17	36.00	Pass
11a	6Mbps	2	045	6175	21.47	21.55	3.50		24.97	25.05	36.00	Pass
11a	6Mbps	2	093	6415	22.25	22.25	3.50		25.75	25.75	36.00	Pass

Note 1: The device has 2 antennas, each of which has one of two polarizations that are orthogonal to one anothe
Each polarization has 1 antenna

Note 2: One of the polarization is a 90-degree phase-shifted replica of the other.
EIRP of each polarization must individually be below the limit

TEST RESULTS DATA
EIRP Power Table

U-NII-7 MIMO antenna												
Mod.	Data Rate	NTX	CH.	Freq. (MHz)	Conducted Power (dBm)		DG (dBi)		EIRP Power (dBm)		EIRP Power Limit (dBm)	Pass /Fail
					Ant 4	Ant 2	Ant 4	Ant 2	Ant 4	Ant 2		
11a	6Mbps	2	117	6535	21.73	22.01	3.90		25.63	25.91	36.00	Pass
11a	6Mbps	2	149	6695	21.77	21.69	3.90		25.67	25.59	36.00	Pass
11a	6Mbps	2	181	6855	21.57	21.50	3.90		25.47	25.40	36.00	Pass

Note 1: The device has 2 antennas, each of which has one of two polarizations that are orthogonal to one anothe
Each polarization has 1 antenna

Note 2: One of the polarization is a 90-degree phase-shifted replica of the other.
EIRP of each polarization must individually be below the limit

TEST RESULTS DATA
EIRP Power Table

U-NII-5 MIMO antenna													
Mod.	Data Rate	NTX	CH.	Freq. (MHz)	RU Config.	Conducted Power (dBm)		DG (dBi)		EIRP Power (dBm)		EIRP Power Limit (dBm)	Pass /Fail
						Ant 4	Ant 2	Ant 4	Ant 2	Ant 4	Ant 2		
EHT20	MCS0	2	001	5955	Full	21.68	21.70	3.50		25.18	25.20	36.00	Pass
EHT20	MCS0	2	045	6175	Full	21.36	21.61	3.50		24.86	25.11	36.00	Pass
EHT20	MCS0	2	093	6415	Full	22.22	22.23	3.50		25.72	25.73	36.00	Pass
EHT40	MCS0	2	003	5965	Full	20.55	20.61	3.50		24.05	24.11	36.00	Pass
EHT40	MCS0	2	043	6165	Full	21.00	21.04	3.50		24.50	24.54	36.00	Pass
EHT40	MCS0	2	091	6405	Full	22.17	22.16	3.50		25.67	25.66	36.00	Pass
EHT80	MCS0	2	007	5985	Full	22.00	22.23	3.50		25.50	25.73	36.00	Pass
EHT80	MCS0	2	039	6145	Full	21.42	21.41	3.50		24.92	24.91	36.00	Pass
EHT80	MCS0	2	087	6385	Full	21.58	21.62	3.50		25.08	25.12	36.00	Pass
EHT160	MCS0	2	015	6025	Full	21.56	21.75	3.50		25.06	25.25	36.00	Pass
EHT160	MCS0	2	047	6185	Full	21.66	21.65	3.50		25.16	25.15	36.00	Pass
EHT160	MCS0	2	079	6345	Full	22.00	22.08	3.50		25.50	25.58	36.00	Pass

Note 1: The device has 2 antennas, each of which has one of two polarizations that are orthogonal to one another.
Each polarization has 1 antenna

Note 2: One of the polarization is a 90-degree phase-shifted replica of the other.
EIRP of each polarization must individually be below the limit

TEST RESULTS DATA
EIRP Power Table

U-NII-5 MIMO antenna													
Mod.	Data Rate	NTX	CH.	Freq. (MHz)	RU Config.	Conducted Power (dBm)		DG (dBi)		EIRP Power (dBm)		EIRP Power Limit (dBm)	Pass /Fail
						Ant 4	Ant 2	Ant 4	Ant 2	Ant 4	Ant 2		
EHT320	MCS0	2	031	6105	Full	21.46	21.80	3.50		24.96	25.30	36.00	Pass
EHT320	MCS0	2	063	6265	Full	21.42	21.91	3.50		24.92	25.41	36.00	Pass

Note 1: The device has 2 antennas, each of which has one of two polarizations that are orthogonal to one another.
Each polarization has 1 antenna
Note 2: One of the polarization is a 90-degree phase-shifted replica of the other.
EIRP of each polarization must individually be below the limit

TEST RESULTS DATA
EIRP Power Table

U-NII-7 MIMO antenna													
Mod.	Data Rate	NTX	CH.	Freq. (MHz)	RU Config.	Conducted Power (dBm)		DG (dBi)		EIRP Power (dBm)		EIRP Power Limit (dBm)	Pass /Fail
						Ant 4	Ant 2	Ant 4	Ant 2	Ant 4	Ant 2		
EHT20	MCS0	2	117	6535	Full	21.83	21.95	3.90		25.73	25.85	36.00	Pass
EHT20	MCS0	2	149	6695	Full	21.43	21.36	3.90		25.33	25.26	36.00	Pass
EHT20	MCS0	2	181	6855	Full	21.68	21.51	3.90		25.58	25.41	36.00	Pass
EHT40	MCS0	2	123	6565	Full	21.61	21.65	3.90		25.51	25.55	36.00	Pass
EHT40	MCS0	2	147	6685	Full	21.12	21.30	3.90		25.02	25.20	36.00	Pass
EHT40	MCS0	2	179	6845	Full	21.50	21.38	3.90		25.40	25.28	36.00	Pass
EHT80	MCS0	2	135	6625	Full	21.01	21.28	3.90		24.91	25.18	36.00	Pass
EHT80	MCS0	2	151	6705	Full	21.21	21.47	3.90		25.11	25.37	36.00	Pass
EHT80	MCS0	2	167	6785	Full	21.39	21.65	3.90		25.29	25.55	36.00	Pass
EHT160	MCS0	2	143	6665	Full	21.36	21.47	3.90		25.26	25.37	36.00	Pass

Note 1: The device has 2 antennas, each of which has one of two polarizations that are orthogonal to one another.
Each polarization has 1 antenna

Note 2: One of the polarization is a 90-degree phase-shifted replica of the other.
EIRP of each polarization must individually be below the limit

Appendix B. Radiated Spurious Emission

Test Engineer :	Minh Nguyen, Thinh Hoang, Renz Roxas, Jesse Fan , Fred Tseng, and Bill Chang	Temperature :	20.5~23.8°C
		Relative Humidity :	41.5~54.8%

Band 5 - 5925~6425MHz

WIFI 802.11a (Band Edge @ 3m)

WIFI Ant.	Note	Frequency	Level	Margin	Limit Line	Read Level	Antenna Factor	Path Loss	Preamp Factor	Ant Pos	Table Pos	Peak Avg.	Pol.
4+2		(MHz)	(dBµV/m)	(dB)	(dBµV/m)	(dBµV)	(dB/m)	(dB)	(dB)	(cm)	(deg)	(P/A)	(H/V)
802.11a CH 01 5955MHz		5924.82	73.42	-14.78	88.2	56.08	34.19	13.17	30.02	255	69	P	H
		5924.96	63.63	-4.57	68.2	46.29	34.19	13.17	30.02	255	69	A	H
	*	5955	119.42	-	-	102.04	34.21	13.2	30.03	255	69	P	H
	*	5955	112.55	-	-	95.17	34.21	13.2	30.03	255	69	A	H
		7685	52.59	-1.41	54	32.33	36.41	14.97	31.12	255	69	A	H
													H
		5922.72	76.75	-11.45	88.2	59.41	34.19	13.17	30.02	311	315	P	V
		5924.96	66.06	-2.14	68.2	48.72	34.19	13.17	30.02	311	315	A	V
	*	5955	119.86	-	-	102.48	34.21	13.2	30.03	311	315	P	V
	*	5955	112.71	-	-	95.33	34.21	13.2	30.03	311	315	A	V
		7692	52.43	-1.57	54	32.16	36.43	14.97	31.13	311	315	A	V
													V
802.11a CH 45 6175MHz	*	6175	119.37	-	-	101.94	34.21	13.36	30.14	237	75	P	H
	*	6175	110.34	-	-	92.91	34.21	13.36	30.14	237	75	A	H
													H
													H
													H
	*	6175	116.85	-	-	99.42	34.21	13.36	30.14	300	317	P	V
	*	6175	108.42	-	-	90.99	34.21	13.36	30.14	300	317	A	V
													V
													V
													V

WIFI Ant. 4+2	Note	Frequency (MHz)	Level (dBµV/m)	Margin (dB)	Limit Line (dBµV/m)	Read Level (dBµV)	Antenna Factor (dB/m)	Path Loss (dB)	Preamp Factor (dB)	Ant Pos (cm)	Table Pos (deg)	Peak Avg. (P/A)	Pol. (H/V)
802.11a CH 93 6415MHz	*	6415	120.05	-	-	101.82	34.78	13.76	30.31	246	74	P	H
	*	6415	112.05	-	-	93.82	34.78	13.76	30.31	246	74	A	H
		7426	51.54	-2.46	54	31.34	36.46	14.73	30.99	246	74	A	H
													H
													H
													H
	*	6415	120.02	-	-	101.79	34.78	13.76	30.31	300	319	P	V
	*	6415	111.16	-	-	92.93	34.78	13.76	30.31	300	319	A	V
		7370	51.52	-2.48	54	31.18	36.62	14.67	30.95	300	319	A	V
													V
													V
													V
Remark	1. No other spurious found. 2. All results are PASS against Peak and Average limit line.												

Band 5 5925~6425MHz

WIFI 802.11a (Harmonic @ 3m)

WIFI Ant. 4+2	Note	Frequency (MHz)	Level (dBμV/m)	Margin (dB)	Limit Line (dBμV/m)	Read Level (dBμV)	Antenna Factor (dB/m)	Path Loss (dB)	Preamp Factor (dB)	Ant Pos (cm)	Table Pos (deg)	Peak Avg. (P/A)	Pol. (H/V)
802.11a CH 01 5955MHz		11910	52.32	-21.68	74	61.85	38.91	18.97	67.41	400	9	P	H
		11910	43.41	-10.59	54	52.94	38.91	18.97	67.41	400	9	A	H
		17865	55.27	-18.73	74	56.69	42.4	23.8	67.62	200	16	P	H
		17865	44.29	-9.71	54	45.71	42.4	23.8	67.62	200	16	A	H
		23820	49.27	-24.73	74	45.06	38.78	17.85	52.42	300	10	P	H
		23820	40.96	-13.04	54	36.75	38.78	17.85	52.42	300	10	A	H
													H
													H
													H
													H
													H
													H
		11910	56.85	-17.15	74	66.38	38.91	18.97	67.41	286	317	P	V
		11910	47.09	-6.91	54	56.62	38.91	18.97	67.41	286	317	A	V
		17865	54.98	-19.02	74	56.4	42.4	23.8	67.62	300	168	P	V
		17865	44.83	-9.17	54	46.25	42.4	23.8	67.62	300	168	A	V
		23820	61.2	-12.8	74	56.88	38.89	17.85	52.42	259	72	P	V
		23820	51.55	-2.45	54	47.23	38.89	17.85	52.42	259	72	A	V
													V
													V
													V
													V
													V
													V

WIFI Ant. 4+2	Note	Frequency (MHz)	Level (dBµV/m)	Margin (dB)	Limit Line (dBµV/m)	Read Level (dBµV)	Antenna Factor (dB/m)	Path Loss (dB)	Preamp Factor (dB)	Ant Pos (cm)	Table Pos (deg)	Peak Avg. (P/A)	Pol. (H/V)
802.11a CH 45 6175MHz		12350	53.25	-20.75	74	61.79	39.03	19.32	66.89	400	244	P	H
		12350	43.27	-10.73	54	51.81	39.03	19.32	66.89	400	244	A	H
		18525	43.24	-30.76	74	43.9	38.15	14.7	53.51	263	7	P	H
		18525	34.44	-19.56	54	35.1	38.15	14.7	53.51	263	7	A	H
		24700	45.56	-42.64	88.2	40.25	39.1	18.74	52.53	333	116	P	H
		24700	37.78	-30.42	68.2	32.47	39.1	18.74	52.53	333	116	A	H
													H
													H
													H
													H
													H
													H
		12350	55.22	-18.78	74	63.76	39.03	19.32	66.89	297	292	P	V
		12350	45.04	-8.96	54	53.58	39.03	19.32	66.89	297	292	A	V
		18525	47.27	-26.73	74	47.77	38.31	14.7	53.51	238	181	P	V
		18525	37.49	-16.51	54	37.99	38.31	14.7	53.51	238	181	A	V
		24700	58.59	-29.61	88.2	53.22	39.16	18.74	52.53	267	80	P	V
		24700	48.07	-20.13	68.2	42.7	39.16	18.74	52.53	267	80	A	V
													V
													V
													V
													V
													V
													V

WIFI Ant. 4+2	Note	Frequency (MHz)	Level (dBμV/m)	Margin (dB)	Limit Line (dBμV/m)	Read Level (dBμV)	Antenna Factor (dB/m)	Path Loss (dB)	Preamp Factor (dB)	Ant Pos (cm)	Table Pos (deg)	Peak Avg. (P/A)	Pol. (H/V)
802.11a CH 93 6415MHz		12830	47.97	-40.23	88.2	56.27	39.69	19.73	67.72	-	-	P	H
		19245	38.44	-35.56	74	39.48	37.92	14.74	53.7	-	-	P	H
		25660	51.8	-36.4	88.2	45.96	38.8	19.77	52.73	400	95	P	H
		25660	42.17	-26.03	68.2	36.33	38.8	19.77	52.73	400	95	A	H
													H
													H
													H
													H
													H
													H
													H
													H
		12830	57.62	-30.58	88.2	65.92	39.69	19.73	67.72	278	264	P	V
		12830	47.53	-20.67	68.2	55.83	39.69	19.73	67.72	278	264	A	V
		19245	43.46	-30.54	74	44.51	37.91	14.74	53.7	-	-	P	V
		25660	60.02	-28.18	88.2	54.12	38.86	19.77	52.73	180	81	P	V
		25660	51.14	-17.06	68.2	45.24	38.86	19.77	52.73	180	81	A	V
													V
													V
													V
													V
													V
													V
													V

Remark

1. No other spurious found.
2. All results are PASS against Peak and Average limit line.
3. The emission position marked as "-" means no suspected emission found with sufficient margin against limit line or noise floor only.

Band 5 5925~6425MHz

WIFI 802.11be EHT20 Full (Band Edge @ 3m)

WIFI Ant. 4+2	Note	Frequency (MHz)	Level (dBµV/m)	Margin (dB)	Limit Line (dBµV/m)	Read Level (dBµV)	Antenna Factor (dB/m)	Path Loss (dB)	Preamp Factor (dB)	Ant Pos (cm)	Table Pos (deg)	Peak Avg. (P/A)	Pol. (H/V)
		5923.98	78.2	-10	88.2	60.86	34.19	13.17	30.02	315	321	P	V
		5924.82	66.68	-1.52	68.2	49.34	34.19	13.17	30.02	315	321	A	V
	*	5955	120.89	-	-	103.51	34.21	13.2	30.03	315	321	P	V
	*	5955	111.42	-	-	94.04	34.21	13.2	30.03	315	321	A	V
802.11be		7734	52.03	-1.97	54	31.6	36.56	15.01	31.14	315	321	A	V
EHT20 Full													H
CH 01													V
5955MHz													V
													V
													V
													V
													V
	*	6175	119.65	-	-	102.22	34.21	13.36	30.14	243	74	P	H
	*	6175	110.42	-	-	92.99	34.21	13.36	30.14	243	74	A	H
													H
													H
802.11be													H
EHT20 Full													H
CH 45	*	6175	118.71	-	-	101.28	34.21	13.36	30.14	300	317	P	V
6175MHz	*	6175	108.03	-	-	90.6	34.21	13.36	30.14	300	317	A	V
													V
													V
													V
													V

WIFI Ant. 4+2	Note	Frequency (MHz)	Level (dBµV/m)	Margin (dB)	Limit Line (dBµV/m)	Read Level (dBµV)	Antenna Factor (dB/m)	Path Loss (dB)	Preamp Factor (dB)	Ant Pos (cm)	Table Pos (deg)	Peak Avg. (P/A)	Pol. (H/V)
802.11be EHT20 Full CH 93 6415MHz	*	6415	120.66	-	-	102.43	34.78	13.76	30.31	240	75	P	H
	*	6415	113.13	-	-	94.9	34.78	13.76	30.31	240	75	A	H
		7741	52.58	-1.42	54	32.14	36.58	15.01	31.15	240	75	A	H
													H
													H
													H
	*	6415	118.5	-	-	100.27	34.78	13.76	30.31	300	320	P	V
	*	6415	111.87	-	-	93.64	34.78	13.76	30.31	300	320	A	V
		7741	52.75	-1.25	54	32.31	36.58	15.01	31.15	300	320	A	V
													V
													V
													V
Remark	1. No other spurious found. 2. All results are PASS against Peak and Average limit line.												

Band 5 5925~6425MHz

WIFI 802.11be EHT20 Full (Harmonic @ 3m)

WIFI Ant. 4+2	Note	Frequency (MHz)	Level (dBμV/m)	Margin (dB)	Limit Line (dBμV/m)	Read Level (dBμV)	Antenna Factor (dB/m)	Path Loss (dB)	Preamp Factor (dB)	Ant Pos (cm)	Table Pos (deg)	Peak Avg. (P/A)	Pol. (H/V)
		11910	47.34	-26.66	74	56.87	38.91	18.97	67.41	-	-	P	H
		17865	55.12	-18.88	74	56.54	42.4	23.8	67.62	200	12	P	H
		17865	44.07	-9.93	54	45.49	42.4	23.8	67.62	200	12	A	H
		23820	50.33	-23.67	74	46.12	38.78	17.85	52.42	300	120	P	H
		23820	41.58	-12.42	54	37.37	38.78	17.85	52.42	300	120	A	H
													H
													H
													H
													H
													H
802.11be													H
EHT20 Full													H
CH 01		11910	54.62	-19.38	74	64.15	38.91	18.97	67.41	257	318	P	V
5955MHz		11910	45.4	-8.6	54	54.93	38.91	18.97	67.41	257	318	A	V
		17865	56	-18	74	57.42	42.4	23.8	67.62	300	147	P	V
		17865	44.48	-9.52	54	45.9	42.4	23.8	67.62	300	147	A	V
		23820	60.7	-13.3	74	56.38	38.89	17.85	52.42	263	72	P	V
		23820	50.23	-3.77	54	45.91	38.89	17.85	52.42	263	72	A	V
													V
													V
													V
													V
													V
													V

WIFI Ant. 4+2	Note	Frequency (MHz)	Level (dBµV/m)	Margin (dB)	Limit Line (dBµV/m)	Read Level (dBµV)	Antenna Factor (dB/m)	Path Loss (dB)	Preamp Factor (dB)	Ant Pos (cm)	Table Pos (deg)	Peak Avg. (P/A)	Pol. (H/V)
		12350	52.09	-21.91	74	60.63	39.03	19.32	66.89	400	280	P	H
		12350	42.49	-11.51	54	51.03	39.03	19.32	66.89	400	280	A	H
		18525	42.89	-31.11	74	43.55	38.15	14.7	53.51	250	9	P	H
		18525	32.99	-21.01	54	33.65	38.15	14.7	53.51	250	9	A	H
		24700	46.61	-41.59	88.2	41.3	39.1	18.74	52.53	300	115	P	H
		24700	37.98	-30.22	68.2	32.67	39.1	18.74	52.53	300	115	A	H
													H
													H
													H
													H
802.11be													H
EHT20 Full													H
CH 45		12350	54.41	-19.59	74	62.95	39.03	19.32	66.89	313	287	P	V
6175MHz		12350	44.9	-9.1	54	53.44	39.03	19.32	66.89	313	287	A	V
		18525	44.11	-29.89	74	44.61	38.31	14.7	53.51	250	182	P	V
		18525	36.55	-17.45	54	37.05	38.31	14.7	53.51	250	182	A	V
		24700	56.15	-32.05	88.2	50.78	39.16	18.74	52.53	264	86	P	V
		24700	47.41	-20.79	68.2	42.04	39.16	18.74	52.53	264	86	A	V
													V
													V
													V
													V
													V
													V

WIFI Ant. 4+2	Note	Frequency (MHz)	Level (dBμV/m)	Margin (dB)	Limit Line (dBμV/m)	Read Level (dBμV)	Antenna Factor (dB/m)	Path Loss (dB)	Preamp Factor (dB)	Ant Pos (cm)	Table Pos (deg)	Peak Avg. (P/A)	Pol. (H/V)
		12830	47.74	-40.46	88.2	56.04	39.69	19.73	67.72	-	-	P	H
		19245	37.69	-36.31	74	38.73	37.92	14.74	53.7	-	-	P	H
		25660	50.06	-38.14	88.2	44.22	38.8	19.77	52.73	400	355	P	H
		25660	39.98	-28.22	68.2	34.14	38.8	19.77	52.73	400	355	A	H
													H
													H
													H
													H
													H
													H
802.11be													H
EHT20 Full													H
CH 93		12830	56.41	-31.79	88.2	64.71	39.69	19.73	67.72	275	265	P	V
6415MHz		12830	46.91	-21.29	68.2	55.21	39.69	19.73	67.72	275	265	A	V
		19245	43.93	-30.07	74	44.98	37.91	14.74	53.7	283	64	P	V
		19245	33.19	-20.81	54	34.24	37.91	14.74	53.7	283	64	A	V
		25660	60.75	-27.45	88.2	54.85	38.86	19.77	52.73	254	75	P	V
		25660	49.2	-19	68.2	43.3	38.86	19.77	52.73	254	75	A	V
													V
													V
													V
													V
													V
													V

Remark

1. No other spurious found.
2. All results are PASS against Peak and Average limit line.
3. The emission position marked as "-" means no suspected emission found with sufficient margin against limit line or noise floor only.

Band 5 5925~6425MHz

WIFI 802.11be EHT40 Full (Band Edge @ 3m)

WIFI Ant. 4+2	Note	Frequency (MHz)	Level (dBμV/m)	Margin (dB)	Limit Line (dBμV/m)	Read Level (dBμV)	Antenna Factor (dB/m)	Path Loss (dB)	Preamp Factor (dB)	Ant Pos (cm)	Table Pos (deg)	Peak Avg. (P/A)	Pol. (H/V)
802.11be EHT40 Full CH 03 5965MHz		5924.26	76.92	-11.28	88.2	59.58	34.19	13.17	30.02	259	71	P	H
		5924.82	65.94	-2.26	68.2	48.6	34.19	13.17	30.02	259	71	A	H
	*	5965	114.67	-	-	97.3	34.2	13.21	30.04	259	71	P	H
	*	5965	105.5	-	-	88.13	34.2	13.21	30.04	259	71	A	H
		7727	51.95	-2.05	54	31.56	36.53	15	31.14	259	71	A	H
													H
		5923.98	64.55	-23.65	88.2	47.21	34.19	13.17	30.02	400	172	P	V
		5924.96	56.05	-12.15	68.2	38.71	34.19	13.17	30.02	400	172	A	V
	*	5965	103.71	-	-	86.34	34.2	13.21	30.04	400	172	P	V
	*	5965	94.42	-	-	77.05	34.2	13.21	30.04	400	172	A	V
		7727	51.99	-2.01	54	31.6	36.53	15	31.14	400	172	A	V
													V
802.11be EHT40 Full CH 51 6205MHz	*	6205	119.41	-	-	101.8	34.25	13.51	30.15	239	75	P	H
	*	6205	110.8	-	-	93.19	34.25	13.51	30.15	239	75	A	H
		7734	52.61	-1.39	54	32.18	36.56	15.01	31.14	239	75	A	H
													H
													H
													H
	*	6205	116.33	-	-	98.72	34.25	13.51	30.15	300	320	P	V
	*	6205	108.35	-	-	90.74	34.25	13.51	30.15	300	320	A	V
		7419	52.67	-1.33	54	32.43	36.49	14.73	30.98	300	320	A	V
													V
													V
													V

WIFI Ant. 4+2	Note	Frequency (MHz)	Level (dBµV/m)	Margin (dB)	Limit Line (dBµV/m)	Read Level (dBµV)	Antenna Factor (dB/m)	Path Loss (dB)	Preamp Factor (dB)	Ant Pos (cm)	Table Pos (deg)	Peak Avg. (P/A)	Pol. (H/V)
802.11be EHT40 Full CH 91 6405MHz	*	6405	117.69	-	-	99.5	34.74	13.75	30.3	239	75	P	H
	*	6405	110.53	-	-	92.34	34.74	13.75	30.3	239	75	A	H
		7398	52.62	-1.38	54	32.31	36.57	14.71	30.97	239	75	A	H
													H
													H
													H
	*	6405	117.44	-	-	99.25	34.74	13.75	30.3	300	320	P	V
	*	6405	109.29	-	-	91.1	34.74	13.75	30.3	300	320	A	V
		7398	52.7	-1.3	54	32.39	36.57	14.71	30.97	300	320	A	V
													V
													V
													V
Remark	1. No other spurious found. 2. All results are PASS against Peak and Average limit line.												

Band 5 5925~6425MHz

WIFI 802.11be EHT40 Full (Harmonic @ 3m)

WIFI Ant. 4+2	Note	Frequency (MHz)	Level (dBµV/m)	Margin (dB)	Limit Line (dBµV/m)	Read Level (dBµV)	Antenna Factor (dB/m)	Path Loss (dB)	Preamp Factor (dB)	Ant Pos (cm)	Table Pos (deg)	Peak Avg. (P/A)	Pol. (H/V)
		11930	47.2	-26.8	74	56.6	38.94	18.98	67.32	-	-	P	H
		17985	55.04	-18.96	74	55.37	43.49	23.91	67.73	200	333	P	H
		17985	44.92	-9.08	54	45.25	43.49	23.91	67.73	200	333	A	H
		23860	41.75	-32.25	74	37.53	38.75	17.87	52.4	-	-	P	H
													H
													H
													H
													H
													H
													H
802.11be													H
EHT40 Full													H
CH 03		11930	52.53	-21.47	74	61.93	38.94	18.98	67.32	300	318	P	V
5965MHz		11930	43.65	-10.35	54	53.05	38.94	18.98	67.32	300	318	A	V
		17985	55.26	-18.74	74	55.59	43.49	23.91	67.73	400	227	P	V
		17985	44.9	-9.1	54	45.23	43.49	23.91	67.73	400	227	A	V
		23860	53.5	-20.5	74	49.16	38.87	17.87	52.4	181	92	P	V
		23860	44.87	-9.13	54	40.53	38.87	17.87	52.4	181	92	A	V
													V
													V
													V
													V
													V
													V

WIFI Ant. 4+2	Note	Frequency (MHz)	Level (dBμV/m)	Margin (dB)	Limit Line (dBμV/m)	Read Level (dBμV)	Antenna Factor (dB/m)	Path Loss (dB)	Preamp Factor (dB)	Ant Pos (cm)	Table Pos (deg)	Peak Avg. (P/A)	Pol. (H/V)
		12410	51.19	-22.81	74	59.64	38.97	19.37	66.79	400	317	P	H
		12410	41.36	-12.64	54	49.81	38.97	19.37	66.79	400	317	A	H
		18615	37.58	-36.42	74	38.26	38.11	14.79	53.58	-	-	P	H
		24820	41.93	-46.27	88.2	36.57	39	18.9	52.54	305	255	P	H
		24820	35.68	-32.52	68.2	30.32	39	18.9	52.54	305	255	A	H
													H
													H
													H
													H
													H
802.11be													H
EHT40 Full													H
CH 51		12410	54.1	-19.9	74	62.55	38.97	19.37	66.79	287	321	P	V
6205MHz		12410	44.31	-9.69	54	52.76	38.97	19.37	66.79	287	321	A	V
		18615	41.23	-32.77	74	41.84	38.18	14.79	53.58	314	213	P	V
		18615	31.93	-22.07	54	32.54	38.18	14.79	53.58	314	213	A	V
		24820	53	-35.2	88.2	47.55	39.09	18.9	52.54	301	83	P	V
		24820	44.51	-23.69	68.2	39.06	39.09	18.9	52.54	301	83	A	V
													V
													V
													V
													V
													V
													V

WIFI Ant. 4+2	Note	Frequency (MHz)	Level (dBμV/m)	Margin (dB)	Limit Line (dBμV/m)	Read Level (dBμV)	Antenna Factor (dB/m)	Path Loss (dB)	Preamp Factor (dB)	Ant Pos (cm)	Table Pos (deg)	Peak Avg. (P/A)	Pol. (H/V)
		12810	49.45	-38.75	88.2	57.62	39.67	19.71	67.55	400	250	P	H
		12810	42.3	-25.9	68.2	50.47	39.67	19.71	67.55	400	250	A	H
		19215	39.3	-34.7	74	40.33	37.91	14.73	53.67	-	-	P	H
		25620	44.74	-43.46	88.2	38.96	38.81	19.73	52.76	-	-	P	H
													H
													H
													H
													H
													H
													H
802.11be													H
EHT40 Full													H
CH 91		12810	50.8	-37.4	88.2	58.97	39.67	19.71	67.55	289	267	P	V
6405MHz		12810	45.24	-22.96	68.2	53.41	39.67	19.71	67.55	289	267	A	V
		19215	42.8	-31.2	74	43.83	37.91	14.73	53.67	-	-	P	V
		25620	56.35	-31.85	88.2	50.52	38.86	19.73	52.76	175	68	P	V
		25620	47.44	-20.76	68.2	41.61	38.86	19.73	52.76	175	68	A	V
													V
													V
													V
													V
													V
													V
													V

Remark

1. No other spurious found.
2. All results are PASS against Peak and Average limit line.
3. The emission position marked as "-" means no suspected emission found with sufficient margin against limit line or noise floor only.

Band 5 5925~6425MHz

WIFI 802.11be EHT80 Full (Band Edge @ 3m)

WIFI Ant. 4+2	Note	Frequency (MHz)	Level (dBμV/m)	Margin (dB)	Limit Line (dBμV/m)	Read Level (dBμV)	Antenna Factor (dB/m)	Path Loss (dB)	Preamp Factor (dB)	Ant Pos (cm)	Table Pos (deg)	Peak Avg. (P/A)	Pol. (H/V)
802.11be EHT80 Full CH 07 5985MHz		5917.96	77.82	-10.38	88.2	60.5	34.18	13.16	30.02	100	234	P	H
		5921	67.57	-0.63	68.2	50.23	34.19	13.17	30.02	100	234	A	H
	*	5985	111.04	-	-	93.67	34.19	13.23	30.05	100	234	P	H
	*	5985	101.46	-	-	84.09	34.19	13.23	30.05	100	234	A	H
		7734	52.83	-1.17	54	32.4	36.56	15.01	31.14	100	234	P	H
													H
		5923.72	74.27	-13.93	88.2	56.93	34.19	13.17	30.02	292	312	P	V
		5925	64.7	-3.5	68.2	47.36	34.19	13.17	30.02	292	312	A	V
	*	5991	111.64	-	-	94.26	34.19	13.24	30.05	292	312	P	V
	*	5984	104.12	-	-	86.75	34.19	13.23	30.05	292	312	A	V
		7727	52.89	-1.11	54	32.5	36.53	15	31.14	292	312	P	V
													V
802.11be EHT80 Full CH 55 6225MHz	*	6225	116.22	-	-	98.57	34.29	13.53	30.17	241	74	P	H
	*	6225	106.35	-	-	88.7	34.29	13.53	30.17	241	74	A	H
		7412	51.54	-2.46	54	31.28	36.52	14.72	30.98	241	74	A	H
													H
													H
													H
	*	6225	114.5	-	-	96.85	34.29	13.53	30.17	300	321	P	V
	*	6225	103.91	-	-	86.26	34.29	13.53	30.17	300	321	A	V
		7720	51.62	-2.38	54	31.25	36.51	15	31.14	300	321	A	V
													V
													V
													V

WIFI Ant. 4+2	Note	Frequency (MHz)	Level (dBµV/m)	Margin (dB)	Limit Line (dBµV/m)	Read Level (dBµV)	Antenna Factor (dB/m)	Path Loss (dB)	Preamp Factor (dB)	Ant Pos (cm)	Table Pos (deg)	Peak Avg. (P/A)	Pol. (H/V)
802.11be EHT80 Full CH 87 6385MHz	*	6385	116.1	-	-	97.99	34.67	13.73	30.29	241	74	P	H
	*	6385	106.42	-	-	88.31	34.67	13.73	30.29	241	74	A	H
		7734	51.71	-2.29	54	31.28	36.56	15.01	31.14	241	74	A	H
													H
													H
													H
	*	6385	114.57	-	-	96.46	34.67	13.73	30.29	300	321	P	V
	*	6385	104.73	-	-	86.62	34.67	13.73	30.29	300	321	A	V
		7433	51.49	-2.51	54	31.3	36.44	14.74	30.99	300	321	A	V
													V
													V
													V
Remark	1. No other spurious found. 2. All results are PASS against Peak and Average limit line.												

Band 5 5925~6425MHz

WIFI 802.11be EHT80 Full (Harmonic @ 3m)

WIFI Ant. 4+2	Note	Frequency (MHz)	Level (dBμV/m)	Margin (dB)	Limit Line (dBμV/m)	Read Level (dBμV)	Antenna Factor (dB/m)	Path Loss (dB)	Preamp Factor (dB)	Ant Pos (cm)	Table Pos (deg)	Peak Avg. (P/A)	Pol. (H/V)
		11970	46.44	-27.56	74	55.57	39	19.01	67.14	-	-	P	H
		17955	54.85	-19.15	74	55.41	43.26	23.88	67.7	338	360	P	H
		17955	44.37	-9.63	54	44.93	43.26	23.88	67.7	338	360	A	H
		23940	43.52	-30.48	74	39.32	38.7	17.91	52.41	288	177	P	H
		23940	34.04	-19.96	54	29.84	38.7	17.91	52.41	288	177	A	H
		39299.5	55.02	-18.98	74	37.3	44.34	27.13	53.75	-	-	P	H
		39299.5	45.84	-8.16	54	28.12	44.34	27.13	53.75	-	-	A	H
													H
													H
													H
802.11be													H
EHT80 Full													H
CH 07		11970	47.72	-26.28	74	56.85	39	19.01	67.14	-	-	P	V
5985MHz		17955	54.53	-19.47	74	55.09	43.26	23.88	67.7	400	270	P	V
		17955	44.43	-9.57	54	44.99	43.26	23.88	67.7	400	270	A	V
		23940	48.93	-25.07	74	44.59	38.84	17.91	52.41	222	71	P	V
		23940	40.31	-13.69	54	35.97	38.84	17.91	52.41	222	71	A	V
		39285.49	46.32	-7.68	54	27.75	45.22	27.11	53.76	-	-	A	V
		39285.49	56.03	-17.97	74	37.46	45.22	27.11	53.76	-	-	P	V
													V
													V
													V
													V
													V

WIFI Ant. 4+2	Note	Frequency (MHz)	Level (dBµV/m)	Margin (dB)	Limit Line (dBµV/m)	Read Level (dBµV)	Antenna Factor (dB/m)	Path Loss (dB)	Preamp Factor (dB)	Ant Pos (cm)	Table Pos (deg)	Peak Avg. (P/A)	Pol. (H/V)
		12450	46.32	-27.68	74	54.72	38.92	19.41	66.73	-	-	P	H
		18675	37.85	-36.15	74	38.84	38.08	14.46	53.53	-	-	P	H
		24900	45.2	-43	88.2	39.77	39.1	18.93	52.6	400	253	P	H
		24900	37.2	-31	68.2	31.77	39.1	18.93	52.6	400	253	A	H
													H
													H
													H
													H
													H
													H
802.11be													H
EHT80 Full													H
CH 55		12450	47.63	-26.37	74	56.03	38.92	19.41	66.73	-	-	P	V
6225MHz		18675	37.6	-36.4	74	38.51	38.16	14.46	53.53	-	-	P	V
		24900	54.55	-33.65	88.2	49.05	39.17	18.93	52.6	273	81	P	V
		24900	44.75	-23.45	68.2	39.25	39.17	18.93	52.6	273	81	A	V
													V
													V
													V
													V
													V
													V
													V
													V

WIFI Ant. 4+2	Note	Frequency (MHz)	Level (dBμV/m)	Margin (dB)	Limit Line (dBμV/m)	Read Level (dBμV)	Antenna Factor (dB/m)	Path Loss (dB)	Preamp Factor (dB)	Ant Pos (cm)	Table Pos (deg)	Peak Avg. (P/A)	Pol. (H/V)
		12770	47.97	-40.23	88.2	55.88	39.56	19.68	67.15	-	-	P	H
		19155	39.85	-34.15	74	40.85	37.98	14.7	53.68	-	-	P	H
		25540	42.8	-45.4	88.2	37.15	38.89	19.64	52.88	-	-	P	H
													H
													H
													H
													H
													H
													H
													H
802.11be													H
EHT80 Full													H
CH 87		12770	49.28	-38.92	88.2	57.19	39.56	19.68	67.15	298	190	P	V
6385MHz		12770	42.94	-25.26	68.2	50.85	39.56	19.68	67.15	298	190	A	V
		19155	43.32	-30.68	74	44.3	38	14.7	53.68	288	244	P	V
		19155	33.85	-20.15	54	34.83	38	14.7	53.68	288	244	A	V
		25540	54.25	-33.95	88.2	48.56	38.93	19.64	52.88	269	84	P	V
		25540	44.04	-24.16	68.2	38.35	38.93	19.64	52.88	269	84	A	V
													V
													V
													V
													V
													V
													V

Remark

1. No other spurious found.
2. All results are PASS against Peak and Average limit line.
3. The emission position marked as "-" means no suspected emission found with sufficient margin against limit line or noise floor only.

Band 5 5925~6425MHz

WIFI 802.11be EHT160 Full (Band Edge @ 3m)

WIFI Ant. 4+2	Note	Frequency (MHz)	Level (dBμV/m)	Margin (dB)	Limit Line (dBμV/m)	Read Level (dBμV)	Antenna Factor (dB/m)	Path Loss (dB)	Preamp Factor (dB)	Ant Pos (cm)	Table Pos (deg)	Peak Avg. (P/A)	Pol. (H/V)
802.11be EHT160 Full CH 15 6025MHz		5908.2	73.99	-14.21	88.2	56.67	34.18	13.15	30.01	247	78	P	H
		5925	65.53	-2.67	68.2	48.19	34.19	13.17	30.02	247	78	A	H
	*	6025	109.67	-	-	92.31	34.15	13.28	30.07	247	78	P	H
	*	6025	99.19	-	-	81.83	34.15	13.28	30.07	247	78	A	H
		7727	51.22	-2.78	54	30.83	36.53	15	31.14	247	78	P	H
													H
		5925	66.17	-22.03	88.2	48.83	34.19	13.17	30.02	307	312	P	V
		5924.2	57.79	-10.41	68.2	40.45	34.19	13.17	30.02	307	312	A	V
	*	6025	107.49	-	-	90.13	34.15	13.28	30.07	307	312	P	V
	*	6025	98	-	-	80.64	34.15	13.28	30.07	307	312	A	V
		7748	51.19	-2.81	54	30.72	36.6	15.02	31.15	307	312	P	V
													V
802.11be EHT160 Full CH 47 6185MHz	*	6185	114	-	-	96.44	34.22	13.48	30.14	244	75	P	H
	*	6185	103.6	-	-	86.04	34.22	13.48	30.14	244	75	A	H
		7748	51.55	-2.45	54	31.08	36.6	15.02	31.15	244	75	A	H
													H
													H
													H
	*	6185	111.24	-	-	93.68	34.22	13.48	30.14	300	318	P	V
	*	6185	101.35	-	-	83.79	34.22	13.48	30.14	300	318	A	V
		7741	51.59	-2.41	54	31.15	36.58	15.01	31.15	300	318	A	V
													V
													V
													V

WIFI Ant. 4+2	Note	Frequency (MHz)	Level (dBµV/m)	Margin (dB)	Limit Line (dBµV/m)	Read Level (dBµV)	Antenna Factor (dB/m)	Path Loss (dB)	Preamp Factor (dB)	Ant Pos (cm)	Table Pos (deg)	Peak Avg. (P/A)	Pol. (H/V)
802.11be EHT160 Full CH 79 6345MHz	*	6345	113.48	-	-	95.51	34.55	13.68	30.26	244	75	P	H
	*	6345	103.24	-	-	85.27	34.55	13.68	30.26	244	75	A	H
		7748	51.47	-2.53	54	31	36.6	15.02	31.15	244	75	A	H
													H
													H
													H
	*	6345	113.25	-	-	95.28	34.55	13.68	30.26	300	318	P	V
	*	6345	102.17	-	-	84.2	34.55	13.68	30.26	300	318	A	V
		7398	51.58	-2.42	54	31.27	36.57	14.71	30.97	300	318	A	V
													V
													V
													V
Remark	1. No other spurious found. 2. All results are PASS against Peak and Average limit line.												

Band 5 5925~6425MHz

WIFI 802.11be EHT160 Full (Harmonic @ 3m)

WIFI Ant. 4+2	Note	Frequency (MHz)	Level (dBμV/m)	Margin (dB)	Limit Line (dBμV/m)	Read Level (dBμV)	Antenna Factor (dB/m)	Path Loss (dB)	Preamp Factor (dB)	Ant Pos (cm)	Table Pos (deg)	Peak Avg. (P/A)	Pol. (H/V)
802.11be EHT160 Full CH 15 6025MHz		12050	46.83	-27.17	74	55.47	39.12	19.07	66.83	-	-	P	H
		18075	36.6	-37.4	74	37.82	37.8	14.17	53.19	-	-	P	H
		24100	39.85	-48.35	88.2	35.55	38.78	18.05	52.53	-	-	P	H
													H
													H
													H
													H
													H
													H
													H
													H
													H
		12050	46.86	-27.14	74	55.5	39.12	19.07	66.83	-	-	P	V
		18075	37.33	-36.67	74	38.44	37.91	14.17	53.19	-	-	P	V
		24100	46.78	-41.42	88.2	42.35	38.91	18.05	52.53	275	68	P	V
		24100	36.64	-31.56	68.2	32.21	38.91	18.05	52.53	275	68	A	V
													V
													V
													V
													V
													V
													V
													V
													V

WIFI Ant. 4+2	Note	Frequency (MHz)	Level (dBµV/m)	Margin (dB)	Limit Line (dBµV/m)	Read Level (dBµV)	Antenna Factor (dB/m)	Path Loss (dB)	Preamp Factor (dB)	Ant Pos (cm)	Table Pos (deg)	Peak Avg. (P/A)	Pol. (H/V)
		12370	47.05	-26.95	74	55.56	39.01	19.34	66.86	-	-	P	H
		18555	36.45	-37.55	74	37.46	38.14	14.4	53.55	-	-	P	H
		24740	40.93	-47.27	88.2	35.65	39.05	18.76	52.53	-	-	P	H
													H
													H
													H
													H
													H
													H
													H
802.11be													H
EHT160													H
Full CH 47		12370	46.74	-27.26	74	55.25	39.01	19.34	66.86	-	-	P	V
6185MHz		18555	38.26	-35.74	74	39.15	38.26	14.4	53.55	-	-	P	V
		24740	49.73	-38.47	88.2	44.38	39.12	18.76	52.53	270	347	P	V
		24740	46.79	-21.41	68.2	41.44	39.12	18.76	52.53	270	347	A	V
													V
													V
													V
													V
													V
													V
													V
													V

WIFI Ant. 4+2	Note	Frequency (MHz)	Level (dBμV/m)	Margin (dB)	Limit Line (dBμV/m)	Read Level (dBμV)	Antenna Factor (dB/m)	Path Loss (dB)	Preamp Factor (dB)	Ant Pos (cm)	Table Pos (deg)	Peak Avg. (P/A)	Pol. (H/V)
		12690	47.96	-26.04	74	55.44	39.3	19.61	66.39	-	-	P	H
		19035	36.85	-37.15	74	37.8	38.06	14.64	53.65	-	-	P	H
		25380	40.07	-48.13	88.2	34.49	38.96	19.46	52.84	-	-	P	H
													H
													H
													H
													H
													H
													H
													H
802.11be													H
EHT160													H
Full CH 79		12690	47.93	-26.07	74	55.41	39.3	19.61	66.39	-	-	P	V
6345MHz		19035	41.57	-32.43	74	42.51	38.07	14.64	53.65	-	-	P	V
		25380	51.25	-36.95	88.2	45.64	38.99	19.46	52.84	305	81	P	V
		25380	41.18	-27.02	68.2	35.57	38.99	19.46	52.84	305	81	A	V
													V
													V
													V
													V
													V
													V
													V
													V

Remark

1. No other spurious found.
2. All results are PASS against Peak and Average limit line.
3. The emission position marked as "-" means no suspected emission found with sufficient margin against limit line or noise floor only.

Band 5 5925~6425MHz

WIFI 802.11be EHT320 Full (Band Edge @ 3m)

WIFI Ant. 4+2	Note	Frequency (MHz)	Level (dBμV/m)	Margin (dB)	Limit Line (dBμV/m)	Read Level (dBμV)	Antenna Factor (dB/m)	Path Loss (dB)	Preamp Factor (dB)	Ant Pos (cm)	Table Pos (deg)	Peak Avg. (P/A)	Pol. (H/V)
802.11be EHT320 Full CH 31 6105MHz	*	6105	108.83	-	-	91.47	34.09	13.38	30.11	200	76	P	H
	*	6105	97.47	-	-	80.11	34.09	13.38	30.11	200	76	A	H
		7727	51.31	-2.69	54	30.92	36.53	15	31.14	200	76	A	H
													H
													H
													H
	*	6105	108.29	-	-	90.93	34.09	13.38	30.11	295	311	P	V
	*	6105	98.97	-	-	81.61	34.09	13.38	30.11	295	311	A	V
		7720	51.35	-2.65	54	30.98	36.51	15	31.14	295	311	A	V
													V
													V
													V
802.11be EHT320 Full CH 63 6265MHz	*	6265	107.86	-	-	90.1	34.37	13.58	30.19	200	76	P	H
	*	6265	98.08	-	-	80.32	34.37	13.58	30.19	200	76	A	H
		7398	51.29	-2.71	54	30.98	36.57	14.71	30.97	200	76	A	H
													H
													H
													H
	*	6265	108.23	-	-	90.47	34.37	13.58	30.19	295	311	P	V
	*	6265	99.15	-	-	81.39	34.37	13.58	30.19	295	311	A	V
		7734	51.47	-2.53	54	31.04	36.56	15.01	31.14	295	311	A	V
													V
													V
													V
Remark	1. No other spurious found. 2. All results are PASS against Peak and Average limit line.												

Band 5 5925~6425MHz

WIFI 802.11be EHT320 Full (Harmonic @ 3m)

WIFI Ant. 4+2	Note	Frequency (MHz)	Level (dBμV/m)	Margin (dB)	Limit Line (dBμV/m)	Read Level (dBμV)	Antenna Factor (dB/m)	Path Loss (dB)	Preamp Factor (dB)	Ant Pos (cm)	Table Pos (deg)	Peak Avg. (P/A)	Pol. (H/V)
802.11be EHT320 Full CH 31 6105MHz		12210	47.02	-26.98	74	55.25	39.28	19.21	66.72	-	-	P	H
		18315	36.26	-37.74	74	37.38	37.91	14.28	53.31	-	-	P	H
		24420	39.32	-48.88	88.2	34.56	38.89	18.4	52.53	-	-	P	H
													H
													H
													H
													H
													H
													H
													H
													H
													H
		12210	47.65	-26.35	74	55.88	39.28	19.21	66.72	-	-	P	V
		18315	42.97	-31.03	74	43.91	38.09	14.28	53.31	277	263	P	V
		18315	33.97	-20.03	54	34.91	38.09	14.28	53.31	277	263	A	V
		24420	47.99	-40.21	88.2	43.11	39.01	18.4	52.53	297	281	P	V
		24420	38.99	-29.21	68.2	34.11	39.01	18.4	52.53	297	281	A	V
													V
													V
													V
													V
													V
													V
													V

WIFI Ant. 4+2	Note	Frequency (MHz)	Level (dBμV/m)	Margin (dB)	Limit Line (dBμV/m)	Read Level (dBμV)	Antenna Factor (dB/m)	Path Loss (dB)	Preamp Factor (dB)	Ant Pos (cm)	Table Pos (deg)	Peak Avg. (P/A)	Pol. (H/V)
802.11be EHT320 Full CH 63 6265M MHz		12350	47.28	-26.72	74	55.82	39.03	19.32	66.89	-	-	P	H
		17920	54.33	-19.67	74	55.19	42.96	23.85	67.67	-	-	P	H
		17920	45.24	-8.76	54	46.1	42.96	23.85	67.67	-	-	A	H
		18795	37.43	-36.57	74	38	38.26	14.52	53.35	-	-	P	H
													H
													H
													H
													H
													H
													H
													H
													H
		12350	46.17	-27.83	74	54.71	39.03	19.32	66.89	-	-	P	V
		17990	54.45	-19.55	74	54.74	43.53	23.91	67.73	-	-	P	V
		17990	45.43	-8.57	54	45.72	43.53	23.91	67.73	-	-	A	V
		18795	38.22	-35.78	74	38.61	38.44	14.52	53.35	-	-	P	V
		25060	51.06	-37.14	88.2	45.49	39.12	19.11	52.66	300	83	P	V
		25060	39.62	-28.58	68.2	34.05	39.12	19.11	52.66	300	83	A	V
													V
													V
													V
													V
													V
													V

Remark

1. No other spurious found.
2. All results are PASS against Peak and Average limit line.
3. The emission position marked as "-" means no suspected emission found with sufficient margin against limit line or noise floor only.

Band 7 - 6525~6875MHz

WIFI 802.11a (Band Edge @ 3m)

WIFI Ant. 4+2	Note	Frequency (MHz)	Level (dBμV/m)	Margin (dB)	Limit Line (dBμV/m)	Read Level (dBμV)	Antenna Factor (dB/m)	Path Loss (dB)	Preamp Factor (dB)	Ant Pos (cm)	Table Pos (deg)	Peak Avg. (P/A)	Pol. (H/V)
802.11a CH 117 6535MHz	*	6535	119.13	-	-	100.31	35.36	13.84	30.38	100	74	P	H
	*	6535	109.99	-	-	91.17	35.36	13.84	30.38	100	74	A	H
		7419	50.98	-3.02	54	30.74	36.49	14.73	30.98	100	74	A	H
													H
													H
													H
	*	6535	118.62	-	-	99.8	35.36	13.84	30.38	300	324	P	V
	*	6535	110.35	-	-	91.53	35.36	13.84	30.38	300	324	A	V
		7461	51.01	-2.99	54	30.89	36.36	14.77	31.01	300	324	A	V
													V
													V
													V
802.11a CH 149 6695MHz	*	6695	117.72	-	-	98.3	35.93	13.98	30.49	100	72	P	H
	*	6695	109	-	-	89.58	35.93	13.98	30.49	100	72	A	H
		7391	50.92	-3.08	54	30.6	36.58	14.7	30.96	100	72	A	H
													H
													H
													H
	*	6695	116.62	-	-	97.2	35.93	13.98	30.49	300	325	P	V
	*	6695	108.41	-	-	88.99	35.93	13.98	30.49	300	325	A	V
		7384	50.85	-3.15	54	30.53	36.59	14.69	30.96	300	325	A	V
													V
													V
													V

WIFI Ant. 4+2	Note	Frequency (MHz)	Level (dBμV/m)	Margin (dB)	Limit Line (dBμV/m)	Read Level (dBμV)	Antenna Factor (dB/m)	Path Loss (dB)	Preamp Factor (dB)	Ant Pos (cm)	Table Pos (deg)	Peak Avg. (P/A)	Pol. (H/V)
802.11a CH 181 6855MHz	*	6855	109.18	-	-	89.77	35.88	14.14	30.61	228	77	P	H
	*	6855	100.11	-	-	80.7	35.88	14.14	30.61	228	77	A	H
		7405	51.37	-2.63	54	31.08	36.55	14.71	30.97	228	77	A	H
		7204.44	60.02	-28.18	88.2	39.55	36.85	14.48	30.86	228	77	P	H
		7163.49	50.43	-17.77	68.2	30.08	36.73	14.44	30.82	228	77	A	H
													H
	*	6855	108.34	-	-	88.93	35.88	14.14	30.61	400	81	P	V
	*	6855	99.88	-	-	80.47	35.88	14.14	30.61	400	81	A	V
		7384	51.3	-2.7	54	30.98	36.59	14.69	30.96	400	81	A	V
		7196.25	60.06	-28.14	88.2	39.62	36.83	14.47	30.86	400	81	P	V
		7158.42	50.37	-17.83	68.2	30.03	36.72	14.44	30.82	400	81	A	V
													V
Remark	1. No other spurious found. 2. All results are PASS against Peak and Average limit line.												

Band 7 - 6525~6875MHz

WIFI 802.11a (Harmonic @ 3m)

WIFI Ant. 4+2	Note	Frequency (MHz)	Level (dBμV/m)	Margin (dB)	Limit Line (dBμV/m)	Read Level (dBμV)	Antenna Factor (dB/m)	Path Loss (dB)	Preamp Factor (dB)	Ant Pos (cm)	Table Pos (deg)	Peak Avg. (P/A)	Pol. (H/V)
802.11a CH 117 6535MHz		13070	52.45	-35.75	88.2	59.83	39.73	19.94	67.05	400	255	P	H
		13070	43.48	-24.72	68.2	50.86	39.73	19.94	67.05	400	255	A	H
		19605	41.24	-32.76	74	42.46	37.86	14.92	54	400	285	P	H
		19605	31.91	-22.09	54	33.13	37.86	14.92	54	400	285	A	H
		26140	49.83	-38.37	88.2	43.43	38.9	20.17	52.67	400	123	P	H
		26140	40.21	-27.99	68.2	33.81	38.9	20.17	52.67	400	123	A	H
													H
													H
													H
													H
													H
													H
		13070	59.64	-28.56	88.2	67.02	39.73	19.94	67.05	304	278	P	V
		13070	50.06	-18.14	68.2	57.44	39.73	19.94	67.05	304	278	A	V
		19605	49.76	-24.24	74	51.09	37.75	14.92	54	290	275	P	V
		19605	40.43	-13.57	54	41.76	37.75	14.92	54	290	275	A	V
		26140	57.94	-30.26	88.2	51.44	39	20.17	52.67	288	66	P	V
		26140	57.94	-10.26	68.2	51.44	39	20.17	52.67	288	66	A	V
													V
													V
													V
													V
													V
													V

WIFI Ant. 4+2	Note	Frequency (MHz)	Level (dBµV/m)	Margin (dB)	Limit Line (dBµV/m)	Read Level (dBµV)	Antenna Factor (dB/m)	Path Loss (dB)	Preamp Factor (dB)	Ant Pos (cm)	Table Pos (deg)	Peak Avg. (P/A)	Pol. (H/V)
802.11a CH 149 6695MHz		13390	57.34	-16.66	74	63.87	40.38	20.21	67.12	400	340	P	H
		13390	47.79	-6.21	54	54.32	40.38	20.21	67.12	400	340	A	H
		20085	43.4	-30.6	74	44.08	37.95	15.19	53.82	284	212	P	H
		20085	33.81	-20.19	54	34.49	37.95	15.19	53.82	284	212	A	H
		26780	44.37	-43.83	88.2	37.08	40.06	20.25	53.02	400	88	P	H
		26780	35.25	-32.95	68.2	27.96	40.06	20.25	53.02	400	88	A	H
													H
													H
													H
													H
													H
													H
		13390	63.44	-10.56	74	69.97	40.38	20.21	67.12	296	276	P	V
		13390	53.3	-0.7	54	59.83	40.38	20.21	67.12	296	276	A	V
		20085	52.61	-21.39	74	53.62	37.62	15.19	53.82	292	266	P	V
		20085	42.27	-11.73	54	43.28	37.62	15.19	53.82	292	266	A	V
		26780	49.61	-38.59	88.2	42.23	40.15	20.25	53.02	270	0	P	V
		26780	42.62	-25.58	68.2	35.24	40.15	20.25	53.02	270	0	A	V
													V
													V
													V
													V
													V
													V

WIFI Ant. 4+2	Note	Frequency (MHz)	Level (dBμV/m)	Margin (dB)	Limit Line (dBμV/m)	Read Level (dBμV)	Antenna Factor (dB/m)	Path Loss (dB)	Preamp Factor (dB)	Ant Pos (cm)	Table Pos (deg)	Peak Avg. (P/A)	Pol. (H/V)
802.11a CH 181 6855MHz		13710	62.17	-26.03	88.2	68.88	40.74	20.48	67.93	300	105	P	H
		13710	53.43	-14.77	68.2	60.14	40.74	20.48	67.93	300	105	A	H
		20565	49.98	-24.02	74	49.6	38.09	15.63	53.34	338	360	P	H
		20565	40.32	-13.68	54	39.94	38.09	15.63	53.34	338	360	A	H
		27420	44.14	-44.06	88.2	37.71	39.26	20.33	53.16	306	65	P	H
		27420	35.25	-32.95	68.2	28.82	39.26	20.33	53.16	306	65	A	H
		34275	44.18	-44.02	88.2	35.73	40.93	23.7	56.18	400	73	P	H
		34275	34.12	-34.08	68.2	25.67	40.93	23.7	56.18	400	73	A	H
													H
													H
													H
													H
		13710	68.41	-19.79	88.2	75.12	40.74	20.48	67.93	289	297	P	V
		13710	57.72	-10.48	68.2	64.43	40.74	20.48	67.93	289	297	A	V
		20565	56.87	-17.13	74	56.76	37.82	15.63	53.34	287	266	P	V
		20565	47.66	-6.34	54	47.55	37.82	15.63	53.34	287	266	A	V
		27420	52.46	-35.74	88.2	46	39.29	20.33	53.16	269	0	P	V
		27420	40.34	-27.86	68.2	33.88	39.29	20.33	53.16	269	0	A	V
		34275	48.86	-39.34	88.2	40.23	41.11	23.7	56.18	322	125	P	V
		34275	39.56	-28.64	68.2	30.93	41.11	23.7	56.18	322	125	A	V
													V
													V
													V
													V

Remark

1. No other spurious found.
2. All results are PASS against Peak and Average limit line.

Band 7 - 6525~6875MHz

WIFI 802.11be EHT20 Full (Band Edge @ 3m)

WIFI Ant. 4+2	Note	Frequency (MHz)	Level (dBμV/m)	Margin (dB)	Limit Line (dBμV/m)	Read Level (dBμV)	Antenna Factor (dB/m)	Path Loss (dB)	Preamp Factor (dB)	Ant Pos (cm)	Table Pos (deg)	Peak Avg. (P/A)	Pol. (H/V)
	*	6535	117.44	-	-	98.62	35.36	13.84	30.38	100	73	P	H
	*	6535	108.71	-	-	89.89	35.36	13.84	30.38	100	73	A	H
		7720	50.94	-3.06	54	30.57	36.51	15	31.14	100	73	A	H
													H
802.11be													H
EHT20 Full													H
CH 117	*	6535	119.62	-	-	100.8	35.36	13.84	30.38	300	323	P	V
6535MHz	*	6535	109.46	-	-	90.64	35.36	13.84	30.38	300	323	A	V
		7377	50.82	-3.18	54	30.49	36.61	14.68	30.96	300	323	A	V
													V
													V
													V
	*	6695	118.35	-	-	98.93	35.93	13.98	30.49	100	72	P	H
	*	6695	108.53	-	-	89.11	35.93	13.98	30.49	100	72	A	H
		7419	50.95	-3.05	54	30.71	36.49	14.73	30.98	100	72	A	H
													H
802.11be													H
EHT20 Full													H
CH 149	*	6695	117.69	-	-	98.27	35.93	13.98	30.49	300	326	P	V
6695MHz	*	6695	108.34	-	-	88.92	35.93	13.98	30.49	300	326	A	V
		7398	50.86	-3.14	54	30.55	36.57	14.71	30.97	300	326	A	V
													V
													V
													V

WIFI Ant. 4+2	Note	Frequency (MHz)	Level (dBµV/m)	Margin (dB)	Limit Line (dBµV/m)	Read Level (dBµV)	Antenna Factor (dB/m)	Path Loss (dB)	Preamp Factor (dB)	Ant Pos (cm)	Table Pos (deg)	Peak Avg. (P/A)	Pol. (H/V)
802.11be EHT20 Full CH 181 6855MHz	*	6855	107.84	-	-	88.43	35.88	14.14	30.61	400	78	P	H
	*	6855	98.91	-	-	79.5	35.88	14.14	30.61	400	78	A	H
		7734	51.29	-2.71	54	30.86	36.56	15.01	31.14	400	78	A	H
		7125	60.27	-27.93	88.2	40.08	36.57	14.41	30.79	400	78	P	H
		7167	50.33	-17.87	68.2	29.98	36.74	14.44	30.83	400	78	A	H
													H
	*	6855	107.29	-	-	87.88	35.88	14.14	30.61	400	80	P	V
	*	6855	98.79	-	-	79.38	35.88	14.14	30.61	400	80	A	V
		7447	51.31	-2.69	54	31.18	36.38	14.75	31	400	80	A	V
		7125.66	60.46	-27.74	88.2	40.26	36.58	14.41	30.79	400	80	P	V
		7158.03	50.33	-17.87	68.2	29.99	36.72	14.44	30.82	400	80	A	V
													V
Remark	1. No other spurious found. 2. All results are PASS against Peak and Average limit line.												

Band 7 - 6525~6875MHz

WIFI 802.11be EHT20 Full (Harmonic @ 3m)

WIFI Ant. 4+2	Note	Frequency (MHz)	Level (dBµV/m)	Margin (dB)	Limit Line (dBµV/m)	Read Level (dBµV)	Antenna Factor (dB/m)	Path Loss (dB)	Preamp Factor (dB)	Ant Pos (cm)	Table Pos (deg)	Peak Avg. (P/A)	Pol. (H/V)
		13070	52.45	-35.75	88.2	59.83	39.73	19.94	67.05	383	289	P	H
		13070	44.16	-24.04	68.2	51.54	39.73	19.94	67.05	383	289	A	H
		19605	41.5	-32.5	74	42.72	37.86	14.92	54	400	285	P	H
		19605	31.95	-22.05	54	33.17	37.86	14.92	54	400	285	A	H
		26140	50.24	-37.96	88.2	43.84	38.9	20.17	52.67	400	122	P	H
		26140	39.96	-28.24	68.2	33.56	38.9	20.17	52.67	400	122	A	H
													H
													H
													H
													H
802.11be													H
EHT20 Full													H
CH 117		13070	58.54	-29.66	88.2	65.92	39.73	19.94	67.05	287	276	P	V
6535MHz		13070	49.85	-18.35	68.2	57.23	39.73	19.94	67.05	287	276	A	V
		19605	50.12	-23.88	74	51.45	37.75	14.92	54	291	274	P	V
		19605	39.78	-14.22	54	41.11	37.75	14.92	54	291	274	A	V
		26140	59.07	-29.13	88.2	52.57	39	20.17	52.67	288	66	P	V
		26140	48.43	-19.77	68.2	41.93	39	20.17	52.67	288	66	A	V
													V
													V
													V
													V
													V
													V

WIFI Ant. 4+2	Note	Frequency (MHz)	Level (dBµV/m)	Margin (dB)	Limit Line (dBµV/m)	Read Level (dBµV)	Antenna Factor (dB/m)	Path Loss (dB)	Preamp Factor (dB)	Ant Pos (cm)	Table Pos (deg)	Peak Avg. (P/A)	Pol. (H/V)
		13390	56.92	-17.08	74	63.45	40.38	20.21	67.12	400	341	P	H
		13390	46.84	-7.16	54	53.37	40.38	20.21	67.12	400	341	A	H
		20085	42.01	-31.99	74	42.69	37.95	15.19	53.82	400	269	P	H
		20085	32.5	-21.5	54	33.18	37.95	15.19	53.82	400	269	A	N
		26780	42.99	-45.21	88.2	35.7	40.06	20.25	53.02	400	114	P	H
													H
													H
													H
													H
													H
802.11be													H
EHT20 Full													H
CH 149		26780	35.92	-32.28	68.2	28.63	40.06	20.25	53.02	400	114	A	H
6695MHz		13390	64.86	-9.14	74	71.39	40.38	20.21	67.12	295	275	P	V
		13390	51.9	-2.1	54	58.43	40.38	20.21	67.12	295	275	A	V
		20085	50.09	-23.91	74	51.1	37.62	15.19	53.82	292	165	P	V
		20085	41.33	-12.67	54	42.34	37.62	15.19	53.82	292	165	A	V
		26780	47.68	-40.52	88.2	40.3	40.15	20.25	53.02	268	0	P	V
													V
													V
													V
													V
													V
													V

WIFI Ant. 4+2	Note	Frequency (MHz)	Level (dBμV/m)	Margin (dB)	Limit Line (dBμV/m)	Read Level (dBμV)	Antenna Factor (dB/m)	Path Loss (dB)	Preamp Factor (dB)	Ant Pos (cm)	Table Pos (deg)	Peak Avg. (P/A)	Pol. (H/V)
		13710	61.68	-26.52	88.2	68.39	40.74	20.48	67.93	400	25	P	H
		13710	52.41	-15.79	68.2	59.12	40.74	20.48	67.93	400	25	A	H
		20565	50.06	-23.94	74	49.68	38.09	15.63	53.34	328	360	P	H
		20565	39.56	-14.44	54	39.18	38.09	15.63	53.34	328	360	A	H
		27420	43.04	-45.16	88.2	36.61	39.26	20.33	53.16	324	293	P	H
		27420	33.55	-34.65	68.2	27.12	39.26	20.33	53.16	324	293	A	H
													H
													H
													H
													H
802.11be													H
EHT20 Full													H
CH 181		13710	66.59	-21.61	88.2	73.3	40.74	20.48	67.93	300	298	P	V
6855MHz		13710	57.02	-11.18	68.2	63.73	40.74	20.48	67.93	300	298	A	V
		20565	56.98	-17.02	74	56.87	37.82	15.63	53.34	293	265	P	V
		20565	46.78	-7.22	54	46.67	37.82	15.63	53.34	293	265	A	V
		27420	50.26	-37.94	88.2	43.8	39.29	20.33	53.16	295	350	P	V
		27420	40.06	-28.14	68.2	33.6	39.29	20.33	53.16	295	350	A	V
													V
													V
													V
													V
													V
													V
Remark	1. No other spurious found. 2. All results are PASS against Peak and Average limit line.												

Band 7 - 6525~6875MHz

WIFI 802.11be EHT40 Full (Band Edge @ 3m)

WIFI Ant. 4+2	Note	Frequency (MHz)	Level (dBµV/m)	Margin (dB)	Limit Line (dBµV/m)	Read Level (dBµV)	Antenna Factor (dB/m)	Path Loss (dB)	Preamp Factor (dB)	Ant Pos (cm)	Table Pos (deg)	Peak Avg. (P/A)	Pol. (H/V)
	*	6565	116.31	-	-	97.3	35.55	13.86	30.4	100	72	P	H
	*	6565	106.43	-	-	87.42	35.55	13.86	30.4	100	72	A	H
		7713	50.93	-3.07	54	30.59	36.49	14.99	31.14	100	72	A	H
													H
802.11be													H
EHT40 Full													H
CH 123	*	6565	116.11	-	-	97.1	35.55	13.86	30.4	300	325	P	V
6565MHz	*	6565	106.8	-	-	87.79	35.55	13.86	30.4	300	325	A	V
		7720	50.81	-3.19	54	30.44	36.51	15	31.14	300	325	A	V
													V
													V
													V
	*	6685	115.3	-	-	95.87	35.94	13.97	30.48	100	70	P	H
	*	6685	105.26	-	-	85.83	35.94	13.97	30.48	100	70	A	H
		7727	50.83	-3.17	54	30.44	36.53	15	31.14	100	70	A	H
													H
802.11be													H
EHT40 Full													H
CH 147	*	6685	113.92	-	-	94.49	35.94	13.97	30.48	300	325	P	V
6685MHz	*	6685	104.67	-	-	85.24	35.94	13.97	30.48	300	325	A	V
		7734	50.9	-3.1	54	30.47	36.56	15.01	31.14	300	325	A	V
													V
													V
													V

WIFI Ant. 4+2	Note	Frequency (MHz)	Level (dBμV/m)	Margin (dB)	Limit Line (dBμV/m)	Read Level (dBμV)	Antenna Factor (dB/m)	Path Loss (dB)	Preamp Factor (dB)	Ant Pos (cm)	Table Pos (deg)	Peak Avg. (P/A)	Pol. (H/V)
802.11be EHT40 Full CH 179 6845MHz	*	6845	107.53	-	-	88.12	35.89	14.13	30.61	400	72	P	H
	*	6845	95.33	-	-	75.92	35.89	14.13	30.61	400	72	A	H
		7748	50.9	-3.1	54	30.43	36.6	15.02	31.15	400	72	A	H
		7238.7	59.79	-28.41	88.2	39.27	36.89	14.52	30.89	400	72	P	H
		7158.06	50.78	-17.42	68.2	30.44	36.72	14.44	30.82	400	72	A	H
													H
	*	6845	105.57	-	-	86.16	35.89	14.13	30.61	100	73	P	V
	*	6845	95.91	-	-	76.5	35.89	14.13	30.61	100	73	A	V
		7748	50.85	-3.15	54	30.38	36.6	15.02	31.15	100	73	A	V
		7137.9	59.57	-28.63	88.2	39.32	36.63	14.42	30.8	100	73	P	V
		7168.14	50.71	-17.49	68.2	30.35	36.75	14.44	30.83	100	73	A	V
													V
Remark	1. No other spurious found. 2. All results are PASS against Peak and Average limit line.												

Band 7 - 6525~6875MHz

WIFI 802.11be EHT40 Full (Harmonic @ 3m)

WIFI Ant. 4+2	Note	Frequency (MHz)	Level (dBμV/m)	Margin (dB)	Limit Line (dBμV/m)	Read Level (dBμV)	Antenna Factor (dB/m)	Path Loss (dB)	Preamp Factor (dB)	Ant Pos (cm)	Table Pos (deg)	Peak Avg. (P/A)	Pol. (H/V)
		13130	47.47	-40.73	88.2	54.82	39.73	19.99	67.07	-	-	P	H
		19695	40.24	-33.76	74	41.19	37.95	15.13	54.03	326	1	P	H
		19695	30.82	-23.18	54	31.77	37.95	15.13	54.03	326	1	A	H
		26260	47.98	-40.22	88.2	42.01	38.93	19.76	52.72	400	113	P	H
		26260	39.33	-28.87	68.2	33.36	38.93	19.76	52.72	400	113	A	H
													H
													H
													H
													H
													H
802.11be													H
EHT40 Full													H
CH 123		13130	55.24	-32.96	88.2	62.59	39.73	19.99	67.07	389	270	P	V
6565MHz		13130	46.85	-21.35	68.2	54.2	39.73	19.99	67.07	389	270	A	V
		19695	50.69	-23.31	74	51.76	37.83	15.13	54.03	294	274	P	V
		19695	40.53	-13.47	54	41.6	37.83	15.13	54.03	294	274	A	V
		26260	57.17	-31.03	88.2	51.13	39	19.76	52.72	292	69	P	V
		26260	45.74	-22.46	68.2	39.7	39	19.76	52.72	292	69	A	V
													V
													V
													V
													V
													V
													V

WIFI Ant. 4+2	Note	Frequency (MHz)	Level (dBµV/m)	Margin (dB)	Limit Line (dBµV/m)	Read Level (dBµV)	Antenna Factor (dB/m)	Path Loss (dB)	Preamp Factor (dB)	Ant Pos (cm)	Table Pos (deg)	Peak Avg. (P/A)	Pol. (H/V)
		13370	47.95	-26.05	74	54.58	40.28	20.19	67.1	-	-	P	H
		20055	41.29	-32.71	74	41.99	37.98	15.2	53.88	400	321	P	H
		20055	32.25	-21.75	54	32.95	37.98	15.2	53.88	400	321	A	H
		26740	43.8	-44.4	88.2	37.21	39.87	19.63	52.91	400	114	P	H
		26740	36.28	-31.92	68.2	29.69	39.87	19.63	52.91	400	114	A	H
													H
													H
													H
													H
													H
802.11be													H
EHT40 Full													H
CH 147		13370	56.99	-17.01	74	63.62	40.28	20.19	67.1	312	274	P	V
6685MHz		13370	48.7	-5.3	54	55.33	40.28	20.19	67.1	312	274	A	V
		20055	49.93	-24.07	74	50.93	37.68	15.2	53.88	288	265	P	V
		20055	39.65	-14.35	54	40.65	37.68	15.2	53.88	288	265	A	V
		26740	47.71	-40.49	88.2	41.05	39.94	19.63	52.91	276	0	P	V
		26740	42.93	-25.27	68.2	36.27	39.94	19.63	52.91	276	0	A	V
													V
													V
													V
													V
													V
													V

WIFI Ant. 4+2	Note	Frequency (MHz)	Level (dBµV/m)	Margin (dB)	Limit Line (dBµV/m)	Read Level (dBµV)	Antenna Factor (dB/m)	Path Loss (dB)	Preamp Factor (dB)	Ant Pos (cm)	Table Pos (deg)	Peak Avg. (P/A)	Pol. (H/V)
		13690	57.41	-30.79	88.2	64.13	40.77	20.46	67.95	400	25	P	H
		13690	49.42	-18.78	68.2	56.14	40.77	20.46	67.95	400	25	A	H
		20535	50.5	-23.5	74	49.96	38.09	15.78	53.33	337	2	P	H
		20535	39.15	-34.85	74	38.61	38.09	15.78	53.33	337	2	A	H
		27380	43.74	-44.46	88.2	37.83	39.27	19.82	53.18	333	315	P	H
		27380	36.54	-51.66	88.2	30.63	39.27	19.82	53.18	333	315	A	H
													H
													H
													H
													H
802.11be													H
EHT40 Full													H
CH 179		13690	63.84	-24.36	88.2	70.56	40.77	20.46	67.95	288	298	P	V
6845MHz		13690	54.93	-13.27	68.2	61.65	40.77	20.46	67.95	288	298	A	V
		20535	58.33	-15.67	74	58.09	37.79	15.78	53.33	299	265	P	V
		20535	48.45	-25.55	74	48.21	37.79	15.78	53.33	299	265	A	V
		27380	47.7	-40.5	88.2	41.77	39.29	19.82	53.18	299	0	P	V
		27380	44.93	-43.27	88.2	39	39.29	19.82	53.18	299	0	A	V
													V
													V
													V
													V
													V
													V

Remark

1. No other spurious found.
2. All results are PASS against Peak and Average limit line.
3. The emission position marked as "-" means no suspected emission found with sufficient margin against limit line or noise floor only.

Band 7 - 6525~6875MHz

WIFI 802.11be EHT80 Full (Band Edge @ 3m)

WIFI Ant. 4+2	Note	Frequency (MHz)	Level (dBμV/m)	Margin (dB)	Limit Line (dBμV/m)	Read Level (dBμV)	Antenna Factor (dB/m)	Path Loss (dB)	Preamp Factor (dB)	Ant Pos (cm)	Table Pos (deg)	Peak Avg. (P/A)	Pol. (H/V)
	*	6545	113.22	-	-	94.36	35.41	13.84	30.39	100	73	P	H
	*	6545	103.15	-	-	84.29	35.41	13.84	30.39	100	73	A	H
		7384	50.85	-3.15	54	30.53	36.59	14.69	30.96	100	73	A	H
													H
802.11be													H
EHT80 Full													H
CH 119	*	6545	114.58	-	-	95.72	35.41	13.84	30.39	300	324	P	V
6545MHz	*	6545	103.76	-	-	84.9	35.41	13.84	30.39	300	324	A	V
		7440	50.76	-3.24	54	30.59	36.41	14.75	30.99	300	324	A	V
													V
													V
													V
	*	6625	113.35	-	-	94.01	35.89	13.9	30.45	100	72	P	H
	*	6625	103.52	-	-	84.18	35.89	13.9	30.45	100	72	A	H
		7720	51.05	-2.95	54	30.68	36.51	15	31.14	100	72	A	H
													H
802.11be													H
EHT80 Full													H
CH 135	*	6625	113.83	-	-	94.49	35.89	13.9	30.45	300	326	P	V
6625MHz	*	6625	103.71	-	-	84.37	35.89	13.9	30.45	300	326	A	V
		7349	50.89	-3.11	54	30.52	36.66	14.65	30.94	300	326	A	V
													V
													V
													V

WIFI Ant. 4+2	Note	Frequency (MHz)	Level (dBμV/m)	Margin (dB)	Limit Line (dBμV/m)	Read Level (dBμV)	Antenna Factor (dB/m)	Path Loss (dB)	Preamp Factor (dB)	Ant Pos (cm)	Table Pos (deg)	Peak Avg. (P/A)	Pol. (H/V)
802.11be EHT80 Full CH 151 6705MHz	*	6705	112.45	24.25	88.2	93.02	35.94	13.98	30.49	250	68	P	H
	*	6705	103.03	34.83	68.2	83.6	35.94	13.98	30.49	250	68	A	H
		7741	50.72	-3.28	54	30.28	36.58	15.01	31.15	250	68	A	H
													H
													H
													H
	*	6705	112.96	-	-	93.53	35.94	13.98	30.49	250	330	P	V
	*	6705	102.31	-	-	82.88	35.94	13.98	30.49	250	330	A	V
		7713	50.97	-3.03	54	30.63	36.49	14.99	31.14	250	330	A	V
													V
													V
													V
802.11be EHT80 Full CH 167 6785MHz	*	6785	104.61	-	-	85.18	35.94	14.06	30.57	400	74	P	H
	*	6785	95.59	-	-	76.16	35.94	14.06	30.57	400	74	A	H
		7755	51.67	-16.53	68.2	31.17	36.63	15.02	31.15	400	74	A	H
		7130	60.7	-27.5	88.2	40.48	36.6	14.41	30.79	400	74	P	H
		7168	50.31	-17.89	68.2	29.95	36.75	14.44	30.83	400	74	A	H
													H
	*	6785	106.71	-	-	87.28	35.94	14.06	30.57	300	71	P	V
	*	6785	95.56	-	-	76.13	35.94	14.06	30.57	300	71	A	V
		7734	51.25	-2.75	54	30.82	36.56	15.01	31.14	300	71	A	V
		7197.5	60.65	-27.55	88.2	40.2	36.84	14.47	30.86	300	71	P	V
		7183	50.31	-17.89	68.2	29.9	36.79	14.46	30.84	300	71	A	V
													V

Remark

1. No other spurious found.
2. All results are PASS against Peak and Average limit line.

Band 7 - 6525~6875MHz

WIFI 802.11be EHT80 Full (Harmonic @ 3m)

WIFI Ant. 4+2	Note	Frequency (MHz)	Level (dBµV/m)	Margin (dB)	Limit Line (dBµV/m)	Read Level (dBµV)	Antenna Factor (dB/m)	Path Loss (dB)	Preamp Factor (dB)	Ant Pos (cm)	Table Pos (deg)	Peak Avg. (P/A)	Pol. (H/V)
		13090	47.92	-40.28	88.2	55.29	39.73	19.96	67.06	-	-	P	H
		19635	36.71	-37.29	74	37.7	37.89	15.13	54.01	-	-	P	H
		26180	48.28	-39.92	88.2	42.26	38.91	19.79	52.68	400	121	P	H
		26180	38.31	-29.89	68.2	32.29	38.91	19.79	52.68	400	121	A	H
													H
													H
													H
													H
													H
													H
802.11be													H
EHT80 Full													H
CH 119		13090	51.93	-36.27	88.2	59.3	39.73	19.96	67.06	290	298	P	V
6545MHz		13090	42.44	-25.76	68.2	49.81	39.73	19.96	67.06	290	298	A	V
		19635	46.78	-27.22	74	47.88	37.78	15.13	54.01	298	274	P	V
		19635	36.26	-17.74	54	37.36	37.78	15.13	54.01	298	274	A	V
		26180	55.5	-32.7	88.2	49.4	38.99	19.79	52.68	291	66	P	V
		26180	44.14	-24.06	68.2	38.04	38.99	19.79	52.68	291	66	A	V
													V
													V
													V
													V
													V
													V

WIFI Ant. 4+2	Note	Frequency (MHz)	Level (dBµV/m)	Margin (dB)	Limit Line (dBµV/m)	Read Level (dBµV)	Antenna Factor (dB/m)	Path Loss (dB)	Preamp Factor (dB)	Ant Pos (cm)	Table Pos (deg)	Peak Avg. (P/A)	Pol. (H/V)
		13250	47.95	-26.05	74	55.08	39.86	20.09	67.08	-	-	P	H
		19875	39.07	-34.93	74	40.05	37.93	15.13	54.04	333	124	P	H
		19875	29.19	-24.81	54	30.17	37.93	15.13	54.04	333	124	A	H
		26500	41.94	-46.26	88.2	35.81	39.14	19.7	52.71	-	-	P	H
													H
													H
													H
													H
													H
													H
802.11be													H
EHT80 Full													H
CH 135		13250	55.52	-18.48	74	62.65	39.86	20.09	67.08	400	25	P	V
6625MHz		13250	45.47	-8.53	54	52.6	39.86	20.09	67.08	400	25	A	V
		19875	44.35	-29.65	74	45.5	37.76	15.13	54.04	296	277	P	V
		19875	35.03	-18.97	54	36.18	37.76	15.13	54.04	296	277	A	V
		26500	46.22	-41.98	88.2	40.07	39.16	19.7	52.71	275	0	P	V
		26500	42.32	-25.88	68.2	36.17	39.16	19.7	52.71	275	0	A	V
													V
													V
													V
													V
													V
													V

WIFI Ant. 4+2	Note	Frequency (MHz)	Level (dBµV/m)	Margin (dB)	Limit Line (dBµV/m)	Read Level (dBµV)	Antenna Factor (dB/m)	Path Loss (dB)	Preamp Factor (dB)	Ant Pos (cm)	Table Pos (deg)	Peak Avg. (P/A)	Pol. (H/V)
		12870	47.85	-40.35	88.2	56.14	39.73	19.76	67.78	-	-	P	H
		20115	37.77	-36.23	74	38.34	37.95	15.27	53.79	-	-	P	H
		26820	41.62	-46.58	88.2	35.07	40.01	19.6	53.06	-	-	P	H
													H
													H
													H
													H
													H
													H
													H
802.11be													H
EHT80 Full													H
CH 151		12870	57.42	-30.78	88.2	65.71	39.73	19.76	67.78	284	260	P	V
6705MHz		12870	48.26	-19.94	68.2	56.55	39.73	19.76	67.78	284	260	A	V
		20115	48.08	-25.92	74	48.99	37.61	15.27	53.79	288	284	P	V
		20115	37.8	-16.2	54	38.71	37.61	15.27	53.79	288	284	A	V
		26820	46.64	-41.56	88.2	40	40.1	19.6	53.06	281	3	P	V
		26820	40.08	-28.12	68.2	33.44	40.1	19.6	53.06	281	3	A	V
													V
													V
													V
													V
													V
													V

WIFI Ant. 4+2	Note	Frequency (MHz)	Level (dBμV/m)	Margin (dB)	Limit Line (dBμV/m)	Read Level (dBμV)	Antenna Factor (dB/m)	Path Loss (dB)	Preamp Factor (dB)	Ant Pos (cm)	Table Pos (deg)	Peak Avg. (P/A)	Pol. (H/V)
		13570	57.52	-30.68	88.2	63.79	40.82	20.36	67.45	400	8	P	H
		13570	47.61	-20.59	68.2	53.88	40.82	20.36	67.45	400	8	A	H
		20355	43.1	-30.9	74	43.2	37.98	15.56	53.64	400	146	P	H
		20355	34.02	-19.98	54	34.12	37.98	15.56	53.64	400	146	A	H
													H
													H
													H
													H
													H
													H
802.11be													H
EHT80 Full													H
CH 167		13570	60.52	-27.68	88.2	66.79	40.82	20.36	67.45	288	296	P	V
6785MHz		13570	50.26	-17.94	68.2	56.53	40.82	20.36	67.45	288	296	A	V
		20355	48.36	-25.64	74	48.7	37.74	15.56	53.64	303	275	P	V
		20355	39.57	-14.43	54	39.91	37.74	15.56	53.64	303	275	A	V
													V
													V
													V
													V
													V
													V
													V
													V
Remark	1. No other spurious found. 2. All results are PASS against Peak and Average limit line. 3. The emission position marked as "-" means no suspected emission found with sufficient margin against limit line or noise floor only.												

Band 7 - 6525~6875MHz

WIFI 802.11be EHT160 Full (Band Edge @ 3m)

WIFI Ant. 4+2	Note	Frequency (MHz)	Level (dBμV/m)	Margin (dB)	Limit Line (dBμV/m)	Read Level (dBμV)	Antenna Factor (dB/m)	Path Loss (dB)	Preamp Factor (dB)	Ant Pos (cm)	Table Pos (deg)	Peak Avg. (P/A)	Pol. (H/V)
802.11be EHT160 Full CH 143 6665MHz	*	6665	102.73	-	-	83.3	35.96	13.94	30.47	300	74	P	H
	*	6665	92.79	-	-	73.36	35.96	13.94	30.47	300	74	A	H
		7750	51.21	-2.79	54	30.73	36.61	15.02	31.15	300	74	A	H
		7186.42	60.2	-28	88.2	39.79	36.8	14.46	30.85	300	74	P	H
		7245	56.88	-31.32	88.2	36.36	36.9	14.52	30.9	300	74	P	H
		7170.18	50.3	-17.9	68.2	29.93	36.75	14.45	30.83	300	74	A	H
	*	6665	102.97	-	-	83.54	35.96	13.94	30.47	400	71	P	V
	*	6665	92.49	-	-	73.06	35.96	13.94	30.47	400	71	A	V
		7750	51.37	-2.63	54	30.89	36.61	15.02	31.15	400	71	A	V
		7158	60.2	-28	88.2	39.86	36.72	14.44	30.82	400	71	P	V
		7245	57.15	-31.05	88.2	36.63	36.9	14.52	30.9	400	71	P	V
		7168.44	50.3	-17.9	68.2	29.94	36.75	14.44	30.83	400	71	A	V
		7245	50.14	-18.06	68.2	29.62	36.9	14.52	30.9	400	71	A	V
Remark	1. No other spurious found. 2. All results are PASS against Peak and Average limit line.												

Band 7 - 6525~6875MHz

WIFI 802.11be EHT160 Full (Harmonic @ 3m)

WIFI Ant. 4+2	Note	Frequency (MHz)	Level (dBμV/m)	Margin (dB)	Limit Line (dBμV/m)	Read Level (dBμV)	Antenna Factor (dB/m)	Path Loss (dB)	Preamp Factor (dB)	Ant Pos (cm)	Table Pos (deg)	Peak Avg. (P/A)	Pol. (H/V)
		13330	53.79	-20.21	74	60.57	40.14	20.16	67.08	400	20	P	H
		13330	41.66	-12.34	54	48.44	40.14	20.16	67.08	400	20	A	H
		19995	34.67	-39.33	74	35.51	38.02	15.13	53.99	-	-	P	H
													H
													H
													H
													H
													H
													H
													H
802.11be													H
EHT160													H
Full CH 143		13330	55.83	-18.17	74	62.61	40.14	20.16	67.08	286	274	P	V
6665MHz		13330	44.98	-9.02	54	51.76	40.14	20.16	67.08	286	274	A	V
		19995	41.91	-32.09	74	42.99	37.78	15.13	53.99	288	266	P	V
		19995	33.29	-20.71	54	34.37	37.78	15.13	53.99	288	266	A	V
													V
													V
													V
													V
													V
													V
													V
													V
Remark	1. No other spurious found. 2. All results are PASS against Peak and Average limit line. 3. The emission position marked as "-" means no suspected emission found with sufficient margin against limit line or noise floor only.												

Band 7 - 6525~6875MHz

WIFI 802.11be EHT320 Full (Band Edge @ 3m)

WIFI Ant. 4+2	Note	Frequency (MHz)	Level (dBμV/m)	Margin (dB)	Limit Line (dBμV/m)	Read Level (dBμV)	Antenna Factor (dB/m)	Path Loss (dB)	Preamp Factor (dB)	Ant Pos (cm)	Table Pos (deg)	Peak Avg. (P/A)	Pol. (H/V)
802.11be EHT320 Full CH 127 6585MHz	*	6585	91.05	-	-	71.91	35.69	13.87	30.42	300	201	P	H
	*	6585	81	-	-	61.86	35.69	13.87	30.42	300	201	A	H
		7391	51.37	-2.63	54	31.05	36.58	14.7	30.96	300	201	A	H
		7222.2	60.43	-27.77	88.2	39.94	36.87	14.5	30.88	300	201	P	H
		7255.8	60.24	-13.76	74	39.7	36.9	14.54	30.9	300	201	P	H
		7185	50.44	-17.76	68.2	30.03	36.8	14.46	30.85	300	201	A	H
		7251	50.34	-3.66	54	29.81	36.9	14.53	30.9	300	201	A	H
	*	6585	94.35	-	-	75.21	35.69	13.87	30.42	200	346	P	V
	*	6585	84.35	-	-	65.21	35.69	13.87	30.42	200	346	A	V
		7419	51.36	-2.64	54	31.12	36.49	14.73	30.98	200	346	A	V
		7134.6	60.8	-27.4	88.2	40.56	36.62	14.42	30.8	200	346	P	V
		7271.4	60.4	-13.6	74	39.85	36.9	14.56	30.91	200	346	P	V
		7159.8	50.44	-17.76	68.2	30.1	36.72	14.44	30.82	200	346	A	V
		7251	50.29	-3.71	54	29.76	36.9	14.53	30.9	200	346	A	V
Remark	1. No other spurious found. 2. All results are PASS against Peak and Average limit line.												

Band 7 - 6525~6875MHz

WIFI 802.11be EHT320 Full (Harmonic @ 3m)

WIFI Ant. 4+2	Note	Frequency (MHz)	Level (dBµV/m)	Margin (dB)	Limit Line (dBµV/m)	Read Level (dBµV)	Antenna Factor (dB/m)	Path Loss (dB)	Preamp Factor (dB)	Ant Pos (cm)	Table Pos (deg)	Peak Avg. (P/A)	Pol. (H/V)
802.11be EHT320 Full CH 127 6585MHz		13170	47.73	-40.47	88.2	55.03	39.76	20.02	67.08	-	-	P	H
		19755	36.51	-37.49	74	37.54	37.87	15.13	54.03	-	-	P	H
													H
													H
													H
													H
													H
													H
													H
													H
													H
													H
													H
		13170	51.92	-36.28	88.2	59.22	39.76	20.02	67.08	330	80	P	V
		13170	42.05	-26.15	68.2	49.35	39.76	20.02	67.08	330	80	A	V
		19755	43.53	-30.47	74	44.69	37.74	15.13	54.03	295	275	P	V
		19755	34.15	-19.85	54	35.31	37.74	15.13	54.03	295	275	A	V
													V
													V
													V
													V
													V
													V
													V
													V
Remark	1. No other spurious found. 2. All results are PASS against Peak and Average limit line. 3. The emission position marked as "-" means no suspected emission found with sufficient margin against limit line or noise floor only.												

Emission below 1GHz

WIFI 802.11a (LF @ 3m)

WIFI Ant. 4+2	Note	Frequency (MHz)	Level (dBμV/m)	Margin (dB)	Limit Line (dBμV/m)	Read Level (dBμV)	Antenna Factor (dB/m)	Path Loss (dB)	Preamp Factor (dB)	Ant Pos (cm)	Table Pos (deg)	Peak Avg. (P/A)	Pol. (H/V)
802.11a LF	1	72.3	24.17	-15.83	40	42.68	12.53	1.43	32.47	-	-	P	H
	2	115.54	30.46	-13.04	43.5	43.77	17.28	1.85	32.44	-	-	P	H
	3	298.37	30	-16	46	40.26	19.19	3.03	32.48	-	-	P	H
	4	620.743	37.31	-8.69	46	39.71	25.9	4.33	32.63	-	-	P	H
	5	730.963	35.89	-10.11	46	36.27	27.4	4.7	32.48	-	-	P	H
	6	882.265	37.8	-8.2	46	35.33	28.88	5.32	31.73	-	-	P	H
													H
													H
													H
													H
													H
													H
	1	55.38	22.37	-17.63	40	41.5	12.07	1.28	32.48	-	-	P	V
	2	105.67	32.96	-10.54	43.5	46.85	16.72	1.83	32.44	-	-	P	V
	3	299.31	24.64	-21.36	46	34.87	19.21	3.04	32.48	-	-	P	V
	4	633.268	34.53	-11.47	46	36.39	26.39	4.37	32.62	-	-	P	V
	5	731.464	36.51	-9.49	46	36.83	27.46	4.7	32.48	-	-	P	V
	6	884.269	39.26	-6.74	46	36.79	28.86	5.33	31.72	-	-	P	V
													V
													V
													V
													V
													V
													V
Remark	1. No other spurious found. 2. All results are PASS against limit line. 3. The emission position marked as "-" means no suspected emission found and emission level has at least 6dB margin against limit or emission is noise floor only.												

Note symbol

*	**Fundamental Frequency** which can be ignored. However, the level of any unwanted emissions shall not exceed the level of the fundamental frequency.
!	Test result is **Margin** line.
P/A	**P**eak or **A**verage
H/V	**H**orizontal or **V**ertical

A calculation example for radiated spurious emission is shown as below:

WIFI Ant. 4+2	Note	Frequency (MHz)	Level (dBμV/m)	Margin (dB)	Limit Line (dBμV/m)	Read Level (dBμV)	Antenna Factor (dB/m)	Path Loss (dB)	Preamp Factor (dB)	Ant Pos (cm)	Table Pos (deg)	Peak Avg. (P/A)	Pol. (H/V)
802.11a CH 01 5955MHz		5925	55.45	-32.75	88.2	54.51	32.22	4.58	35.86	103	308	P	H
		5925	43.54	-24.66	68.2	42.6	32.22	4.58	35.86	103	308	A	H

1. Path Loss(dB) = Cable loss(dB) + Filter loss(dB) + Attenuator loss(dB)
2. Level(dBμV/m) = Antenna Factor(dB/m) + Path Loss(dB) + Read Level(dBμV) - Preamp Factor(dB)
3. Margin(dB) = Level(dBμV/m) – Limit Line(dBμV/m)

For Peak Limit @ 5925MHz:

1. Level(dBμV/m)

= Antenna Factor(dB/m) + Path Loss(dB) + Read Level(dBμV) - Preamp Factor(dB)

= 32.22(dB/m) + 4.58(dB) + 54.51(dBμV) – 35.86 (dB)

= 55.45 (dBμV/m)

2. Margin(dB)

= Level(dBμV/m) – Limit Line(dBμV/m)

= 55.45(dBμV/m) – 74(dBμV/m)

= -32.75(dB)

For Average Limit @ 5925MHz:

1. Level(dBμV/m)

= Antenna Factor(dB/m) + Path Loss(dB) + Read Level(dBμV) - Preamp Factor(dB)

= 32.22(dB/m) + 4.58(dB) + 42.6(dBμV) – 35.86 (dB)

= 43.54 (dBμV/m)

2. Margin(dB) = Level(dBμV/m) – Limit Line(dBμV/m)

= 43.54(dBμV/m) – 54(dBμV/m)

= -24.66(dB)

Both peak and average measured complies with the limit line, so test result is “PASS”.

Appendix C. Radiated Spurious Emission Plots

Test Engineer :	Minh Nguyen, Thinh Hoang, Renz Roxas, Jesse Fan , Fred Tseng, and Bill Chang	Temperature :	20.5~23.8°C
		Relative Humidity :	41.5~54.8%

Band 5 - 5925~6425MHz

WIFI 802.11a (Band Edge @ 3m)

WIFI	Band 5 5925~6425MHz Band Edge @ 3m	
ANT	802.11a CH01 5955MHz	
4+2	Horizontal	Fundamental
Peak	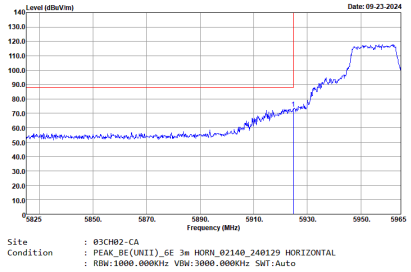	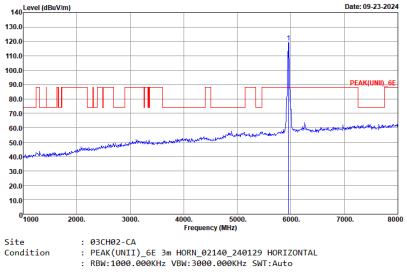
Avg.	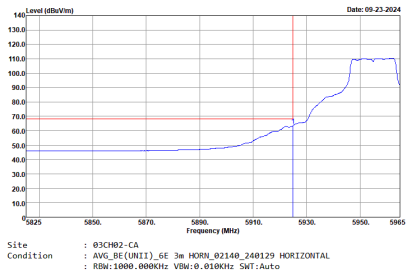	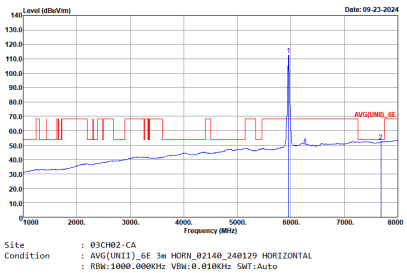

WIFI	Band 5 5925~6425MHz Band Edge @ 3m	
ANT	802.11a CH01 5955MHz	
4+2	Vertical	Fundamental
Peak	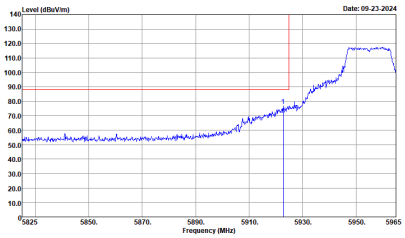 Site : 03CH02-CA Condition : PEAK_BE(UNII)_6E 3m HORN_02140_240129 VERTICAL : RBW:1000.000KHz VBW:3000.000KHz SWT:Auto	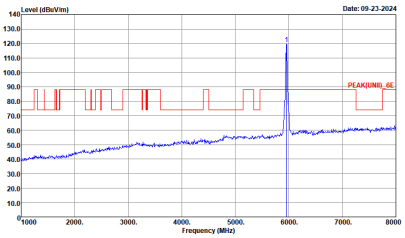 Site : 03CH02-CA Condition : PEAK(UNII)_6E 3m HORN_02140_240129 VERTICAL : RBW:1000.000KHz VBW:3000.000KHz SWT:Auto
Avg.	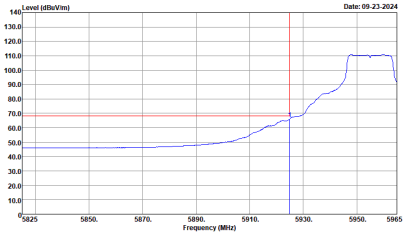 Site : 03CH02-CA Condition : AVG_BE(UNII)_6E 3m HORN_02140_240129 VERTICAL : RBW:1000.000KHz VBW:0.010KHz SWT:Auto	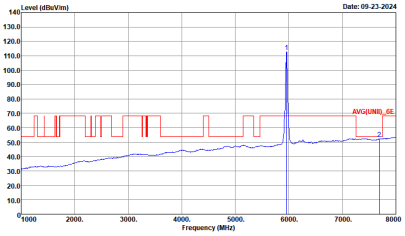 Site : 03CH02-CA Condition : AVG(UNII)_6E 3m HORN_02140_240129 VERTICAL : RBW:1000.000KHz VBW:0.010KHz SWT:Auto

WIFI	Band 5 5925~6425MHz Band Edge @ 3m	
ANT	802.11a CH45 6175MHz	
4+2	Horizontal	Vertical
Peak Avg.	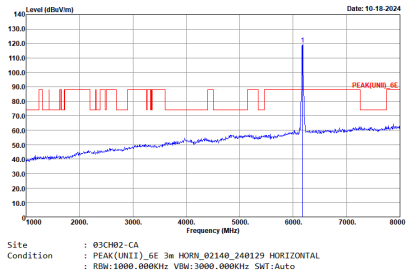	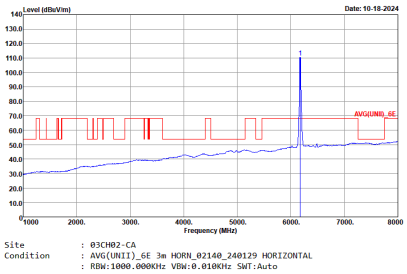

WIFI	Band 5 5925~6425MHz Band Edge @ 3m	
ANT	802.11a CH93 6415MHz	
4+2	Horizontal	Fundamental
Peak Avg.	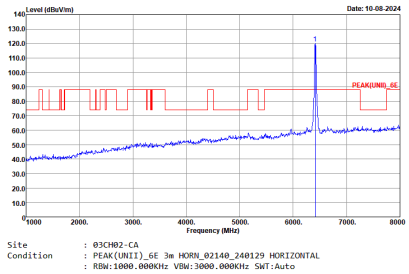	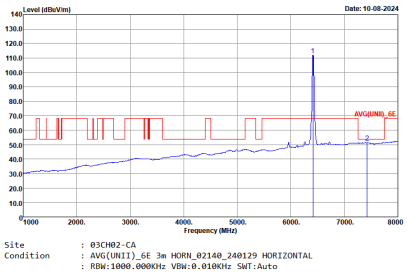

Band 5 5925~6425MHz

WIFI 802.11be EHT20 Full (Band Edge @ 3m)

WIFI	Band 5 5925~6425MHz Band Edge @ 3m	
ANT	802.11be EHT20 Full CH01 5955MHz	
4+2	Horizontal	Fundamental
Peak	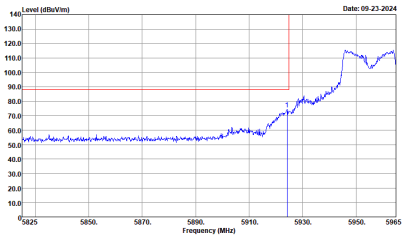 Site : 03CH02-CA Condition : PEAK_BE(UNII)_6E 3m HORN_02140_240129 HORIZONTAL : RBW:1000.000KHz VBW:3000.000KHz SWT:Auto	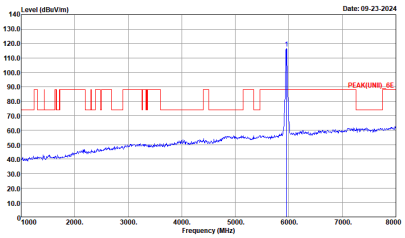 Site : 03CH02-CA Condition : PEAK(UNII)_6E 3m HORN_02140_240129 HORIZONTAL : RBW:1000.000KHz VBW:3000.000KHz SWT:Auto
Avg.	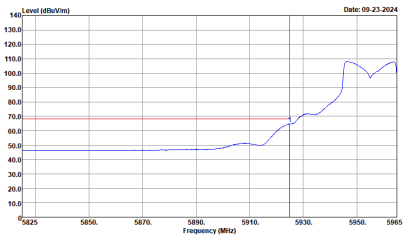 Site : 03CH02-CA Condition : AVG_BE(UNII)_6E 3m HORN_02140_240129 HORIZONTAL : RBW:1000.000KHz VBW:0.300KHz SWT:Auto	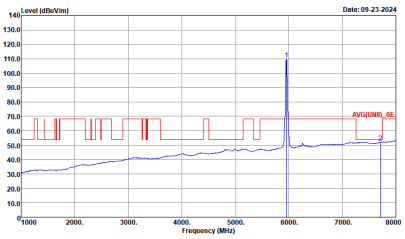 Site : 03CH02-CA Condition : AVG(UNII)_6E 3m HORN_02140_240129 HORIZONTAL : RBW:1000.000KHz VBW:0.300KHz SWT:Auto

WIFI	Band 5 5925~6425MHz Band Edge @ 3m	
ANT	802.11be EHT20 Full CH01 5955MHz	
4+2	Vertical	Fundamental
Peak	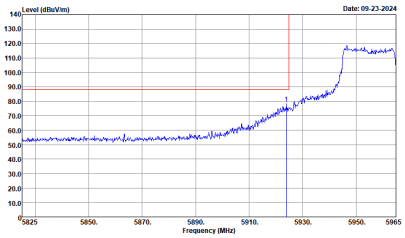 Site : 03CH02-CA Condition : PEAK_BE(UNII)_6E 3m HORN_02140_240129 VERTICAL : RBW:1000.000KHz VBW:3000.000KHz SWT:Auto	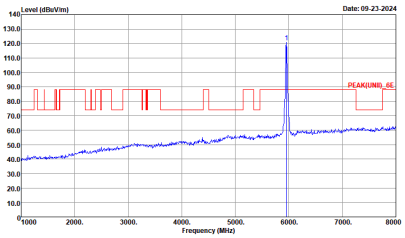 Site : 03CH02-CA Condition : PEAK(UNII)_6E 3m HORN_02140_240129 VERTICAL : RBW:1000.000KHz VBW:3000.000KHz SWT:Auto
Avg.	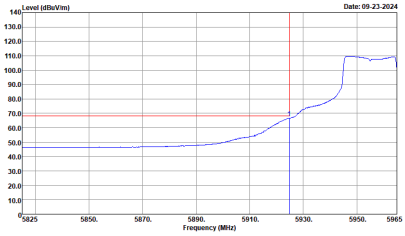 Site : 03CH02-CA Condition : AVG_BE(UNII)_6E 3m HORN_02140_240129 VERTICAL : RBW:1000.000KHz VBW:0.300KHz SWT:Auto	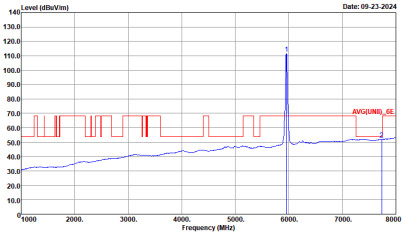 Site : 03CH02-CA Condition : AVG(UNII)_6E 3m HORN_02140_240129 VERTICAL : RBW:1000.000KHz VBW:0.300KHz SWT:Auto

WIFI	Band 5 5925~6425MHz Band Edge @ 3m	
ANT	802.11be EHT20 Full CH45 6175MHz	
4+2	Horizontal	Vertical
Peak Avg.	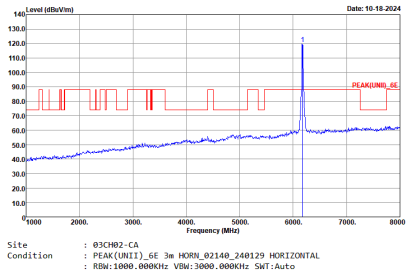	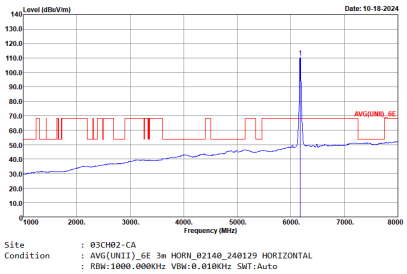

WIFI	Band 5 5925~6425MHz Band Edge @ 3m	
ANT	802.11be EHT20 Full CH93 6415MHz	
4+2	Horizontal	Vertical
Peak Avg.	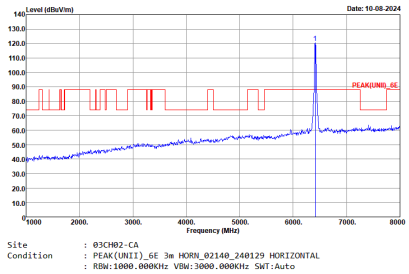	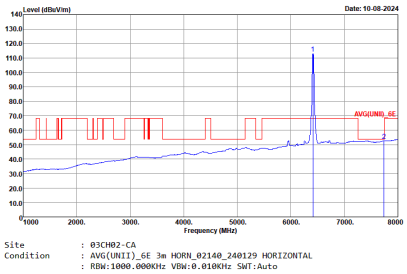

Band 5 5925~6425MHz

WIFI 802.11be EHT40 Full (Band Edge @ 3m)

WIFI	Band 5 5925~6425MHz Band Edge @ 3m	
ANT	802.11be EHT40 Full CH03 5965MHz	
4+2	Horizontal	Fundamental
Peak	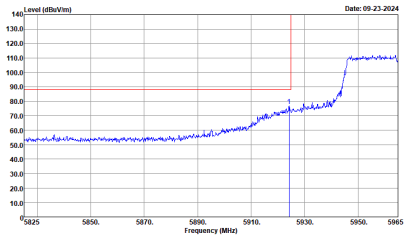 Site : 03CH02-CA Condition : PEAK_BE(UNII)_6E 3m HORN_02140_240129 HORIZONTAL : RBW:1000.000KHz VBW:3000.000KHz SWT:Auto	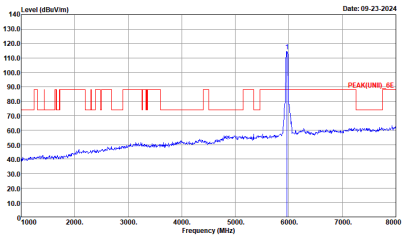 Site : 03CH02-CA Condition : PEAK(UNII)_6E 3m HORN_02140_240129 HORIZONTAL : RBW:1000.000KHz VBW:3000.000KHz SWT:Auto
Avg.	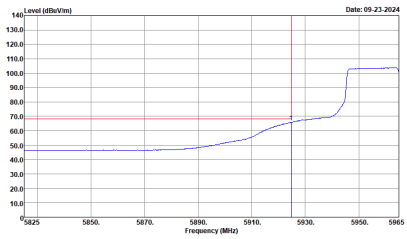 Site : 03CH02-CA Condition : AVG_BE(UNII)_6E 3m HORN_02140_240129 HORIZONTAL : RBW:1000.000KHz VBW:0.300KHz SWT:Auto	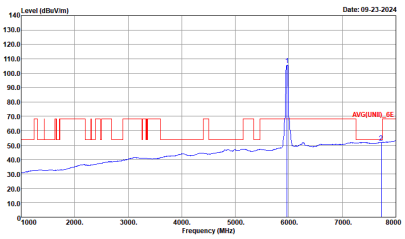 Site : 03CH02-CA Condition : AVG(UNII)_6E 3m HORN_02140_240129 HORIZONTAL : RBW:1000.000KHz VBW:0.300KHz SWT:Auto

WIFI	Band 5 5925~6425MHz Band Edge @ 3m	
ANT	802.11be EHT40 Full CH03 5965MHz	
4+2	Vertical	Fundamental
Peak	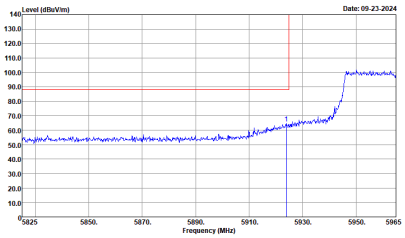 Site : 03CH02-CA Condition : PEAK_BE(UNII)_6E 3m HORN_02140_240129 VERTICAL : RBW:1000.000KHz VBW:3000.000KHz SWT:Auto	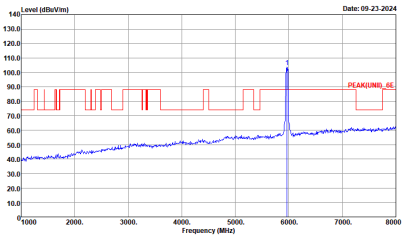 Site : 03CH02-CA Condition : PEAK(UNII)_6E 3m HORN_02140_240129 VERTICAL : RBW:1000.000KHz VBW:3000.000KHz SWT:Auto
Avg.	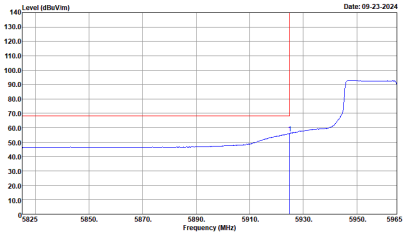 Site : 03CH02-CA Condition : AVG_BE(UNII)_6E 3m HORN_02140_240129 VERTICAL : RBW:1000.000KHz VBW:0.300KHz SWT:Auto	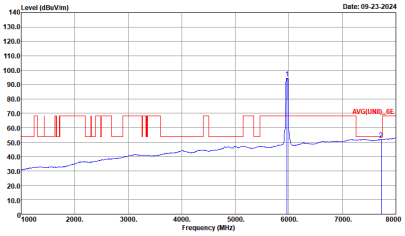 Site : 03CH02-CA Condition : AVG(UNII)_6E 3m HORN_02140_240129 VERTICAL : RBW:1000.000KHz VBW:0.300KHz SWT:Auto

WIFI	Band 5 5925~6425MHz Band Edge @ 3m	
ANT	802.11be EHT40 Full CH51 6205MHz	
4+2	Horizontal	Vertical
Peak	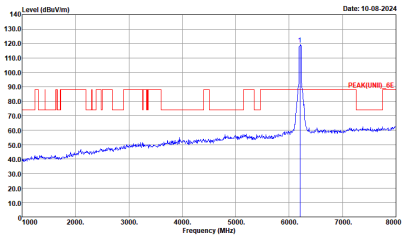 Site : 03CH02-CA Condition : PEAK(UNII)_6E 3m HORN_02140_240129 HORIZONTAL : RBW:1000.000KHz VBW:3000.000KHz SWT:Auto	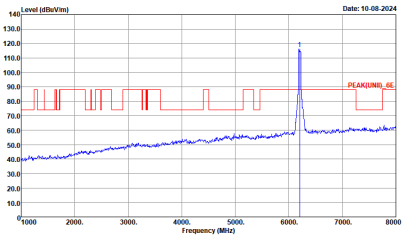 Site : 03CH02-CA Condition : PEAK(UNII)_6E 3m HORN_02140_240129 VERTICAL : RBW:1000.000KHz VBW:3000.000KHz SWT:Auto
Avg.	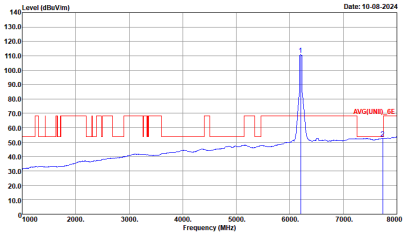 Site : 03CH02-CA Condition : AVG(UNII)_6E 3m HORN_02140_240129 HORIZONTAL : RBW:1000.000KHz VBW:0.010KHz SWT:Auto	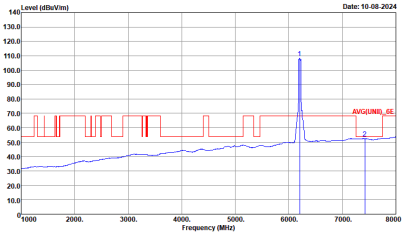 Site : 03CH02-CA Condition : AVG(UNII)_6E 3m HORN_02140_240129 VERTICAL : RBW:1000.000KHz VBW:0.010KHz SWT:Auto

WIFI	Band 5 5925~6425MHz Band Edge @ 3m	
ANT	802.11be EHT40 Full CH91 6405MHz	
4+2	Horizontal	Vertical
Peak	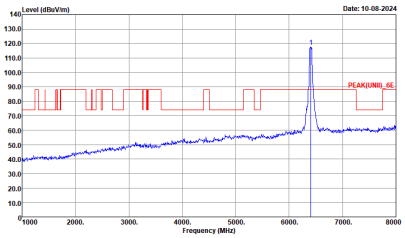 Site : 03CH02-CA Condition : PEAK(UNII)_6E 3m HORN_02140_240129 HORIZONTAL : RBW:1000.000KHz VBW:3000.000KHz SWT:Auto	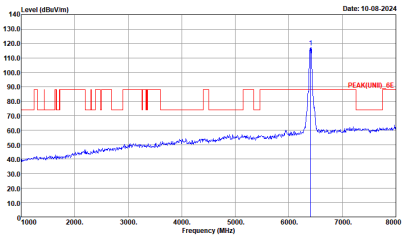 Site : 03CH02-CA Condition : PEAK(UNII)_6E 3m HORN_02140_240129 VERTICAL : RBW:1000.000KHz VBW:3000.000KHz SWT:Auto
Avg.	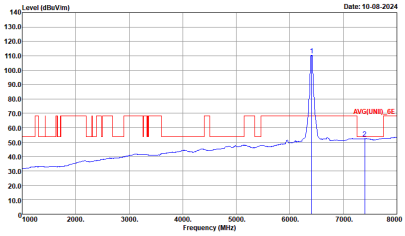 Site : 03CH02-CA Condition : AVG(UNII)_6E 3m HORN_02140_240129 HORIZONTAL : RBW:1000.000KHz VBW:0.010KHz SWT:Auto	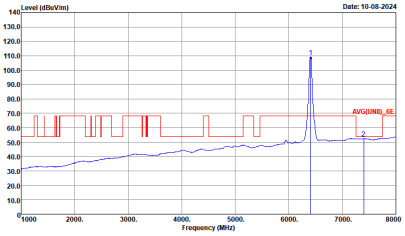 Site : 03CH02-CA Condition : AVG(UNII)_6E 3m HORN_02140_240129 VERTICAL : RBW:1000.000KHz VBW:0.010KHz SWT:Auto

Band 5 5925~6425MHz

WIFI 802.11be EHT80 Full (Band Edge @ 3m)

WIFI	Band 5 5925~6425MHz Band Edge @ 3m	
ANT	802.11be EHT80 Full CH07 5985MHz	
4+2	Horizontal	Fundamental
Peak	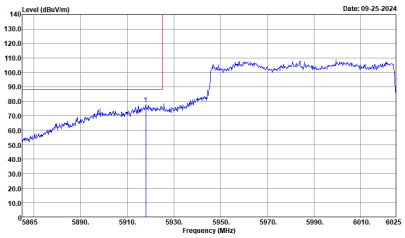 Site : 03CH02-CA Condition : PEAK_BE(UNII)_6E 3m HORN_02140_240129 HORIZONTAL : RBW:1000.000KHz VBW:3000.000KHz SWT:Auto	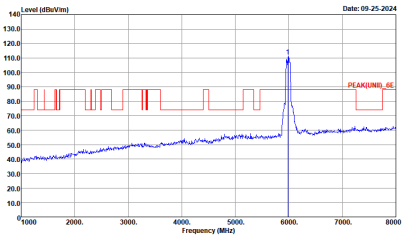 Site : 03CH02-CA Condition : PEAK(UNII)_6E 3m HORN_02140_240129 HORIZONTAL : RBW:1000.000KHz VBW:3000.000KHz SWT:Auto
Avg.	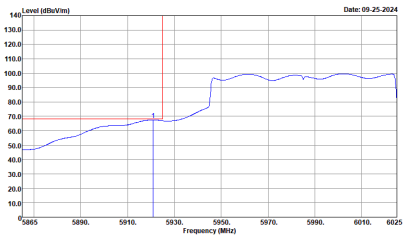 Site : 03CH02-CA Condition : AVG_BE(UNII)_6E 3m HORN_02140_240129 HORIZONTAL : RBW:1000.000KHz VBW:0.010KHz SWT:Auto	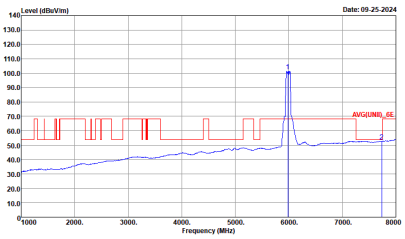 Site : 03CH02-CA Condition : AVG(UNII)_6E 3m HORN_02140_240129 HORIZONTAL : RBW:1000.000KHz VBW:0.010KHz SWT:Auto

WIFI	Band 5 5925~6425MHz Band Edge @ 3m	
ANT	802.11be EHT80 Full CH07 5985MHz	
4+2	Vertical	Fundamental
Peak	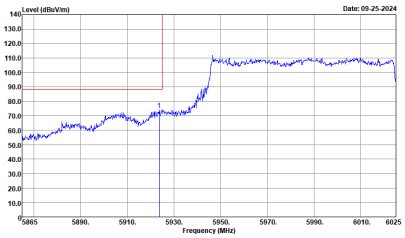 Site : 03CH02-CA Condition : PEAK_BE(UNII)_6E 3m HORN_02140_240129 VERTICAL : RBW:1000.000KHz VBW:3000.000KHz SWT:Auto	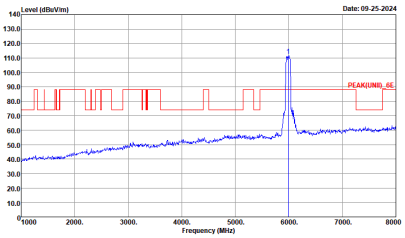 Site : 03CH02-CA Condition : PEAK(UNII)_6E 3m HORN_02140_240129 VERTICAL : RBW:1000.000KHz VBW:3000.000KHz SWT:Auto
Avg.	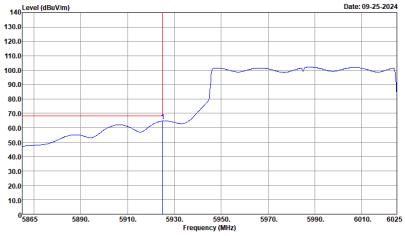 Site : 03CH02-CA Condition : AVG_BE(UNII)_6E 3m HORN_02140_240129 VERTICAL : RBW:1000.000KHz VBW:0.010KHz SWT:Auto	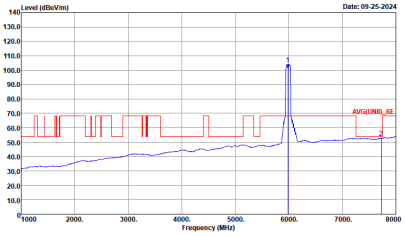 Site : 03CH02-CA Condition : AVG(UNII)_6E 3m HORN_02140_240129 VERTICAL : RBW:1000.000KHz VBW:0.010KHz SWT:Auto

WIFI	Band 5 5925~6425MHz Band Edge @ 3m	
ANT	802.11be EHT80 Full CH55 6225MHz	
4+2	Horizontal	Vertical
Peak	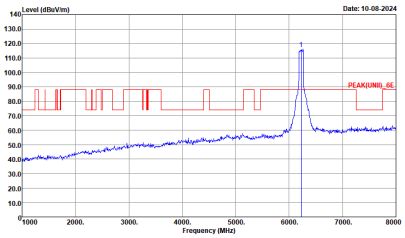 Site : 03CH02-CA Condition : PEAK(UNII)_6E 3m HORN_02140_240129 HORIZONTAL : RBW:1000.000KHz VBW:3000.000KHz SWT:Auto	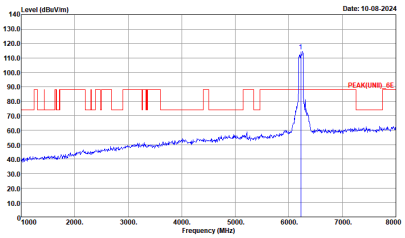 Site : 03CH02-CA Condition : PEAK(UNII)_6E 3m HORN_02140_240129 VERTICAL : RBW:1000.000KHz VBW:3000.000KHz SWT:Auto
Avg.	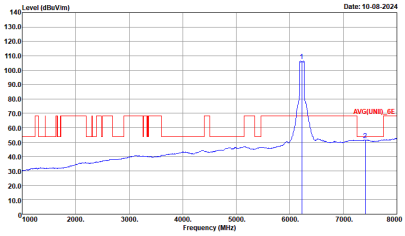 Site : 03CH02-CA Condition : AVG(UNII)_6E 3m HORN_02140_240129 HORIZONTAL : RBW:1000.000KHz VBW:0.010KHz SWT:Auto	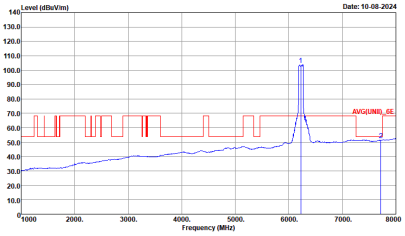 Site : 03CH02-CA Condition : AVG(UNII)_6E 3m HORN_02140_240129 VERTICAL : RBW:1000.000KHz VBW:0.010KHz SWT:Auto

WIFI	Band 5 5925~6425MHz Band Edge @ 3m	
ANT	802.11be EHT80 Full CH87 6385MHz	
4+2	Horizontal	Vertical
Peak	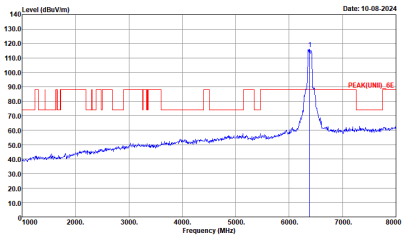 Site : 03CH02-CA Condition : PEAK(UNII)_6E 3m HORN_02140_240129 HORIZONTAL : RBW:1000.000KHz VBW:3000.000KHz SWT:Auto	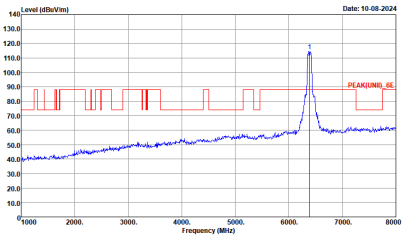 Site : 03CH02-CA Condition : PEAK(UNII)_6E 3m HORN_02140_240129 VERTICAL : RBW:1000.000KHz VBW:3000.000KHz SWT:Auto
Avg.	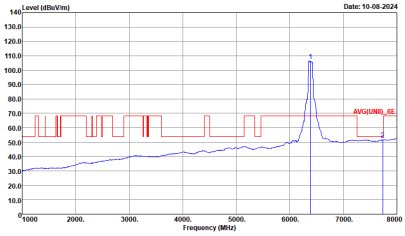 Site : 03CH02-CA Condition : AVG(UNII)_6E 3m HORN_02140_240129 HORIZONTAL : RBW:1000.000KHz VBW:0.010KHz SWT:Auto	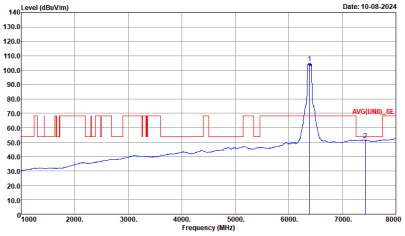 Site : 03CH02-CA Condition : AVG(UNII)_6E 3m HORN_02140_240129 VERTICAL : RBW:1000.000KHz VBW:0.010KHz SWT:Auto

Band 5 5925~6425MHz

WIFI 802.11be EHT160 Full (Band Edge @ 3m)

WIFI	Band 5 5925~6425MHz Band Edge @ 3m	
ANT	802.11be EHT160 Full CH15 6025MHz	
4+2	Horizontal	Fundamental
Peak	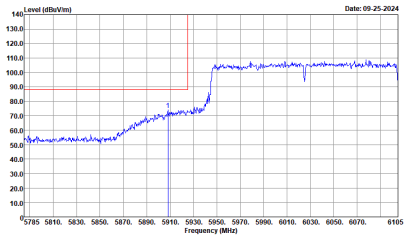 Site : 03CH02-CA Condition : PEAK_BE(UNII)_6E 3m HORN_02140_240129 HORIZONTAL : RBW:1000.000KHz VBW:3000.000KHz SWT:Auto	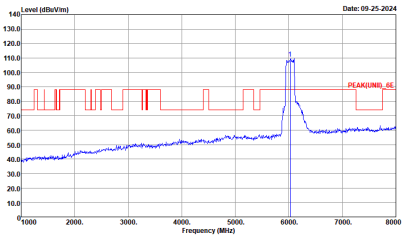 Site : 03CH02-CA Condition : PEAK(UNII)_6E 3m HORN_02140_240129 HORIZONTAL : RBW:1000.000KHz VBW:3000.000KHz SWT:Auto
Avg.	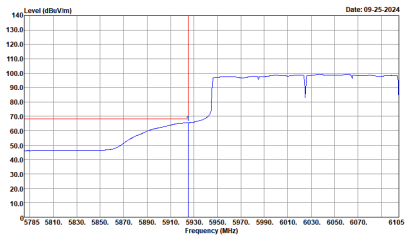 Site : 03CH02-CA Condition : AVG_BE(UNII)_6E 3m HORN_02140_240129 HORIZONTAL : RBW:1000.000KHz VBW:0.010KHz SWT:Auto	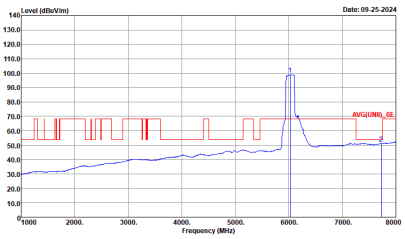 Site : 03CH02-CA Condition : AVG(UNII)_6E 3m HORN_02140_240129 HORIZONTAL : RBW:1000.000KHz VBW:0.010KHz SWT:Auto

WIFI	Band 5 5925~6425MHz Band Edge @ 3m	
ANT	802.11be EHT160 Full CH15 6025MHz	
4+2	Vertical	Fundamental
Peak	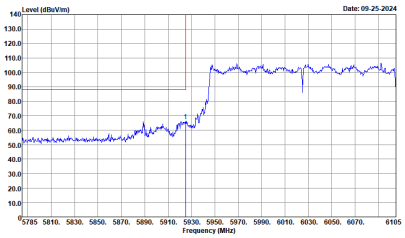 Site : 03CH02-CA Condition : PEAK_BE(UNII)_6E 3m HORN_02140_240129 VERTICAL : RBW:1000.000KHz VBW:3000.000KHz SWT:Auto	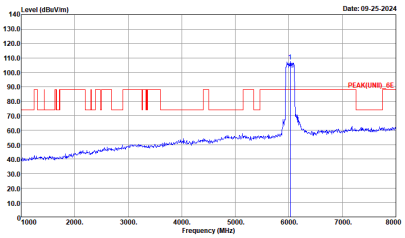 Site : 03CH02-CA Condition : PEAK(UNII)_6E 3m HORN_02140_240129 VERTICAL : RBW:1000.000KHz VBW:3000.000KHz SWT:Auto
Avg.	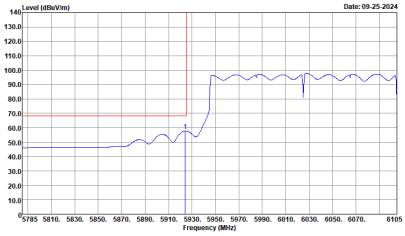 Site : 03CH02-CA Condition : AVG_BE(UNII)_6E 3m HORN_02140_240129 VERTICAL : RBW:1000.000KHz VBW:0.010KHz SWT:Auto	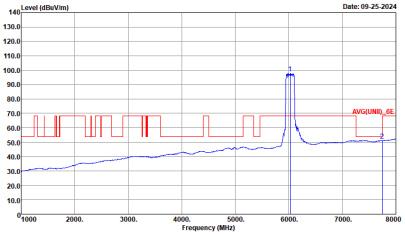 Site : 03CH02-CA Condition : AVG(UNII)_6E 3m HORN_02140_240129 VERTICAL : RBW:1000.000KHz VBW:0.010KHz SWT:Auto

WIFI	Band 5 5925~6425MHz Band Edge @ 3m	
ANT	802.11be EHT160 Full CH47 6185MHz	
4+2	Horizontal	Vertical
Peak	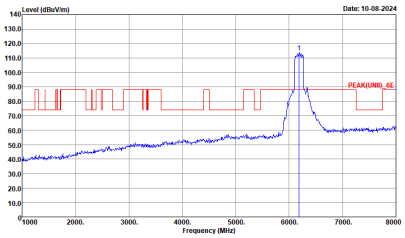 Site : 03CH02-CA Condition : PEAK(UNII)_6E 3m HORN_02140_240129 HORIZONTAL : RBW:1000.000KHz VBW:3000.000KHz SWT:Auto	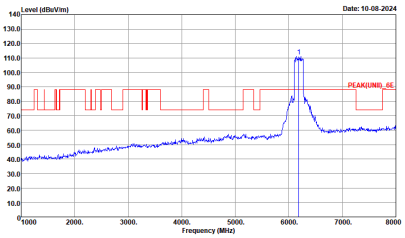 Site : 03CH02-CA Condition : PEAK(UNII)_6E 3m HORN_02140_240129 VERTICAL : RBW:1000.000KHz VBW:3000.000KHz SWT:Auto
Avg.	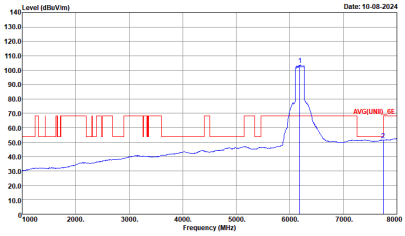 Site : 03CH02-CA Condition : AVG(UNII)_6E 3m HORN_02140_240129 HORIZONTAL : RBW:1000.000KHz VBW:0.010KHz SWT:Auto	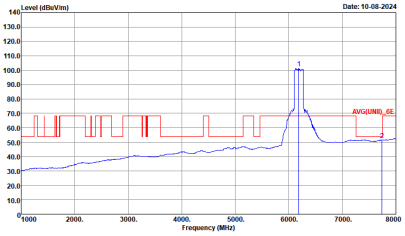 Site : 03CH02-CA Condition : AVG(UNII)_6E 3m HORN_02140_240129 VERTICAL : RBW:1000.000KHz VBW:0.010KHz SWT:Auto

WIFI	Band 5 5925~6425MHz Band Edge @ 3m	
ANT	802.11be EHT160 Full CH79 6345MHz	
4+2	Horizontal	Vertical
Peak	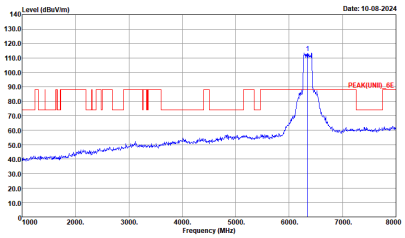 Site : 03CH02-CA Condition : PEAK(UNII)_6E 3m HORN_02140_240129 HORIZONTAL : RBW:1000.000KHz VBW:3000.000KHz SWT:Auto	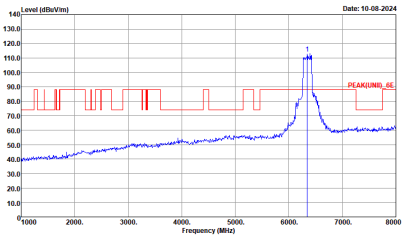 Site : 03CH02-CA Condition : PEAK(UNII)_6E 3m HORN_02140_240129 VERTICAL : RBW:1000.000KHz VBW:3000.000KHz SWT:Auto
Avg.	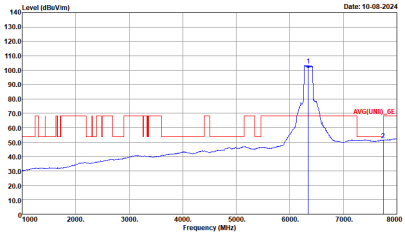 Site : 03CH02-CA Condition : AVG(UNII)_6E 3m HORN_02140_240129 HORIZONTAL : RBW:1000.000KHz VBW:0.010KHz SWT:Auto	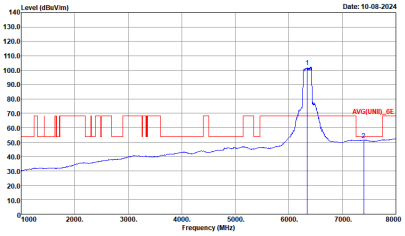 Site : 03CH02-CA Condition : AVG(UNII)_6E 3m HORN_02140_240129 VERTICAL : RBW:1000.000KHz VBW:0.010KHz SWT:Auto

Band 5 5925~6425MHz

WIFI 802.11be EHT320 Full (Band Edge @ 3m)

WIFI	Band 5 5925~6425MHz Band Edge @ 3m	
ANT	802.11be EHT320 Full CH31 6105MHz	
4+2	Horizontal	Vertical
Peak	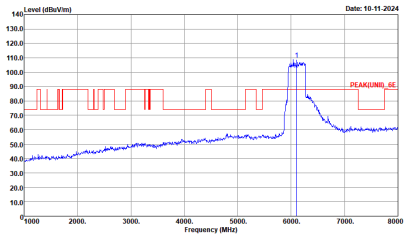 Site : 03CH02-CA Condition : PEAK(UNII)_6E 3m HORN_02140_240129 HORIZONTAL : RBW:1000.000KHz VBW:3000.000KHz SWT:Auto	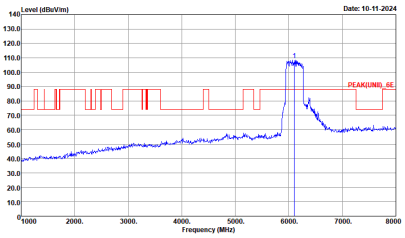 Site : 03CH02-CA Condition : PEAK(UNII)_6E 3m HORN_02140_240129 VERTICAL : RBW:1000.000KHz VBW:3000.000KHz SWT:Auto
Avg.	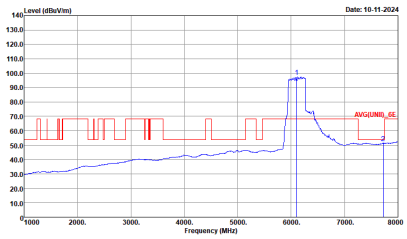 Site : 03CH02-CA Condition : AVG(UNII)_6E 3m HORN_02140_240129 HORIZONTAL : RBW:1000.000KHz VBW:0.010KHz SWT:Auto	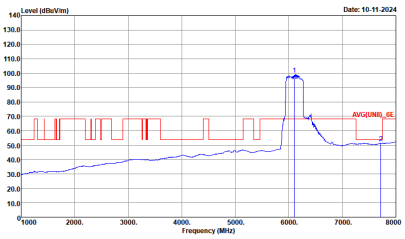 Site : 03CH02-CA Condition : AVG(UNII)_6E 3m HORN_02140_240129 VERTICAL : RBW:1000.000KHz VBW:0.010KHz SWT:Auto

WIFI	Band 5 5925~6425MHz Band Edge @ 3m	
ANT	802.11be EHT320 Full CH63 6265MHz	
4+2	Horizontal	Vertical
Peak	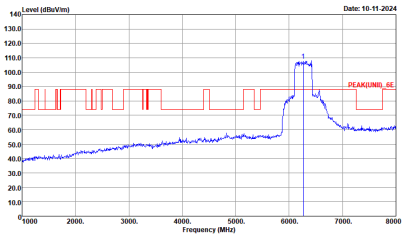 Site : 03CH02-CA Condition : PEAK(UNII)_6E 3m HORN_02140_240129 HORIZONTAL : RBW:1000.000KHz VBW:3000.000KHz SWT:Auto	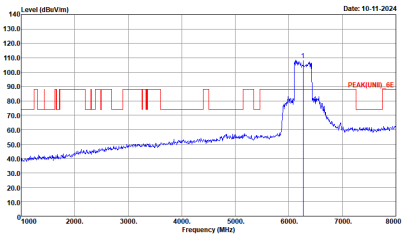 Site : 03CH02-CA Condition : PEAK(UNII)_6E 3m HORN_02140_240129 VERTICAL : RBW:1000.000KHz VBW:3000.000KHz SWT:Auto
Avg.	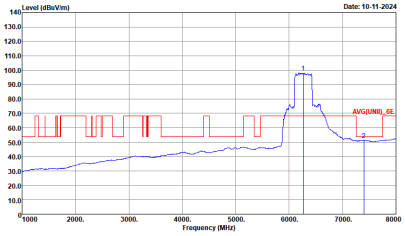 Site : 03CH02-CA Condition : AVG(UNII)_6E 3m HORN_02140_240129 HORIZONTAL : RBW:1000.000KHz VBW:0.010KHz SWT:Auto	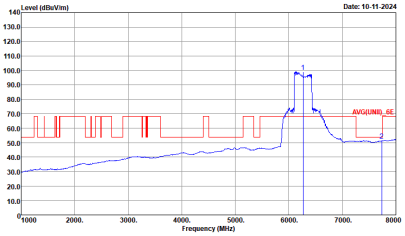 Site : 03CH02-CA Condition : AVG(UNII)_6E 3m HORN_02140_240129 VERTICAL : RBW:1000.000KHz VBW:0.010KHz SWT:Auto

Band 5 - 5925~6425MHz

WIFI 802.11a (Harmonic @ 3m)

WIFI	Band 5 5925~6425MHz Harmonic @ 3m	
ANT	802.11a CH01 5955MHz	
4+2	Horizontal	Vertical
Peak Avg.	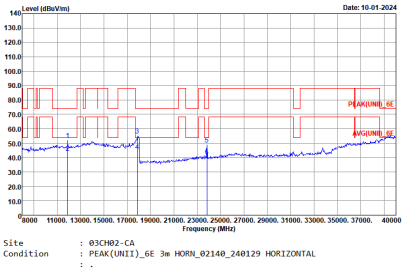	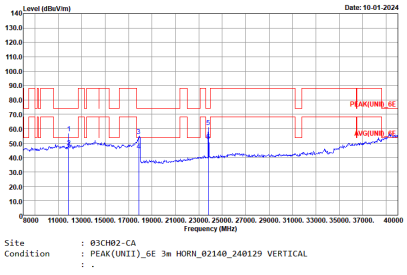

WIFI	Band 5 5925~6425MHz Harmonic @ 3m	
ANT	802.11a CH01 5955MHz	
4+2	Horizontal	Vertical
10.6G ~18G Avg.	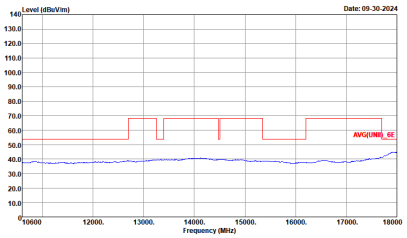 Site : 03CH02-CA Condition : AVG(UNII)_6E 3m HORN_02140_240129 HORIZONTAL : .	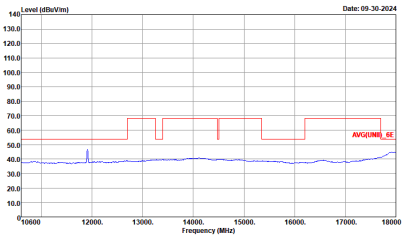 Site : 03CH02-CA Condition : AVG(UNII)_6E 3m HORN_02140_240129 VERTICAL : .
38.6G ~40G Avg.	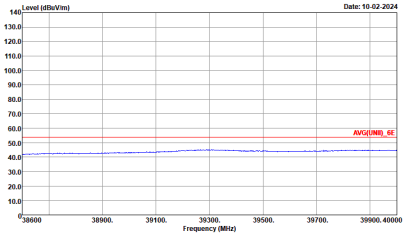 Site : 03CH02-CA Condition : AVG(UNII)_6E 1m SHF_HORN_841_240807 HORIZONTAL : .	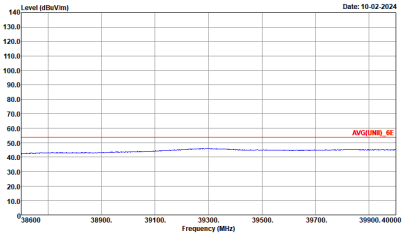 Site : 03CH02-CA Condition : AVG(UNII)_6E 1m SHF_HORN_841_240807 VERTICAL : .

WIFI	Band 5 5925~6425MHz Harmonic @ 3m	
ANT	802.11a CH45 6175MHz	
4+2	Horizontal	Vertical
Peak Avg.	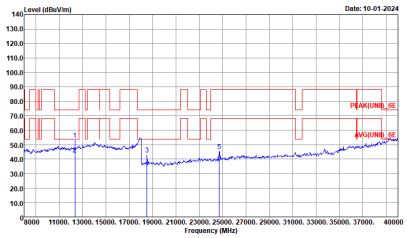	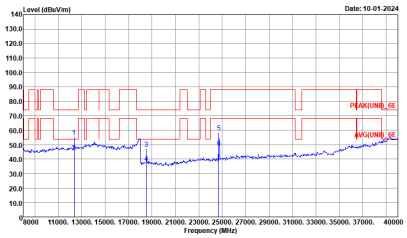

WIFI	Band 5 5925~6425MHz Harmonic @ 3m	
ANT	802.11a CH45 6175MHz	
4+2	Horizontal	Vertical
10.6G ~18G Avg.	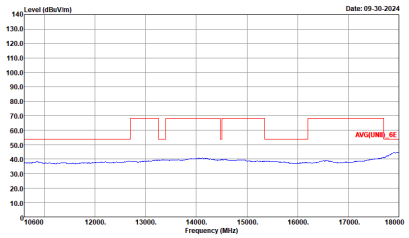 Site : 03CH02-CA Condition : AVG(UNII)_6E 3m HORN_02140_240129 HORIZONTAL : .	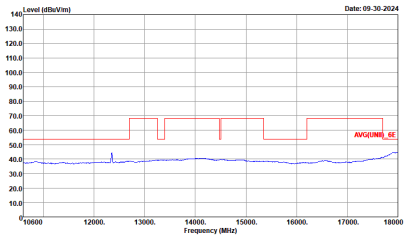 Site : 03CH02-CA Condition : AVG(UNII)_6E 3m HORN_02140_240129 VERTICAL : .
38.6G ~40G Avg.	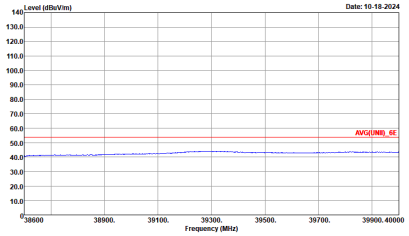 Site : 03CH02-CA Condition : AVG(UNII)_6E 1m SHF_HORN_841_240807 HORIZONTAL : .	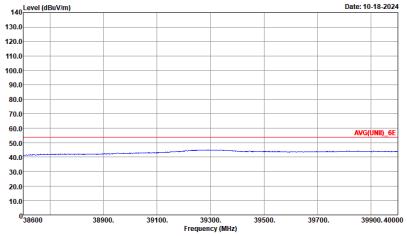 Site : 03CH02-CA Condition : AVG(UNII)_6E 1m SHF_HORN_841_240807 VERTICAL : .

WIFI	Band 5 5925~6425MHz Harmonic @ 3m	
ANT	802.11a CH93 6415MHz	
4+2	Horizontal	Vertical
Peak Avg.	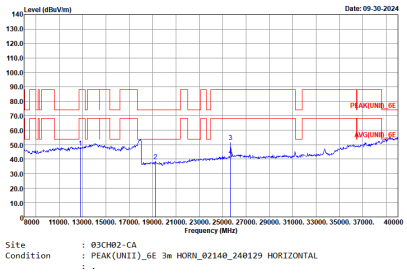	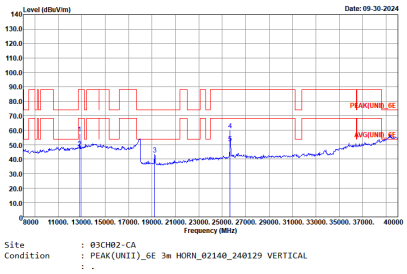

WIFI	Band 5 5925~6425MHz Harmonic @ 3m	
ANT	802.11a CH93 6415MHz	
4+2	Horizontal	Vertical
10.6G ~18G Avg.	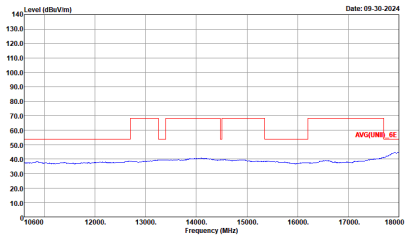 Site : 03CH02-CA Condition : AVG(UNII)_6E 3m HORN_02140_240129 HORIZONTAL : .	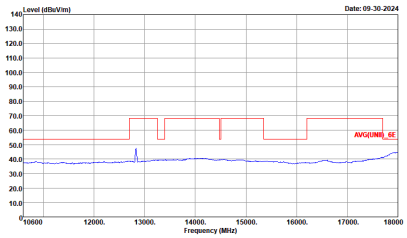 Site : 03CH02-CA Condition : AVG(UNII)_6E 3m HORN_02140_240129 VERTICAL : .
38.6G ~40G Avg.	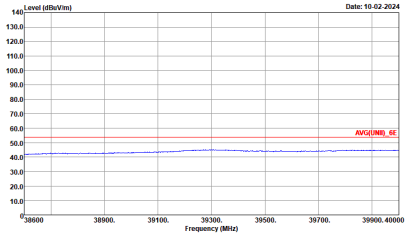 Site : 03CH02-CA Condition : AVG(UNII)_6E 1m SHF_HORN_841_240807 HORIZONTAL : .	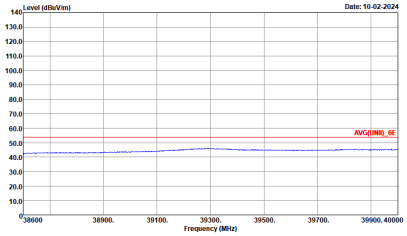 Site : 03CH02-CA Condition : AVG(UNII)_6E 1m SHF_HORN_841_240807 VERTICAL : .

Band 5 5925~6425MHz

WIFI 802.11be EHT20 Full (Harmonic @ 3m)

WIFI	Band 5 5925~6425MHz Harmonic @ 3m	
ANT	802.11be EHT20 Full CH01 5955MHz	
4+2	Horizontal	Vertical
Peak Avg.	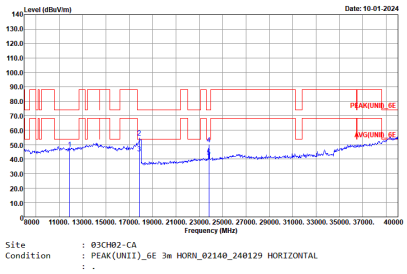	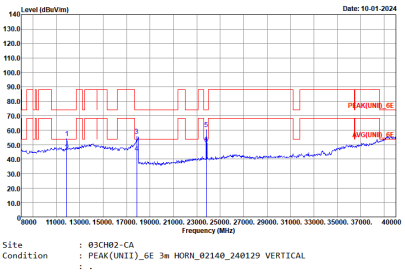

WIFI	Band 5 5925~6425MHz Harmonic @ 3m	
ANT	802.11be EHT20 Full CH01 5955MHz	
4+2	Horizontal	Vertical
10.6G ~18G Avg.	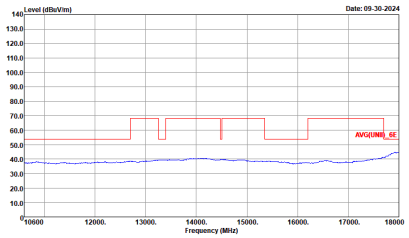 Site : 03CH02-CA Condition : AVG(UNII)_6E 3m HORN_02140_240129 HORIZONTAL : .	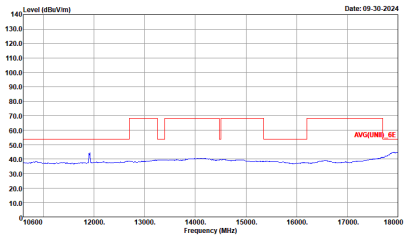 Site : 03CH02-CA Condition : AVG(UNII)_6E 3m HORN_02140_240129 VERTICAL : .
38.6G ~40G Avg.	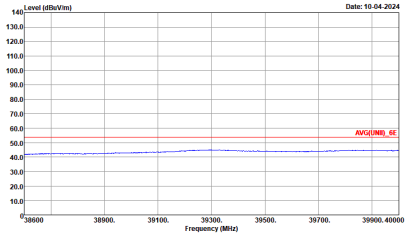 Site : 03CH02-CA Condition : AVG(UNII)_6E 1m SHF_HORN_841_240807 HORIZONTAL : .	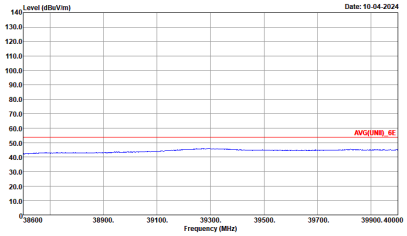 Site : 03CH02-CA Condition : AVG(UNII)_6E 1m SHF_HORN_841_240807 VERTICAL : .

WIFI	Band 5 5925~6425MHz Harmonic @ 3m	
ANT	802.11be EHT20 Full CH45 6175MHz	
4+2	Horizontal	Vertical
Peak Avg.	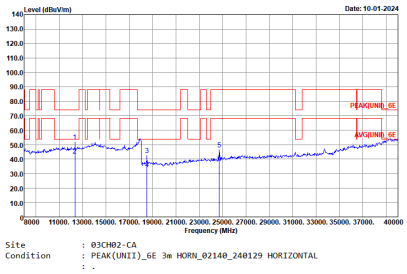	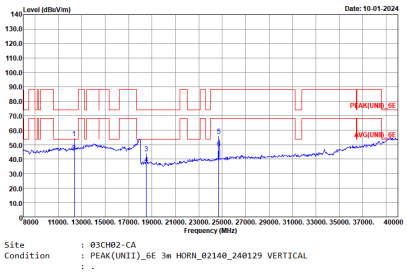

WIFI	Band 5 5925~6425MHz Harmonic @ 3m	
ANT	802.11be EHT20 Full CH45 6175MHz	
4+2	Horizontal	Vertical
10.6G ~18G Avg.	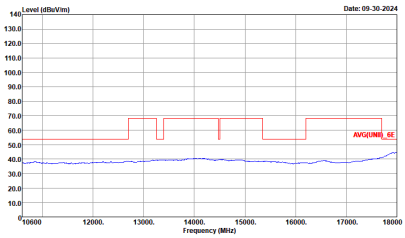 Site : 03CH02-CA Condition : AVG(UNII)_6E 3m HORN_02140_240129 HORIZONTAL : .	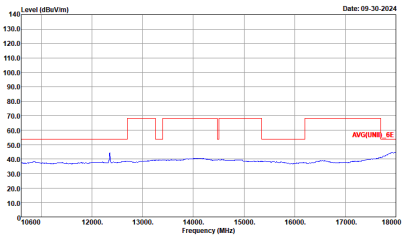 Site : 03CH02-CA Condition : AVG(UNII)_6E 3m HORN_02140_240129 VERTICAL : .
38.6G ~40G Avg.	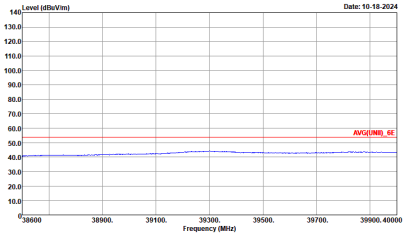 Site : 03CH02-CA Condition : AVG(UNII)_6E 1m SHF_HORN_841_240807 HORIZONTAL : .	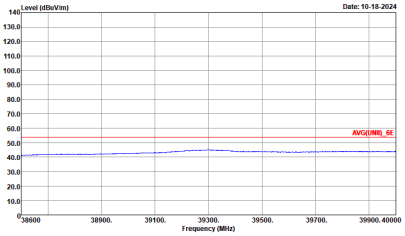 Site : 03CH02-CA Condition : AVG(UNII)_6E 1m SHF_HORN_841_240807 VERTICAL : .

WIFI	Band 5 5925~6425MHz Harmonic @ 3m	
ANT	802.11be EHT20 Full CH93 6415MHz	
4+2	Horizontal	Vertical
Peak Avg.	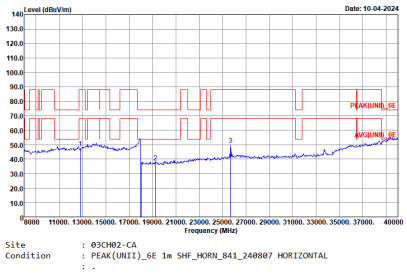	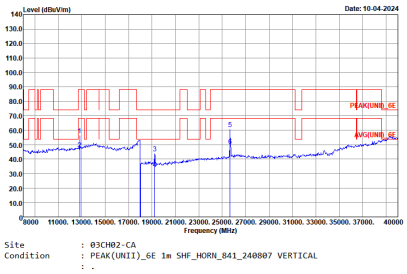

WIFI	Band 5 5925~6425MHz Harmonic @ 3m	
ANT	802.11be EHT20 Full CH93 6415MHz	
4+2	Horizontal	Vertical
10.6G ~18G Avg.	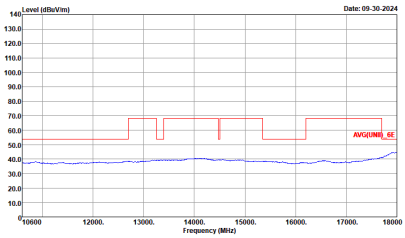 Site : 03CH02-CA Condition : AVG(UNII)_6E 3m HORN_02140_240129 HORIZONTAL : .	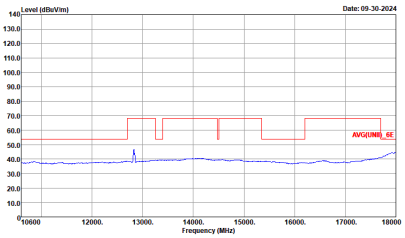 Site : 03CH02-CA Condition : AVG(UNII)_6E 3m HORN_02140_240129 VERTICAL : .
38.6G ~40G Avg.	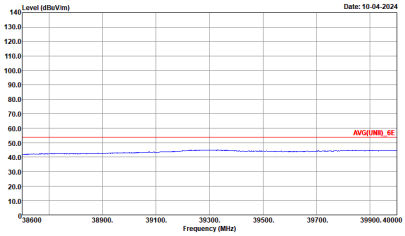 Site : 03CH02-CA Condition : AVG(UNII)_6E 1m SHF_HORN_841_240807 HORIZONTAL : .	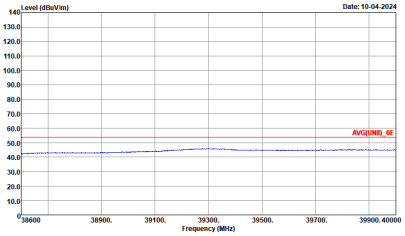 Site : 03CH02-CA Condition : AVG(UNII)_6E 1m SHF_HORN_841_240807 VERTICAL : .

Band 5 5925~6425MHz

WIFI 802.11be EHT40 Full (Harmonic @ 3m)

WIFI	Band 5 5925~6425MHz Harmonic @ 3m	
ANT	802.11be EHT40 Full CH03 5965MHz	
4+2	Horizontal	Vertical
Peak Avg.	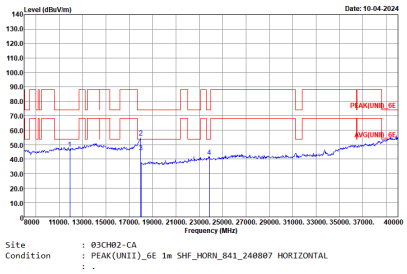	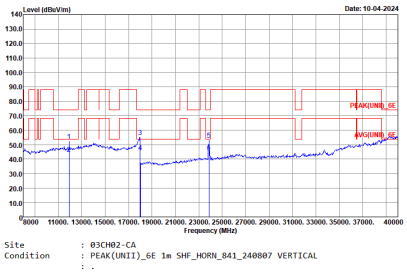

WIFI	Band 5 5925~6425MHz Harmonic @ 3m	
ANT	802.11be EHT40 Full CH03 5965MHz	
4+2	Horizontal	Vertical
10.6G ~18G Avg.	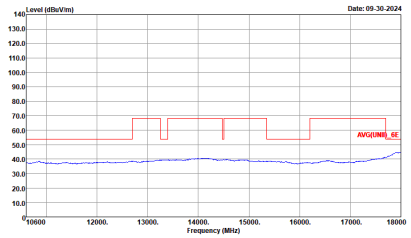 Site : 03CH02-CA Condition : AVG(UNII)_6E 3m HORN_02140_240129 HORIZONTAL : .	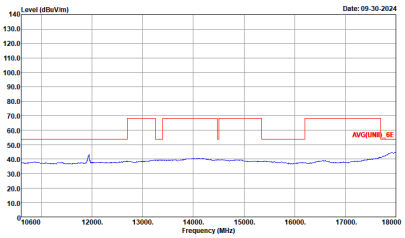 Site : 03CH02-CA Condition : AVG(UNII)_6E 3m HORN_02140_240129 VERTICAL : .
38.6G ~40G Avg.	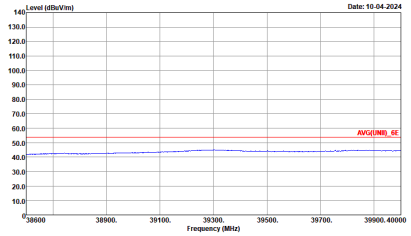 Site : 03CH02-CA Condition : AVG(UNII)_6E 1m SHF_HORN_841_240807 HORIZONTAL : .	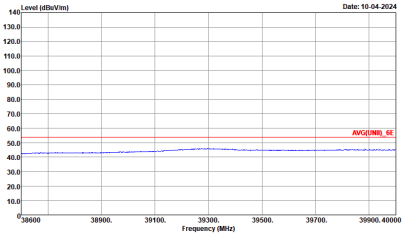 Site : 03CH02-CA Condition : AVG(UNII)_6E 1m SHF_HORN_841_240807 VERTICAL : .

WIFI	Band 5 5925~6425MHz Harmonic @ 3m	
ANT	802.11be EHT40 Full CH51 6205MHz	
4+2	Horizontal	Vertical
Peak Avg.	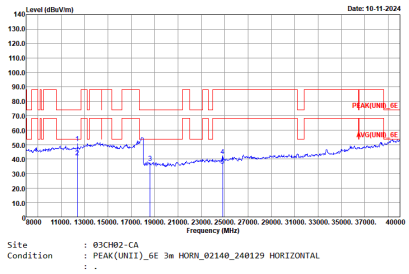	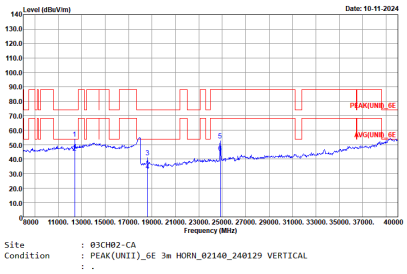

WIFI	Band 5 5925~6425MHz Harmonic @ 3m	
ANT	802.11be EHT40 Full CH51 6205MHz	
4+2	Horizontal	Vertical
10.6G ~18G Avg.	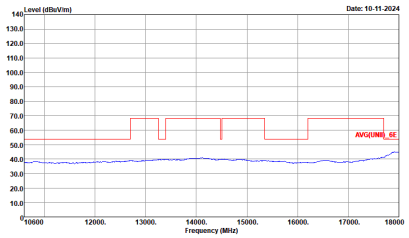 Site : 03CH02-CA Condition : AVG(UNII)_6E 3m HORN_02140_240129 HORIZONTAL : .	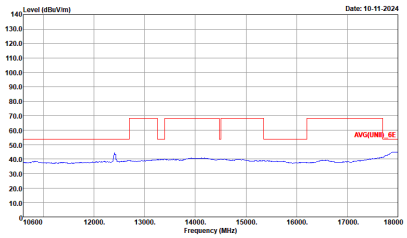 Site : 03CH02-CA Condition : AVG(UNII)_6E 3m HORN_02140_240129 VERTICAL : .
38.6G ~40G Avg.	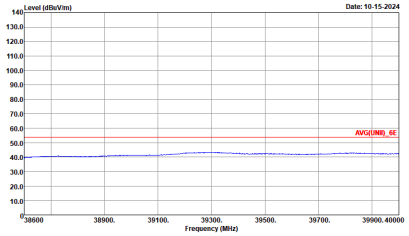 Site : 03CH02-CA Condition : AVG(UNII)_6E 1m SHF_HORN_841_240807 HORIZONTAL : .	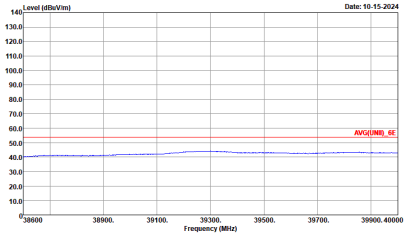 Site : 03CH02-CA Condition : AVG(UNII)_6E 1m SHF_HORN_841_240807 VERTICAL : .

WIFI	Band 5 5925~6425MHz Harmonic @ 3m	
ANT	802.11be EHT40 Full CH91 6405MHz	
4+2	Horizontal	Vertical
Peak Avg.	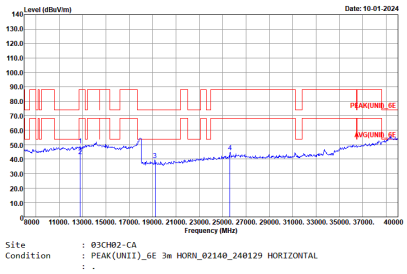	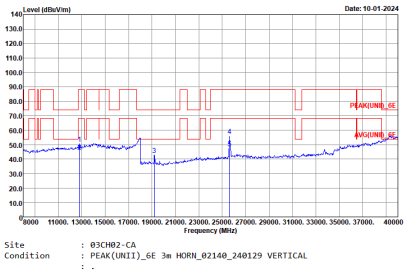

WIFI	Band 5 5925~6425MHz Harmonic @ 3m	
ANT		
4+2	Horizontal	Vertical
10.6G ~18G Avg.	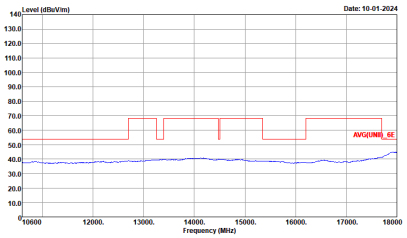 Site : 03CH02-CA Condition : AVG(UNII)_6E 3m HORN_02140_240129 HORIZONTAL : .	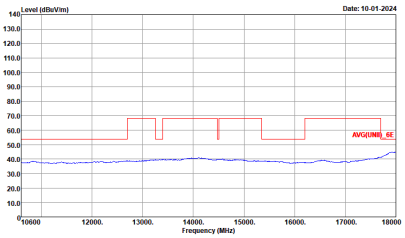 Site : 03CH02-CA Condition : AVG(UNII)_6E 3m HORN_02140_240129 VERTICAL : .
38.6G ~40G Avg.	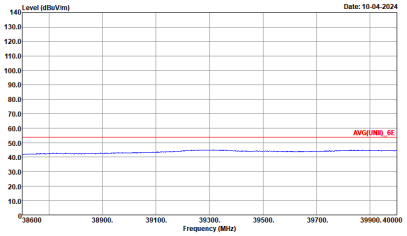 Site : 03CH02-CA Condition : AVG(UNII)_6E 1m SHF_HORN_841_240807 HORIZONTAL : .	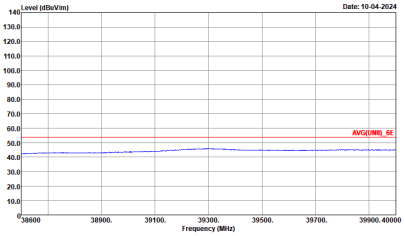 Site : 03CH02-CA Condition : AVG(UNII)_6E 1m SHF_HORN_841_240807 VERTICAL : .

Band 5 5925~6425MHz

WIFI 802.11be EHT80 Full (Harmonic @ 3m)

WIFI	Band 5 5925~6425MHz Harmonic @ 3m	
ANT	802.11be EHT80 Full CH07 5985MHz	
4+2	Horizontal	Vertical
Peak Avg.	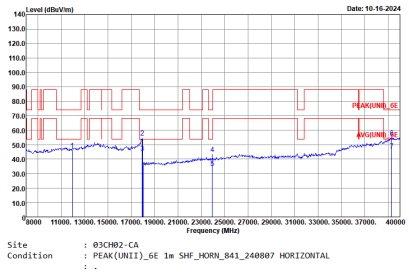	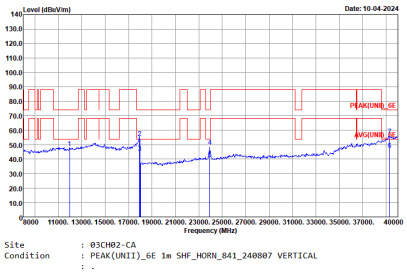

WIFI	Band 5 5925~6425MHz Harmonic @ 3m	
ANT	802.11be EHT80 Full CH07 5985MHz	
4+2	Horizontal	Vertical
10.6G ~18G Avg.	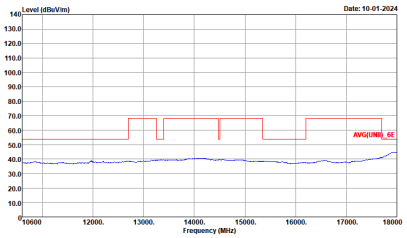	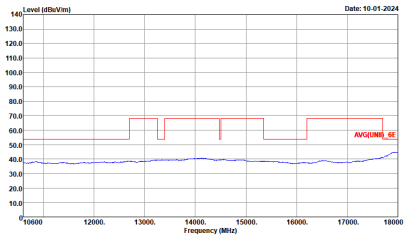
38.6G ~40G Avg.	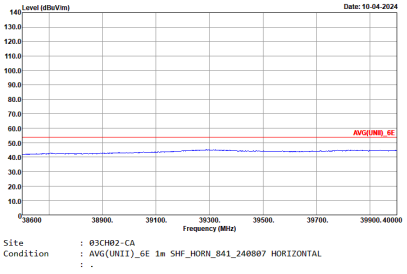	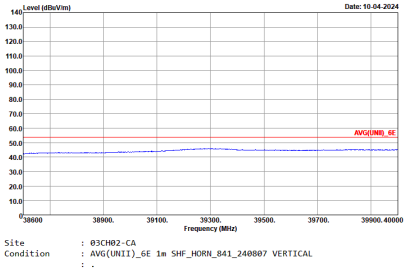

WIFI	Band 5 5925~6425MHz Harmonic @ 3m	
ANT	802.11be EHT80 Full CH55 6225MHz	
4+2	Horizontal	Vertical
Peak Avg.	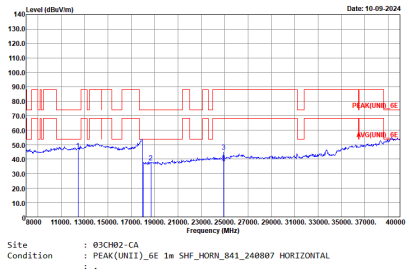	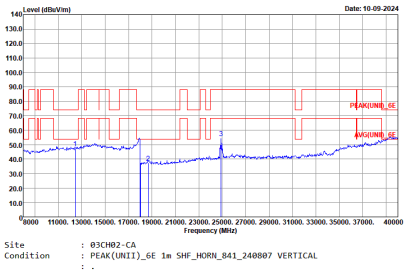

WIFI	Band 5 5925~6425MHz Harmonic @ 3m	
ANT	802.11be EHT80 Full CH55 6225MHz	
4+2	Horizontal	Vertical
10.6G ~18G Avg.	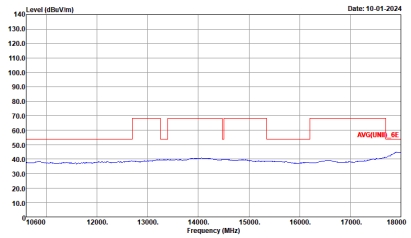 Site : 03CH02-CA Condition : AVG(UNII)_6E 3m HORN_02140_240129 HORIZONTAL : .	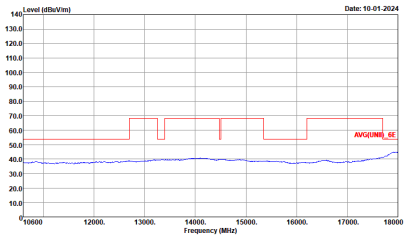 Site : 03CH02-CA Condition : AVG(UNII)_6E 3m HORN_02140_240129 VERTICAL : .
38.6G ~40G Avg.	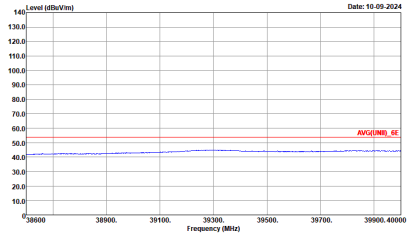 Site : 03CH02-CA Condition : AVG(UNII)_6E 1m SHF_HORN_841_240807 HORIZONTAL : .	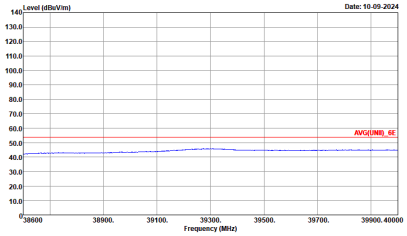 Site : 03CH02-CA Condition : AVG(UNII)_6E 1m SHF_HORN_841_240807 VERTICAL : .

WIFI	Band 5 5925~6425MHz Harmonic @ 3m	
ANT	802.11be EHT80 Full CH87 6385MHz	
4+2	Horizontal	Vertical
Peak Avg.	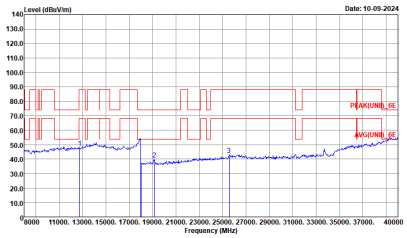 Site : 03CH02-CA Condition : PEAK(UNII)_6E 1m SHF_HORN_841_240807 HORIZONTAL : .	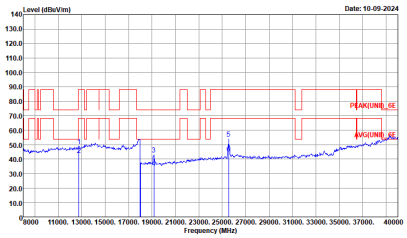 Site : 03CH02-CA Condition : PEAK(UNII)_6E 1m SHF_HORN_841_240807 VERTICAL : .

WIFI	Band 5 5925~6425MHz Harmonic @ 3m	
ANT	802.11be EHT80 Full CH87 6385MHz	
4+2	Horizontal	Vertical
10.6G ~18G Avg.	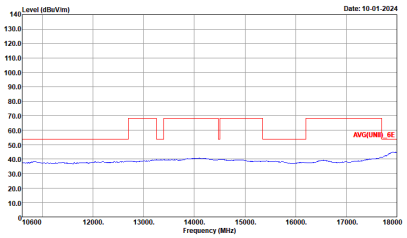 Site : 03CH02-CA Condition : AVG(UNII)_6E 3m HORN_02140_240129 HORIZONTAL : .	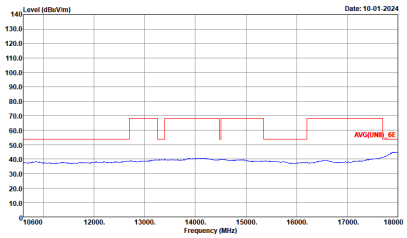 Site : 03CH02-CA Condition : AVG(UNII)_6E 3m HORN_02140_240129 VERTICAL : .
38.6G ~40G Avg.	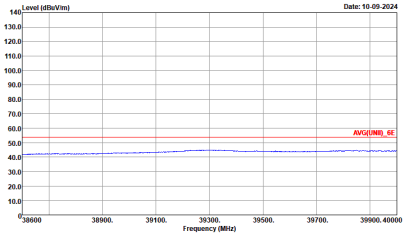 Site : 03CH02-CA Condition : AVG(UNII)_6E 1m SHF_HORN_841_240807 HORIZONTAL : .	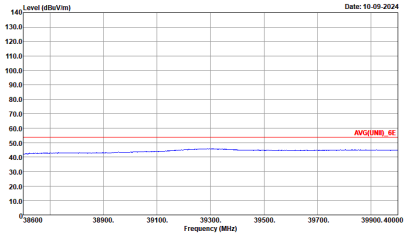 Site : 03CH02-CA Condition : AVG(UNII)_6E 1m SHF_HORN_841_240807 VERTICAL : .

Band 5 5925~6425MHz

WIFI 802.11be EHT160 Full (Harmonic @ 3m)

WIFI	Band 5 5925~6425MHz Harmonic @ 3m	
ANT	802.11be EHT160 Full CH15 6025MHz	
4+2	Horizontal	Vertical
Peak Avg.	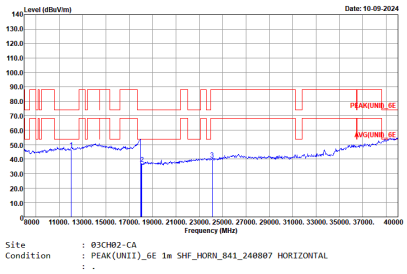	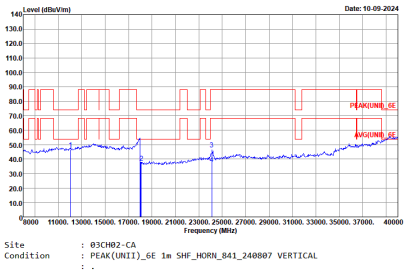

WIFI	Band 5 5925~6425MHz Harmonic @ 3m	
ANT	802.11be EHT160 Full CH15 6025MHz	
4+2	Horizontal	Vertical
10.6G ~18G Avg.	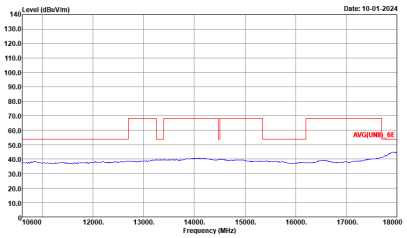 Site : 03CH02-CA Condition : AVG(UNII)_6E 3m HORN_02140_240129 HORIZONTAL : .	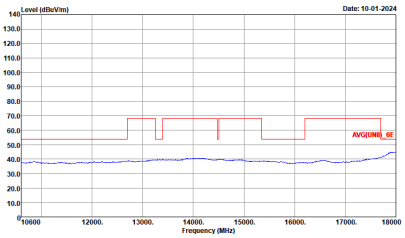 Site : 03CH02-CA Condition : AVG(UNII)_6E 3m HORN_02140_240129 VERTICAL : .
38.6G ~40G Avg.	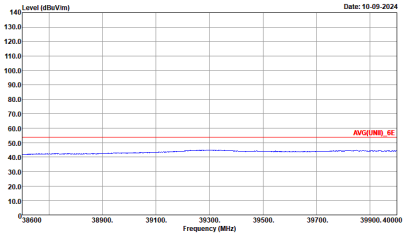 Site : 03CH02-CA Condition : AVG(UNII)_6E 1m SHF_HORN_841_240807 HORIZONTAL : .	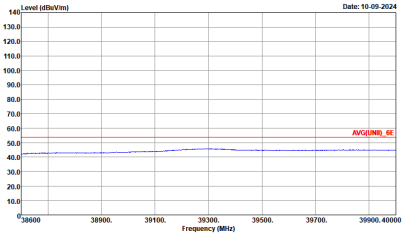 Site : 03CH02-CA Condition : AVG(UNII)_6E 1m SHF_HORN_841_240807 VERTICAL : .

WIFI	Band 5 5925~6425MHz Harmonic @ 3m	
ANT	802.11be EHT160 Full CH47 6185MHz	
4+2	Horizontal	Vertical
Peak Avg.	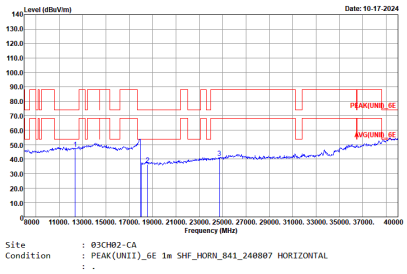	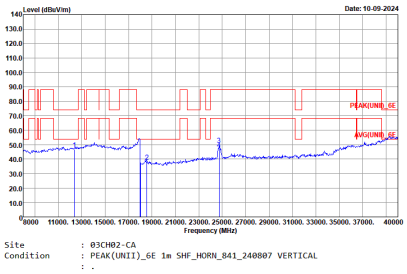

WIFI	Band 5 5925~6425MHz Harmonic @ 3m	
ANT	802.11be EHT160 Full CH47 6185MHz	
4+2	Horizontal	Vertical
10.6G ~18G Avg.	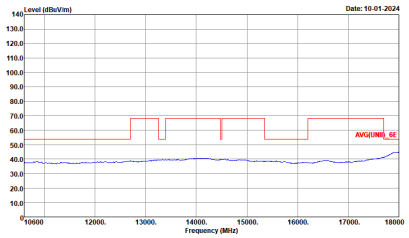 Site : 03CH02-CA Condition : AVG(UNII)_6E 3m HORN_02140_240129 HORIZONTAL : .	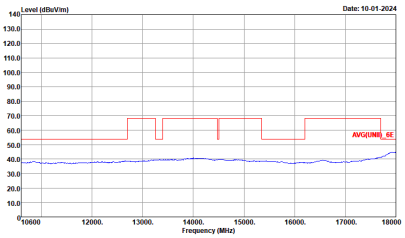 Site : 03CH02-CA Condition : AVG(UNII)_6E 3m HORN_02140_240129 VERTICAL : .
38.6G ~40G Avg.	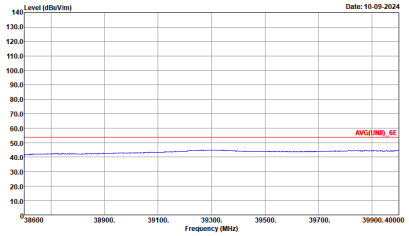 Site : 03CH02-CA Condition : AVG(UNII)_6E 1m SHF_HORN_841_240807 HORIZONTAL : .	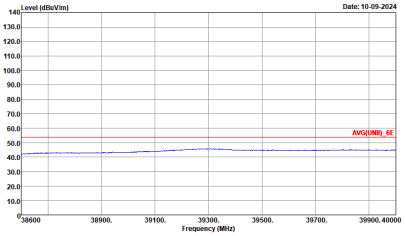 Site : 03CH02-CA Condition : AVG(UNII)_6E 1m SHF_HORN_841_240807 VERTICAL : .

WIFI	Band 5 5925~6425MHz Harmonic @ 3m	
ANT	802.11be EHT160 Full CH79 6345MHz	
4+2	Horizontal	Vertical
Peak Avg.	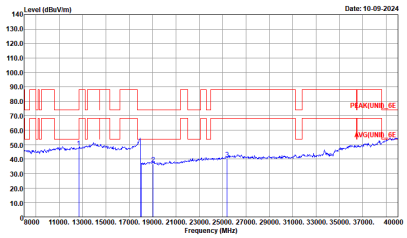 Site : 03CH02-CA Condition : PEAK(UNII)_6E 1m SHF_HORN_841_240807 HORIZONTAL : .	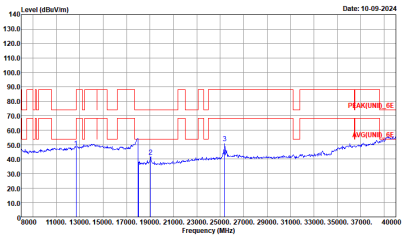 Site : 03CH02-CA Condition : PEAK(UNII)_6E 1m SHF_HORN_841_240807 VERTICAL : .

WIFI	Band 5 5925~6425MHz Harmonic @ 3m	
ANT	802.11be EHT160 Full CH79 6345MHz	
4+2	Horizontal	Vertical
10.6G ~18G Avg.	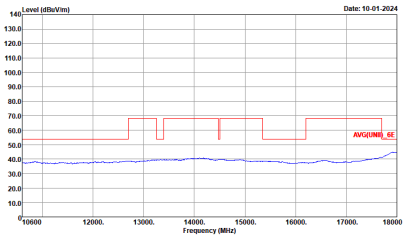 Site : 03CH02-CA Condition : AVG(UNII)_6E 3m HORN_02140_240129 HORIZONTAL : .	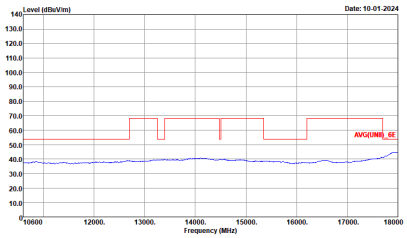 Site : 03CH02-CA Condition : AVG(UNII)_6E 3m HORN_02140_240129 VERTICAL : .
38.6G ~40G Avg.	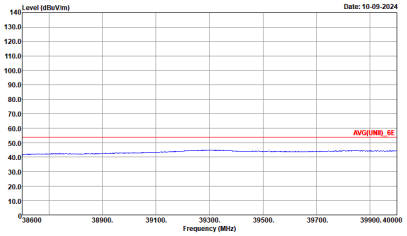 Site : 03CH02-CA Condition : AVG(UNII)_6E 1m SHF_HORN_841_240807 HORIZONTAL : .	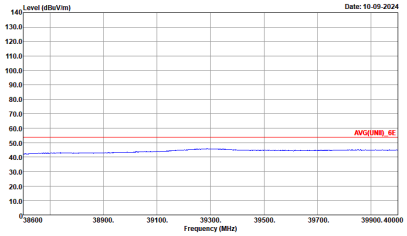 Site : 03CH02-CA Condition : AVG(UNII)_6E 1m SHF_HORN_841_240807 VERTICAL : .

Band 5 5925~6425MHz

WIFI 802.11be EHT320 Full (Harmonic @ 3m)

WIFI	Band 5 5925~6425MHz Harmonic @ 3m	
ANT	802.11be EHT320 Full CH31 6105MHz	
4+2	Horizontal	Vertical
Peak Avg.	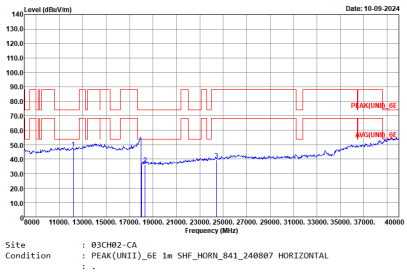	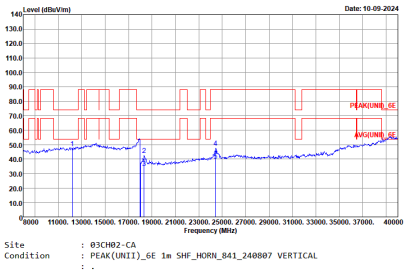

WIFI	Band 5 5925~6425MHz Harmonic @ 3m	
ANT	802.11be EHT320 Full CH31 6105MHz	
4+2	Horizontal	Vertical
10.6G ~18G Avg.	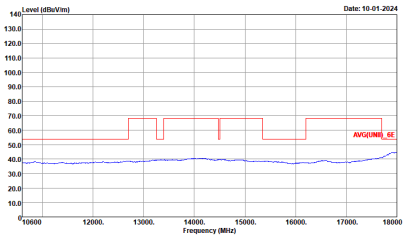 Site : 03CH02-CA Condition : AVG(UNII)_6E 3m HORN_02140_240129 HORIZONTAL : .	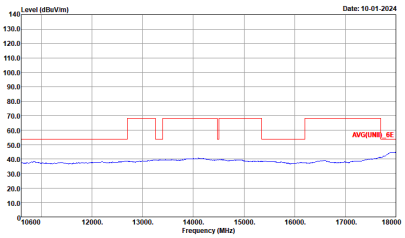 Site : 03CH02-CA Condition : AVG(UNII)_6E 3m HORN_02140_240129 VERTICAL : .
38.6G ~40G Avg.	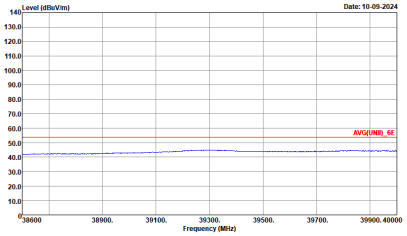 Site : 03CH02-CA Condition : AVG(UNII)_6E 1m SHF_HORN_841_240807 HORIZONTAL : .	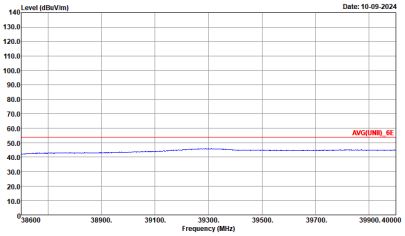 Site : 03CH02-CA Condition : AVG(UNII)_6E 1m SHF_HORN_841_240807 VERTICAL : .

WIFI	Band 5 5925~6425MHz Harmonic @ 3m	
ANT	802.11be EHT320 Full CH63 6265MHz	
4+2	Horizontal	Vertical
Peak Avg.	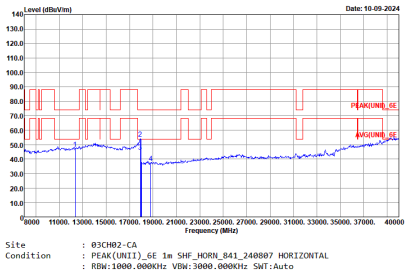	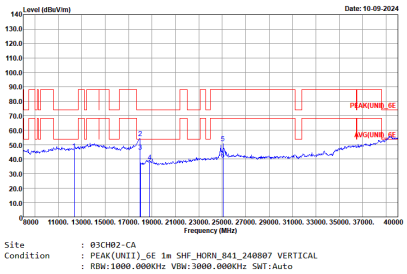

WIFI	Band 5 5925~6425MHz Harmonic @ 3m	
ANT	802.11be EHT320 Full CH63 6265MHz	
4+2	Horizontal	Vertical
10.6G ~18G Avg.	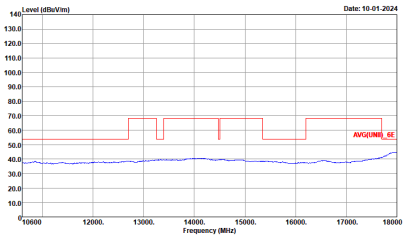 Site : 03CH02-CA Condition : AVG(UNII)_6E 3m HORN_02140_240129 HORIZONTAL : RBW:1000.000KHz VBW:1.000KHz SWT:Auto	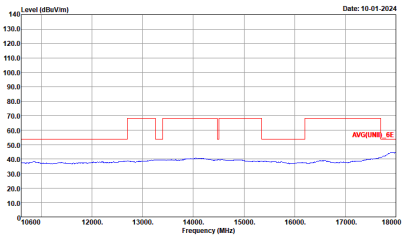 Site : 03CH02-CA Condition : AVG(UNII)_6E 3m HORN_02140_240129 VERTICAL : RBW:1000.000KHz VBW:1.000KHz SWT:Auto
38.6G ~40G Avg.	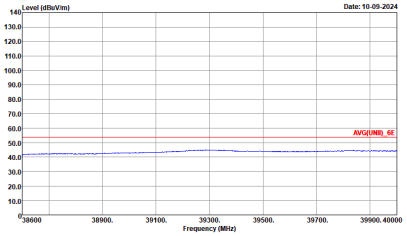 Site : 03CH02-CA Condition : AVG(UNII)_6E 1m SHF_HORN_841_240807 HORIZONTAL : RBW:1000.000KHz VBW:1.000KHz SWT:Auto	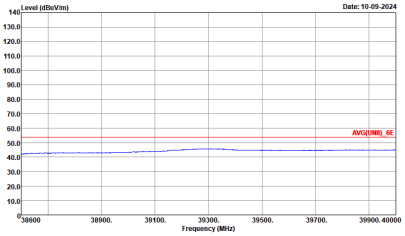 Site : 03CH02-CA Condition : AVG(UNII)_6E 1m SHF_HORN_841_240807 VERTICAL : RBW:1000.000KHz VBW:1.000KHz SWT:Auto

Band 7 - 6525~6875MHz

WIFI 802.11a (Band Edge @ 3m)

WIFI	Band 7 6525~6875MHz Band Edge @ 3m	
ANT	802.11a CH117 6535MHz	
4+2	Horizontal	Vertical
Peak	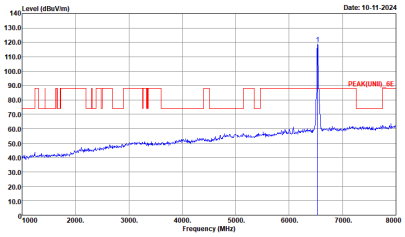 Site : 03CH02-CA Condition : PEAK(UNII)_6E 3m HORN_02140_240129 HORIZONTAL : RBW:1000.000KHz VBW:3000.000KHz SWT:Auto	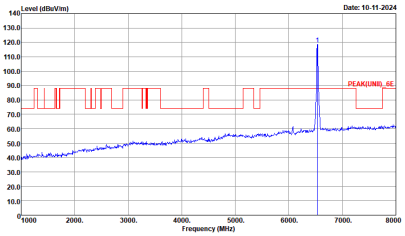 Site : 03CH02-CA Condition : PEAK(UNII)_6E 3m HORN_02140_240129 VERTICAL : RBW:1000.000KHz VBW:3000.000KHz SWT:Auto
Avg.	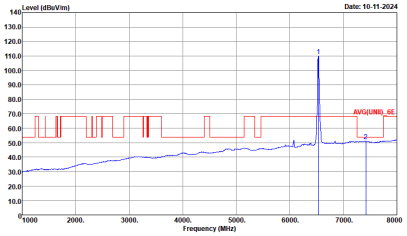 Site : 03CH02-CA Condition : AVG(UNII)_6E 3m HORN_02140_240129 HORIZONTAL : RBW:1000.000KHz VBW:0.010KHz SWT:Auto	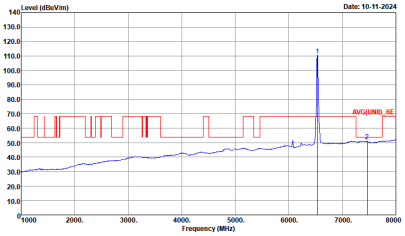 Site : 03CH02-CA Condition : AVG(UNII)_6E 3m HORN_02140_240129 VERTICAL : RBW:1000.000KHz VBW:0.010KHz SWT:Auto

WIFI	Band 7 6525~6875MHz Band Edge @ 3m	
ANT	802.11a CH149 6695MHz	
4+2	Horizontal	Vertical
Peak	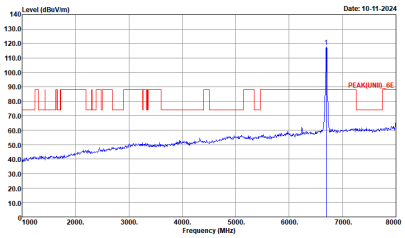 Site : 03CH02-CA Condition : PEAK(UNII)_6E 3m HORN_02140_240129 HORIZONTAL : RBW:1000.000KHz VBW:3000.000KHz SWT:Auto	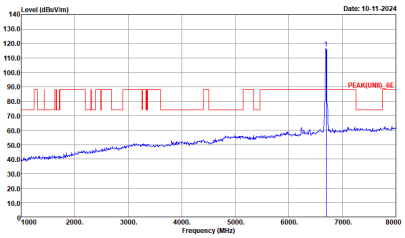 Site : 03CH02-CA Condition : PEAK(UNII)_6E 3m HORN_02140_240129 VERTICAL : RBW:1000.000KHz VBW:3000.000KHz SWT:Auto
Avg.	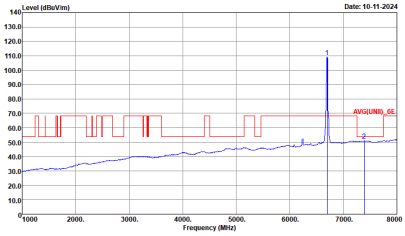 Site : 03CH02-CA Condition : AVG(UNII)_6E 3m HORN_02140_240129 HORIZONTAL : RBW:1000.000KHz VBW:0.010KHz SWT:Auto	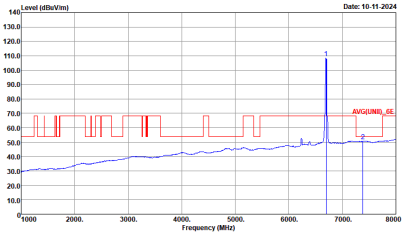 Site : 03CH02-CA Condition : AVG(UNII)_6E 3m HORN_02140_240129 VERTICAL : RBW:1000.000KHz VBW:0.010KHz SWT:Auto

WIFI	Band 7 6525~6875MHz Band Edge @ 3m	
ANT	802.11a CH181 6855MHz	
4+2	Fundamental	Horizontal
Peak	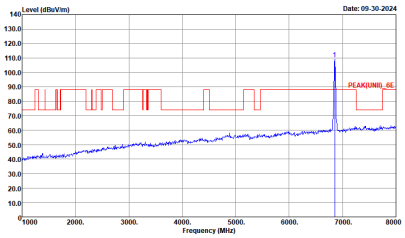 Site : 03CH02-CA Condition : PEAK(UNII)_6E 3m HORN_02140_240129 HORIZONTAL : RBW:1000.000KHz VBW:3000.000KHz SWT:Auto	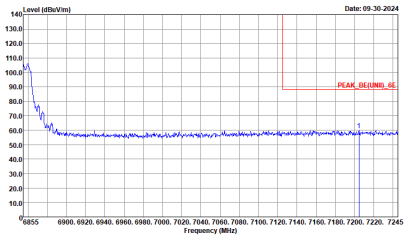 Site : 03CH02-CA Condition : PEAK_BE(UNII)_6E 3m HORN_02140_240129 HORIZONTAL : RBW:1000.000KHz VBW:3000.000KHz SWT:Auto
Avg.	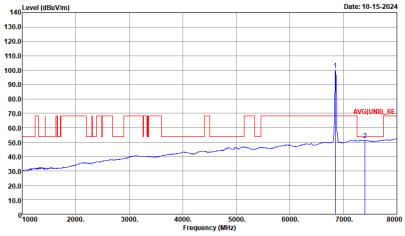 Site : 03CH02-CA Condition : AVG(UNII)_6E 3m HORN_02140_240129 HORIZONTAL : RBW:1000.000KHz VBW:0.010KHz SWT:Auto	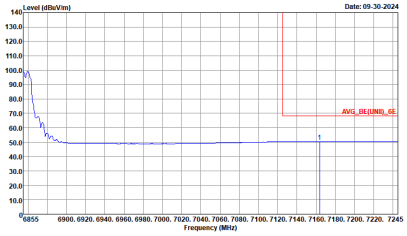 Site : 03CH02-CA Condition : AVG_BE(UNII)_6E 3m HORN_02140_240129 HORIZONTAL : RBW:1000.000KHz VBW:0.010KHz SWT:Auto

WIFI	Band 7 6525~6875MHz Band Edge @ 3m	
ANT	802.11a CH181 6855MHz	
4+2	Fundamental	Vertical
Peak	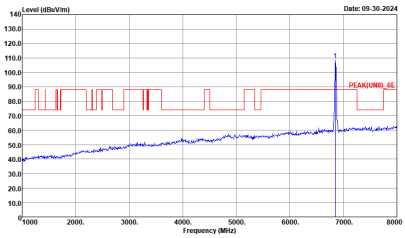 Site : 03CH02-CA Condition : PEAK(UNII)_6E 3m HORN_02140_240129 VERTICAL : RBW:1000.000KHz VBW:3000.000KHz SWT:Auto	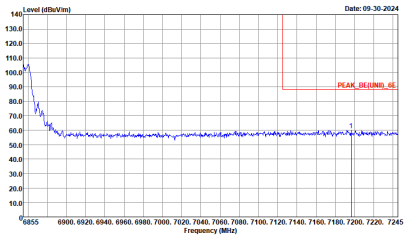 Site : 03CH02-CA Condition : PEAK_BE(UNII)_6E 3m HORN_02140_240129 VERTICAL : RBW:1000.000KHz VBW:3000.000KHz SWT:Auto
Avg.	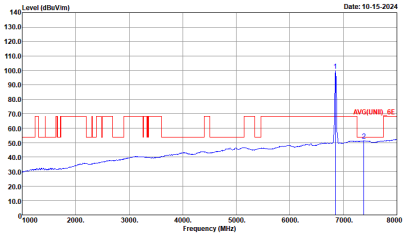 Site : 03CH02-CA Condition : AVG(UNII)_6E 3m HORN_02140_240129 VERTICAL : RBW:1000.000KHz VBW:0.010KHz SWT:Auto	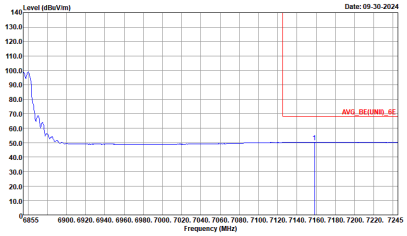 Site : 03CH02-CA Condition : AVG_BE(UNII)_6E 3m HORN_02140_240129 VERTICAL : RBW:1000.000KHz VBW:0.010KHz SWT:Auto

Band 7 6525~6875MHz

WIFI 802.11be EHT20 Full (Band Edge @ 3m)

WIFI	Band 7 6525~6875MHz Band Edge @ 3m	
ANT	802.11be EHT20 Full CH117 6535MHz	
4+2	Horizontal	Vertical
Peak	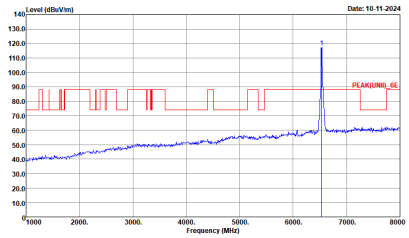 Site : 03CH02-CA Condition : PEAK(UNII)_6E 3m HORN_02140_240129 HORIZONTAL : RBW:1000.000KHz VBW:3000.000KHz SWT:Auto	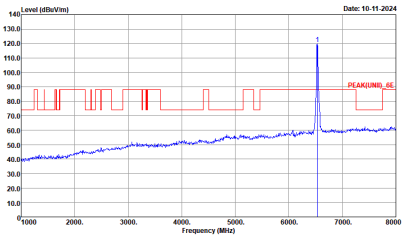 Site : 03CH02-CA Condition : PEAK(UNII)_6E 3m HORN_02140_240129 VERTICAL : RBW:1000.000KHz VBW:3000.000KHz SWT:Auto
Avg.	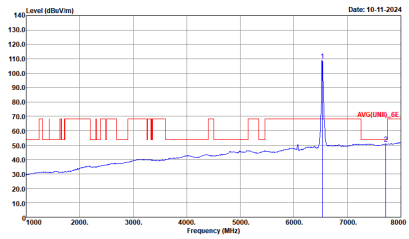 Site : 03CH02-CA Condition : AVG(UNII)_6E 3m HORN_02140_240129 HORIZONTAL : RBW:1000.000KHz VBW:0.010KHz SWT:Auto	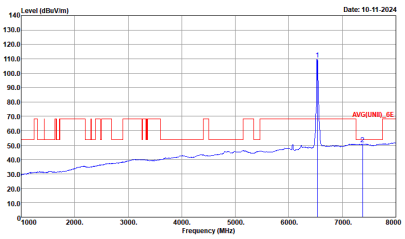 Site : 03CH02-CA Condition : AVG(UNII)_6E 3m HORN_02140_240129 VERTICAL : RBW:1000.000KHz VBW:0.010KHz SWT:Auto

WIFI	Band 7 6525~6875MHz Band Edge @ 3m	
ANT	802.11be EHT20 Full CH149 6695MHz	
4+2	Horizontal	Vertical
Peak	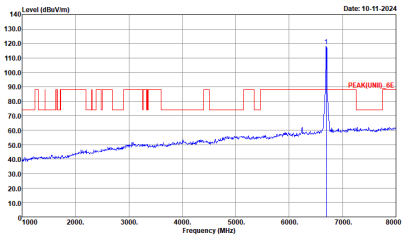 Site : 03CH02-CA Condition : PEAK(UNII)_6E 3m HORN_02140_240129 HORIZONTAL : RBW:1000.000KHz VBW:3000.000KHz SWT:Auto	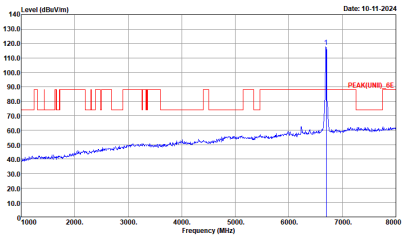 Site : 03CH02-CA Condition : PEAK(UNII)_6E 3m HORN_02140_240129 VERTICAL : RBW:1000.000KHz VBW:3000.000KHz SWT:Auto
Avg.	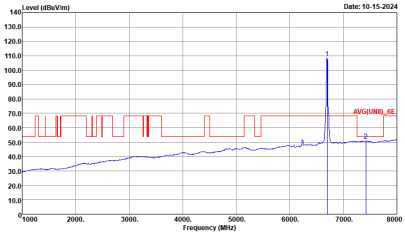 Site : 03CH02-CA Condition : AVG(UNII)_6E 3m HORN_02140_240129 HORIZONTAL : RBW:1000.000KHz VBW:0.010KHz SWT:Auto	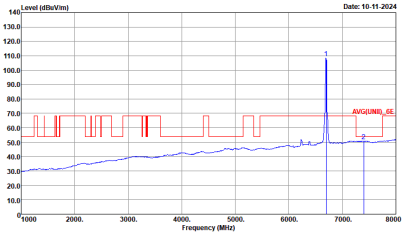 Site : 03CH02-CA Condition : AVG(UNII)_6E 3m HORN_02140_240129 VERTICAL : RBW:1000.000KHz VBW:0.010KHz SWT:Auto

WIFI	Band 7 6525~6875MHz Band Edge @ 3m	
ANT	802.11be EHT20 Full CH181 6855MHz	
4+2	Fundamental	Horizontal
Peak	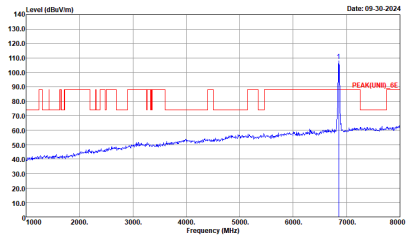 Site : 03CH02-CA Condition : PEAK(UNII)_6E 3m HORN_02140_240129 HORIZONTAL : RBW:1000.000KHz VBW:3000.000KHz SWT:Auto	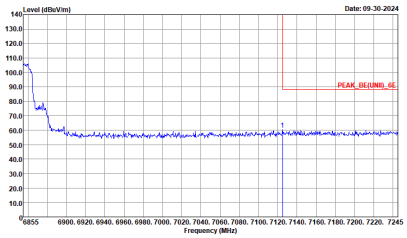 Site : 03CH02-CA Condition : PEAK_BE(UNII)_6E 3m HORN_02140_240129 HORIZONTAL : RBW:1000.000KHz VBW:3000.000KHz SWT:Auto
Avg.	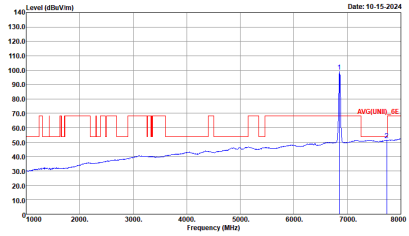 Site : 03CH02-CA Condition : AVG(UNII)_6E 3m HORN_02140_240129 HORIZONTAL : RBW:1000.000KHz VBW:0.300KHz SWT:Auto	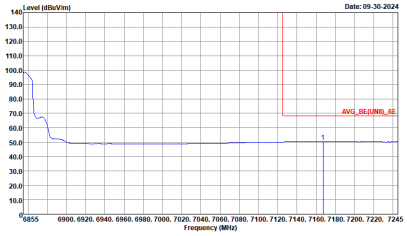 Site : 03CH02-CA Condition : AVG_BE(UNII)_6E 3m HORN_02140_240129 HORIZONTAL : RBW:1000.000KHz VBW:0.300KHz SWT:Auto

WIFI	Band 7 6525~6875MHz Band Edge @ 3m	
ANT	802.11be EHT20 Full CH181 6855MHz	
4+2	Fundamental	Vertical
Peak	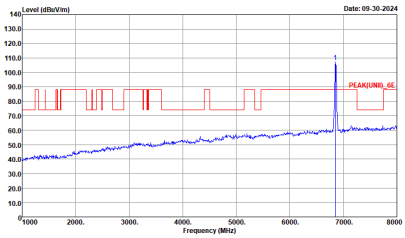	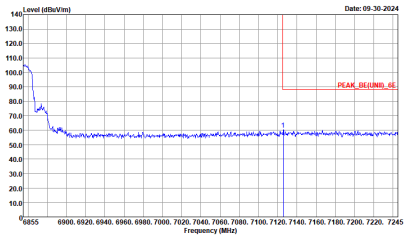
Avg.	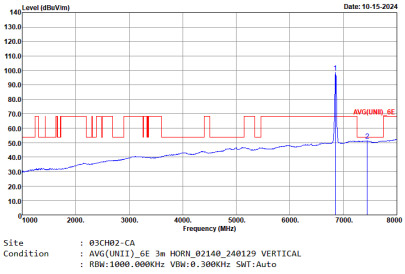	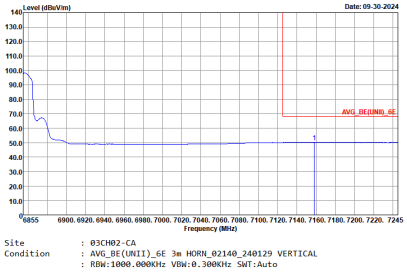

Band 7 6525~6875MHz

WIFI 802.11be EHT40 Full (Band Edge @ 3m)

WIFI	Band 7 6525~6875MHz Band Edge @ 3m	
ANT	802.11be EHT40 Full CH123 6565MHz	
4+2	Horizontal	Vertical
Peak	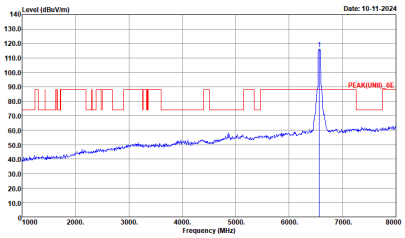 Site : 03CH02-CA Condition : PEAK(UNII)_6E 3m HORN_02140_240129 HORIZONTAL : RBW:1000.000KHz VBW:3000.000KHz SWT:Auto	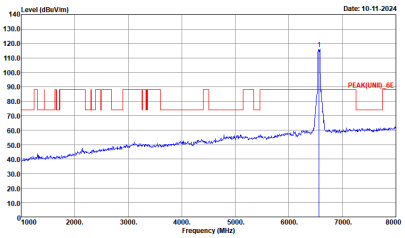 Site : 03CH02-CA Condition : PEAK(UNII)_6E 3m HORN_02140_240129 VERTICAL : RBW:1000.000KHz VBW:3000.000KHz SWT:Auto
Avg.	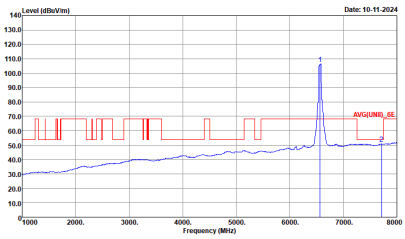 Site : 03CH02-CA Condition : AVG(UNII)_6E 3m HORN_02140_240129 HORIZONTAL : RBW:1000.000KHz VBW:0.010KHz SWT:Auto	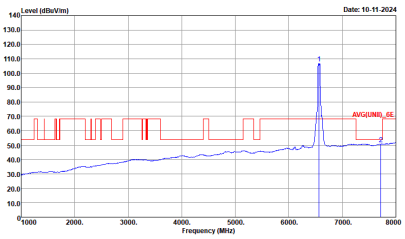 Site : 03CH02-CA Condition : AVG(UNII)_6E 3m HORN_02140_240129 VERTICAL : RBW:1000.000KHz VBW:0.010KHz SWT:Auto

WIFI	Band 7 6525~6875MHz Band Edge @ 3m	
ANT	802.11be EHT40 Full CH147 6685MHz	
4+2	Horizontal	Vertical
Peak	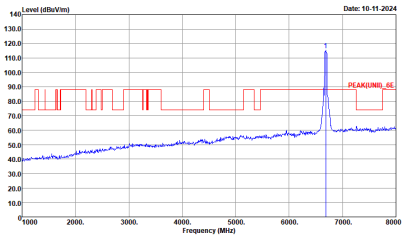 Site : 03CH02-CA Condition : PEAK(UNII)_6E 3m HORN_02140_240129 HORIZONTAL : RBW:1000.000KHz VBW:3000.000KHz SWT:Auto	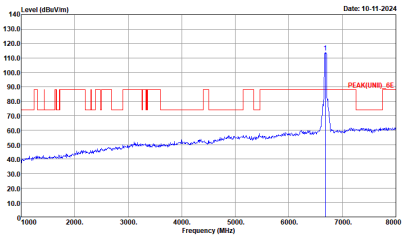 Site : 03CH02-CA Condition : PEAK(UNII)_6E 3m HORN_02140_240129 VERTICAL : RBW:1000.000KHz VBW:3000.000KHz SWT:Auto
Avg.	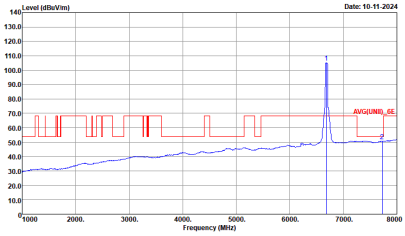 Site : 03CH02-CA Condition : AVG(UNII)_6E 3m HORN_02140_240129 HORIZONTAL : RBW:1000.000KHz VBW:0.010KHz SWT:Auto	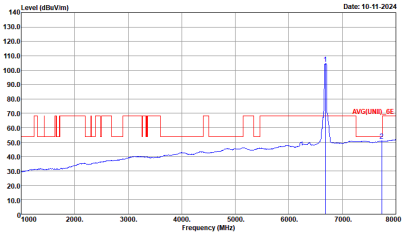 Site : 03CH02-CA Condition : AVG(UNII)_6E 3m HORN_02140_240129 VERTICAL : RBW:1000.000KHz VBW:0.010KHz SWT:Auto

WIFI	Band 7 6525~6875MHz Band Edge @ 3m	
ANT	802.11be EHT40 Full CH179 6845MHz	
4+2	Fundamental	Horizontal
Peak	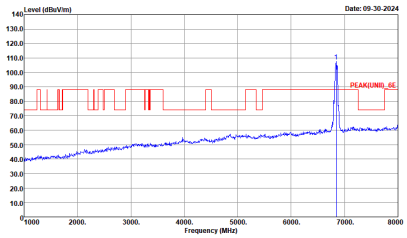 Site : 03CH02-CA Condition : PEAK(UNII)_6E 3m HORN_02140_240129 HORIZONTAL : RBW:1000.000KHz VBW:3000.000KHz SWT:Auto	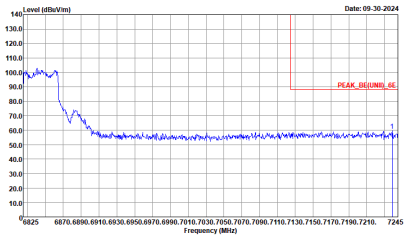 Site : 03CH02-CA Condition : PEAK_BE(UNII)_6E 3m HORN_02140_240129 HORIZONTAL : RBW:1000.000KHz VBW:3000.000KHz SWT:Auto
Avg.	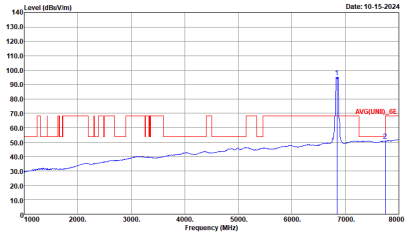 Site : 03CH02-CA Condition : AVG(UNII)_6E 3m HORN_02140_240129 HORIZONTAL : RBW:1000.000KHz VBW:0.300KHz SWT:Auto	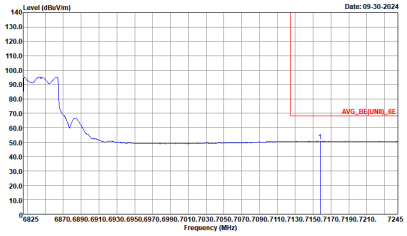 Site : 03CH02-CA Condition : AVG_BE(UNII)_6E 3m HORN_02140_240129 HORIZONTAL : RBW:1000.000KHz VBW:0.300KHz SWT:Auto

WIFI	Band 7 6525~6875MHz Band Edge @ 3m	
ANT	802.11be EHT40 Full CH179 6845MHz	
4+2	Fundamental	Vertical
Peak	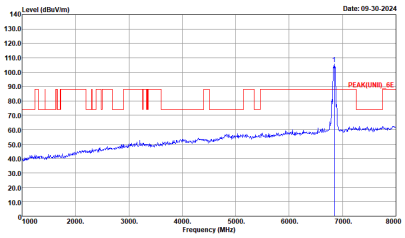 Site : 03CH02-CA Condition : PEAK(UNII)_6E 3m HORN_02140_240129 VERTICAL : RBW:1000.000KHz VBW:3000.000KHz SWT:Auto	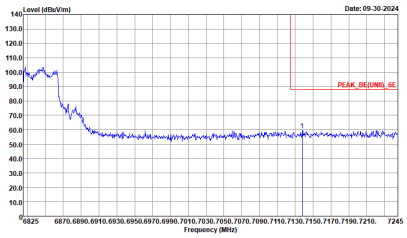 Site : 03CH02-CA Condition : PEAK_BE(UNII)_6E 3m HORN_02140_240129 VERTICAL : RBW:1000.000KHz VBW:3000.000KHz SWT:Auto
Avg.	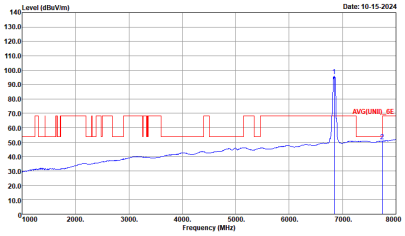 Site : 03CH02-CA Condition : AVG(UNII)_6E 3m HORN_02140_240129 VERTICAL : RBW:1000.000KHz VBW:0.300KHz SWT:Auto	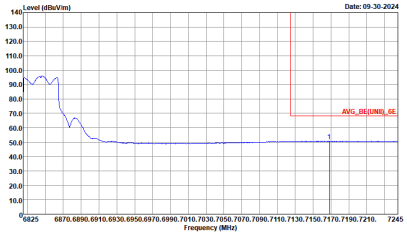 Site : 03CH02-CA Condition : AVG_BE(UNII)_6E 3m HORN_02140_240129 VERTICAL : RBW:1000.000KHz VBW:0.300KHz SWT:Auto

Band 7 6525~6875MHz

WIFI 802.11be EHT80 Full (Band Edge @ 3m)

WIFI	Band 7 6525~6875MHz Band Edge @ 3m	
ANT	802.11be EHT80 Full CH119 6545MHz	
4+2	Horizontal	Vertical
Peak	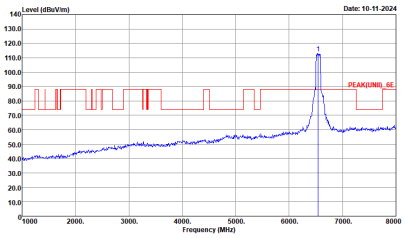 Site : 03CH02-CA Condition : PEAK(UNII)_6E 3m HORN_02140_240129 HORIZONTAL : RBW:1000.000KHz VBW:3000.000KHz SWT:Auto	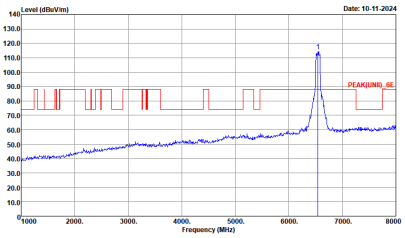 Site : 03CH02-CA Condition : PEAK(UNII)_6E 3m HORN_02140_240129 VERTICAL : RBW:1000.000KHz VBW:3000.000KHz SWT:Auto
Avg.	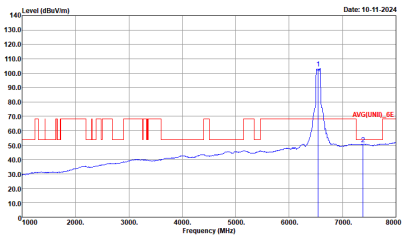 Site : 03CH02-CA Condition : AVG(UNII)_6E 3m HORN_02140_240129 HORIZONTAL : RBW:1000.000KHz VBW:0.010KHz SWT:Auto	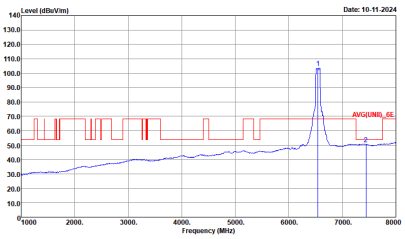 Site : 03CH02-CA Condition : AVG(UNII)_6E 3m HORN_02140_240129 VERTICAL : RBW:1000.000KHz VBW:0.010KHz SWT:Auto

WIFI	Band 7 6525~6875MHz Band Edge @ 3m	
ANT	802.11be EHT80 Full CH135 6625MHz	
4+2	Horizontal	Vertical
Peak	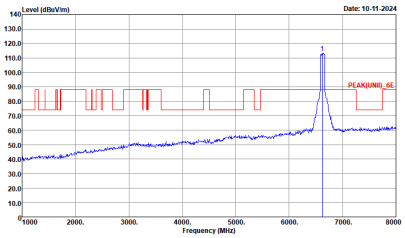 Site : 03CH02-CA Condition : PEAK(UNII)_6E 3m HORN_02140_240129 HORIZONTAL : RBW:1000.000KHz VBW:3000.000KHz SWT:Auto	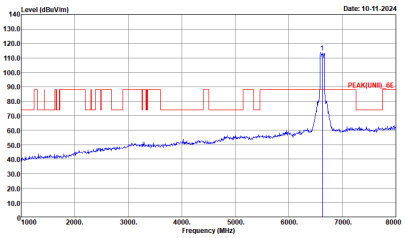 Site : 03CH02-CA Condition : PEAK(UNII)_6E 3m HORN_02140_240129 VERTICAL : RBW:1000.000KHz VBW:3000.000KHz SWT:Auto
Avg.	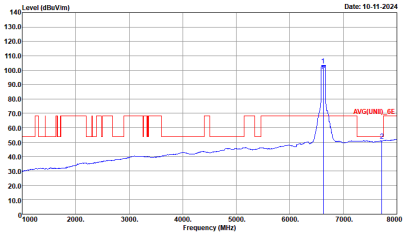 Site : 03CH02-CA Condition : AVG(UNII)_6E 3m HORN_02140_240129 HORIZONTAL : RBW:1000.000KHz VBW:0.010KHz SWT:Auto	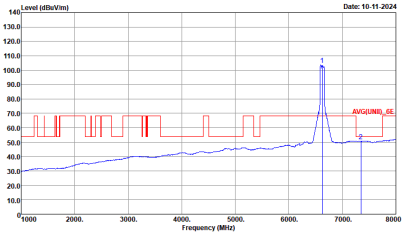 Site : 03CH02-CA Condition : AVG(UNII)_6E 3m HORN_02140_240129 VERTICAL : RBW:1000.000KHz VBW:0.010KHz SWT:Auto

WIFI	Band 7 6525~6875MHz Band Edge @ 3m	
ANT	802.11be EHT80 Full CH151 6705MHz	
4+2	Horizontal	Vertical
Peak	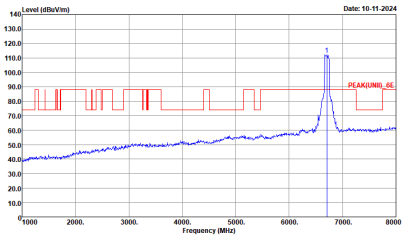 Site : 03CH02-CA Condition : PEAK(UNII)_6E 3m HORN_02140_240129 HORIZONTAL : RBW:1000.000KHz VBW:3000.000KHz SWT:Auto	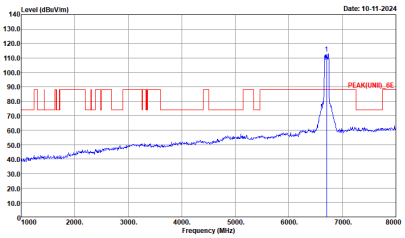 Site : 03CH02-CA Condition : PEAK(UNII)_6E 3m HORN_02140_240129 VERTICAL : RBW:1000.000KHz VBW:3000.000KHz SWT:Auto
Avg.	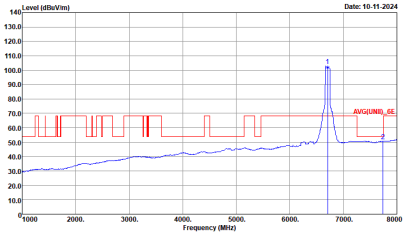 Site : 03CH02-CA Condition : AVG(UNII)_6E 3m HORN_02140_240129 HORIZONTAL : RBW:1000.000KHz VBW:0.010KHz SWT:Auto	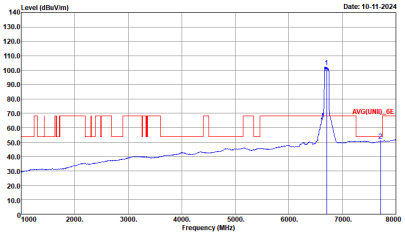 Site : 03CH02-CA Condition : AVG(UNII)_6E 3m HORN_02140_240129 VERTICAL : RBW:1000.000KHz VBW:0.010KHz SWT:Auto

WIFI	Band 7 6525~6875MHz Band Edge @ 3m	
ANT	802.11be EHT80 Full CH167 6785MHz	
4+2	Horizontal	Vertical
Peak	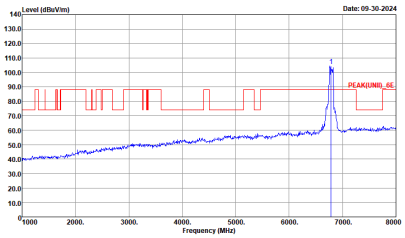 Site : 03CH02-CA Condition : PEAK(UNII)_6E 3m HORN_02140_240129 HORIZONTAL : RBW:1000.000KHz VBW:3000.000KHz SWT:Auto	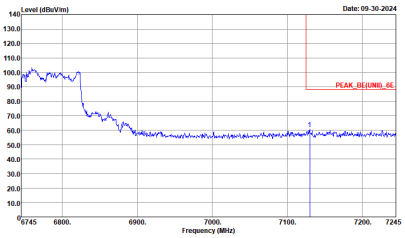 Site : 03CH02-CA Condition : PEAK_BE(UNII)_6E 3m HORN_02140_240129 HORIZONTAL : RBW:1000.000KHz VBW:3000.000KHz SWT:Auto
Avg.	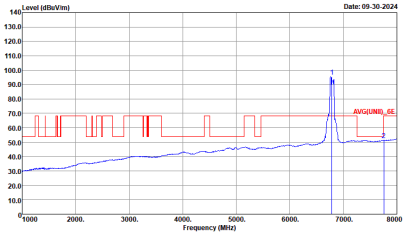 Site : 03CH02-CA Condition : AVG(UNII)_6E 3m HORN_02140_240129 HORIZONTAL : RBW:1000.000KHz VBW:0.010KHz SWT:Auto	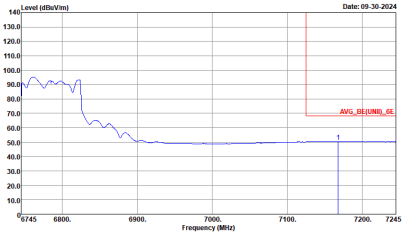 Site : 03CH02-CA Condition : AVG_BE(UNII)_6E 3m HORN_02140_240129 HORIZONTAL : RBW:1000.000KHz VBW:0.010KHz SWT:Auto

Band 7 6525~6875MHz

WIFI 802.11be EHT160 Full (Band Edge @ 3m)

WIFI	Band 7 6525~6875MHz Band Edge @ 3m	
ANT	802.11be EHT160 Full CH143 6665MHz	
4+2	Horizontal	Vertical
Peak	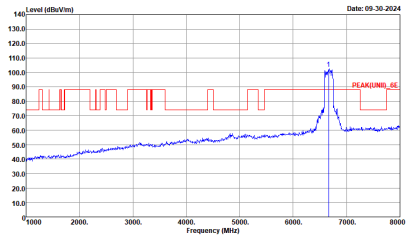 Site : 03CH02-CA Condition : PEAK(UNII)_6E 3m HORN_02140_240129 HORIZONTAL : RBW:1000.000KHz VBW:3000.000KHz SWT:Auto	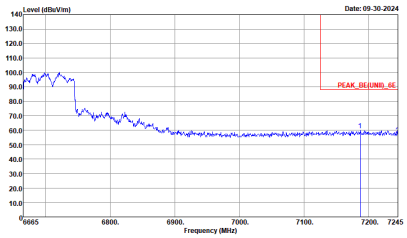 Site : 03CH02-CA Condition : PEAK_BE(UNII)_6E 3m HORN_02140_240129 HORIZONTAL : RBW:1000.000KHz VBW:3000.000KHz SWT:Auto
Avg.	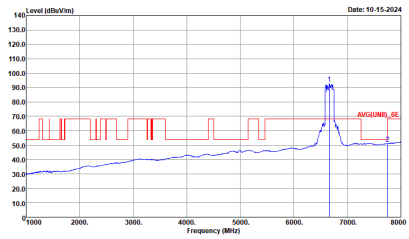 Site : 03CH02-CA Condition : AVG(UNII)_6E 3m HORN_02140_240129 HORIZONTAL : RBW:1000.000KHz VBW:0.010KHz SWT:Auto	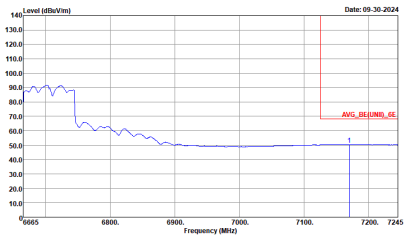 Site : 03CH02-CA Condition : AVG_BE(UNII)_6E 3m HORN_02140_240129 HORIZONTAL : RBW:1000.000KHz VBW:0.010KHz SWT:Auto

Band 7 6525~6875MHz

WIFI 802.11be EHT320 Full (Band Edge @ 3m)

WIFI	Band 7 6525~6875MHz Band Edge @ 3m	
ANT	802.11be EHT320 Full CH127 6585MHz	
4+2	Fundamental	Horizontal
Peak	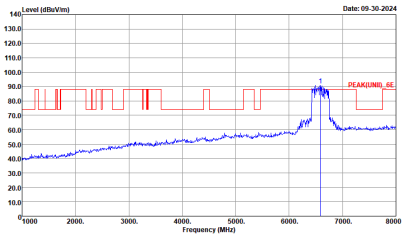 Site : 03CH02-CA Condition : PEAK(UNII)_6E 3m HORN_02140_240129 HORIZONTAL : RBW:1000.000KHz VBW:3000.000KHz SWT:Auto	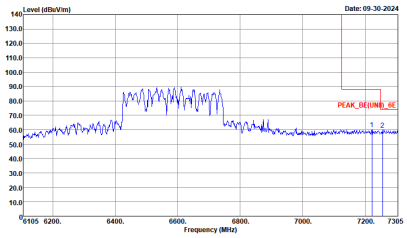 Site : 03CH02-CA Condition : PEAK_BE(UNII)_6E 3m HORN_02140_240129 HORIZONTAL : RBW:1000.000KHz VBW:3000.000KHz SWT:Auto
Avg.	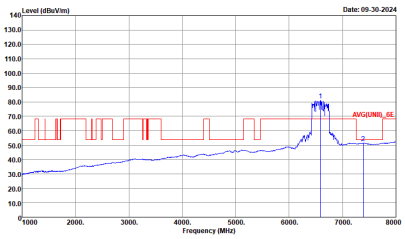 Site : 03CH02-CA Condition : AVG(UNII)_6E 3m HORN_02140_240129 HORIZONTAL : RBW:1000.000KHz VBW:1.000KHz SWT:Auto	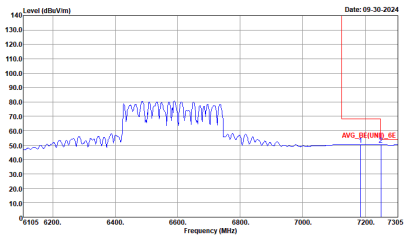 Site : 03CH02-CA Condition : AVG_BE(UNII)_6E 3m HORN_02140_240129 HORIZONTAL : RBW:1000.000KHz VBW:0.010KHz SWT:Auto

WIFI	Band 7 6525~6875MHz Band Edge @ 3m	
ANT	802.11be EHT320 Full CH127 6585MHz	
4+2	Fundamental	Vertical
Peak	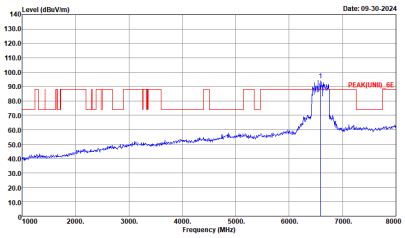 Site : 03CH02-CA Condition : PEAK(UNII)_6E 3m HORN_02140_240129 VERTICAL : RBW:1000.000KHz VBW:3000.000KHz SWT:Auto	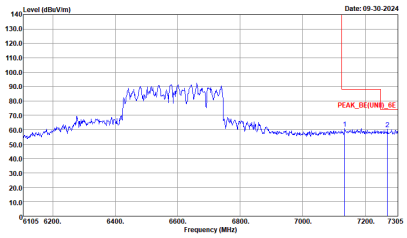 Site : 03CH02-CA Condition : PEAK_BE(UNII)_6E 3m HORN_02140_240129 VERTICAL : RBW:1000.000KHz VBW:3000.000KHz SWT:Auto
Avg.	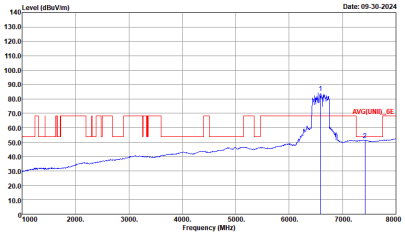 Site : 03CH02-CA Condition : AVG(UNII)_6E 3m HORN_02140_240129 VERTICAL : RBW:1000.000KHz VBW:1.000KHz SWT:Auto	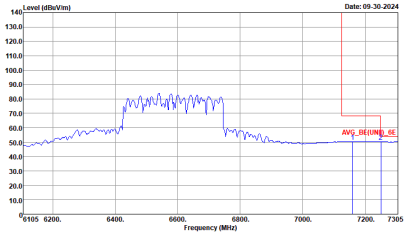 Site : 03CH02-CA Condition : AVG_BE(UNII)_6E 3m HORN_02140_240129 VERTICAL : RBW:1000.000KHz VBW:0.010KHz SWT:Auto

Band 7 - 6525~6875MHz

WIFI 802.11a (Harmonic @ 3m)

WIFI	Band 7 6525~6875MHz Harmonic @ 3m	
ANT	802.11a CH117 6535MHz	
4+2	Horizontal	Vertical
Peak Avg.	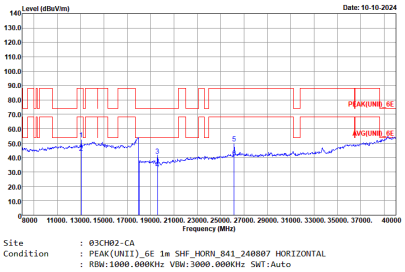 Site : 03CH02-CA Condition : PEAK(UNII)_6E 1m SHF_HORN_841_240807 HORIZONTAL : RBW:1000.000KHz VBW:3000.000KHz SWT:Auto	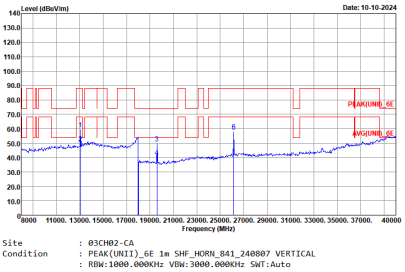 Site : 03CH02-CA Condition : PEAK(UNII)_6E 1m SHF_HORN_841_240807 VERTICAL : RBW:1000.000KHz VBW:3000.000KHz SWT:Auto

WIFI	Band 7 6525~6875MHz Band Edge @ 3m	
ANT	802.11a CH117 6535MHz	
4+2	Horizontal	Vertical
10.6G ~18G Avg.	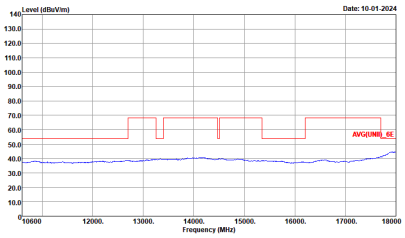 Site : 03CH02-CA Condition : AVG(UNII)_6E 3m HORN_02140_240129 HORIZONTAL : RBW:1000.000KHz VBW:1.000KHz SWT:Auto	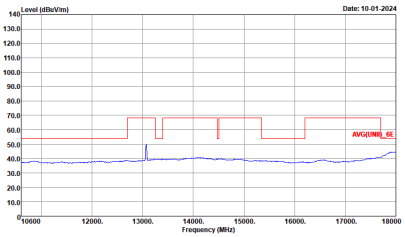 Site : 03CH02-CA Condition : AVG(UNII)_6E 3m HORN_02140_240129 VERTICAL : RBW:1000.000KHz VBW:1.000KHz SWT:Auto
38.6G ~40G Avg.	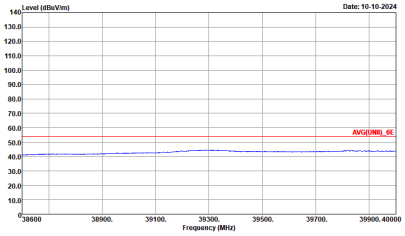 Site : 03CH02-CA Condition : AVG(UNII)_6E 1m SHF_HORN_841_240807 HORIZONTAL : RBW:1000.000KHz VBW:1.000KHz SWT:Auto	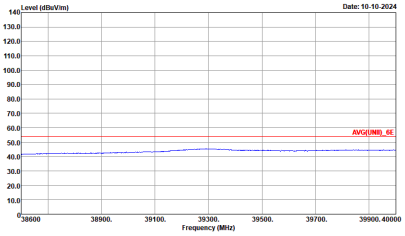 Site : 03CH02-CA Condition : AVG(UNII)_6E 1m SHF_HORN_841_240807 VERTICAL : RBW:1000.000KHz VBW:1.000KHz SWT:Auto

WIFI	Band 7 6525~6875MHz Harmonic @ 3m	
ANT	802.11a CH149 6695MHz	
4+2	Horizontal	Vertical
Peak Avg.	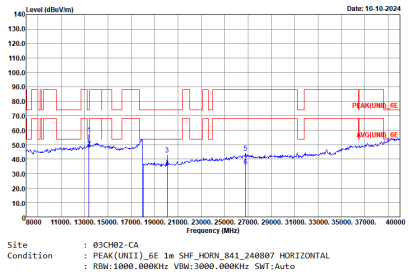	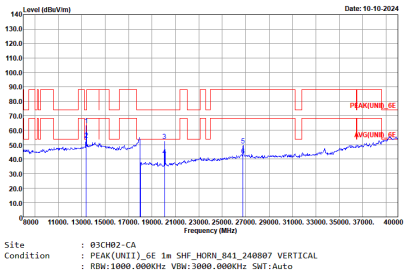

WIFI	Band 7 6525~6875MHz Band Edge @ 3m	
ANT	802.11a CH149 6695MHz	
4+2	Horizontal	Vertical
10.6G ~18G Avg.	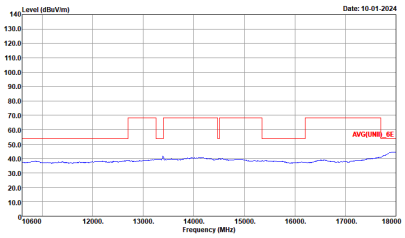 Site : 03CH02-CA Condition : AVG(UNII)_6E 3m HORN_02140_240129 HORIZONTAL : RBW:1000.000KHz VBW:1.000KHz SWT:Auto	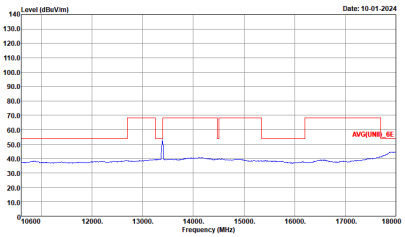 Site : 03CH02-CA Condition : AVG(UNII)_6E 3m HORN_02140_240129 VERTICAL : RBW:1000.000KHz VBW:1.000KHz SWT:Auto
38.6G ~40G Avg.	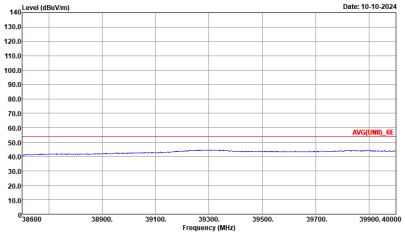 Site : 03CH02-CA Condition : AVG(UNII)_6E 1m SHF_HORN_841_240807 HORIZONTAL : RBW:1000.000KHz VBW:1.000KHz SWT:Auto	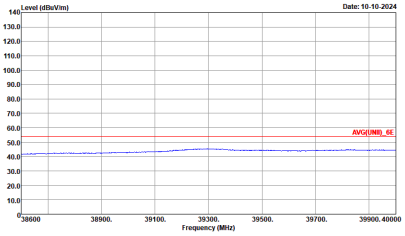 Site : 03CH02-CA Condition : AVG(UNII)_6E 1m SHF_HORN_841_240807 VERTICAL : RBW:1000.000KHz VBW:1.000KHz SWT:Auto

WIFI	Band 7 6525~6875MHz Harmonic @ 3m	
ANT	802.11a CH181 6855MHz	
4+2	Horizontal	Vertical
Peak Avg.	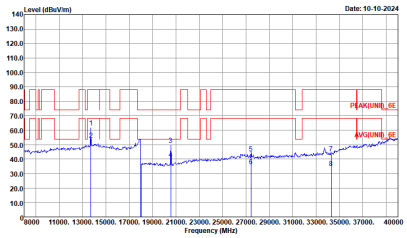 Site : 03CH02-CA Condition : PEAK(UNII)_6E 1m SHF_HORN_841_240807 HORIZONTAL : RBW:1000.000KHz VBW:3000.000KHz SWT:Auto	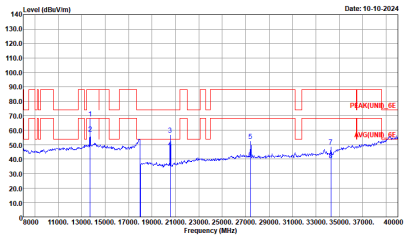 Site : 03CH02-CA Condition : PEAK(UNII)_6E 1m SHF_HORN_841_240807 VERTICAL : RBW:1000.000KHz VBW:3000.000KHz SWT:Auto

WIFI	Band 7 6525~6875MHz Band Edge @ 3m	
ANT	802.11a CH181 6855MHz	
4+2	Horizontal	Vertical
10.6G ~18G Avg.	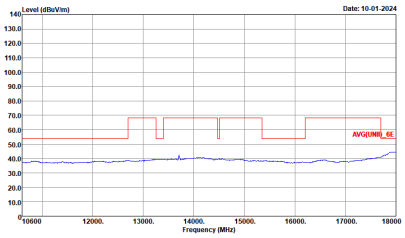 Site : 03CH02-CA Condition : AVG(UNII)_6E 3m HORN_02140_240129 HORIZONTAL : RBW:1000.000KHz VBW:1.000KHz SWT:Auto	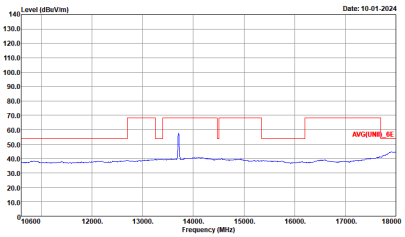 Site : 03CH02-CA Condition : AVG(UNII)_6E 3m HORN_02140_240129 VERTICAL : RBW:1000.000KHz VBW:1.000KHz SWT:Auto
38.6G ~40G Avg.	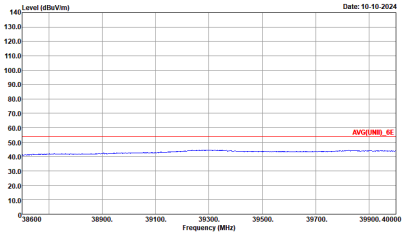 Site : 03CH02-CA Condition : AVG(UNII)_6E 1m SHF_HORN_841_240807 HORIZONTAL : RBW:1000.000KHz VBW:1.000KHz SWT:Auto	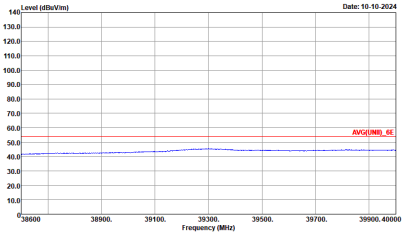 Site : 03CH02-CA Condition : AVG(UNII)_6E 1m SHF_HORN_841_240807 VERTICAL : RBW:1000.000KHz VBW:1.000KHz SWT:Auto

Band 7 6525~6875MHz

WIFI 802.11be EHT20 Full (Harmonic @ 3m)

WIFI	Band 7 6525~6875MHz Harmonic @ 3m	
ANT	802.11be EHT20 Full CH117 6535MHz	
4+2	Horizontal	Vertical
Peak Avg.	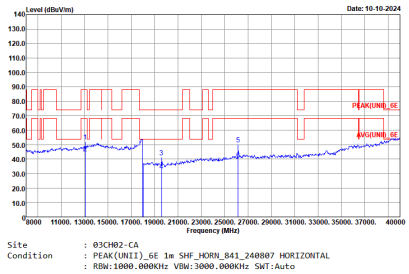	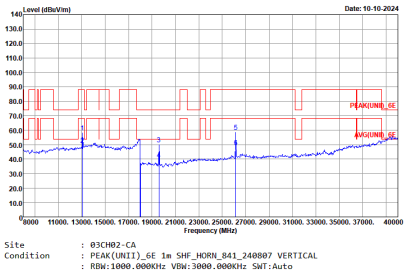

WIFI	Band 7 6525~6875MHz Band Edge @ 3m	
ANT		
4+2	Horizontal	Vertical
10.6G ~18G Avg.	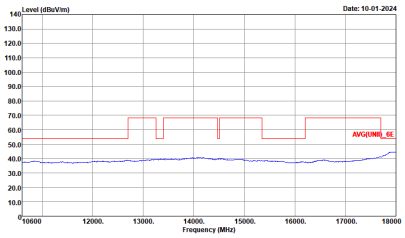 Site : 03CH02-CA Condition : AVG(UNII)_6E 3m HORN_02140_240129 HORIZONTAL : RBW:1000.000KHz VBW:1.000KHz SWT:Auto	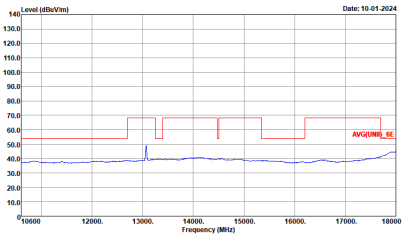 Site : 03CH02-CA Condition : AVG(UNII)_6E 3m HORN_02140_240129 VERTICAL : RBW:1000.000KHz VBW:1.000KHz SWT:Auto
38.6G ~40G Avg.	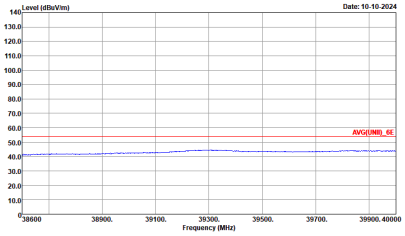 Site : 03CH02-CA Condition : AVG(UNII)_6E 1m SHF_HORN_841_240807 HORIZONTAL : RBW:1000.000KHz VBW:1.000KHz SWT:Auto	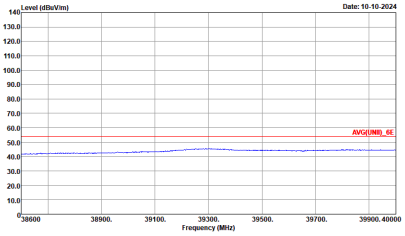 Site : 03CH02-CA Condition : AVG(UNII)_6E 1m SHF_HORN_841_240807 VERTICAL : RBW:1000.000KHz VBW:1.000KHz SWT:Auto

WIFI	Band 7 6525~6875MHz Harmonic @ 3m	
ANT	802.11be EHT20 Full CH149 6695MHz	
4+2	Horizontal	Vertical
Peak Avg.	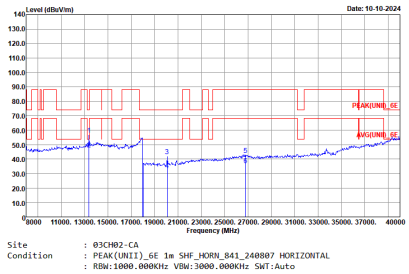	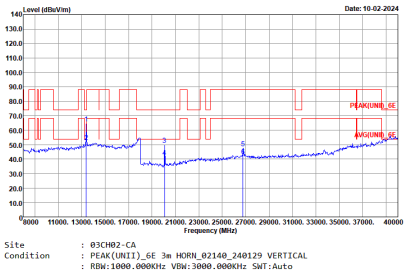

WIFI	Band 7 6525~6875MHz Band Edge @ 3m	
ANT	802.11be EHT20 Full CH149 6695MHz	
4+2	Horizontal	Vertical
10.6G ~18G Avg.	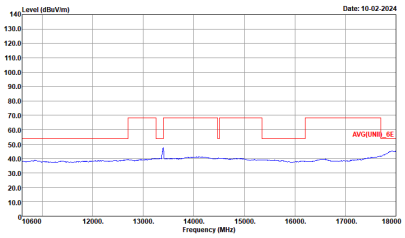 Site : 03CH02-CA Condition : AVG(UNII)_6E 3m HORN_02140_240129 HORIZONTAL : RBW:1000.000KHz VBW:1.000KHz SWT:Auto	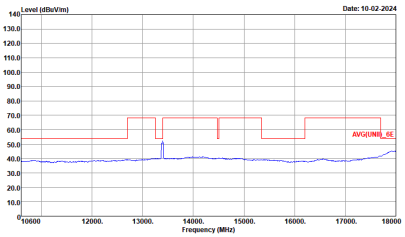 Site : 03CH02-CA Condition : AVG(UNII)_6E 3m HORN_02140_240129 VERTICAL : RBW:1000.000KHz VBW:1.000KHz SWT:Auto
38.6G ~40G Avg.	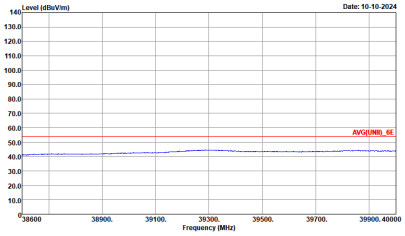 Site : 03CH02-CA Condition : AVG(UNII)_6E 1m SHF_HORN_841_240807 HORIZONTAL : RBW:1000.000KHz VBW:1.000KHz SWT:Auto	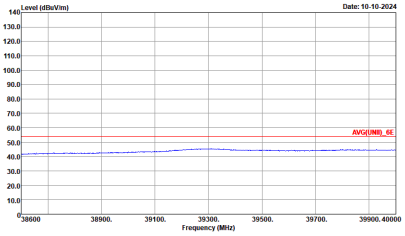 Site : 03CH02-CA Condition : AVG(UNII)_6E 1m SHF_HORN_841_240807 VERTICAL : RBW:1000.000KHz VBW:1.000KHz SWT:Auto

WIFI	Band 7 6525~6875MHz Harmonic @ 3m	
ANT	802.11be EHT20 Full CH181 6855MHz	
4+2	Horizontal	Vertical
Peak Avg.	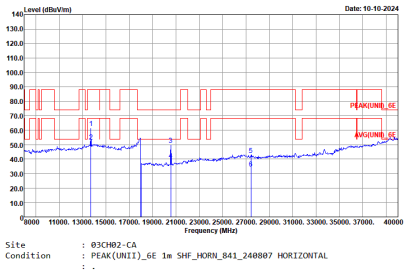	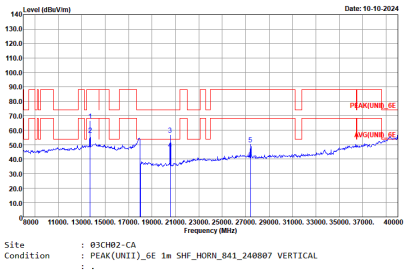

WIFI	Band 7 6525~6875MHz Band Edge @ 3m	
ANT	802.11be EHT20 Full CH181 6855MHz	
4+2	Horizontal	Vertical
10.6G ~18G Avg.	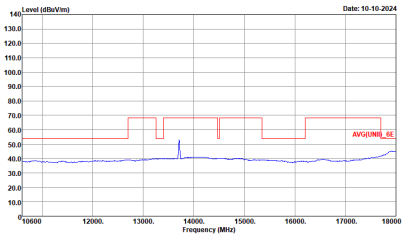 Site : 03CH02-CA Condition : AVG(UNII)_6E 3m HORN_02140_240129 HORIZONTAL : .	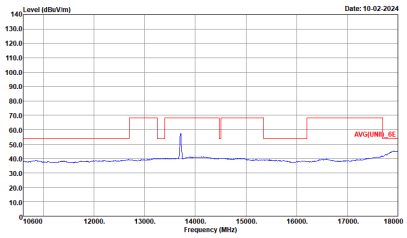 Site : 03CH02-CA Condition : AVG(UNII)_6E 3m HORN_02140_240129 VERTICAL : .
38.6G ~40G Avg.	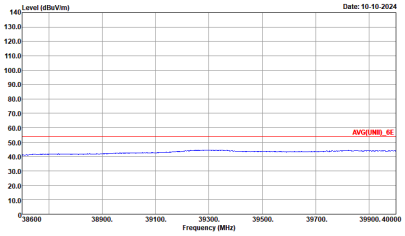 Site : 03CH02-CA Condition : AVG(UNII)_6E 1m SHF_HORN_841_240807 HORIZONTAL : .	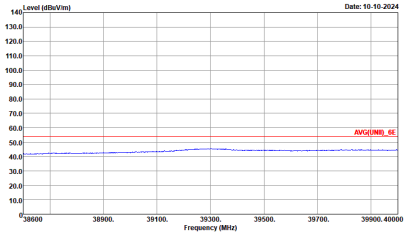 Site : 03CH02-CA Condition : AVG(UNII)_6E 1m SHF_HORN_841_240807 VERTICAL : .

Band 7 6525~6875MHz

WIFI 802.11be EHT40 Full (Harmonic @ 3m)

WIFI	Band 7 6525~6875MHz Harmonic @ 3m	
ANT	802.11be EHT40 Full CH123 6565MHz	
4+2	Horizontal	Vertical
Peak Avg.	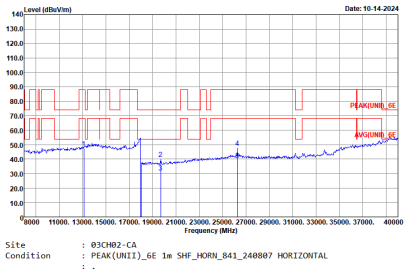	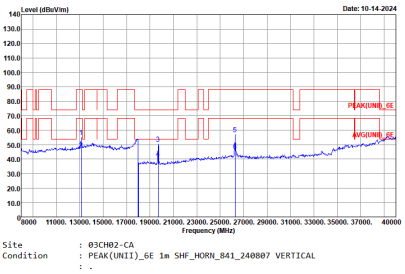

WIFI	Band 7 6525~6875MHz Band Edge @ 3m	
ANT	802.11be EHT40 Full CH123 6565MHz	
4+2	Horizontal	Vertical
10.6G ~18G Avg.	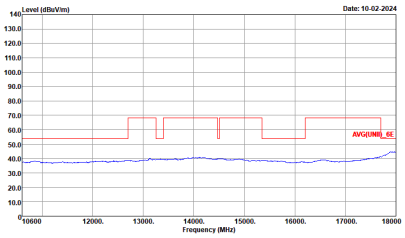 Site : 03CH02-CA Condition : AVG(UNII)_6E 3m HORN_02140_240129 HORIZONTAL : .	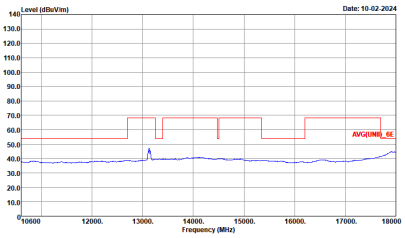 Site : 03CH02-CA Condition : AVG(UNII)_6E 3m HORN_02140_240129 VERTICAL : .
38.6G ~40G Avg.	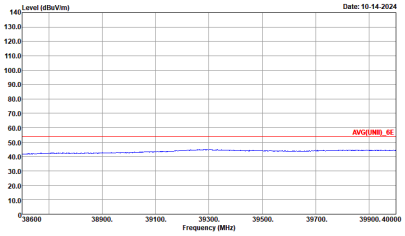 Site : 03CH02-CA Condition : AVG(UNII)_6E 1m SHF_HORN_841_240807 HORIZONTAL : .	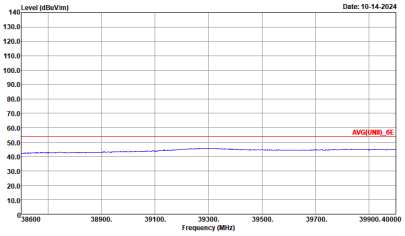 Site : 03CH02-CA Condition : AVG(UNII)_6E 1m SHF_HORN_841_240807 VERTICAL : .

WIFI	Band 7 6525~6875MHz Harmonic @ 3m	
ANT	802.11be EHT40 Full CH147 6685MHz	
4+2	Horizontal	Vertical
Peak Avg.	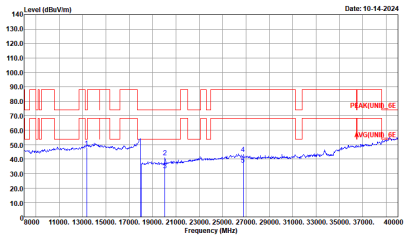 Site : 03CH02-CA Condition : PEAK(UNII)_6E 1m SHF_HORN_841_240807 HORIZONTAL : .	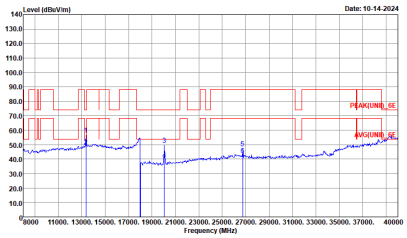 Site : 03CH02-CA Condition : PEAK(UNII)_6E 1m SHF_HORN_841_240807 VERTICAL : .

WIFI	Band 7 6525~6875MHz Band Edge @ 3m	
ANT	802.11be EHT40 Full CH147 6685MHz	
4+2	Horizontal	Vertical
10.6G ~18G Avg.	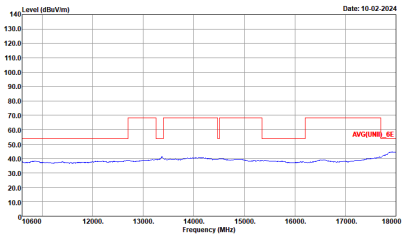 Site : 03CH02-CA Condition : AVG(UNII)_6E 3m HORN_02140_240129 HORIZONTAL : .	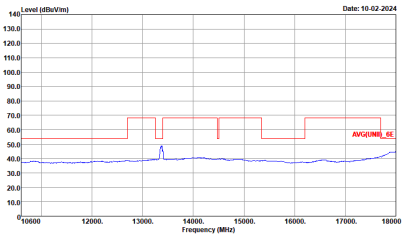 Site : 03CH02-CA Condition : AVG(UNII)_6E 3m HORN_02140_240129 VERTICAL : .
38.6G ~40G Avg.	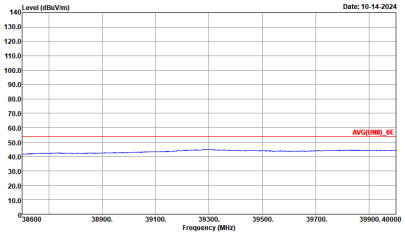 Site : 03CH02-CA Condition : AVG(UNII)_6E 1m SHF_HORN_841_240807 HORIZONTAL : .	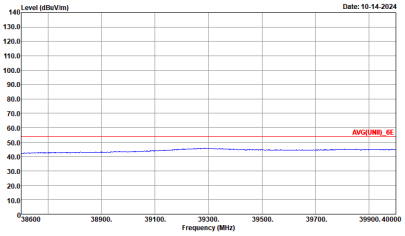 Site : 03CH02-CA Condition : AVG(UNII)_6E 1m SHF_HORN_841_240807 VERTICAL : .

WIFI	Band 7 6525~6875MHz Harmonic @ 3m	
ANT	802.11be EHT40 Full CH179 6845MHz	
4+2	Horizontal	Vertical
Peak Avg.	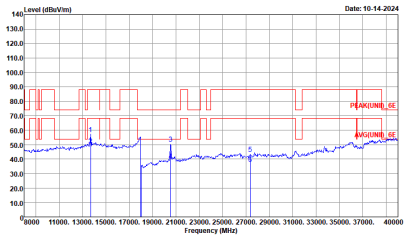 Site : 03CH02-CA Condition : PEAK(UNII)_6E 1m SHF_HORN_841_240807 HORIZONTAL : .	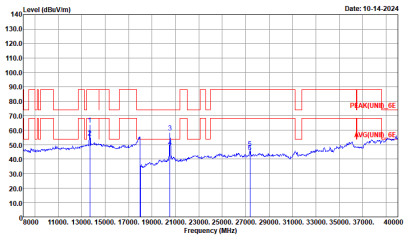 Site : 03CH02-CA Condition : PEAK(UNII)_6E 1m SHF_HORN_841_240807 VERTICAL : .

WIFI	Band 7 6525~6875MHz Band Edge @ 3m	
ANT	802.11be EHT40 Full CH179 6845MHz	
4+2	Horizontal	Vertical
10.6G ~18G Avg.	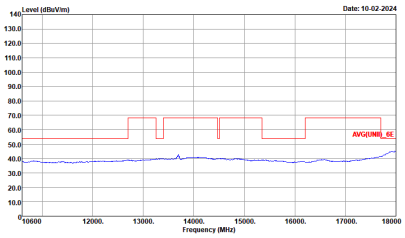 Site : 03CH02-CA Condition : AVG(UNII)_6E 3m HORN_02140_240129 HORIZONTAL : .	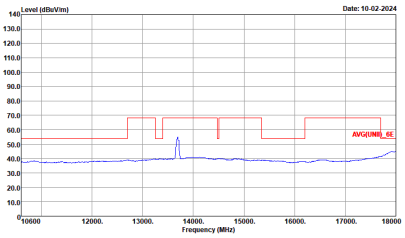 Site : 03CH02-CA Condition : AVG(UNII)_6E 3m HORN_02140_240129 VERTICAL : .
38.6G ~40G Avg.	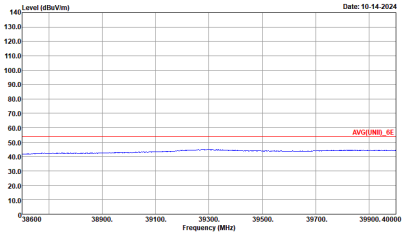 Site : 03CH02-CA Condition : AVG(UNII)_6E 1m SHF_HORN_841_240807 HORIZONTAL : .	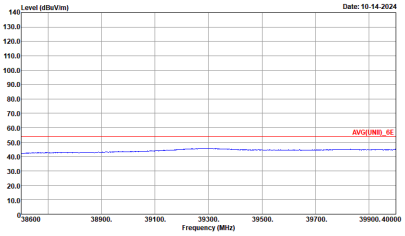 Site : 03CH02-CA Condition : AVG(UNII)_6E 1m SHF_HORN_841_240807 VERTICAL : .

Band 7 6525~6875MHz

WIFI 802.11be EHT80 Full (Harmonic @ 3m)

WIFI	Band 7 6525~6875MHz Harmonic @ 3m	
ANT	802.11be EHT80 Full CH119 6545MHz	
4+2	Horizontal	Vertical
Peak Avg.	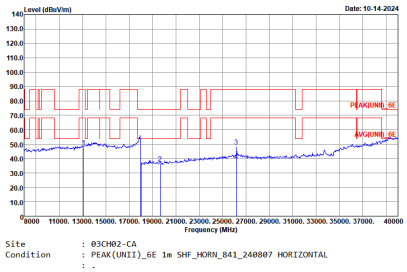	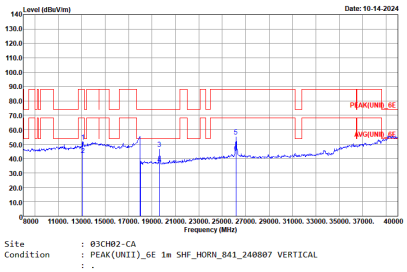

WIFI	Band 7 6525~6875MHz Band Edge @ 3m	
ANT	802.11be EHT80 Full CH119 6545MHz	
4+2	Horizontal	Vertical
10.6G ~18G Avg.	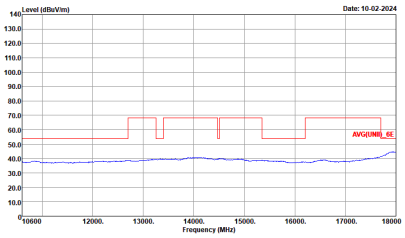 Site : 03CH02-CA Condition : AVG(UNII)_6E 3m HORN_02140_240129 HORIZONTAL : .	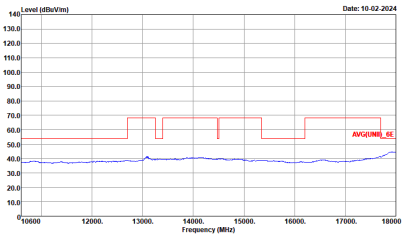 Site : 03CH02-CA Condition : AVG(UNII)_6E 3m HORN_02140_240129 VERTICAL : .
38.6G ~40G Avg.	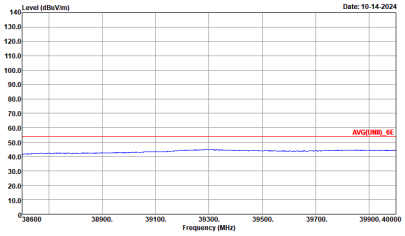 Site : 03CH02-CA Condition : AVG(UNII)_6E 1m SHF_HORN_841_240807 HORIZONTAL : .	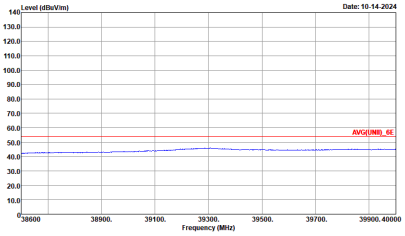 Site : 03CH02-CA Condition : AVG(UNII)_6E 1m SHF_HORN_841_240807 VERTICAL : .

WIFI	Band 7 6525~6875MHz Harmonic @ 3m	
ANT	802.11be EHT80 Full CH135 6625MHz	
4+2	Horizontal	Vertical
Peak Avg.	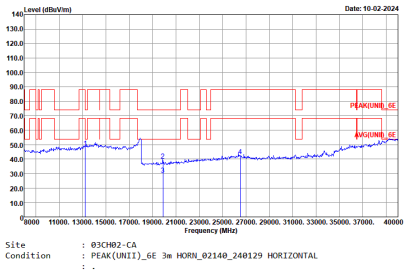	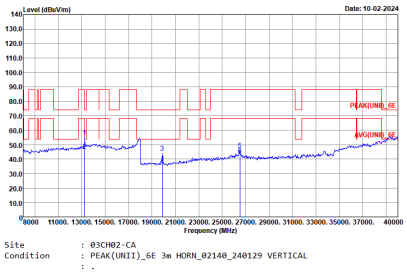

WIFI	Band 7 6525~6875MHz Band Edge @ 3m	
ANT	802.11be EHT80 Full CH135 6625MHz	
4+2	Horizontal	Vertical
10.6G ~18G Avg.	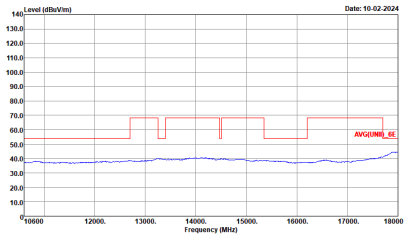 Site : 03CH02-CA Condition : AVG(UNII)_6E 3m HORN_02140_240129 HORIZONTAL : .	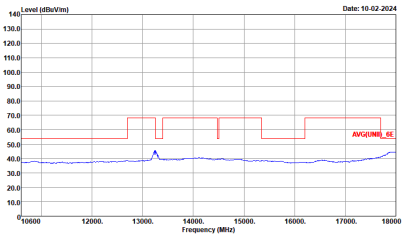 Site : 03CH02-CA Condition : AVG(UNII)_6E 3m HORN_02140_240129 VERTICAL : .
38.6G ~40G Avg.	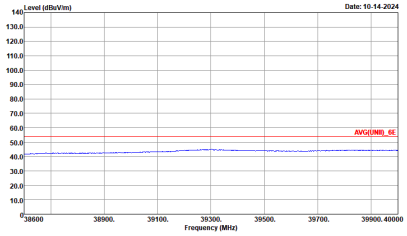 Site : 03CH02-CA Condition : AVG(UNII)_6E 1m SHF_HORN_841_240807 HORIZONTAL : .	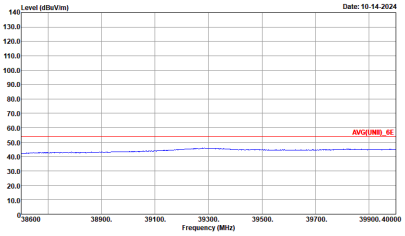 Site : 03CH02-CA Condition : AVG(UNII)_6E 1m SHF_HORN_841_240807 VERTICAL : .

WIFI	Band 7 6525~6875MHz Harmonic @ 3m	
ANT	802.11be EHT80 Full CH151 6705MHz	
4+2	Horizontal	Vertical
Peak Avg.	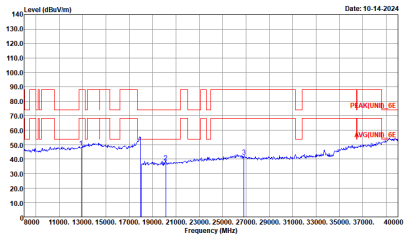 Site : 03CH02-CA Condition : PEAK(UNII)_6E 1m SHF_HORN_841_240807 HORIZONTAL : .	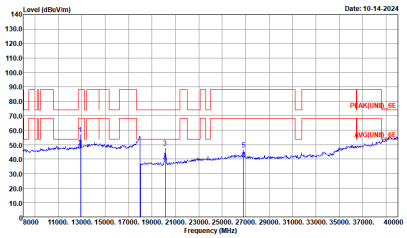 Site : 03CH02-CA Condition : PEAK(UNII)_6E 1m SHF_HORN_841_240807 VERTICAL : .

WIFI	Band 7 6525~6875MHz Band Edge @ 3m	
ANT	802.11be EHT80 Full CH151 6705MHz	
4+2	Horizontal	Vertical
10.6G ~18G Avg.	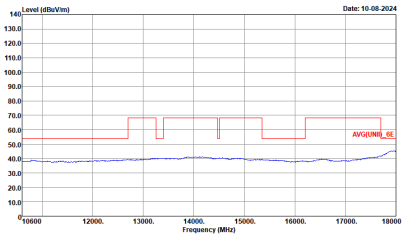 Site : 03CH02-CA Condition : AVG(UNII)_6E 3m HORN_02140_240129 HORIZONTAL : .	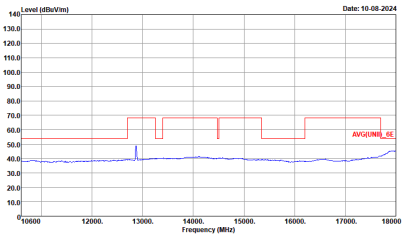 Site : 03CH02-CA Condition : AVG(UNII)_6E 3m HORN_02140_240129 VERTICAL : .
38.6G ~40G Avg.	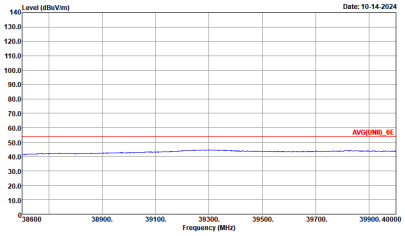 Site : 03CH02-CA Condition : AVG(UNII)_6E 1m SHF_HORN_841_240807 HORIZONTAL : .	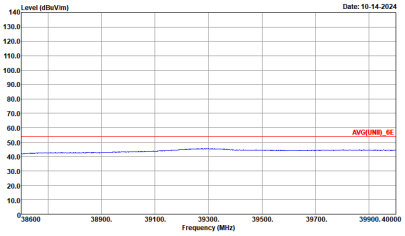 Site : 03CH02-CA Condition : AVG(UNII)_6E 1m SHF_HORN_841_240807 VERTICAL : .

WIFI	Band 7 6525~6875MHz Harmonic @ 3m	
ANT	802.11be EHT80 Full CH167 6785MHz	
4+2	Horizontal	Vertical
Peak Avg.	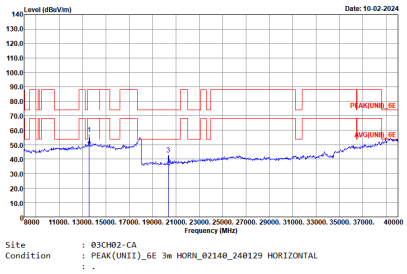	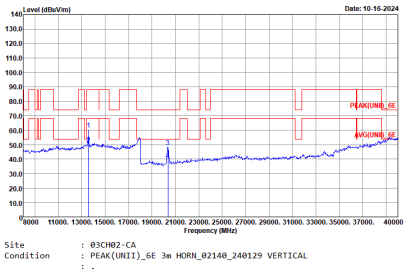

WIFI	Band 7 6525~6875MHz Band Edge @ 3m	
ANT	802.11be EHT80 Full CH167 6785MHz	
4+2	Horizontal	Vertical
10.6G ~18G Avg.	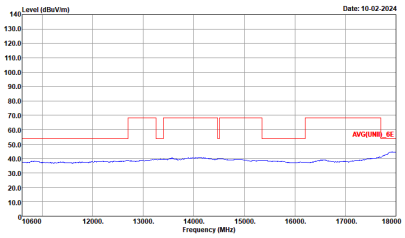 Site : 03CH02-CA Condition : AVG(UNII)_6E 3m HORN_02140_240129 HORIZONTAL : .	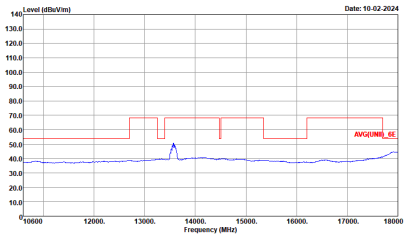 Site : 03CH02-CA Condition : AVG(UNII)_6E 3m HORN_02140_240129 VERTICAL : .
38.6G ~40G Avg.	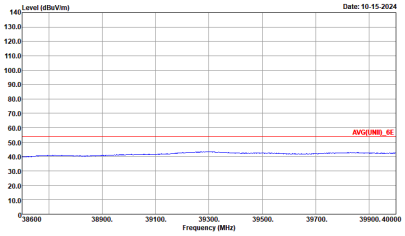 Site : 03CH02-CA Condition : AVG(UNII)_6E 1m SHF_HORN_841_240807 HORIZONTAL : .	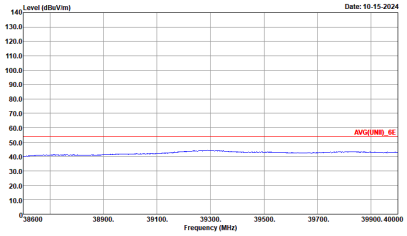 Site : 03CH02-CA Condition : AVG(UNII)_6E 1m SHF_HORN_841_240807 VERTICAL : .

Band 7 6525~6875MHz

WIFI 802.11be EHT160 Full (Harmonic @ 3m)

WIFI	Band 7 6525~6875MHz Harmonic @ 3m	
ANT	802.11be EHT160 Full CH143 6665MHz	
4+2	Horizontal	Vertical
Peak Avg.	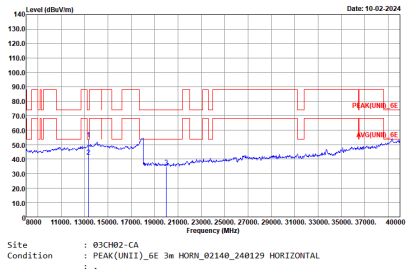	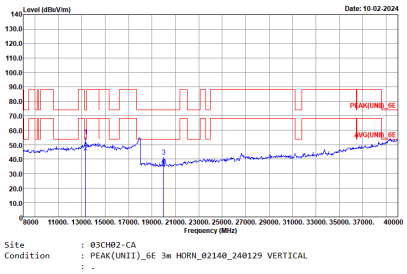

WIFI	Band 7 6525~6875MHz Band Edge @ 3m	
ANT	802.11be EHT160 Full CH143 6665MHz	
4+2	Horizontal	Vertical
10.6G ~18G Avg.	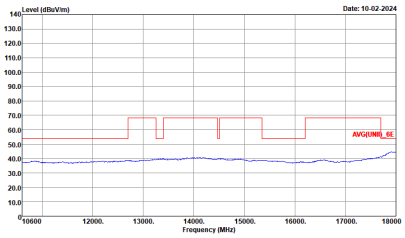 Site : 03CH02-CA Condition : AVG(UNII)_6E 3m HORN_02140_240129 HORIZONTAL : .	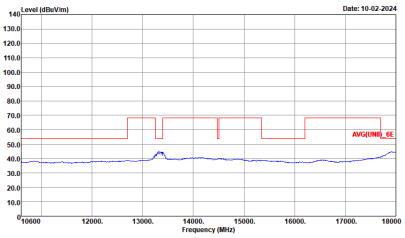 Site : 03CH02-CA Condition : AVG(UNII)_6E 3m HORN_02140_240129 VERTICAL : .
38.6G ~40G Avg.	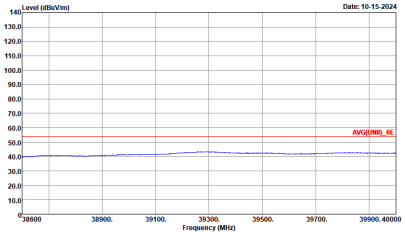 Site : 03CH02-CA Condition : AVG(UNII)_6E 1m SHF_HORN_841_240807 HORIZONTAL : .	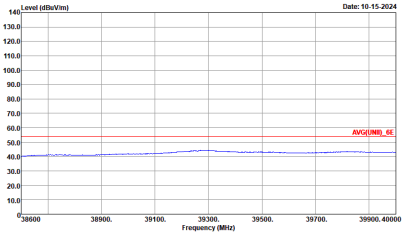 Site : 03CH02-CA Condition : AVG(UNII)_6E 1m SHF_HORN_841_240807 VERTICAL : .

Band 7 6525~6875MHz

WIFI 802.11be EHT320 Full (Harmonic @ 3m)

WIFI	Band 7 6525~6875MHz Harmonic @ 3m	
ANT	802.11be EHT320 Full CH127 6585MHz	
4+2	Horizontal	Vertical
Peak Avg.	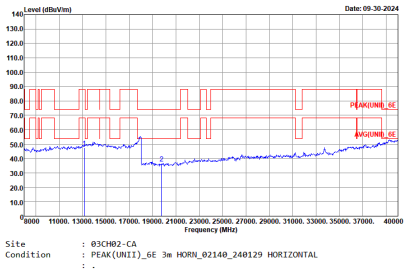	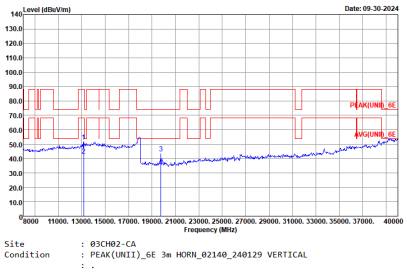

WIFI	Band 7 6525~6875MHz Band Edge @ 3m	
ANT	802.11be EHT320 Full CH127 6585MHz	
4+2	Horizontal	Vertical
10.6G ~18G Avg.	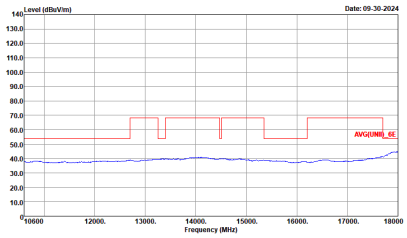 Site : 03CH02-CA Condition : AVG(UNII)_6E 3m HORN_02140_240129 HORIZONTAL : .	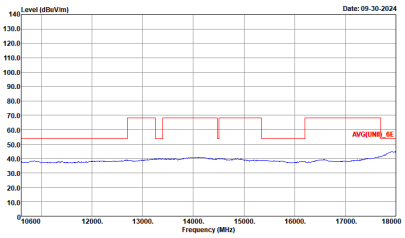 Site : 03CH02-CA Condition : AVG(UNII)_6E 3m HORN_02140_240129 VERTICAL : .
38.6G ~40G Avg.	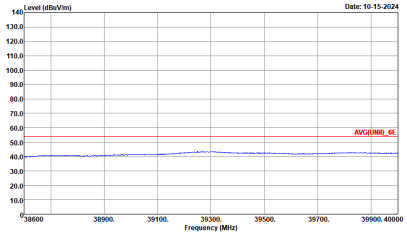 Site : 03CH02-CA Condition : AVG(UNII)_6E 1m SHF_HORN_841_240807 HORIZONTAL : .	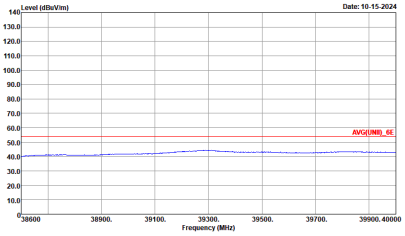 Site : 03CH02-CA Condition : AVG(UNII)_6E 1m SHF_HORN_841_240807 VERTICAL : .

Emission below 1GHz

5GHz WIFI 802.11a (LF)

WIFI	5GHz WIFI	
ANT	802.11a LF	
4+2	Horizontal	Vertical
QP / Peak	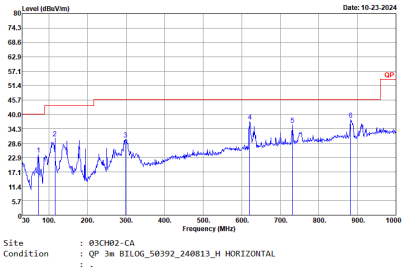	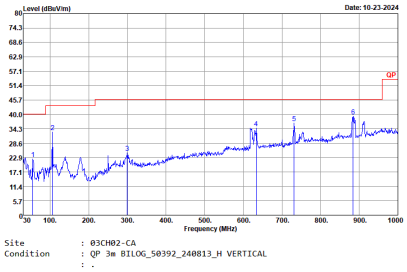

Appendix D. Duty Cycle Plots

Antenna	Band	Duty Cycle(%)	T(us)	1/T(kHz)	VBW Setting
4+2	802.11a	99.00	-	-	10Hz
4+2	6GHz 802.11be EHT20	97.32	5445	0.18	300Hz
4+2	6GHz 802.11be EHT40	97.63	5448	0.18	300Hz
4+2	6GHz 802.11be EHT80	99.73	-	-	10Hz
4+2	6GHz 802.11be EHT160	99.63	-	-	10Hz
4+2	6GHz 802.11be EHT320	98.19	-	-	10Hz

MIMO <Ant. 4+2>

802.11a

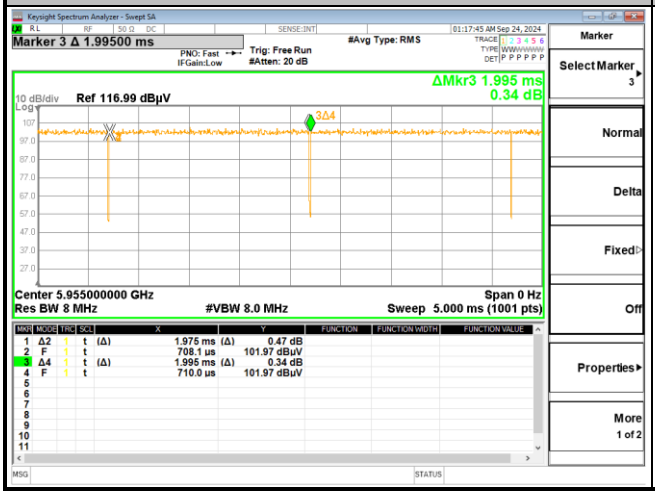

6GHz 802.11be EHT20

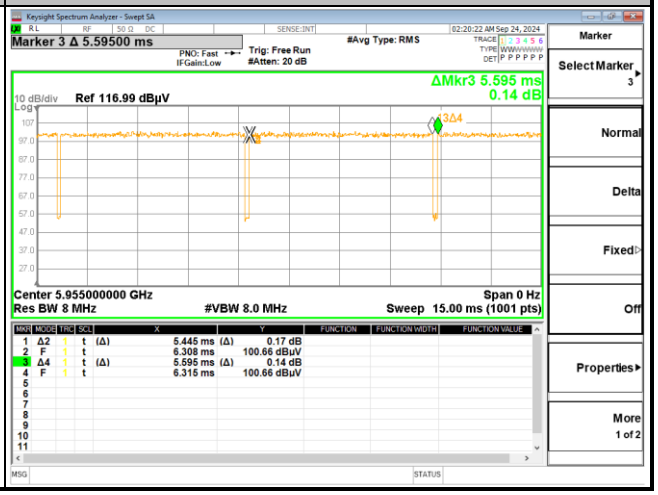

6GHz 802.11be EHT40	6GHz 802.11be EHT80
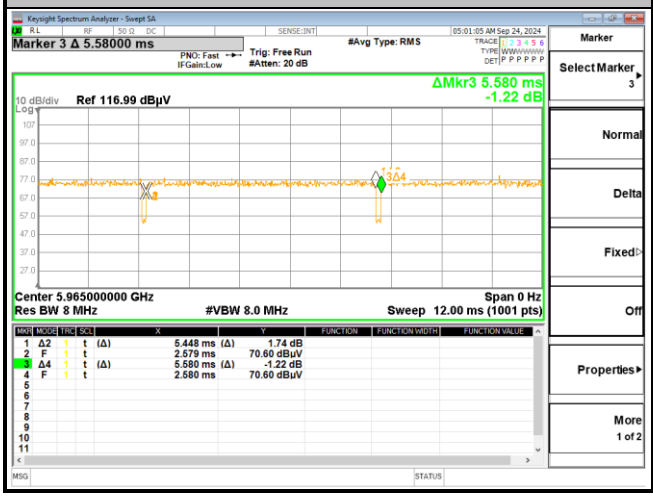	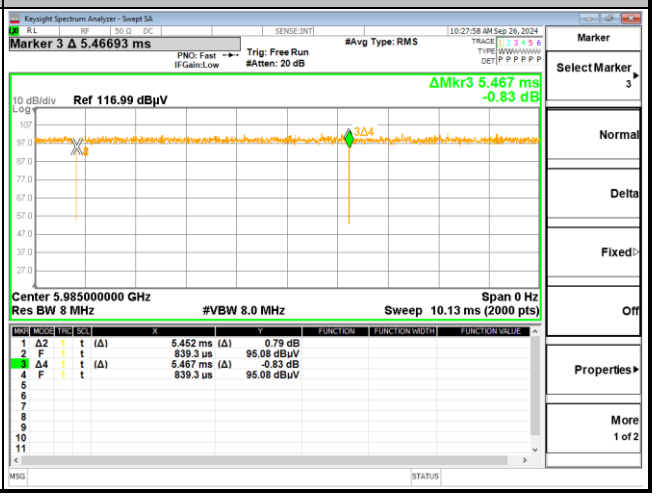
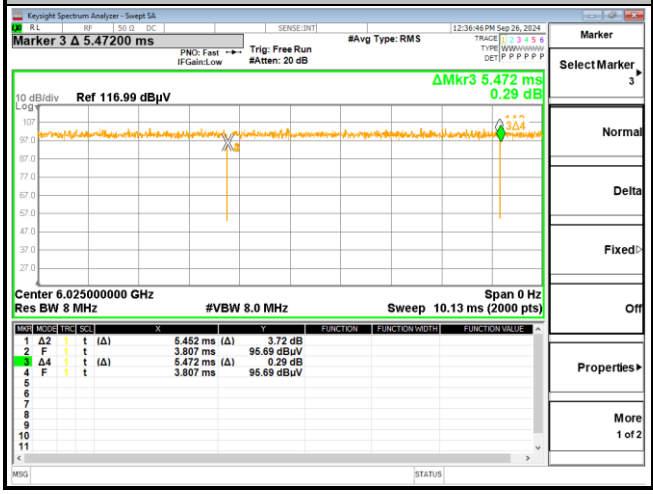
6GHz 802.11be EHT160	6GHz 802.11be EHT320