Chain 4:

802.11a-5500MHz

802.11a-5700MHz

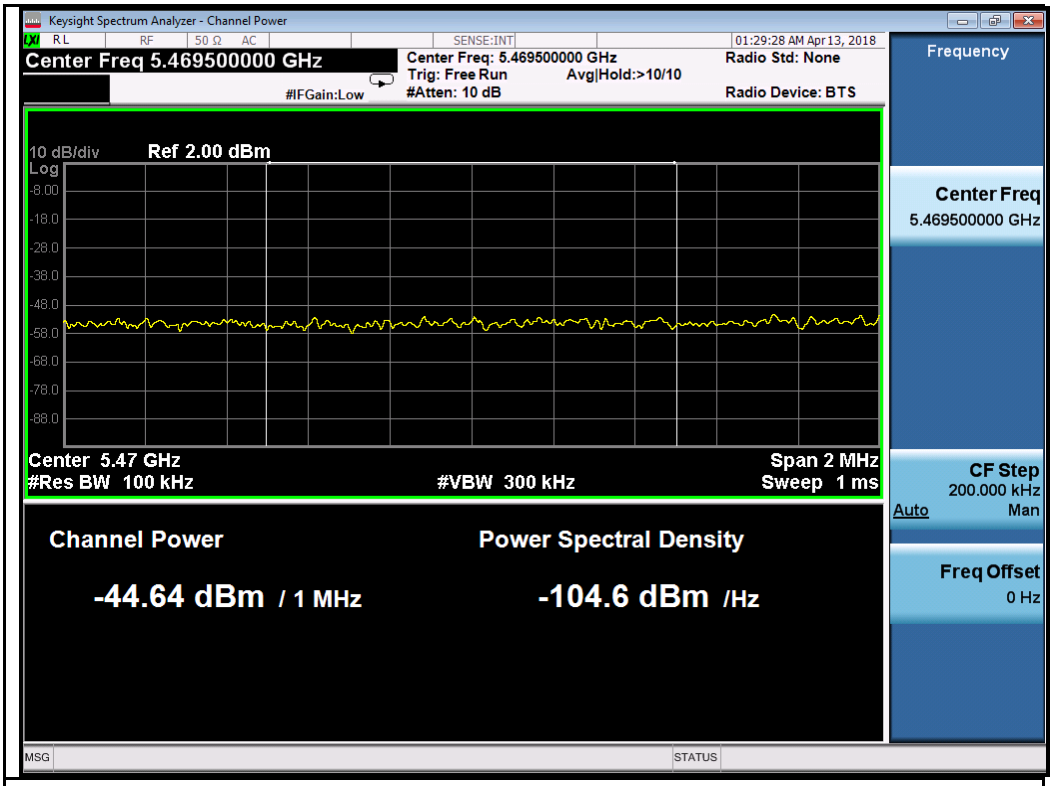

802.11ax20-5500MHz

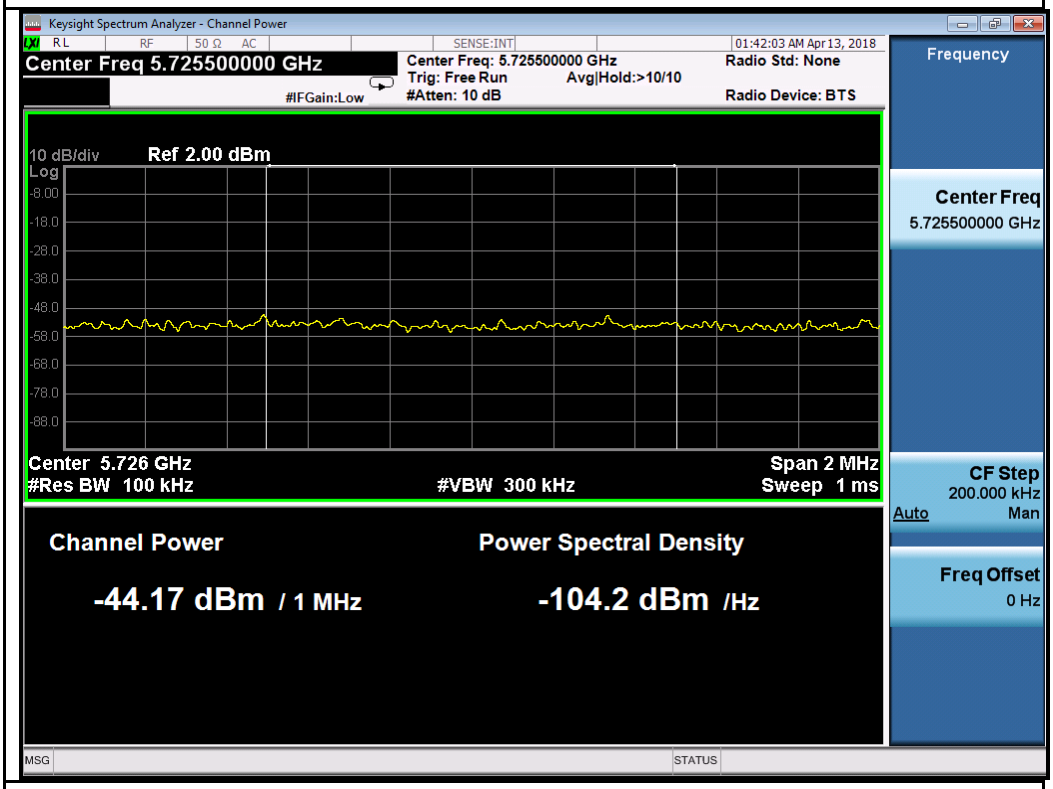

802.11ax20-5700MHz

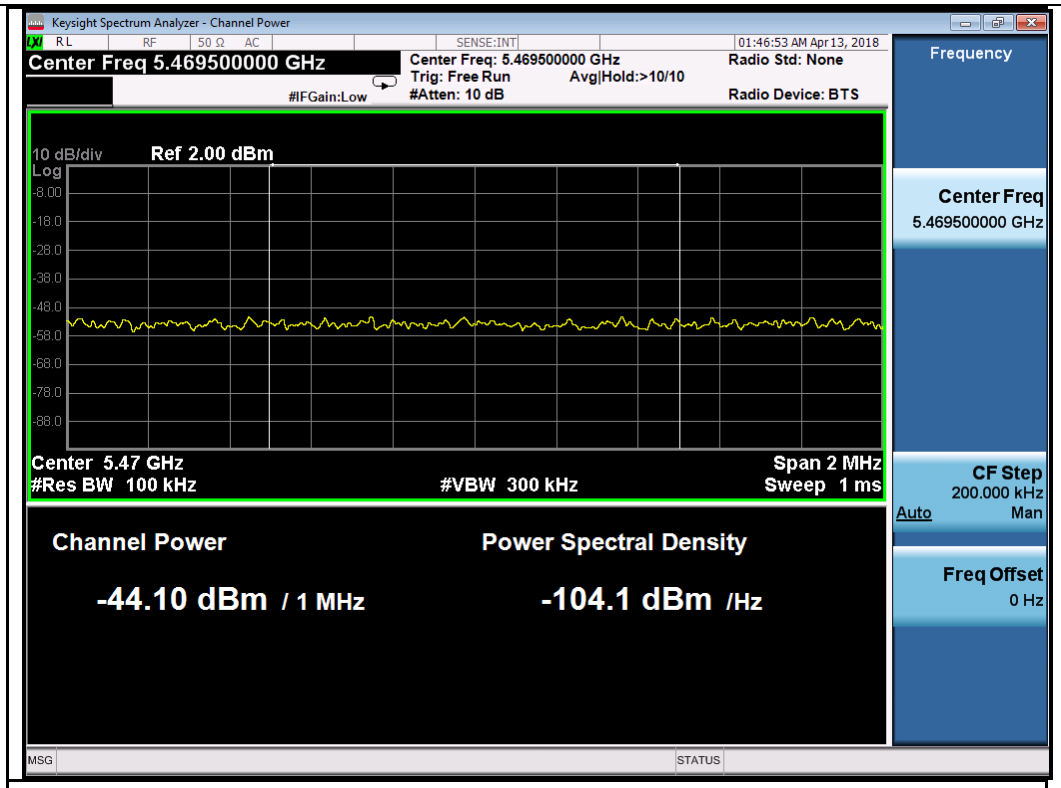

802.11ax40-5510MHz

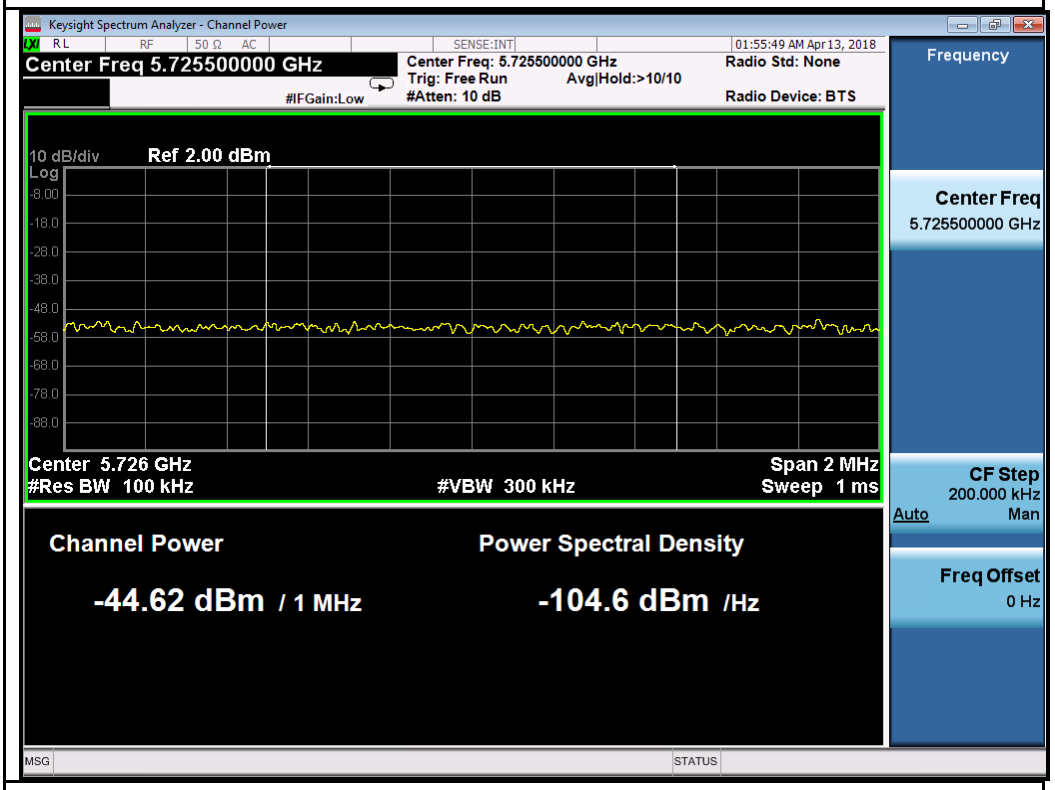

802.11ax40-5670MHz

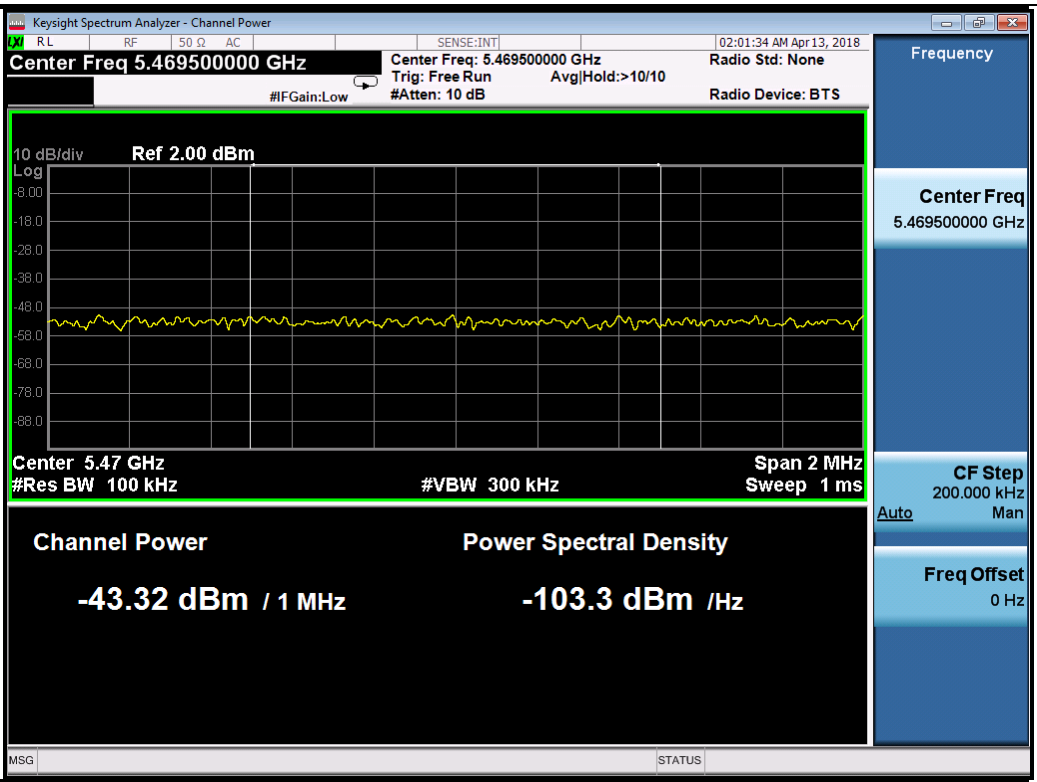

802.11ax80-5530MHz

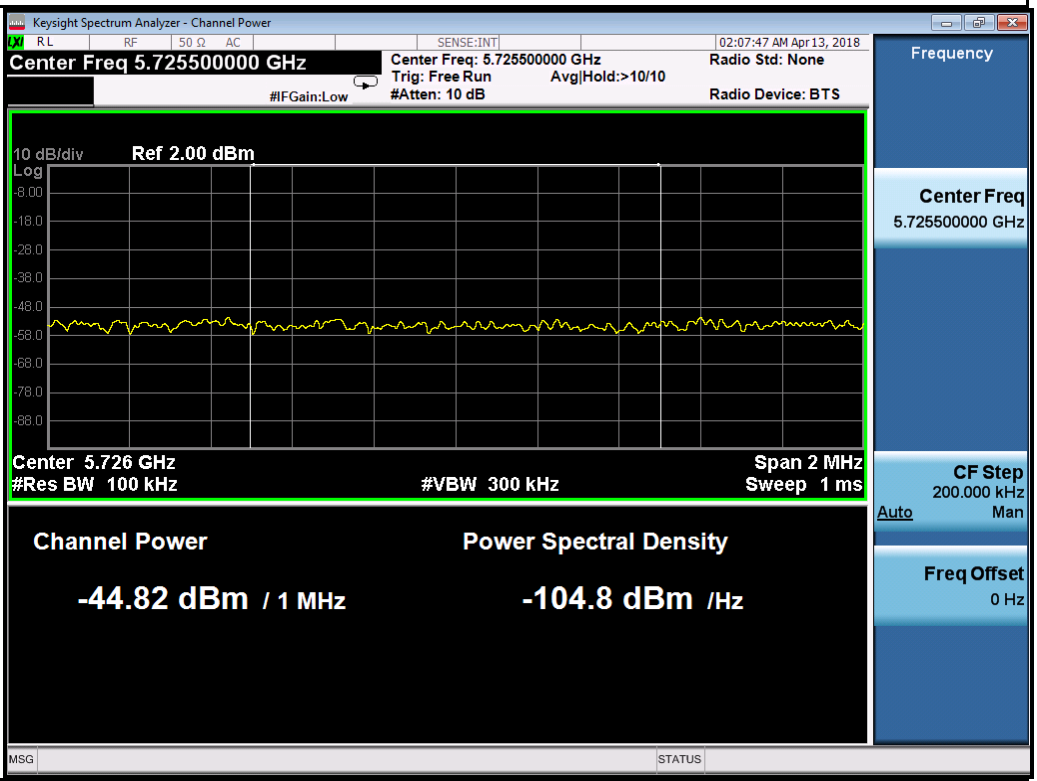

802.11ax80-5610MHz

Chain 5:

802.11a-5500MHz

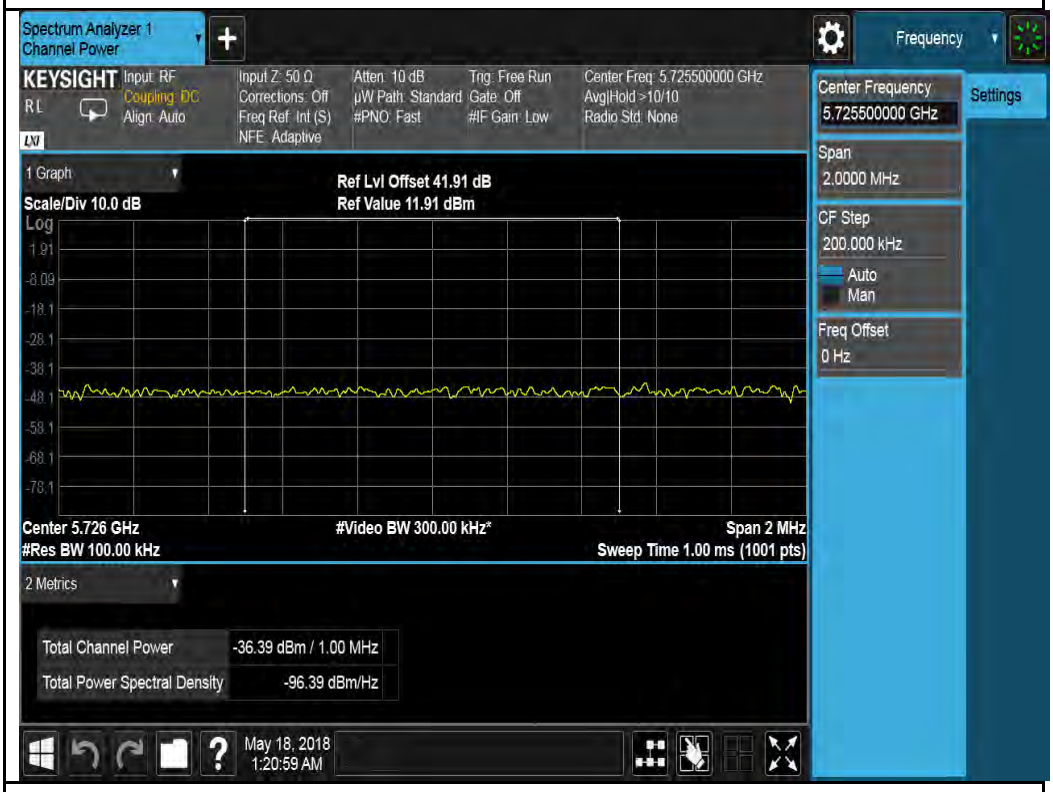

802.11a-5700MHz

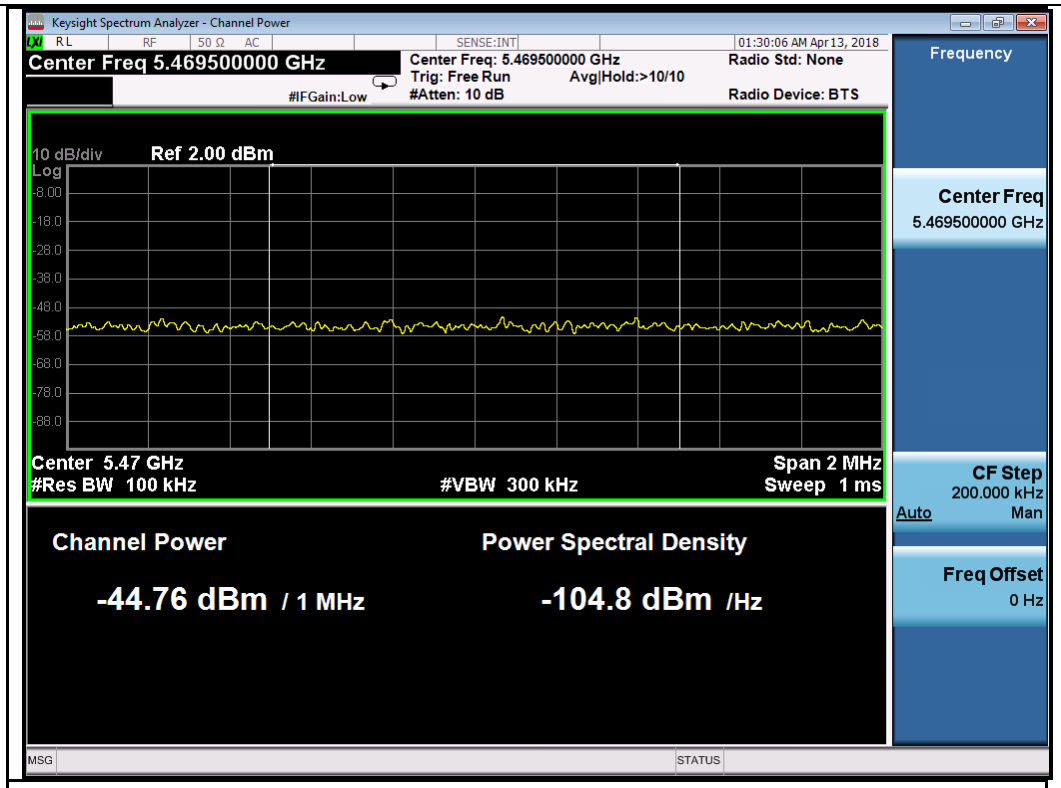

802.11ax20-5500MHz

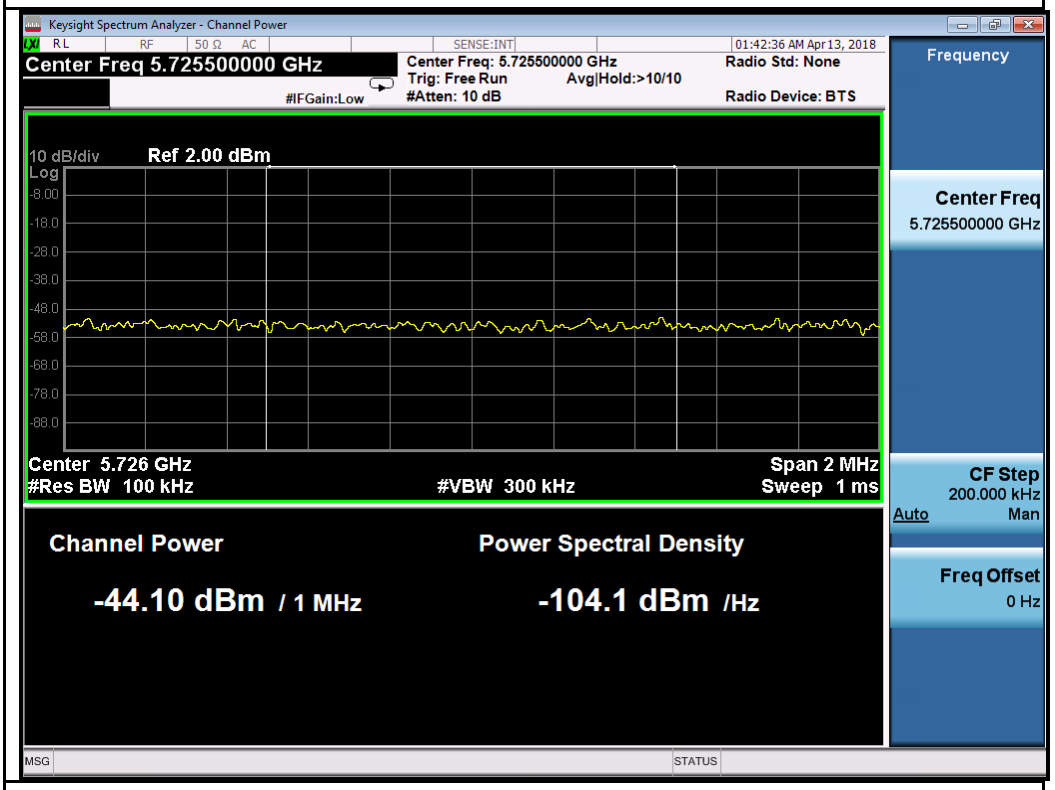

802.11ax20-5700MHz

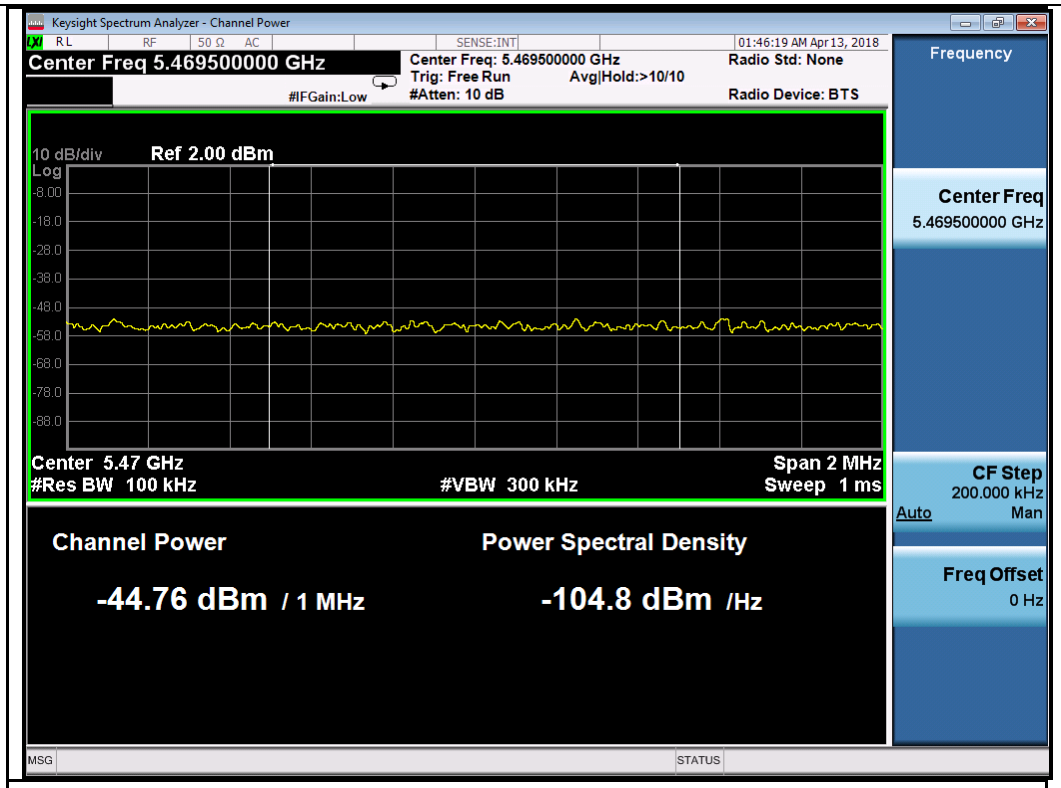

802.11ax40-5510MHz

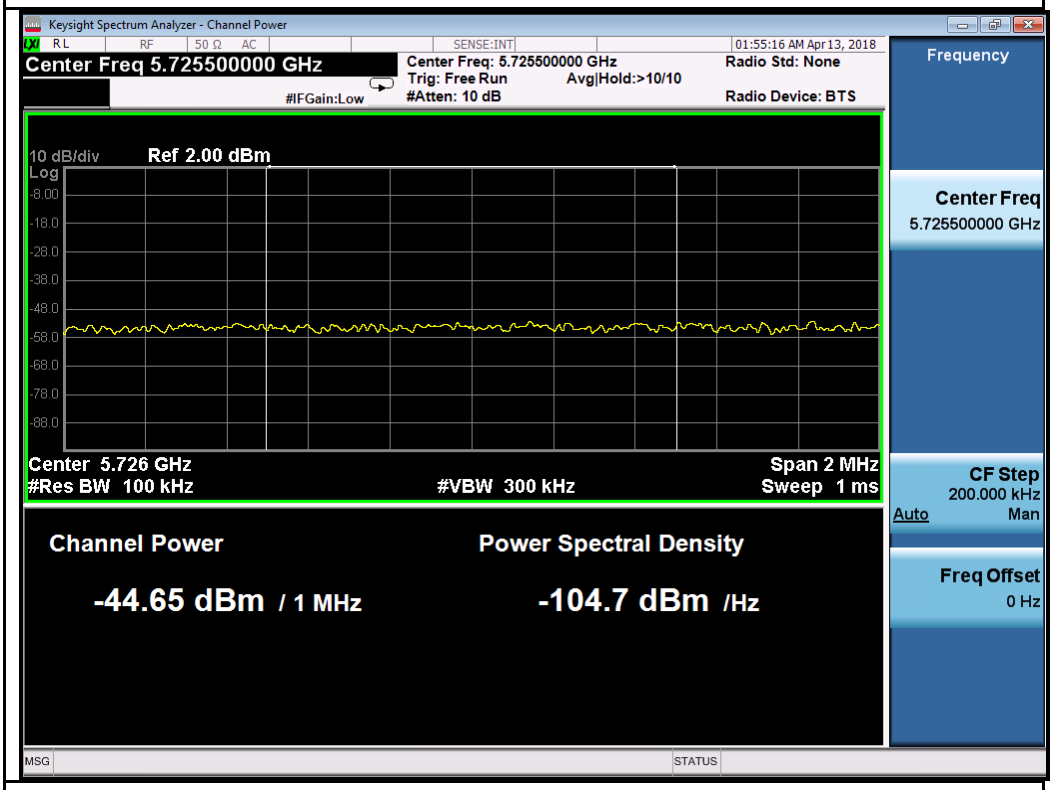

802.11ax40-5670MHz

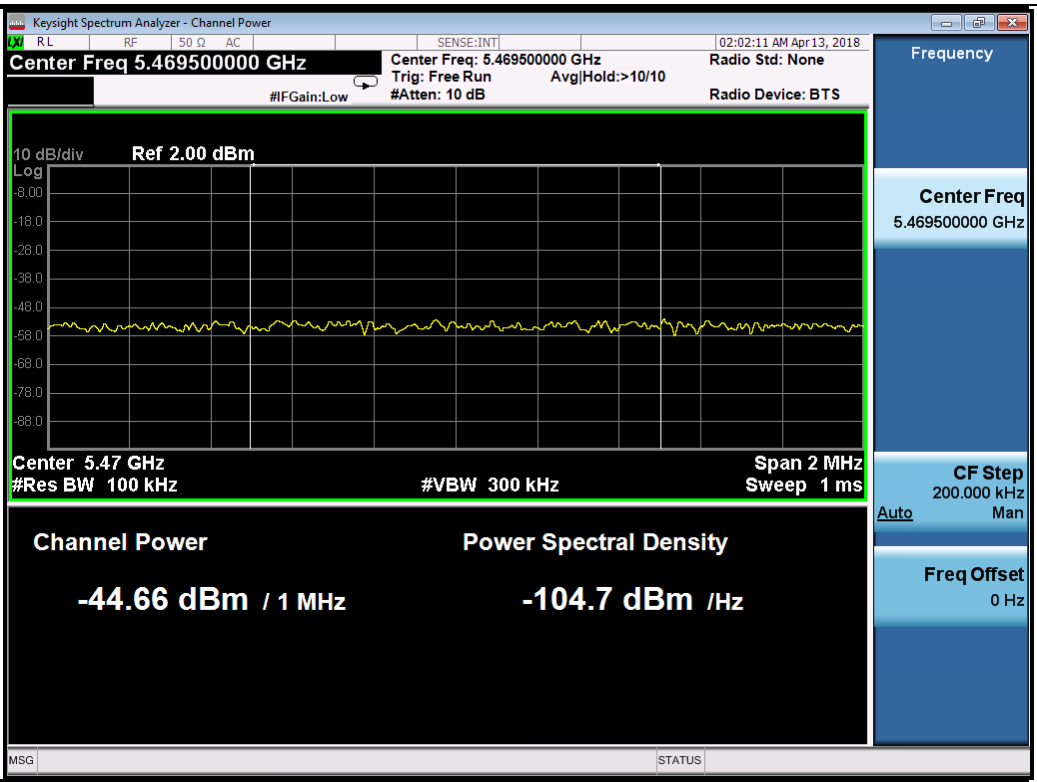

802.11ax80-5530MHz

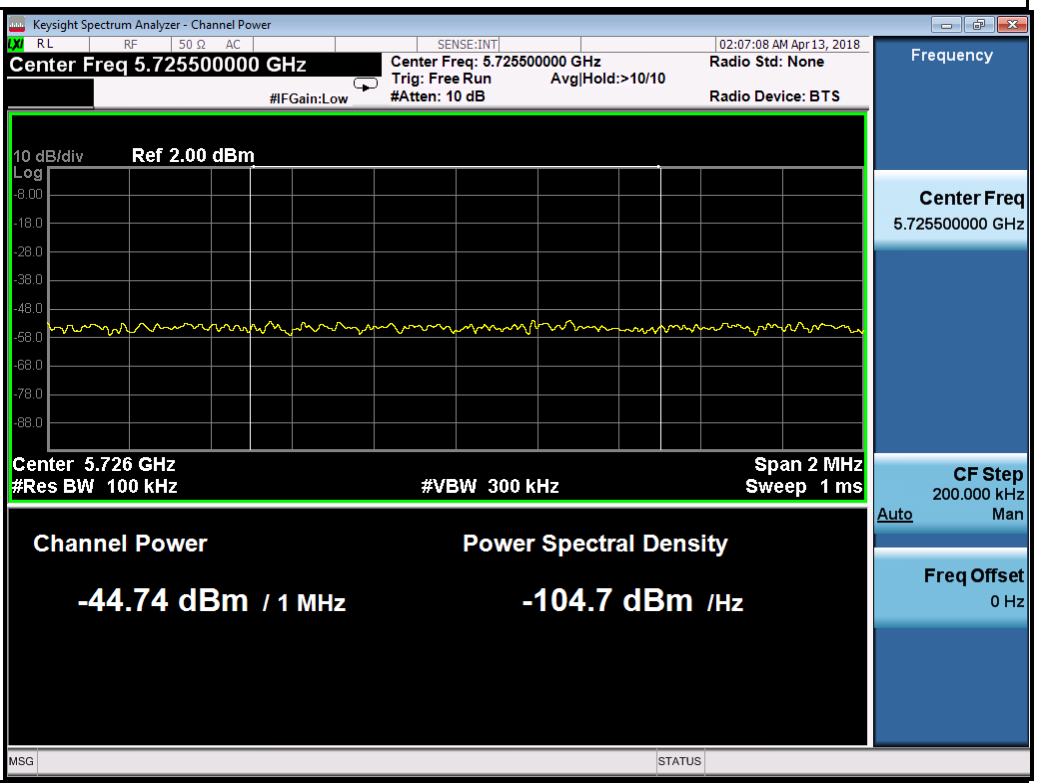

802.11ax80-5610MHz

Chain 6:

802.11a-5500MHz

802.11a-5700MHz

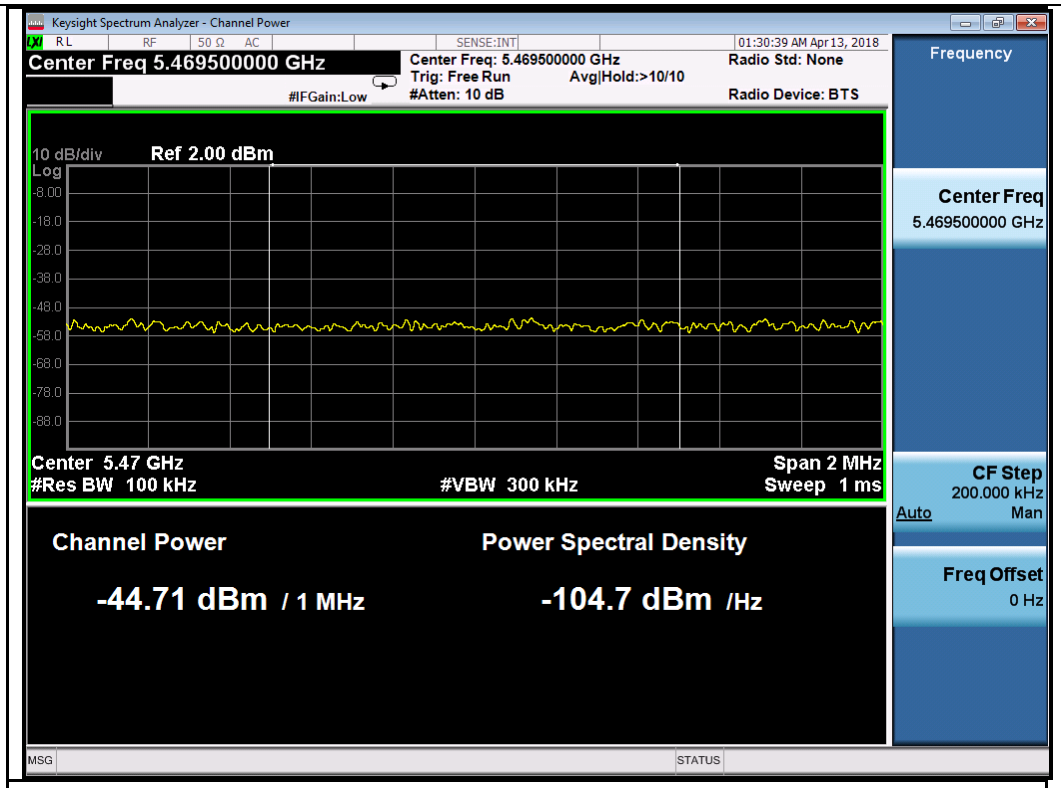

802.11ax20-5500MHz

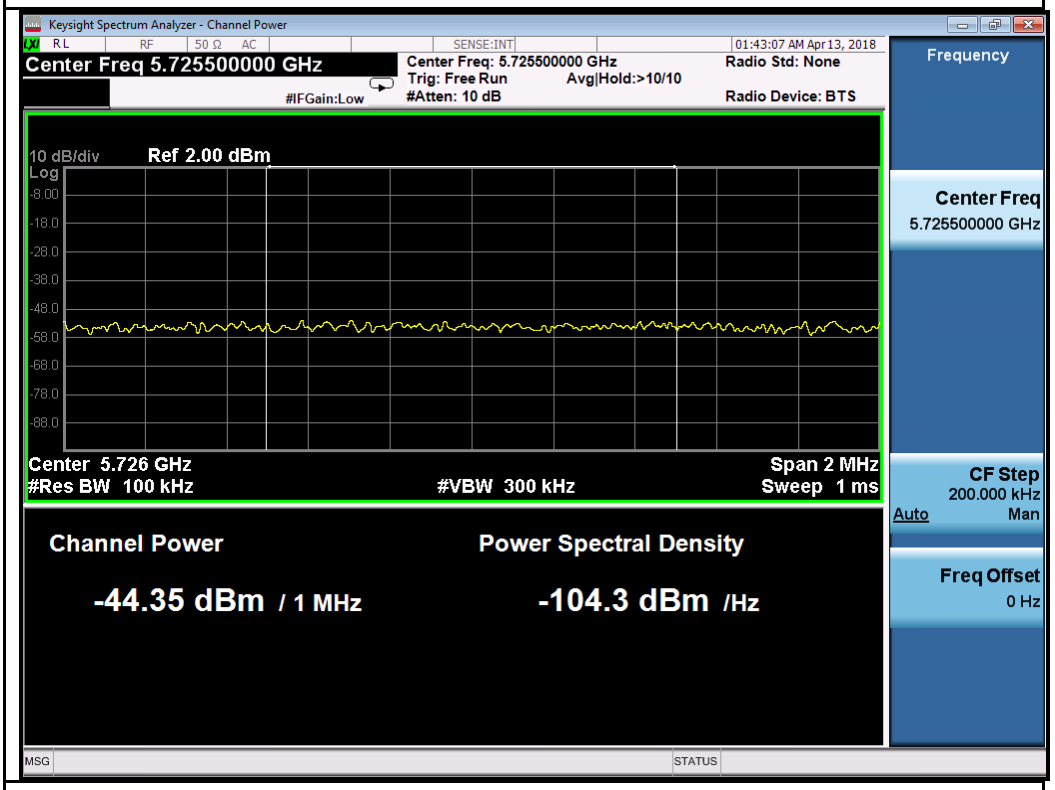

802.11ax20-5700MHz

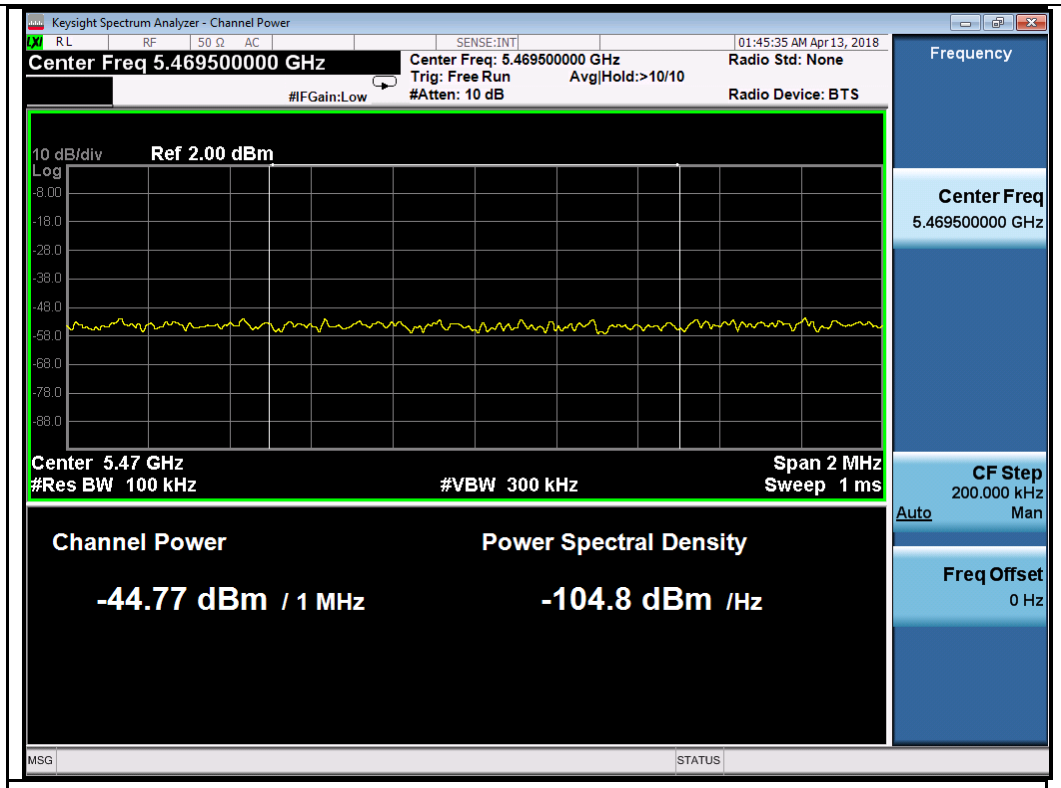

802.11ax40-5510MHz

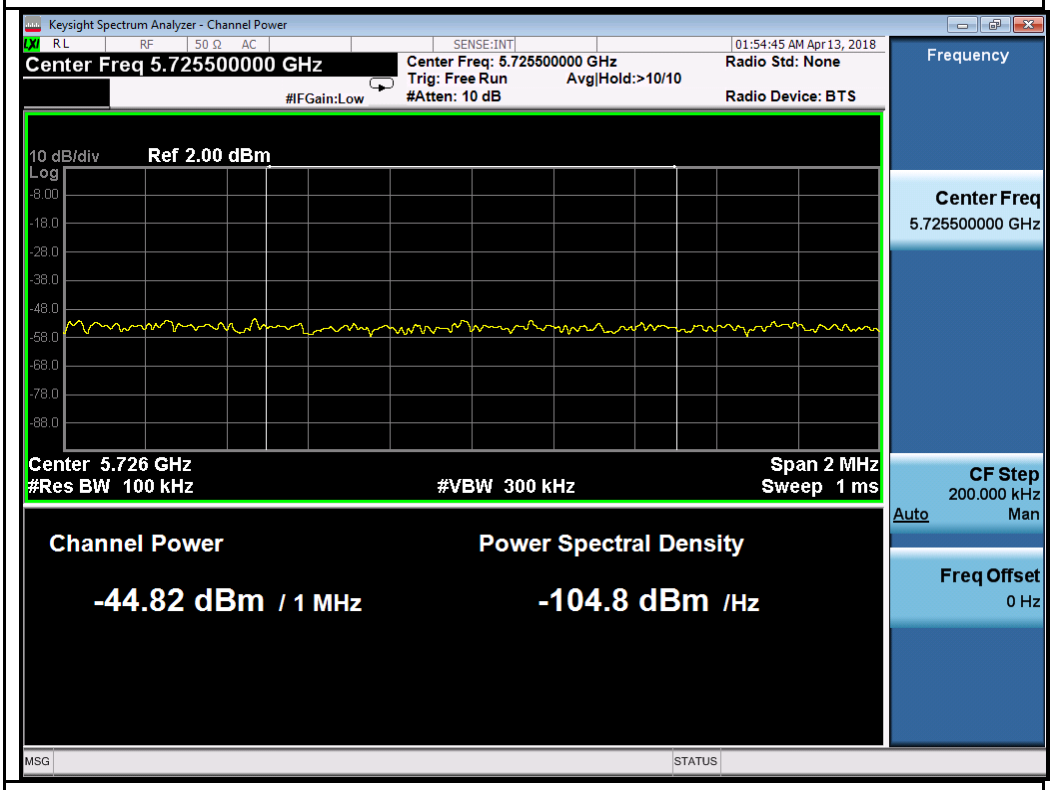

802.11ax40-5670MHz

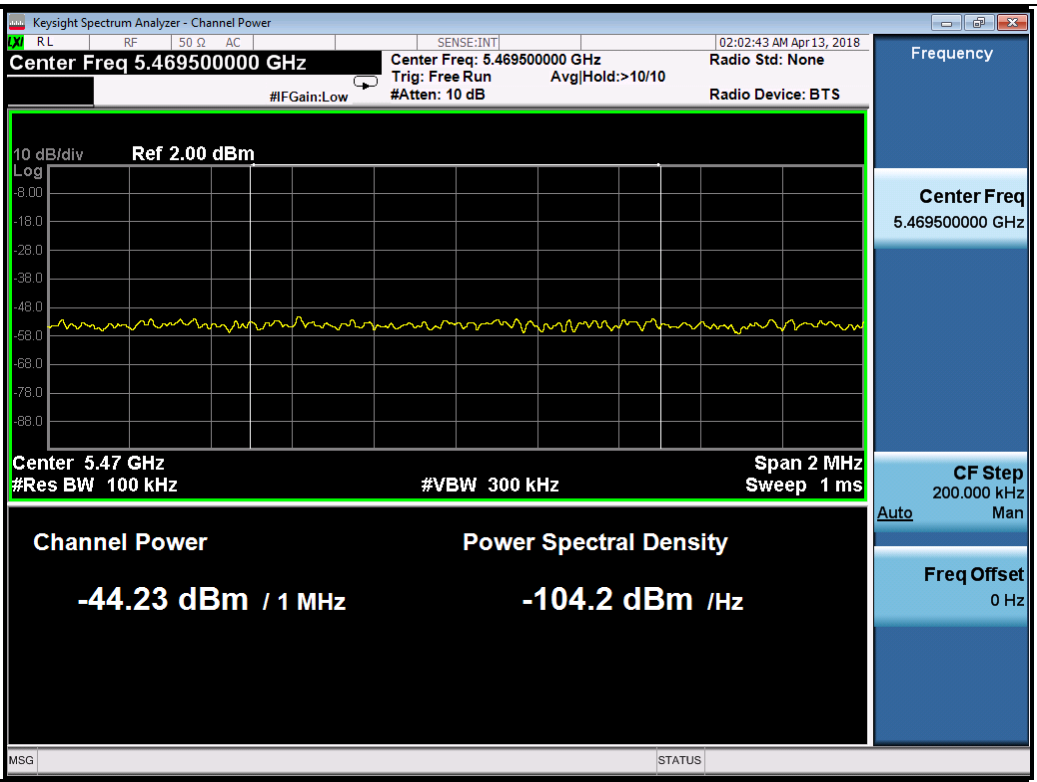

802.11ax80-5530MHz

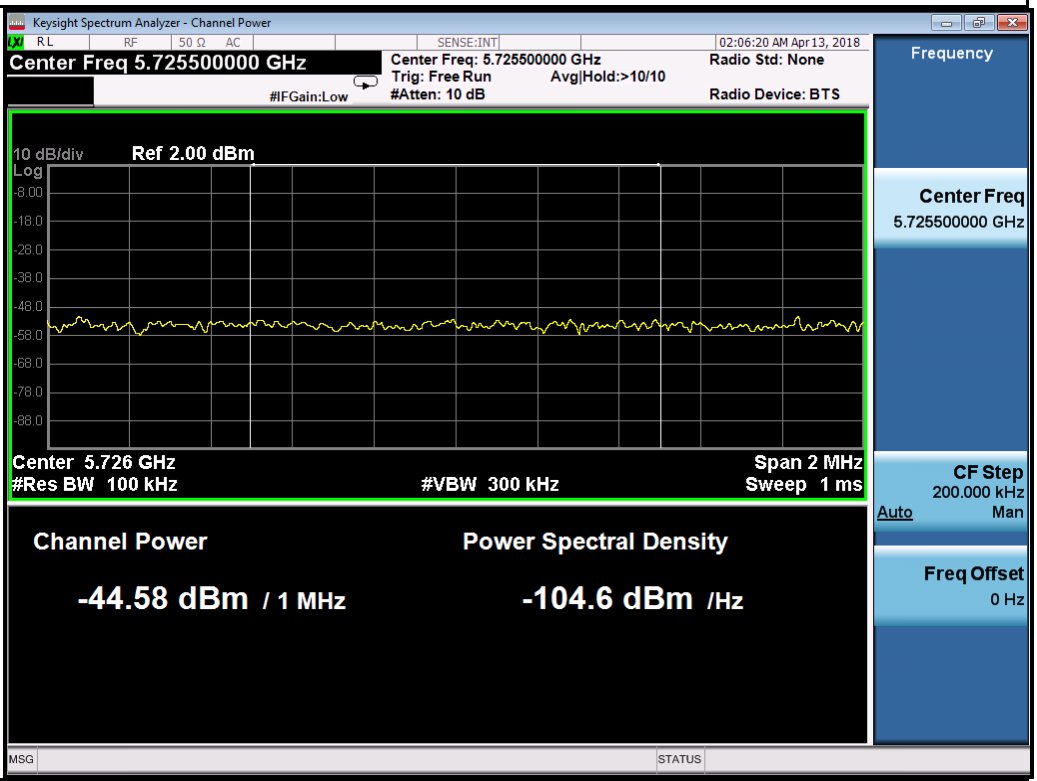

802.11ax80-5610MHz

Chain 7:

802.11a-5500MHz

802.11a-5700MHz

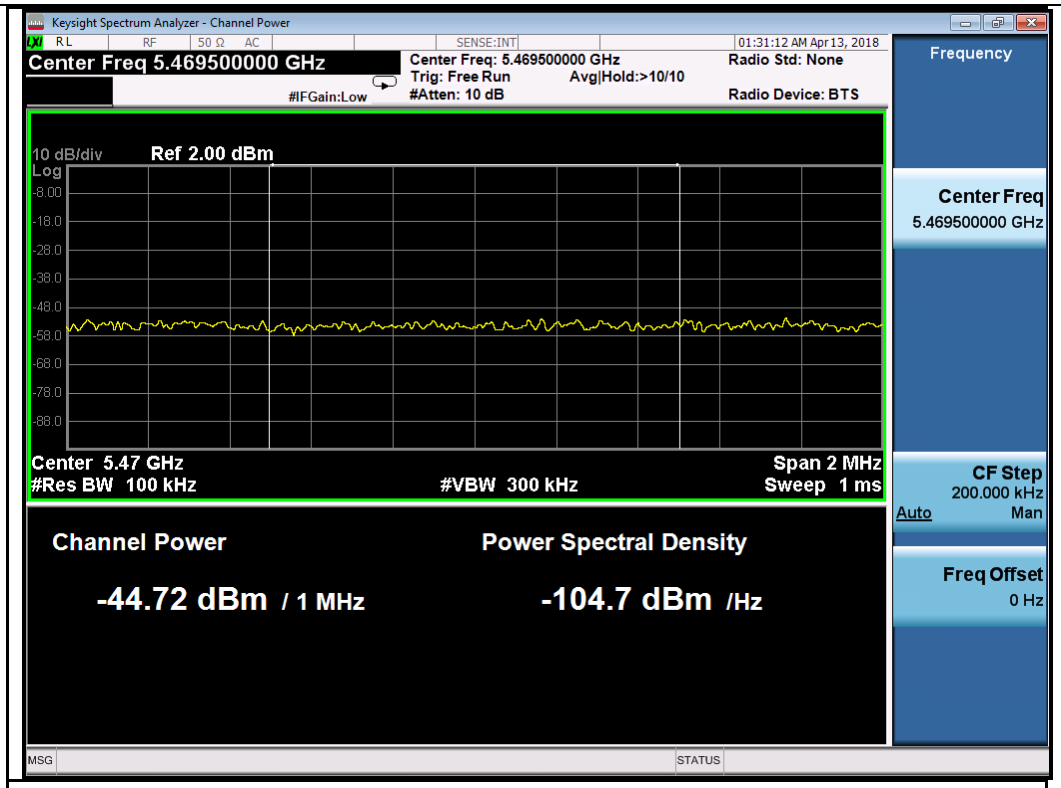

802.11ax20-5500MHz

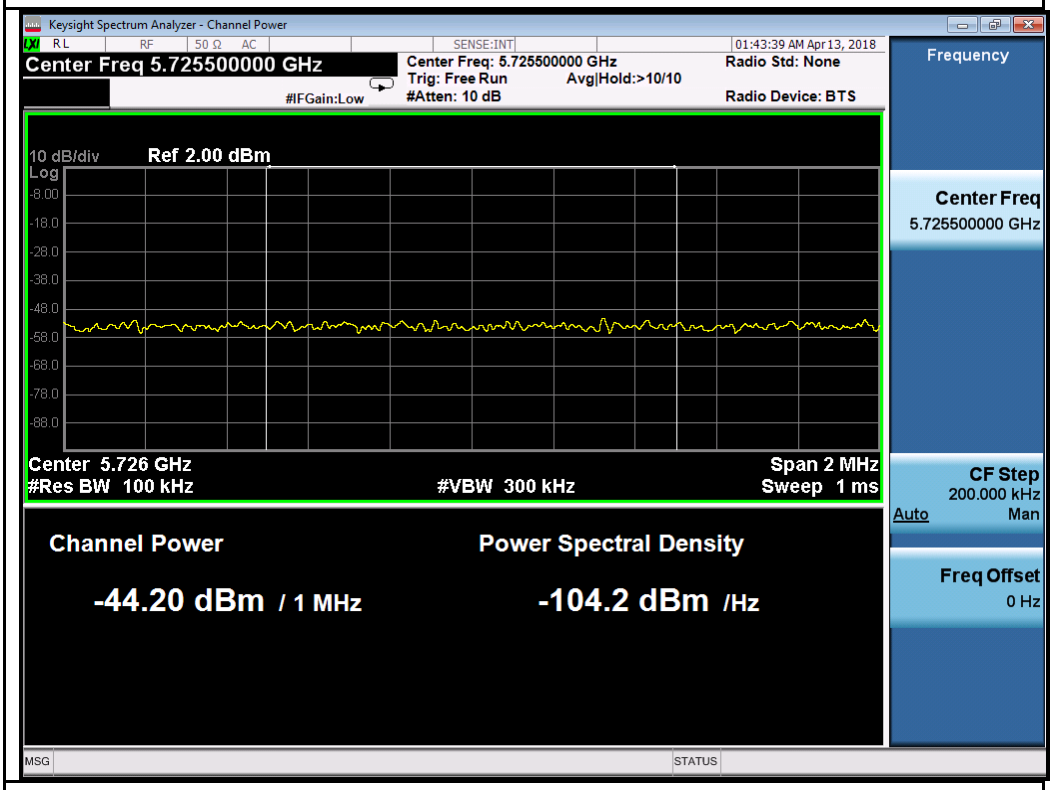

802.11ax20-5700MHz

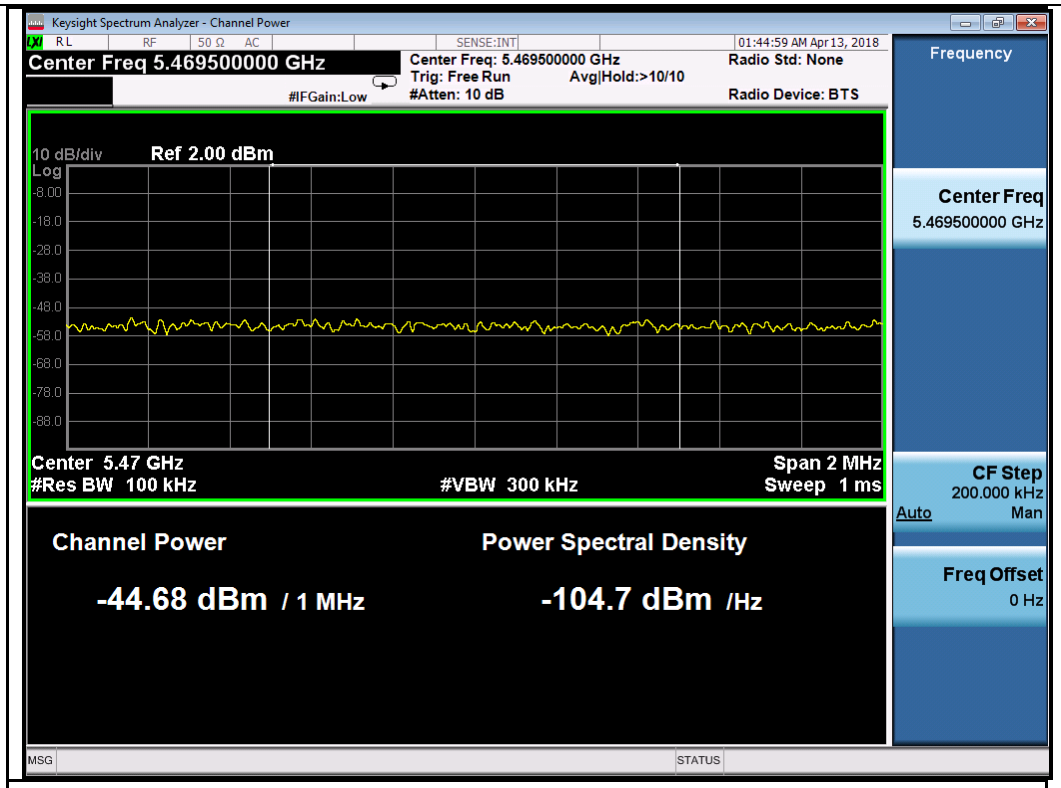

802.11ax40-5510MHz

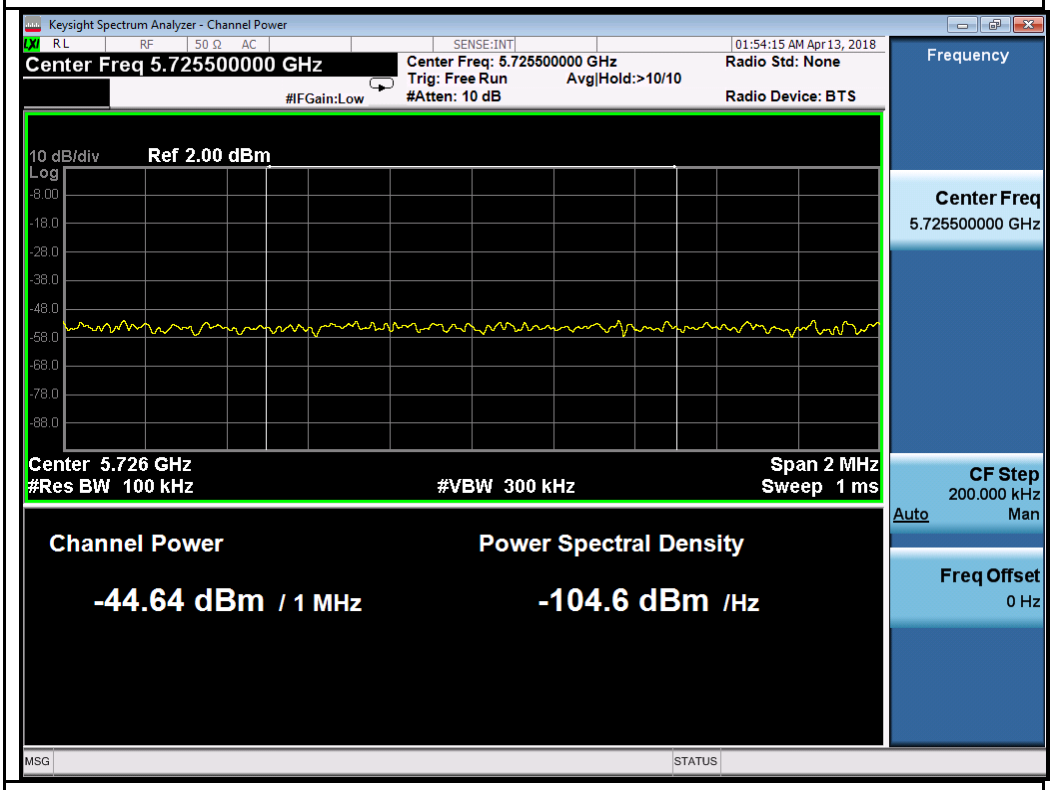

802.11ax40-5670MHz

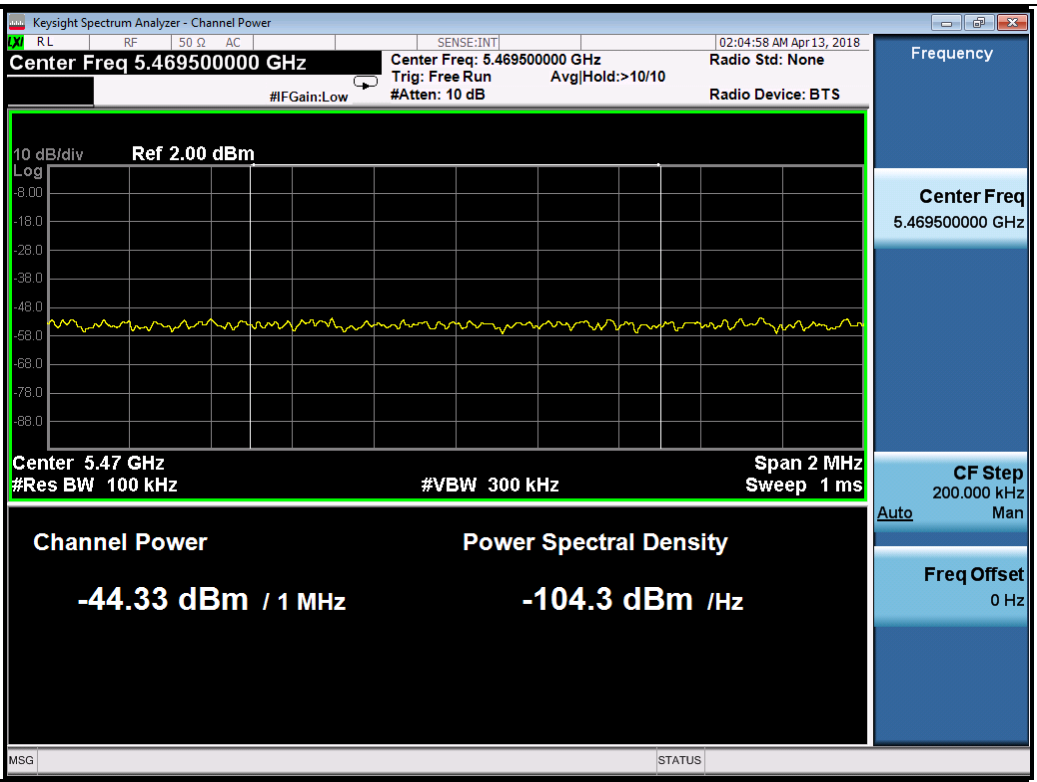

802.11ax80-5530MHz

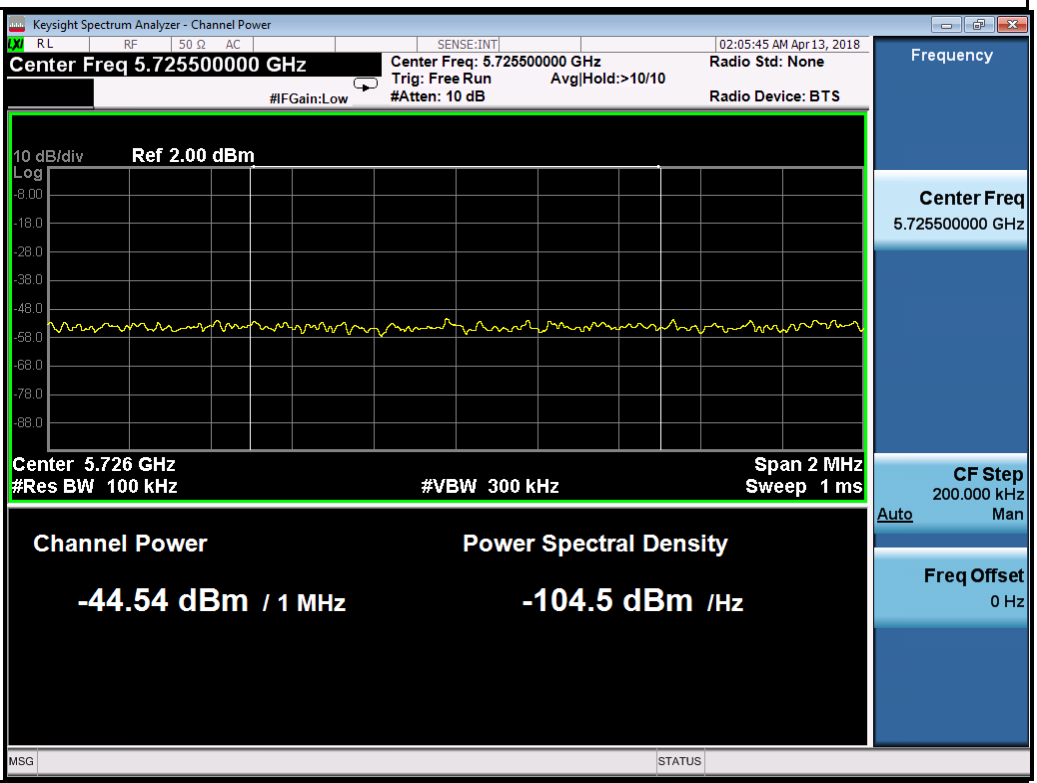

802.11ax80-5610MHz

Test Plots for W53 (4x4 mode):
Chain 0:

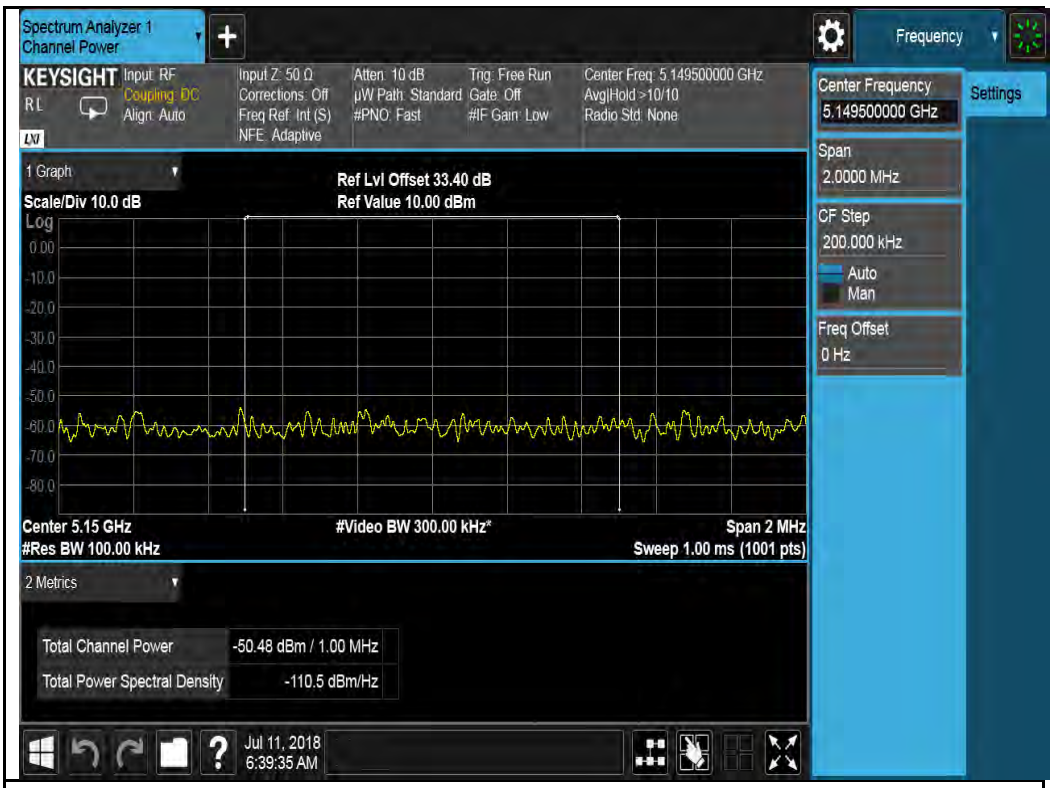

802.11a-5260MHz

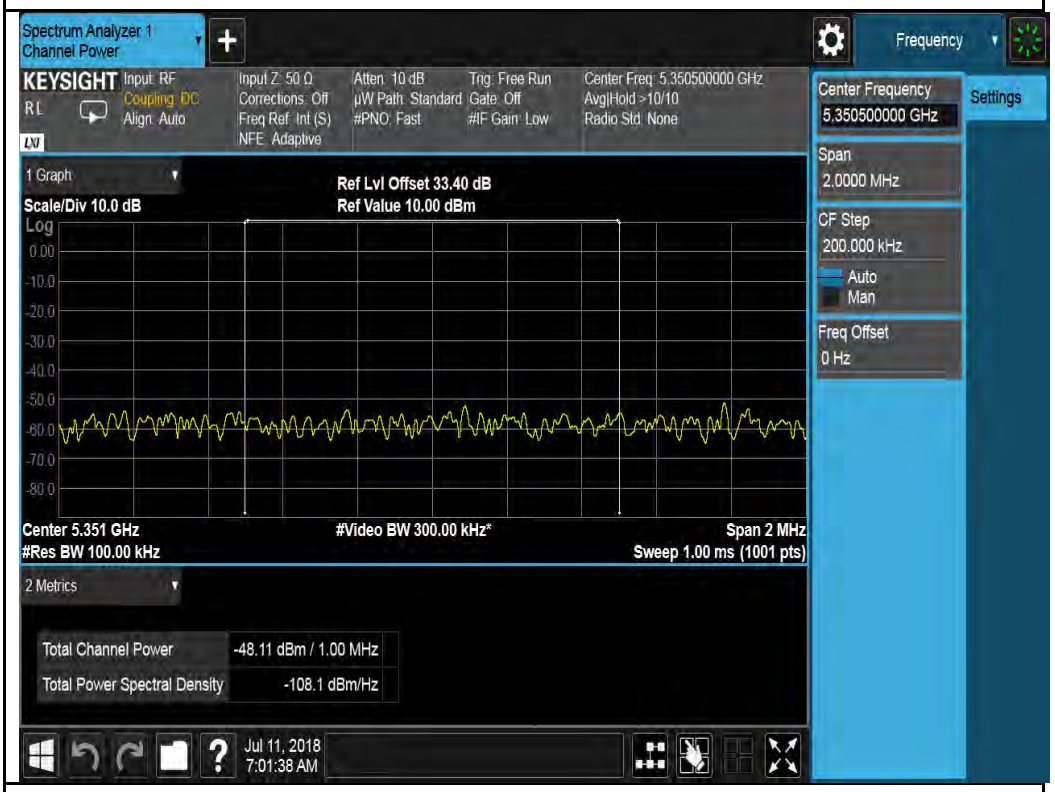

802.11a-5320MHz

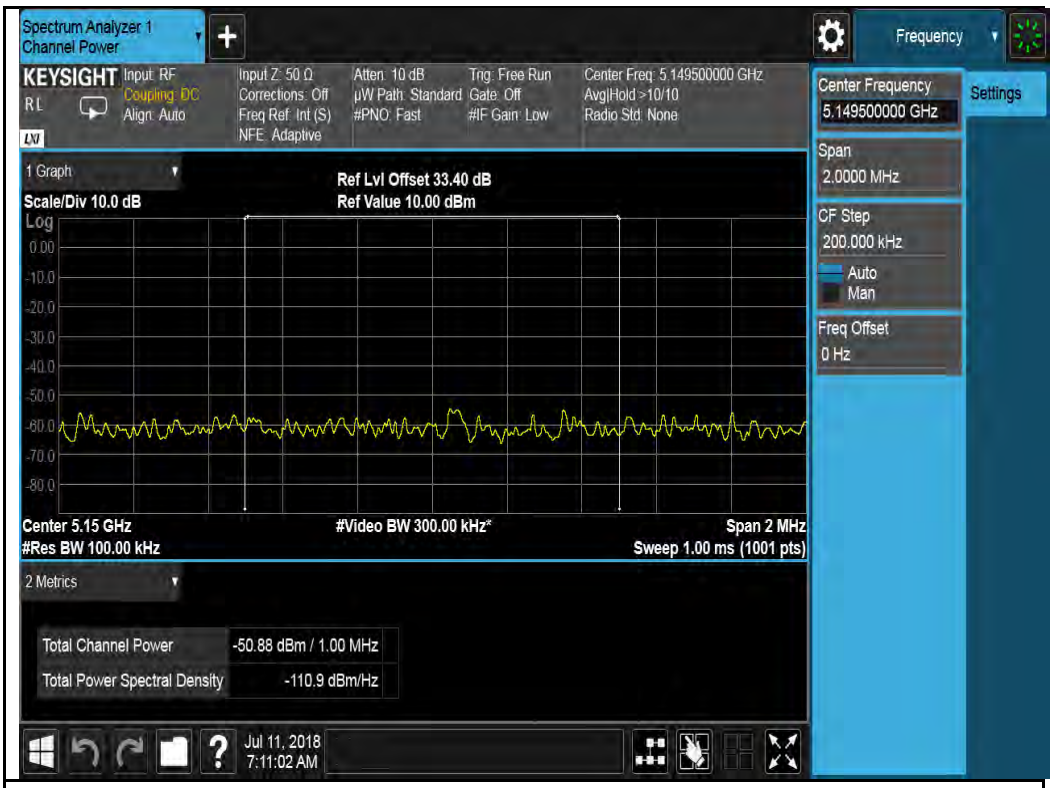

802.11n-HT20-5260MHz

802.11n-HT20-5320MHz

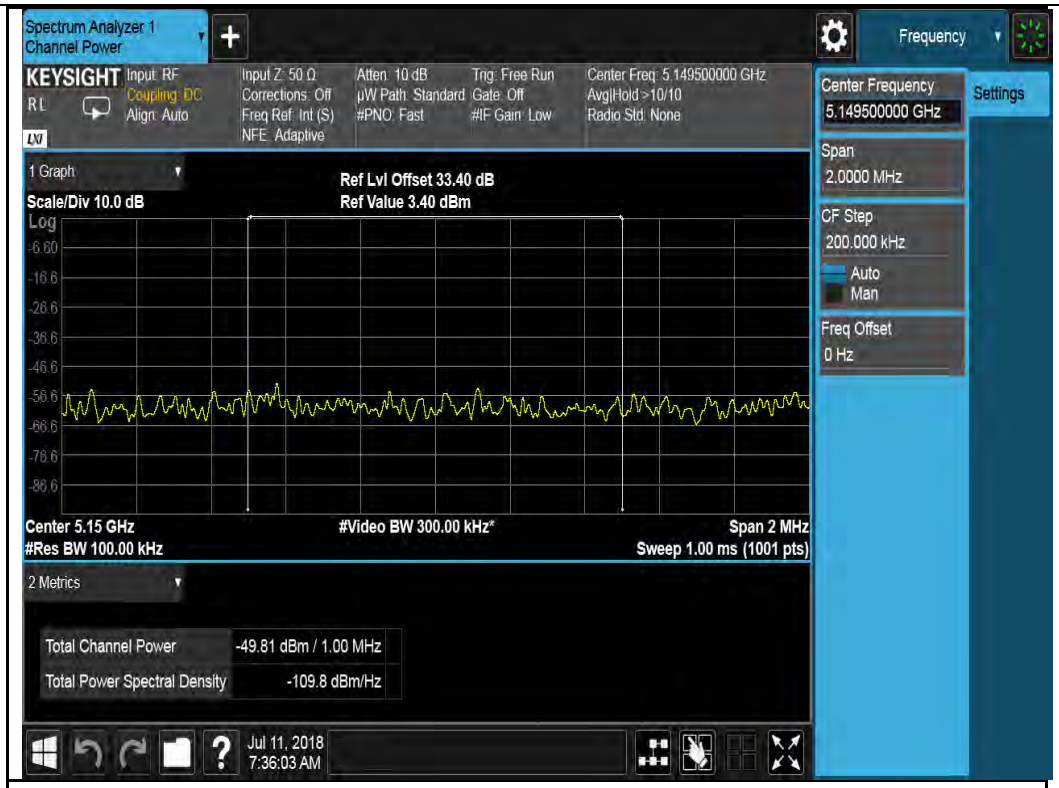

802.11n-HT40-5270MHz

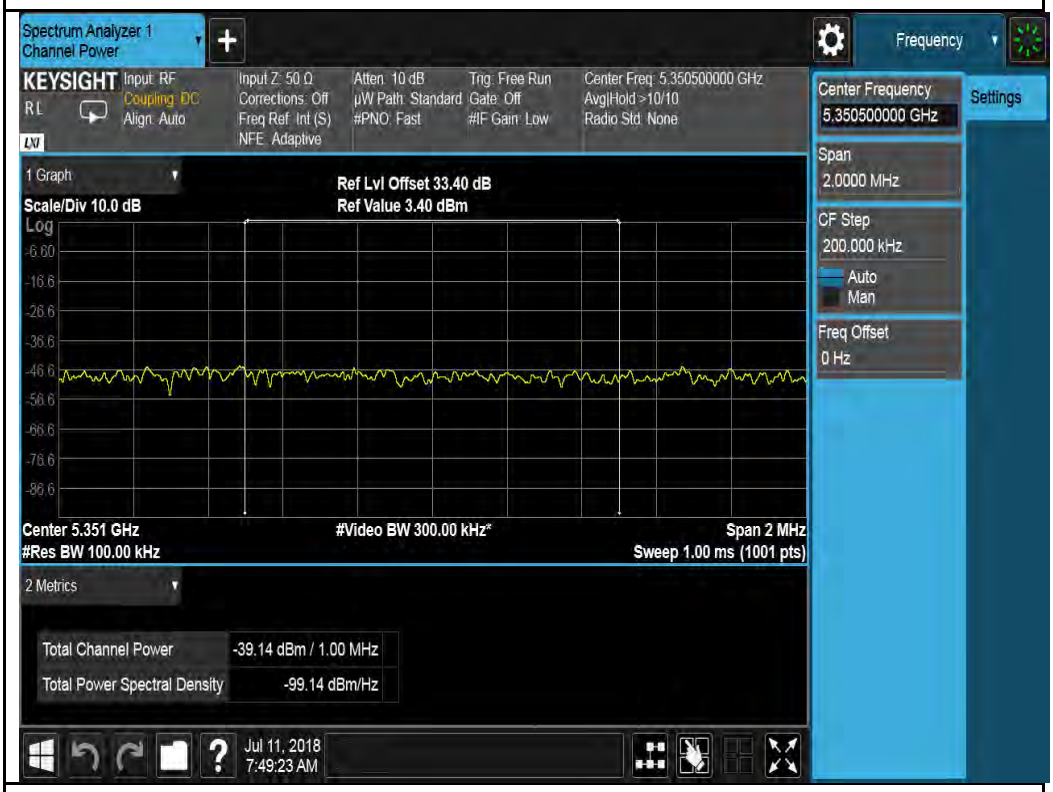

802.11n-HT40-5310MHz

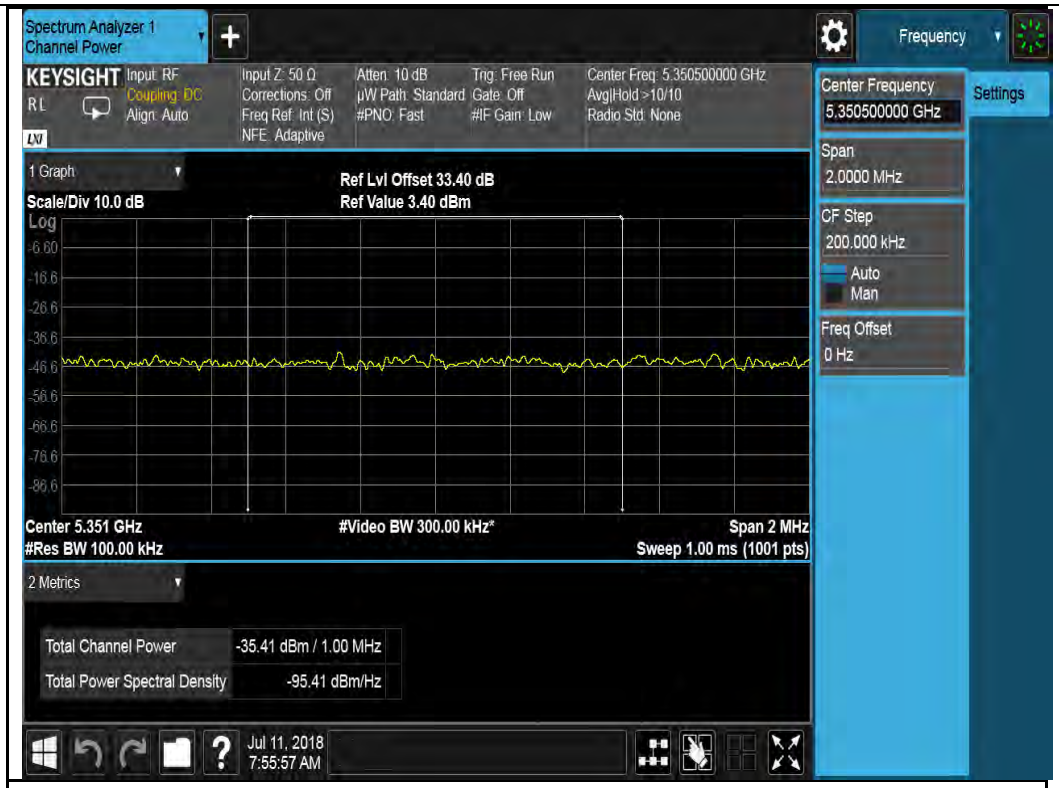

802.11ac-VHT80-5290MHz

Chain 1:

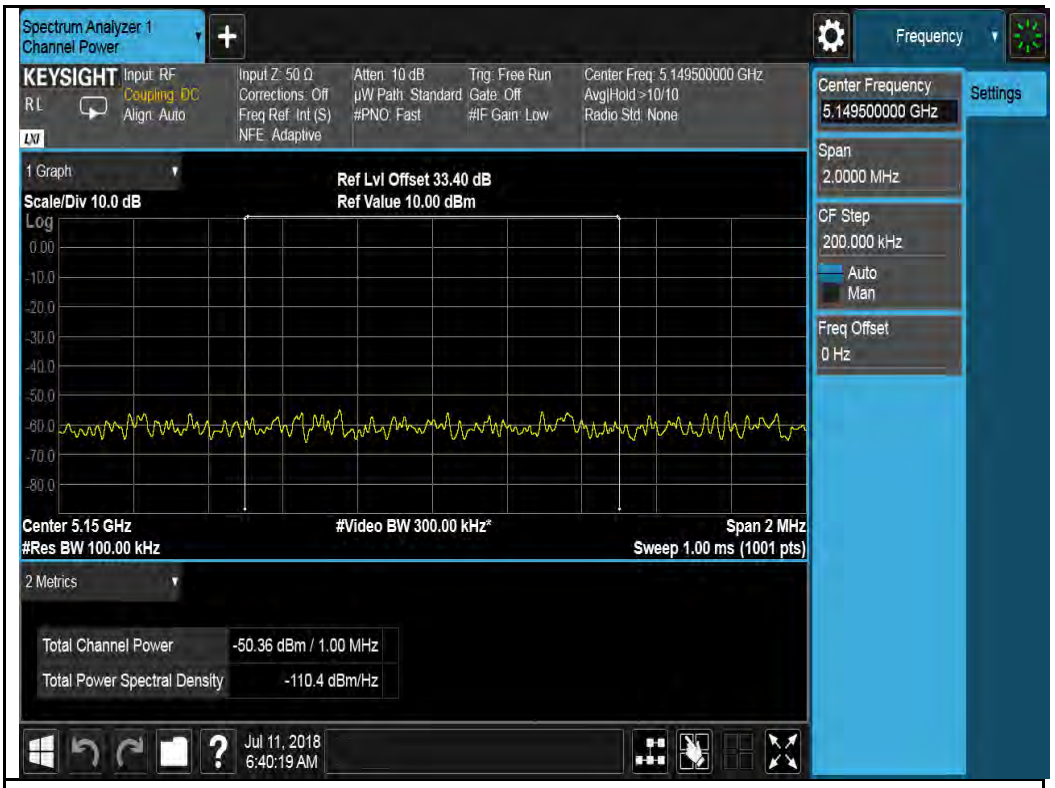

802.11a-5260MHz

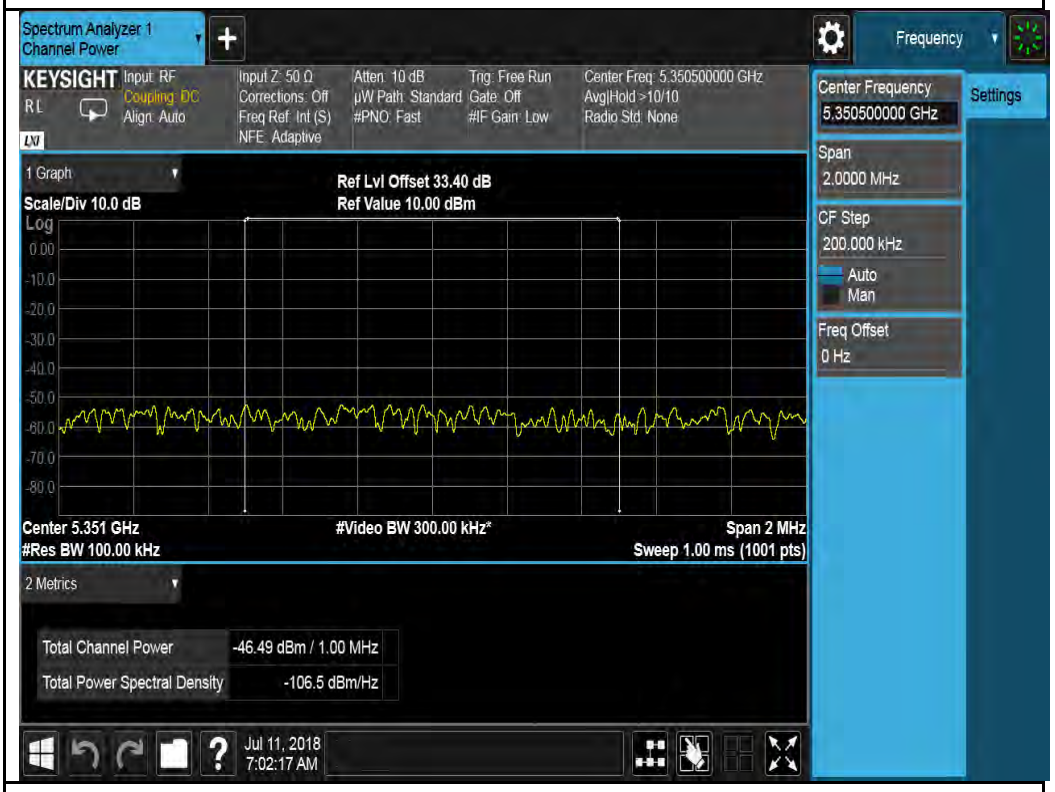

802.11a-5320MHz

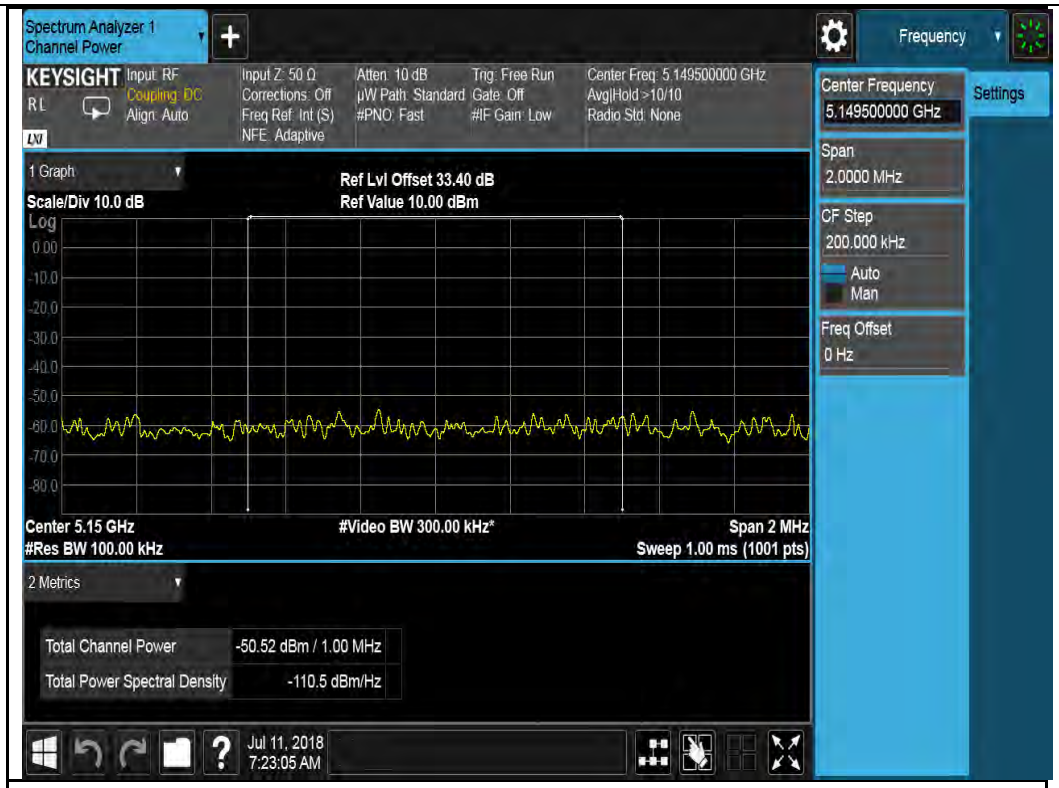

802.11n-HT20-5260MHz

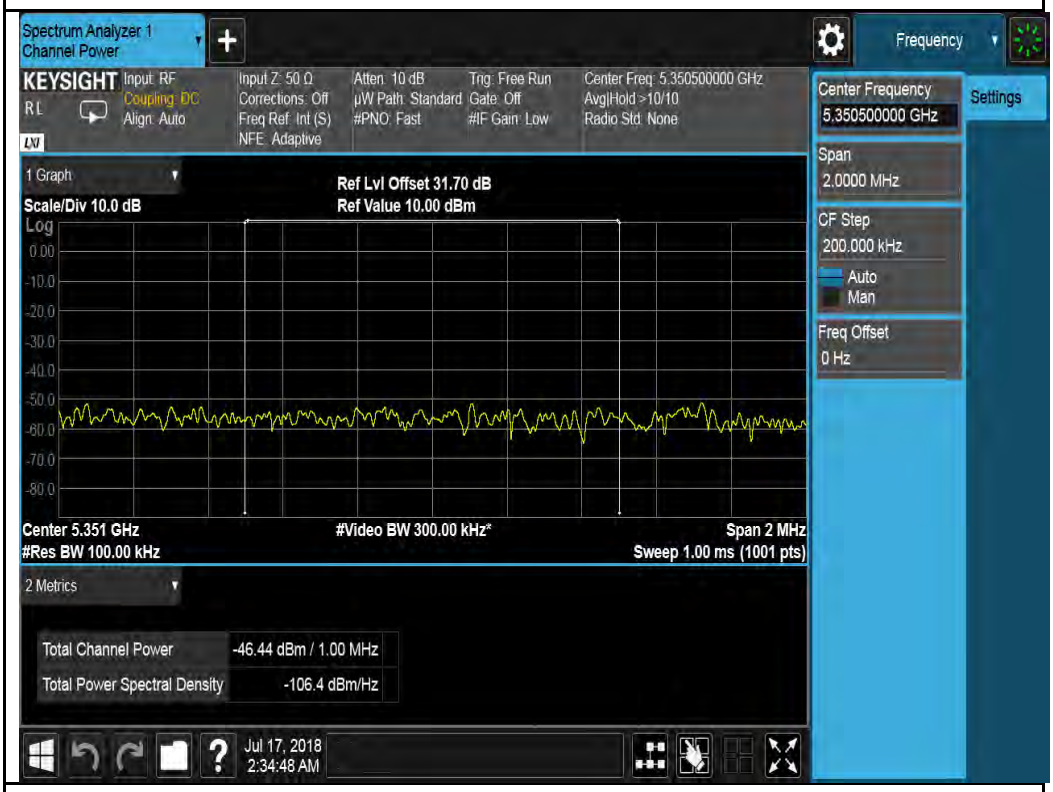

802.11n-HT20-5320MHz

d802.11n-HT40-5270MHz

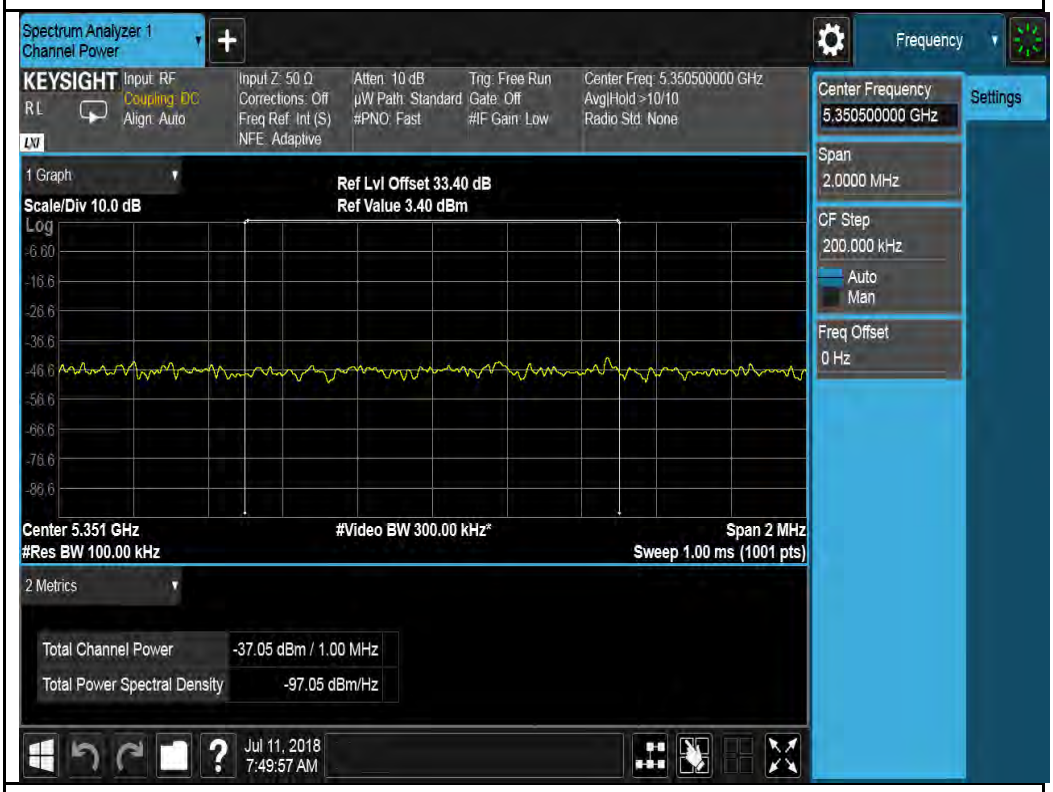

802.11n-HT40-5310MHz

802.11ac-VHT80-5290MHz

Chain 2:

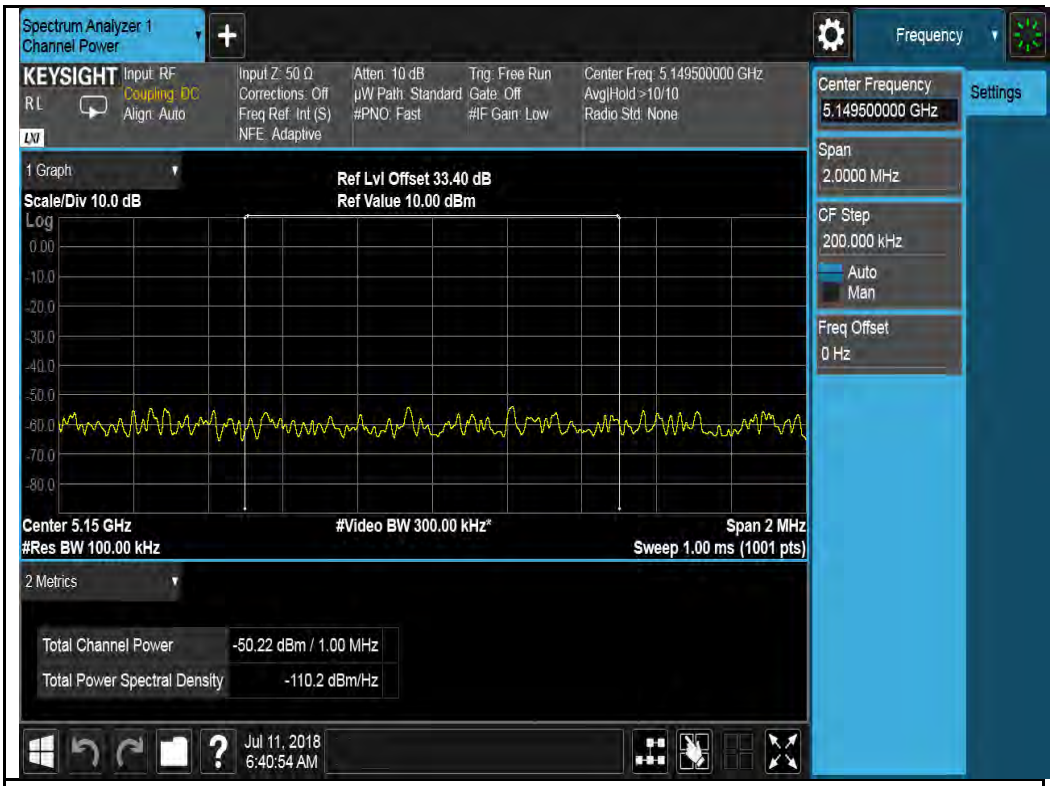

802.11a-5260MHz

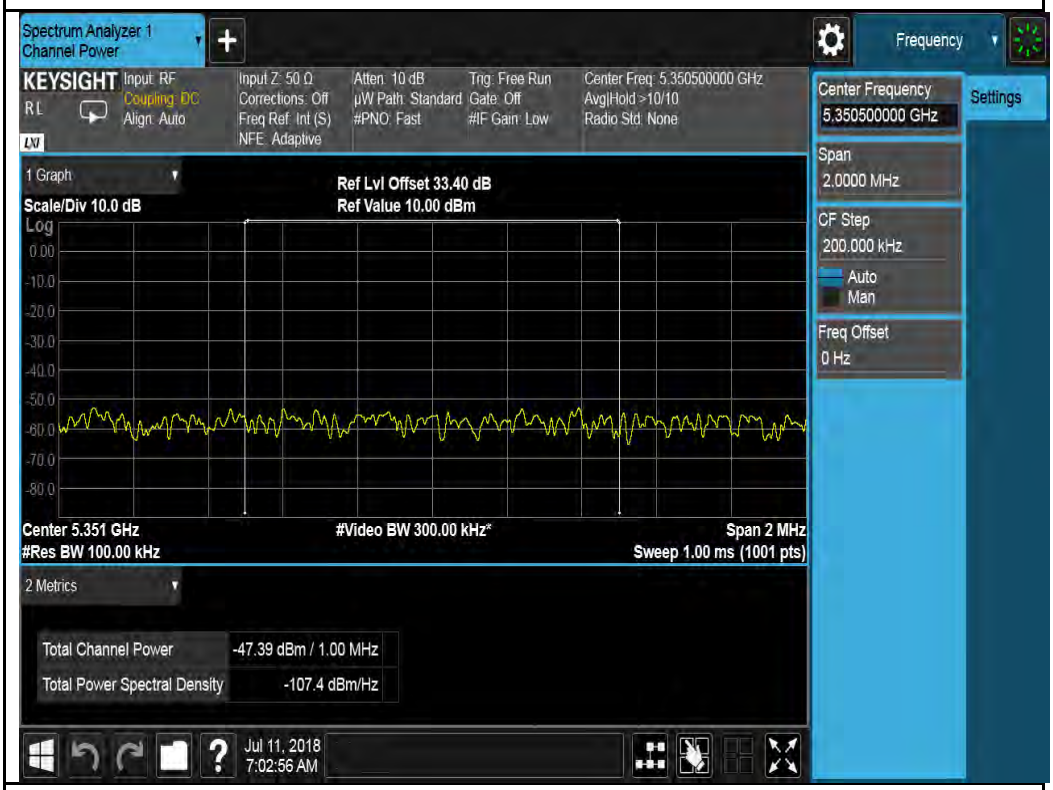

802.11a-5320MHz

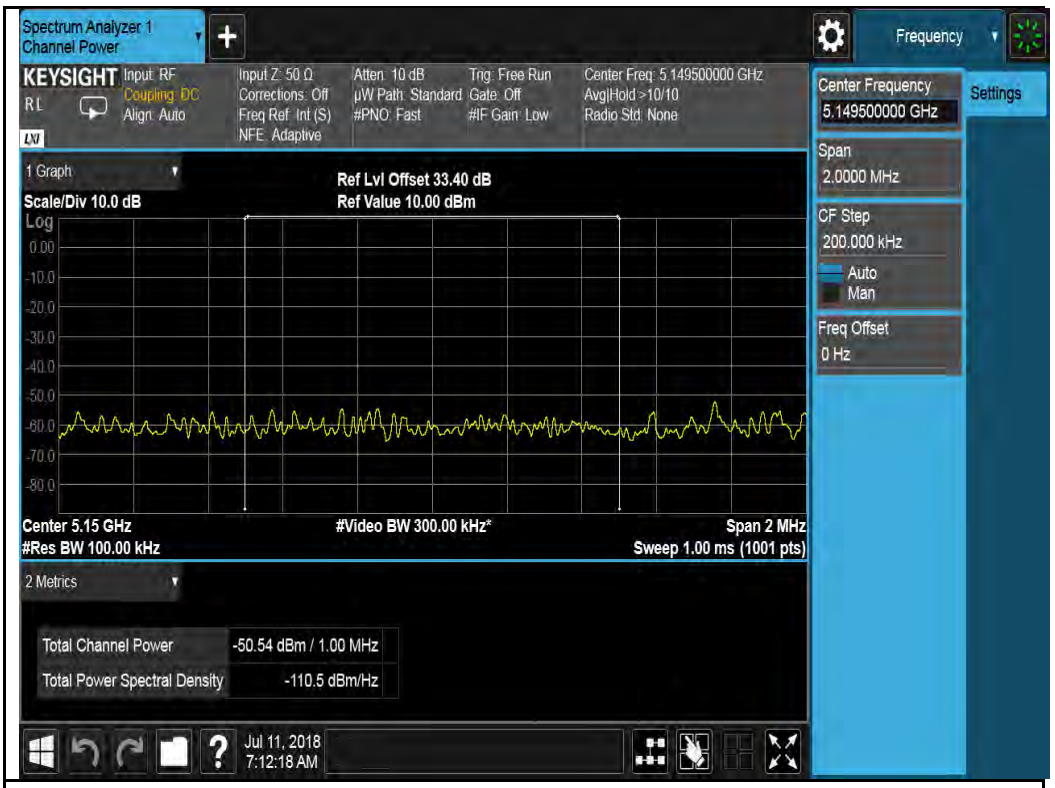

802.11n-HT20-5260MHz

802.11n-HT20-5320MHz

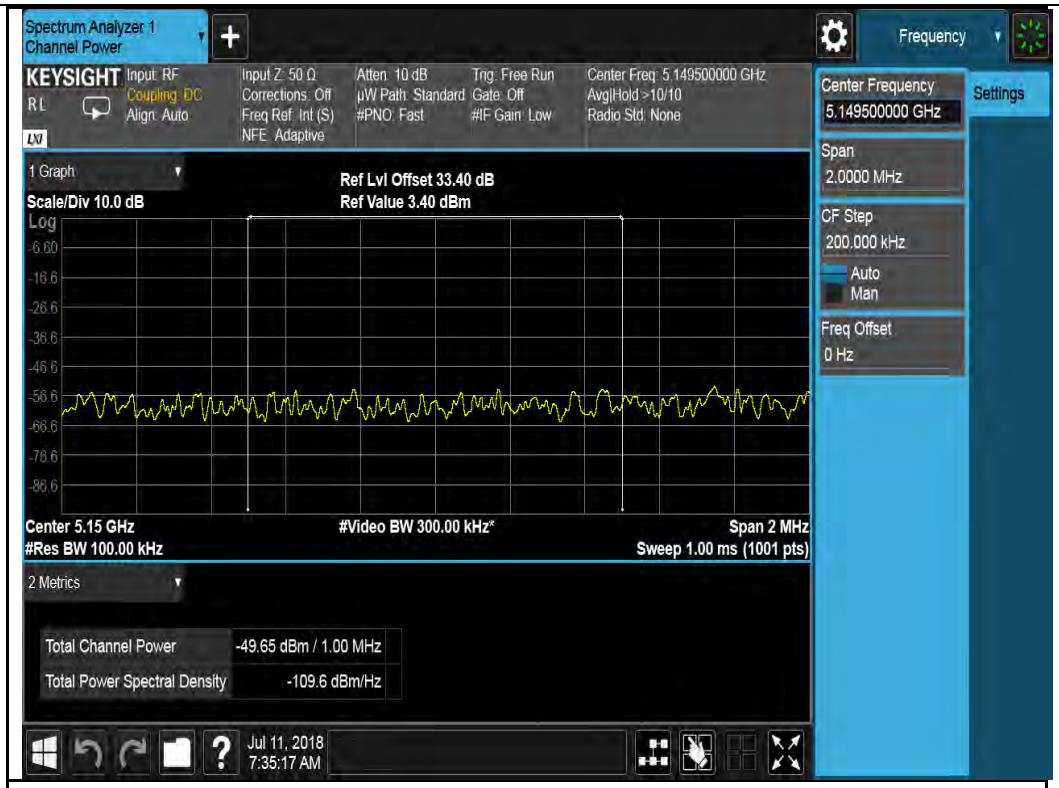

802.11n-HT40-5270MHz

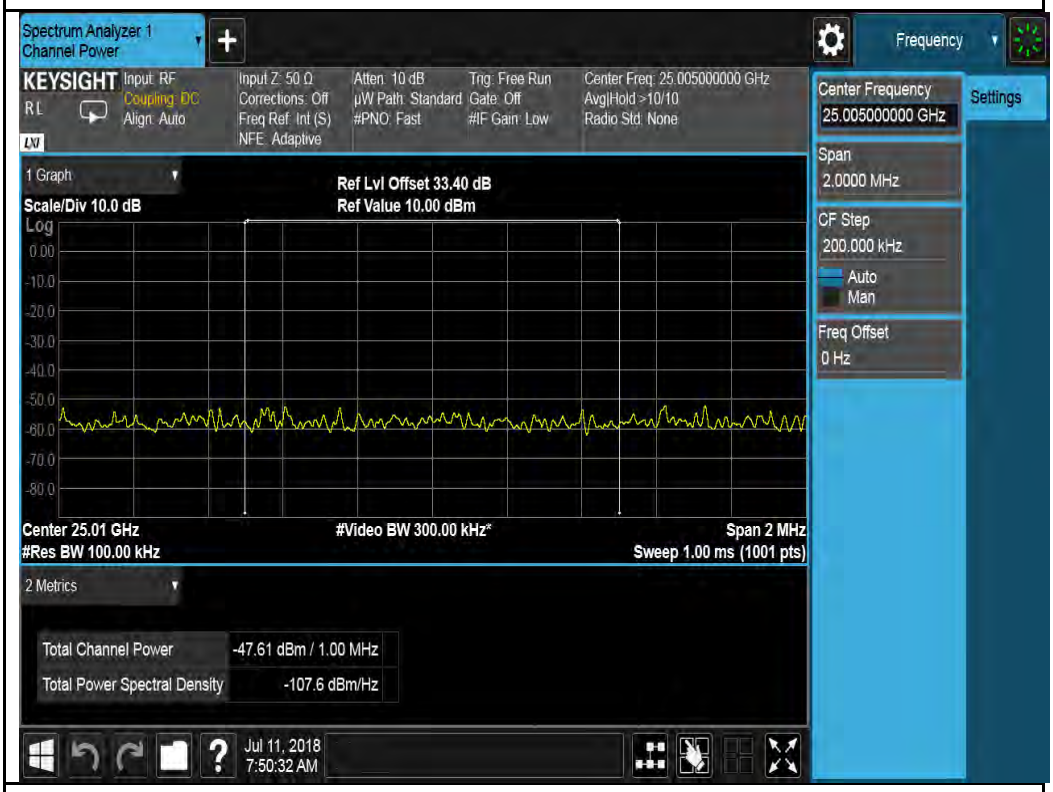

802.11n-HT40-5310MHz

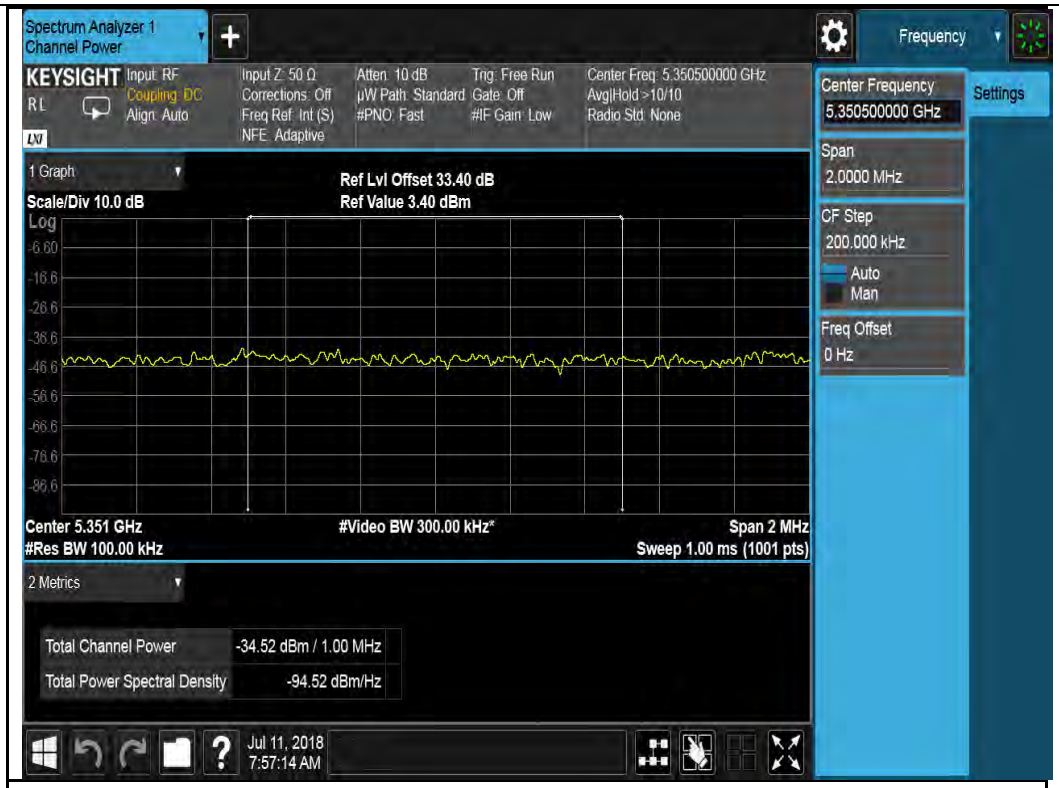

802.11ac-VHT80-5290MHz

Chain 3:

802.11a-5260MHz

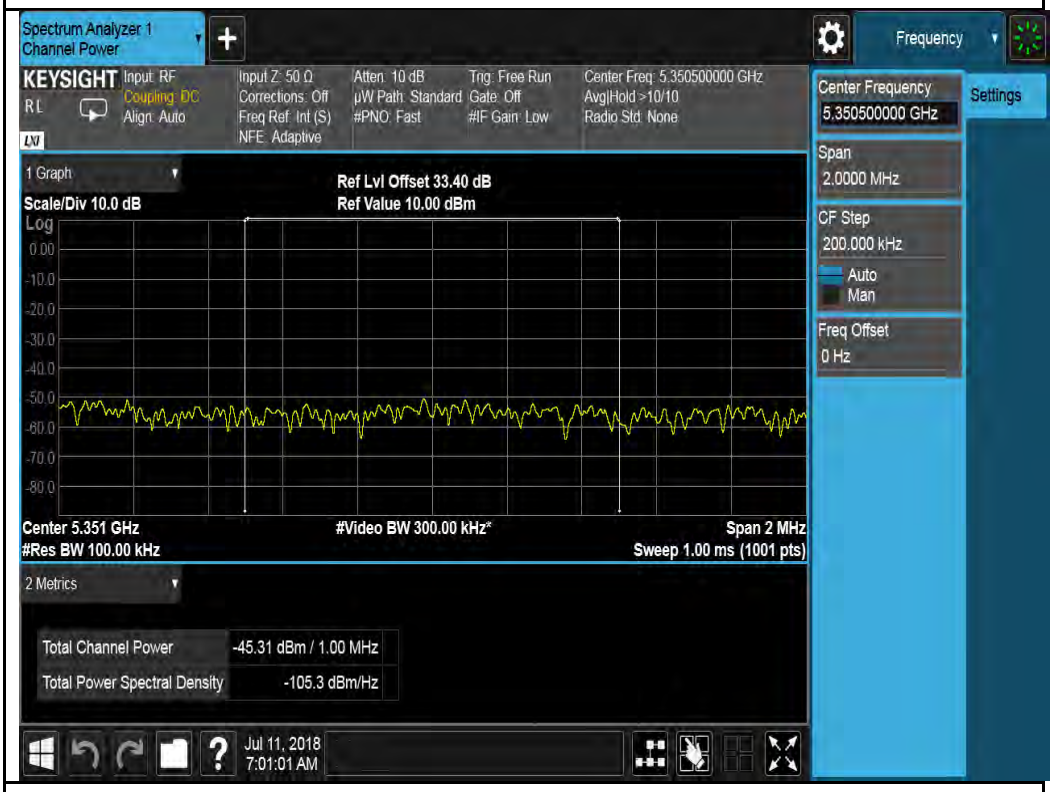

802.11a-5320MHz

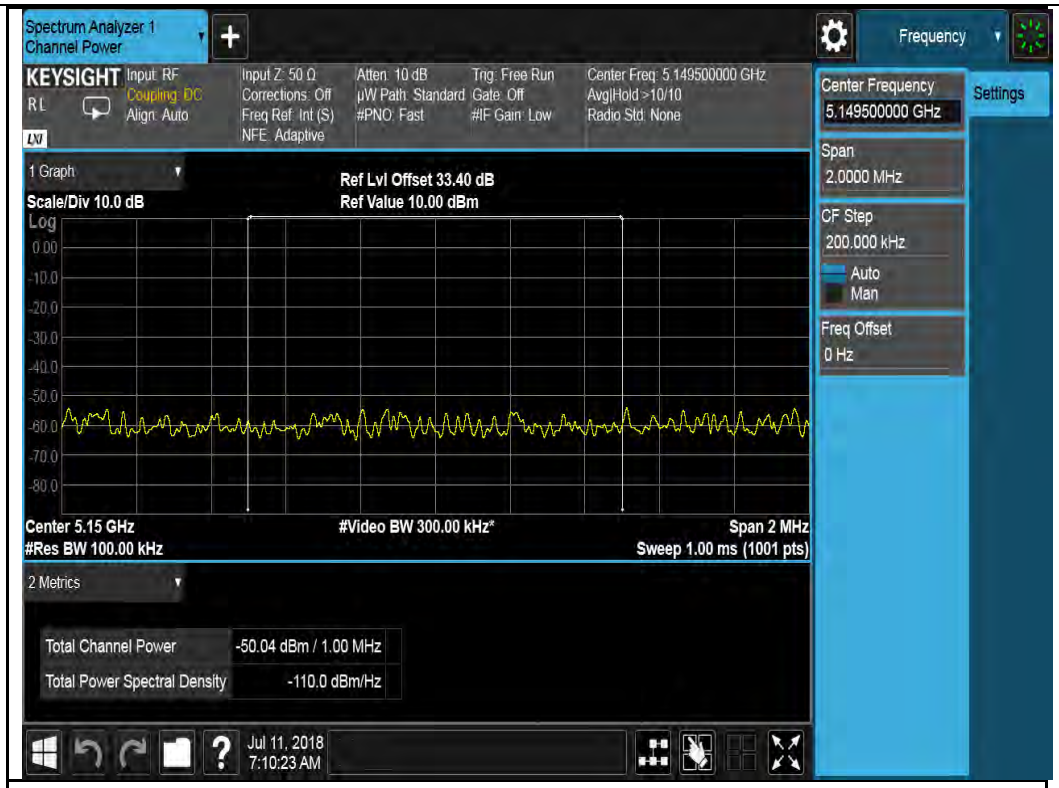

802.11n-HT20-5260MHz

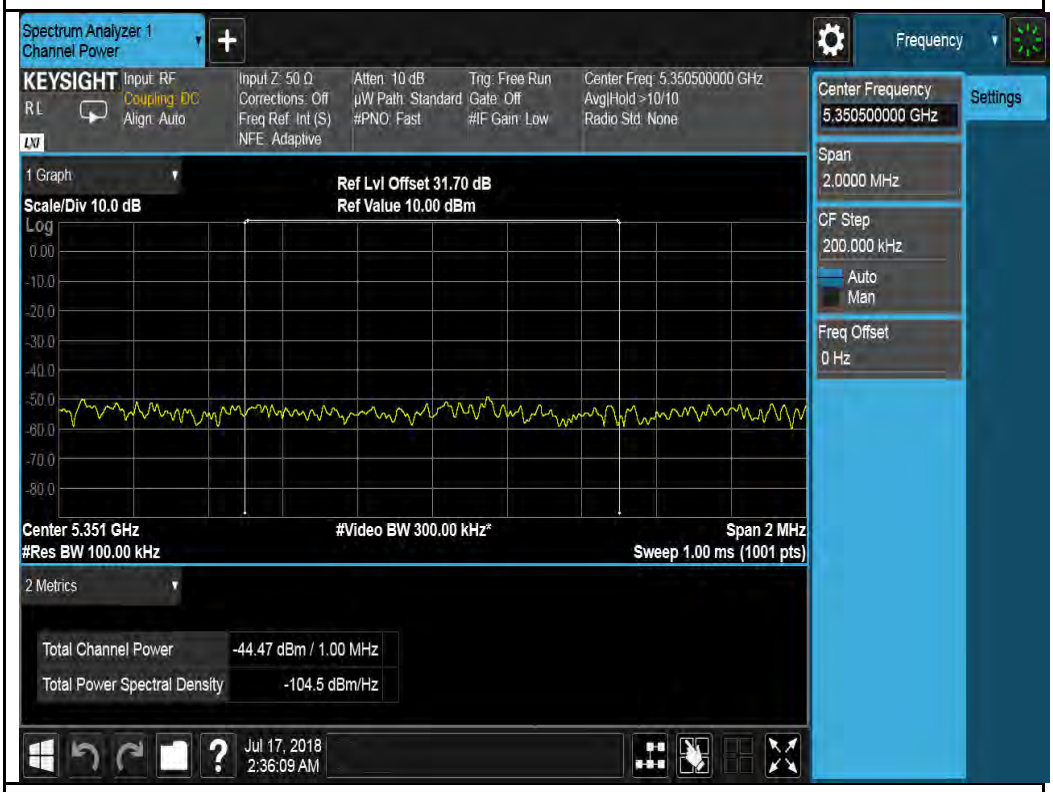

802.11n-HT20-5320MHz

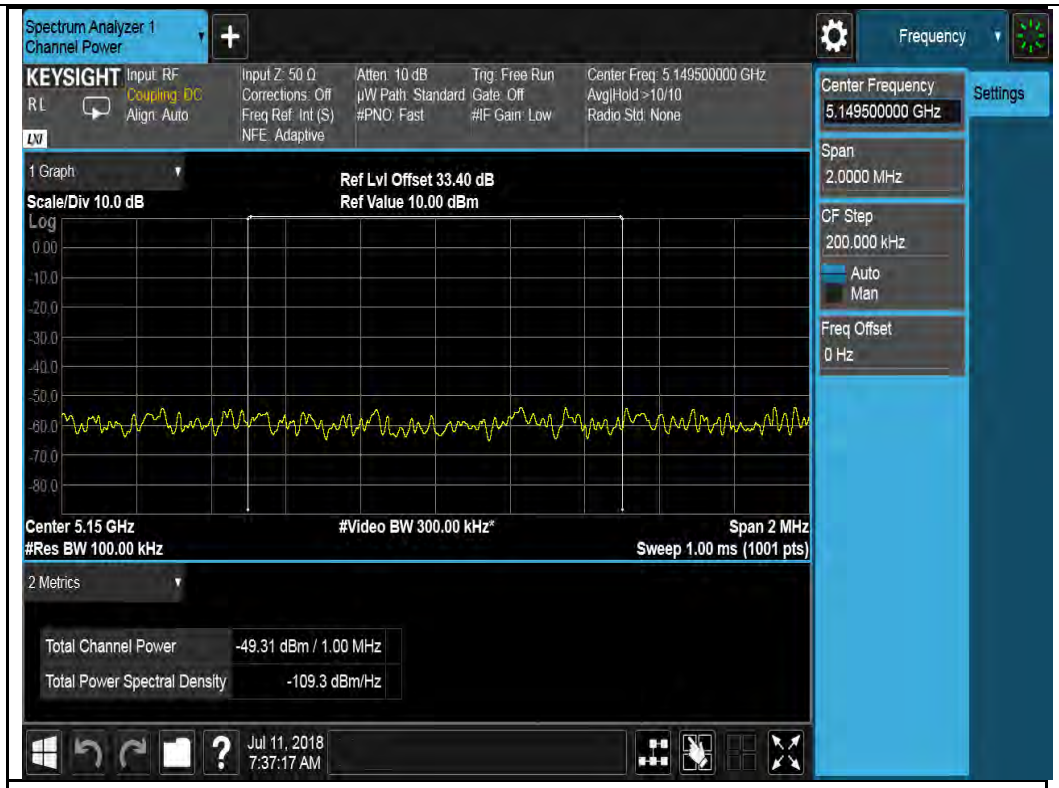

802.11n-HT40-5270MHz

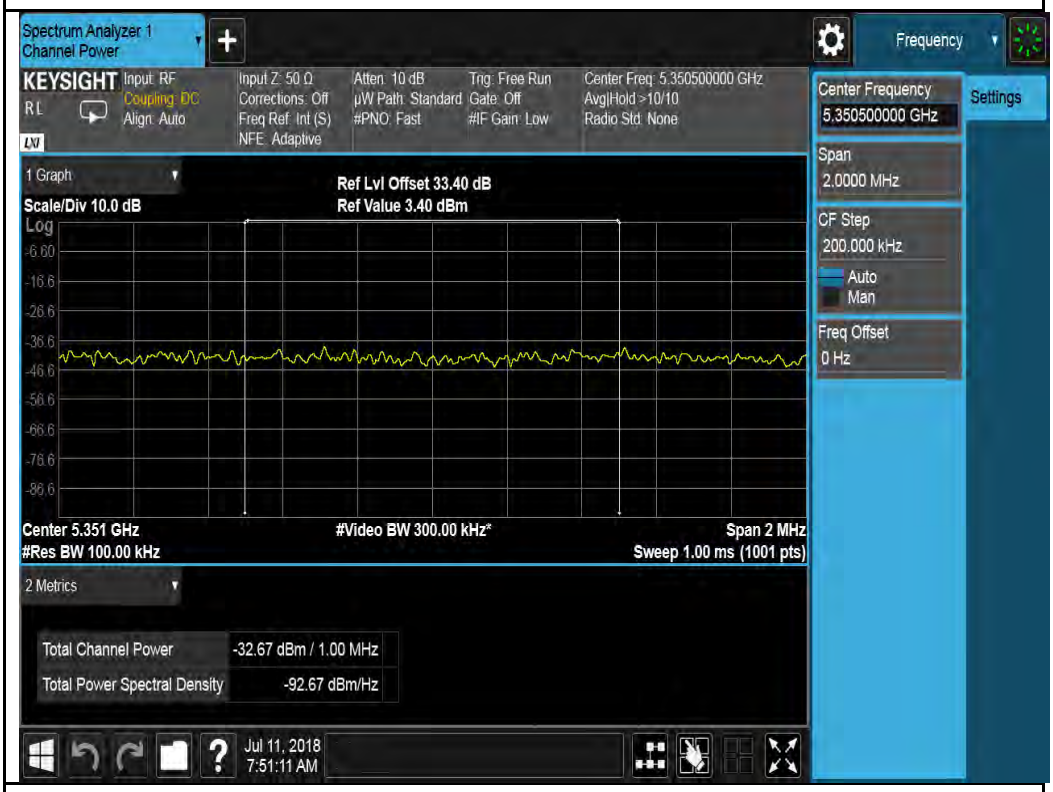

802.11n-HT40-5310MHz

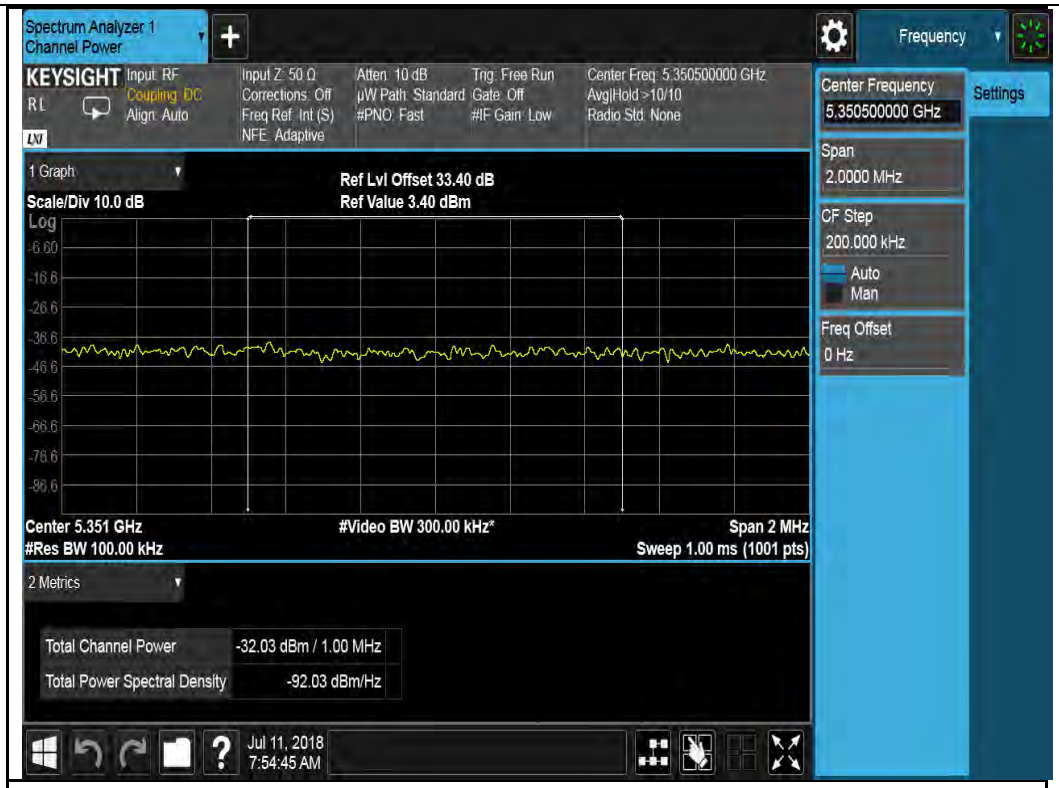

802.11ac-VHT80-5290MHz

Test Plots for W56 (4x4 mode) :
Chain 0:

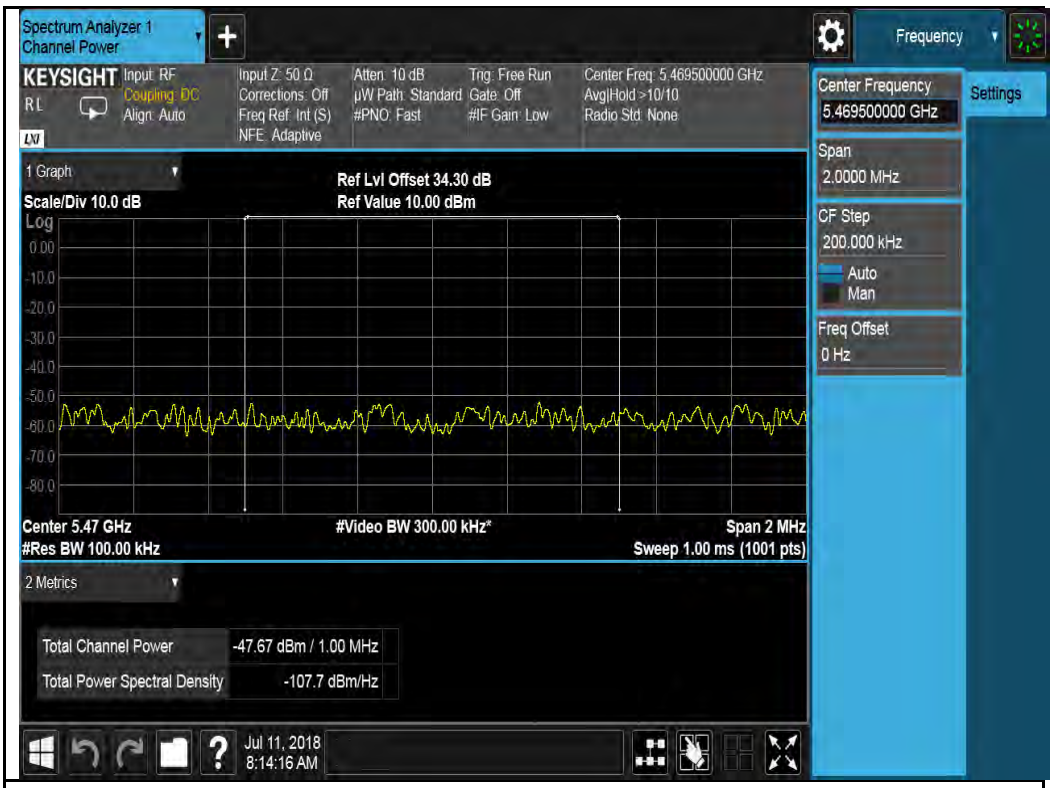

802.11a-5500MHz

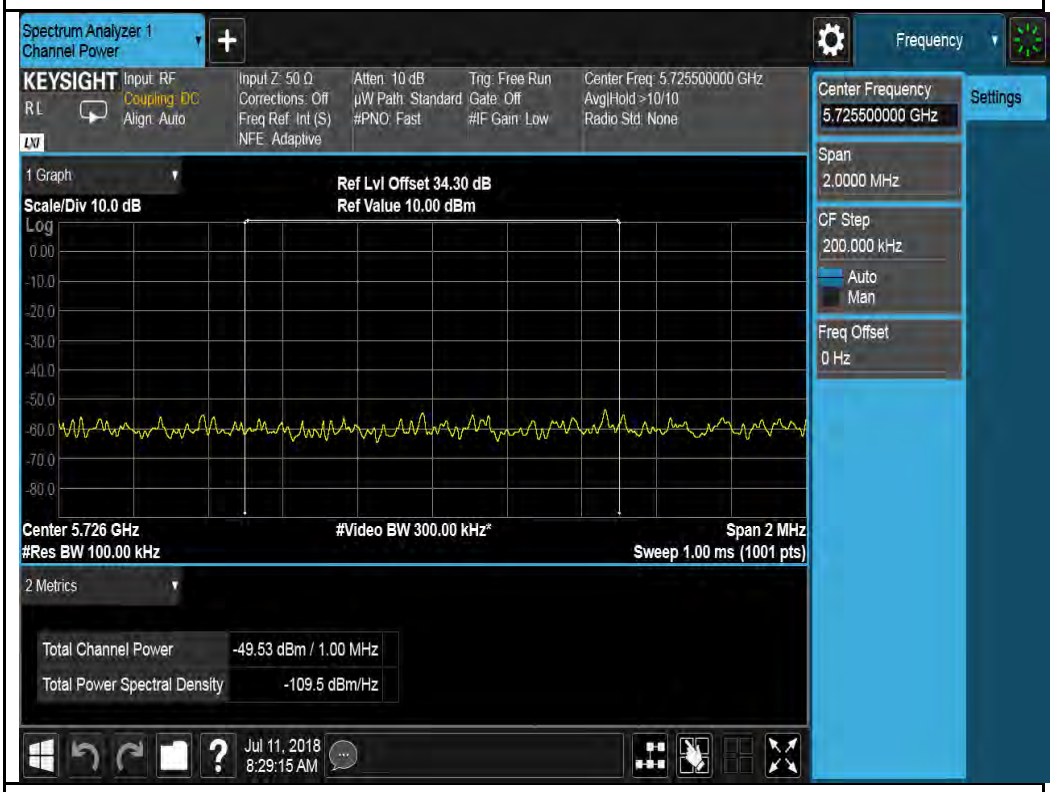

802.11a-5700MHz

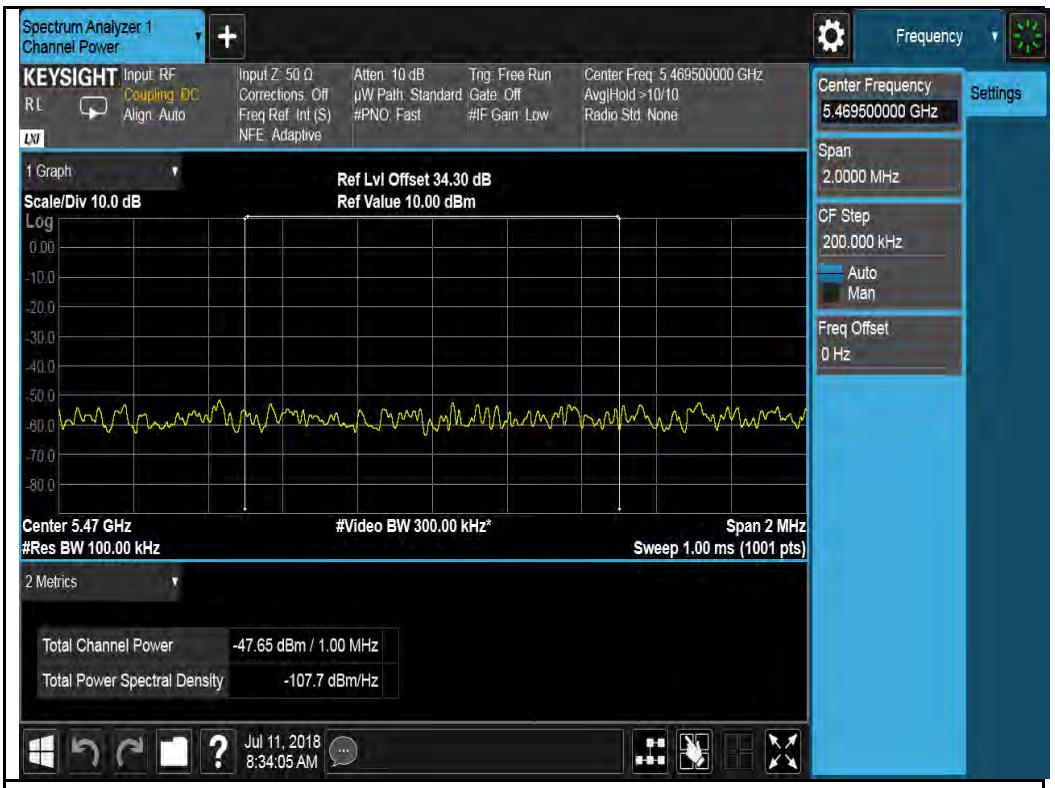

802.11n-HT20-5500MHz

802.11n-HT20-5700MHz

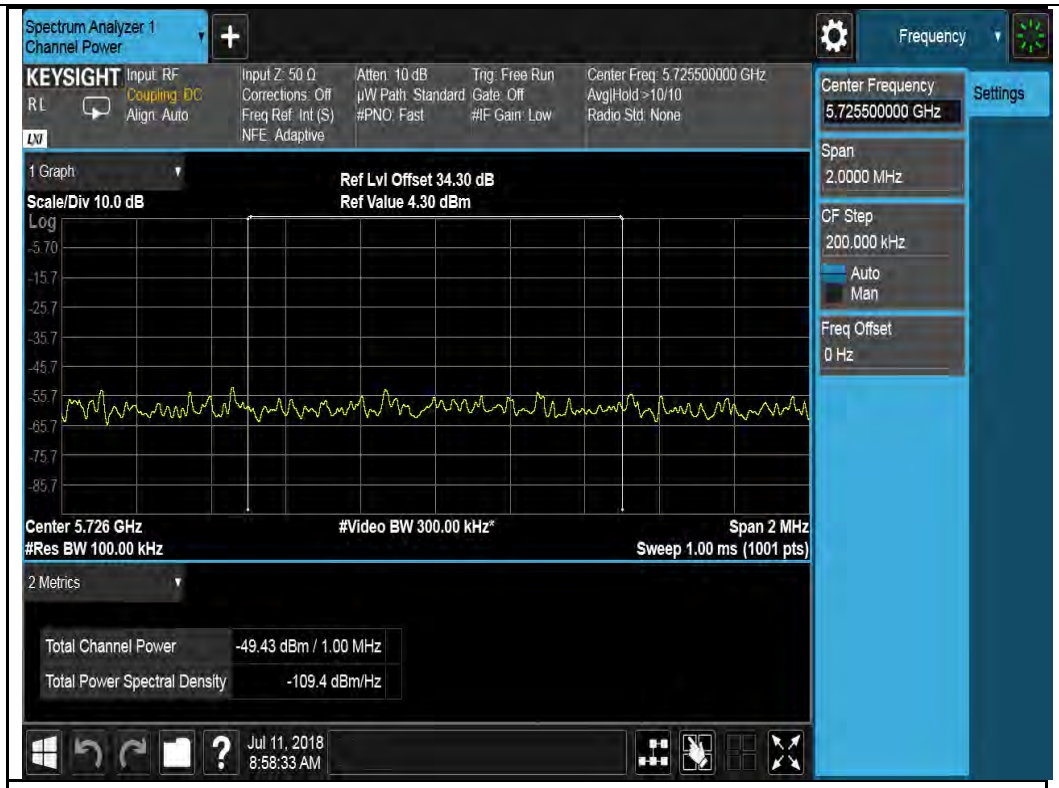

802.11n-HT40-5510MHz

802.11n-HT40-5670MHz

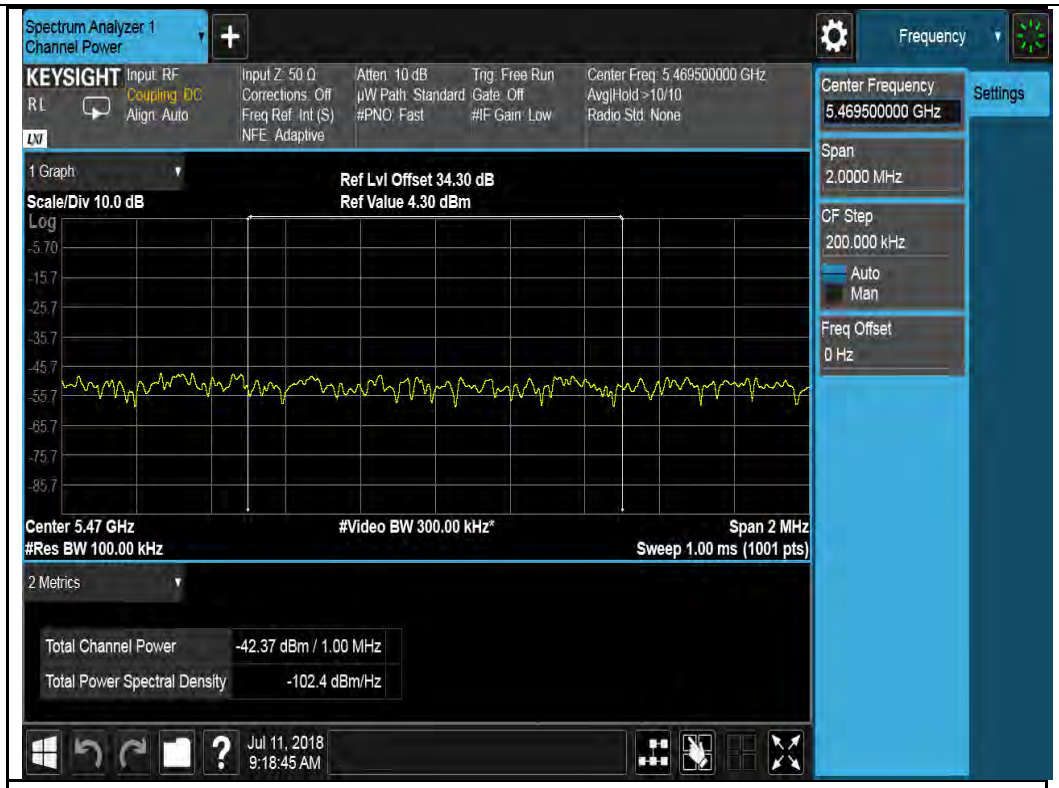

802.11ac-VHT80-5530MHz

802.11ac-VHT80-5610MHz

Chain 1:

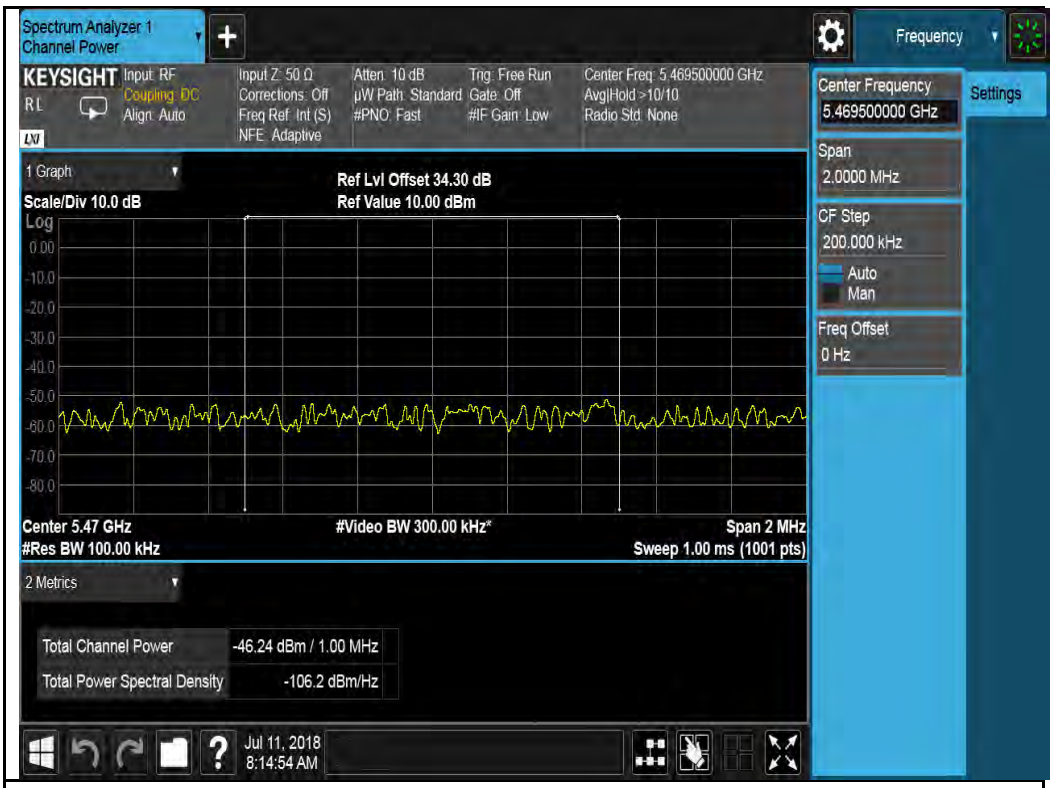

802.11a-5500MHz

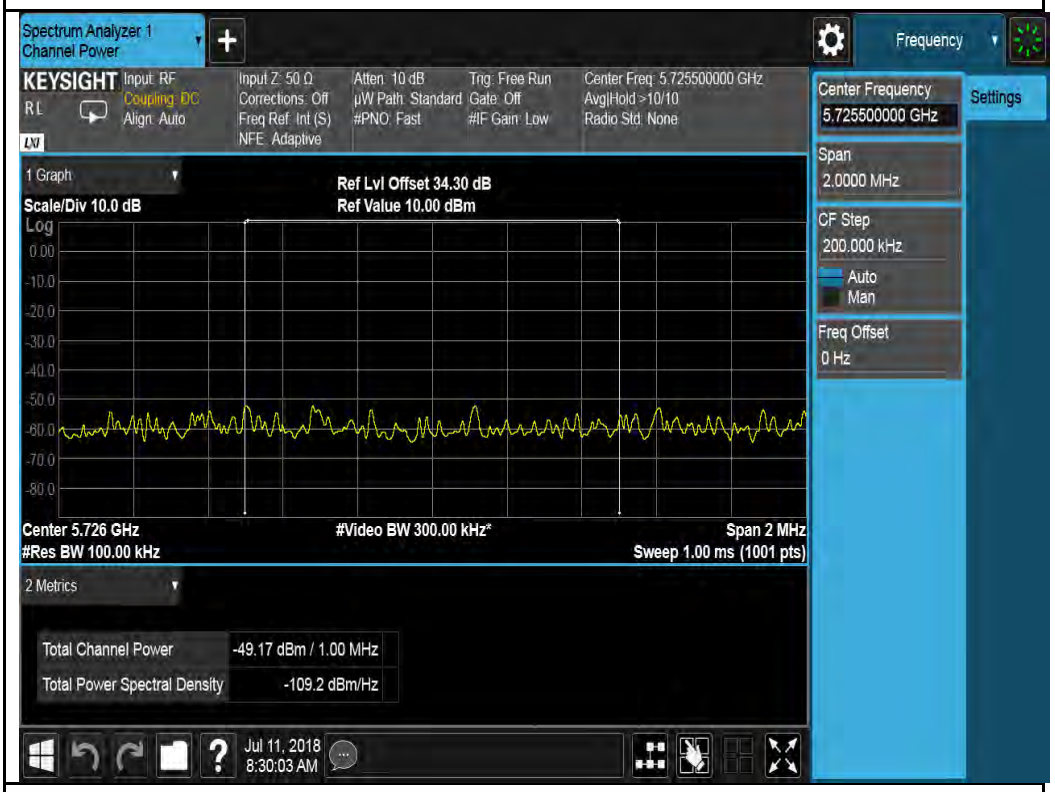

802.11a-5700MHz

802.11n-HT20-5500MHz

802.11n-HT20-5700MHz

802.11n-HT40-5510MHz

802.11n-HT40-5670MHz

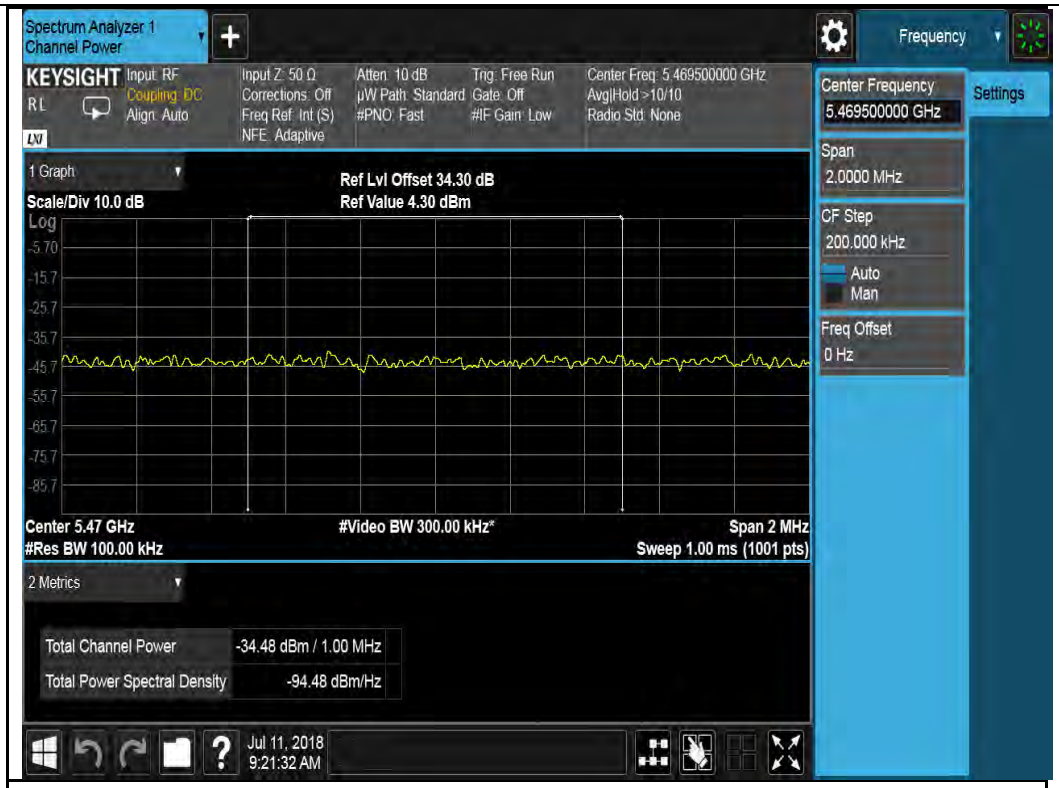

802.11ac-VHT80-5530MHz

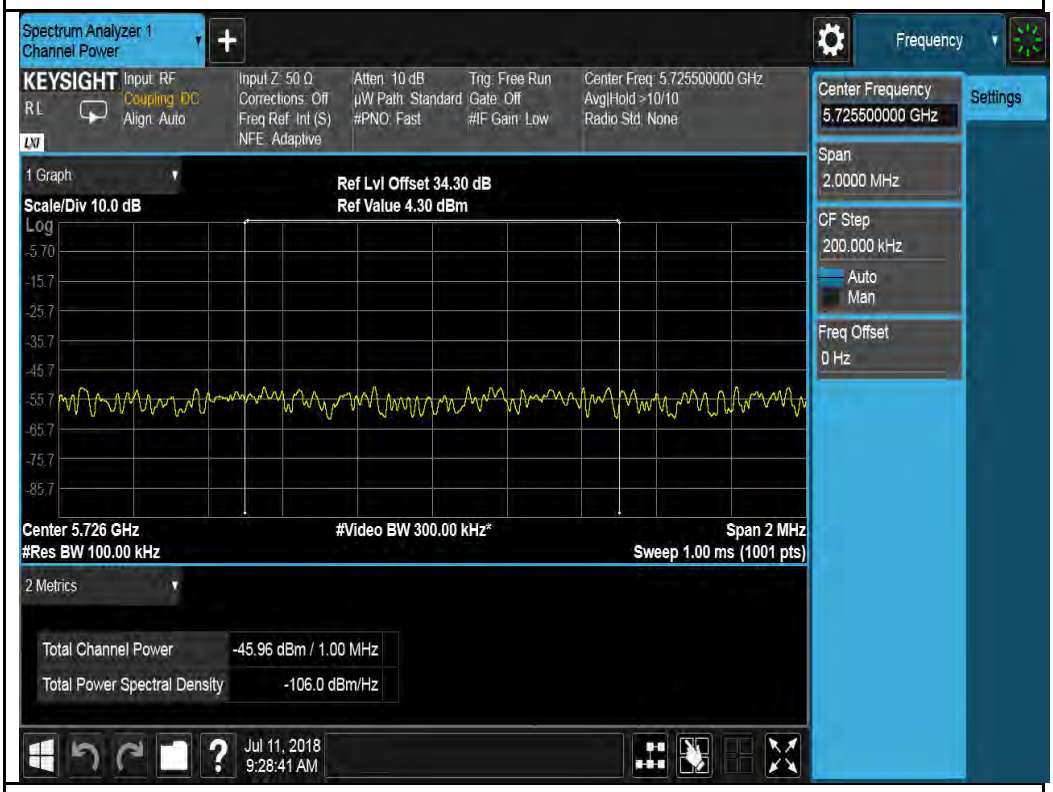

802.11ac-VHT80-5610MHz

Chain 2:

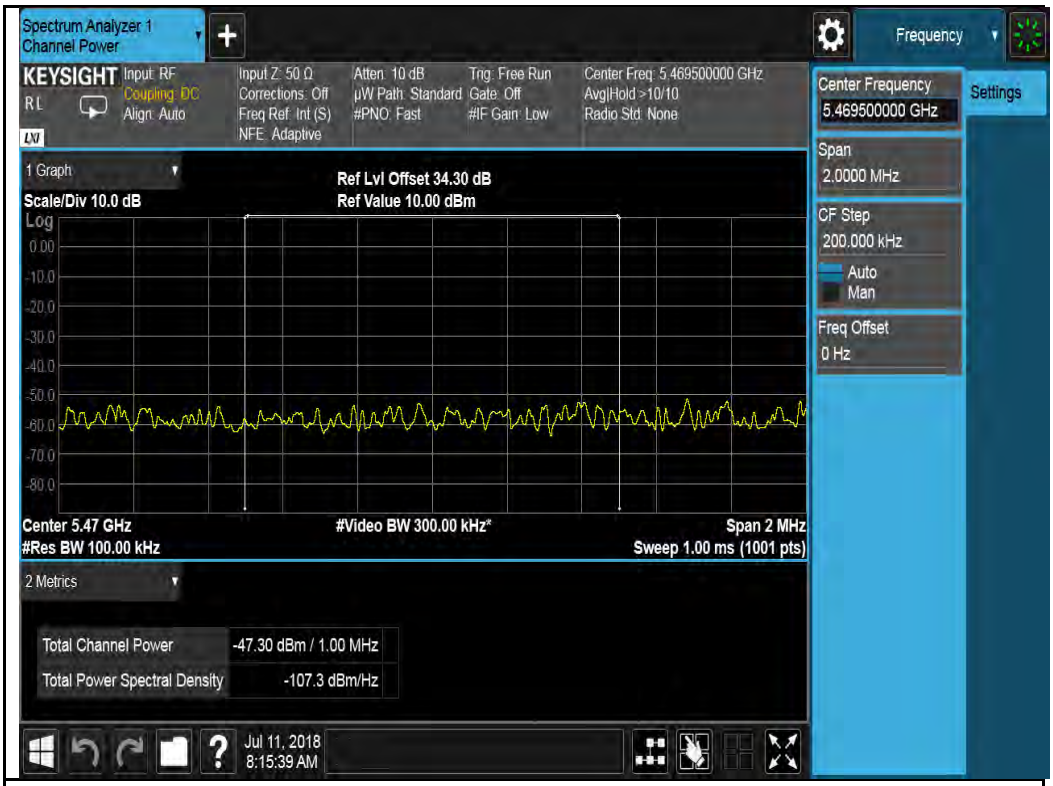

802.11a-5500MHz

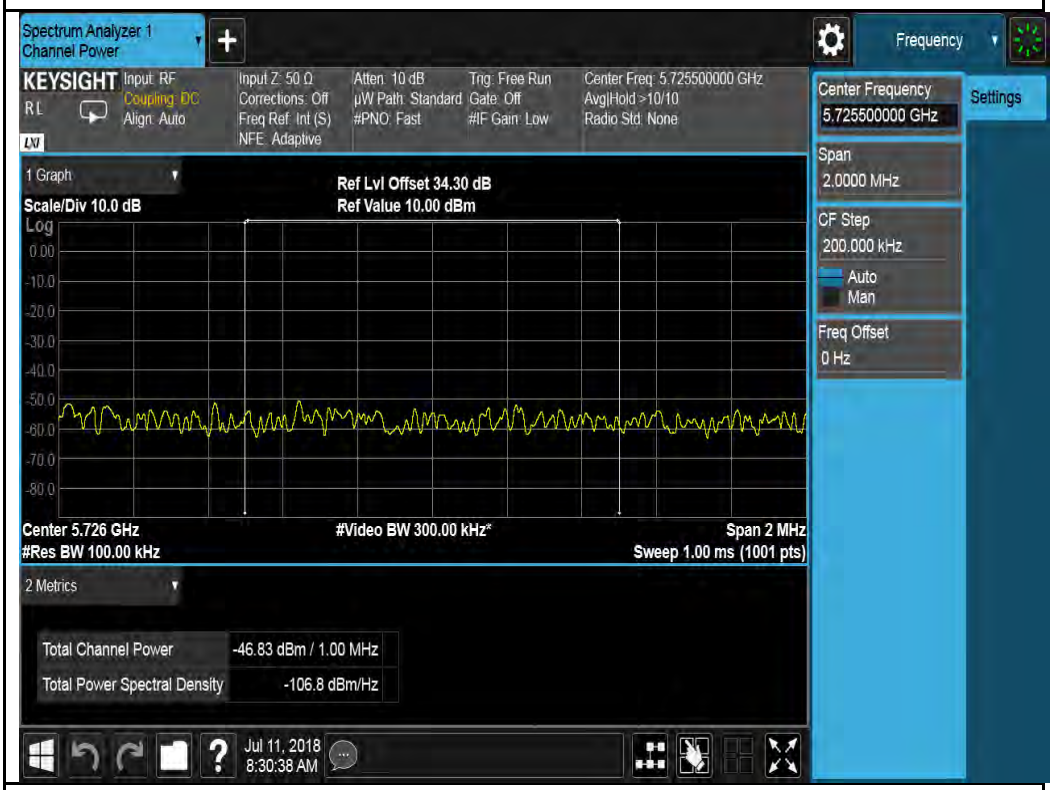

802.11a-5700MHz

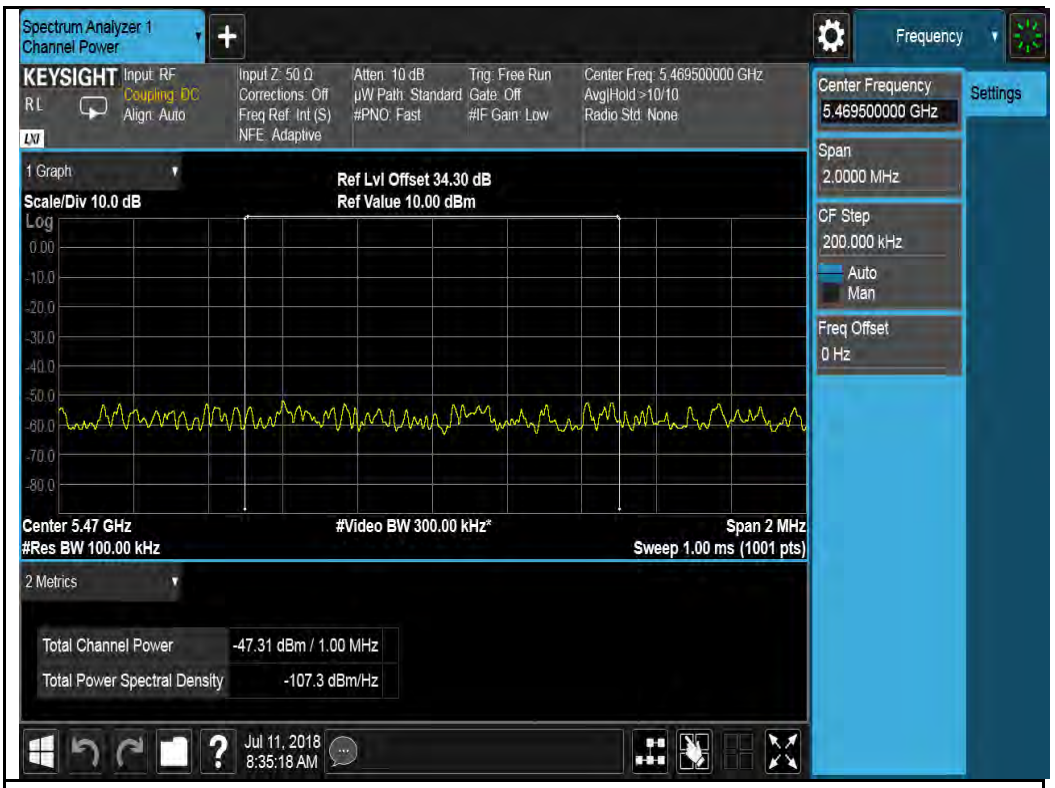

802.11n-HT20-5500MHz

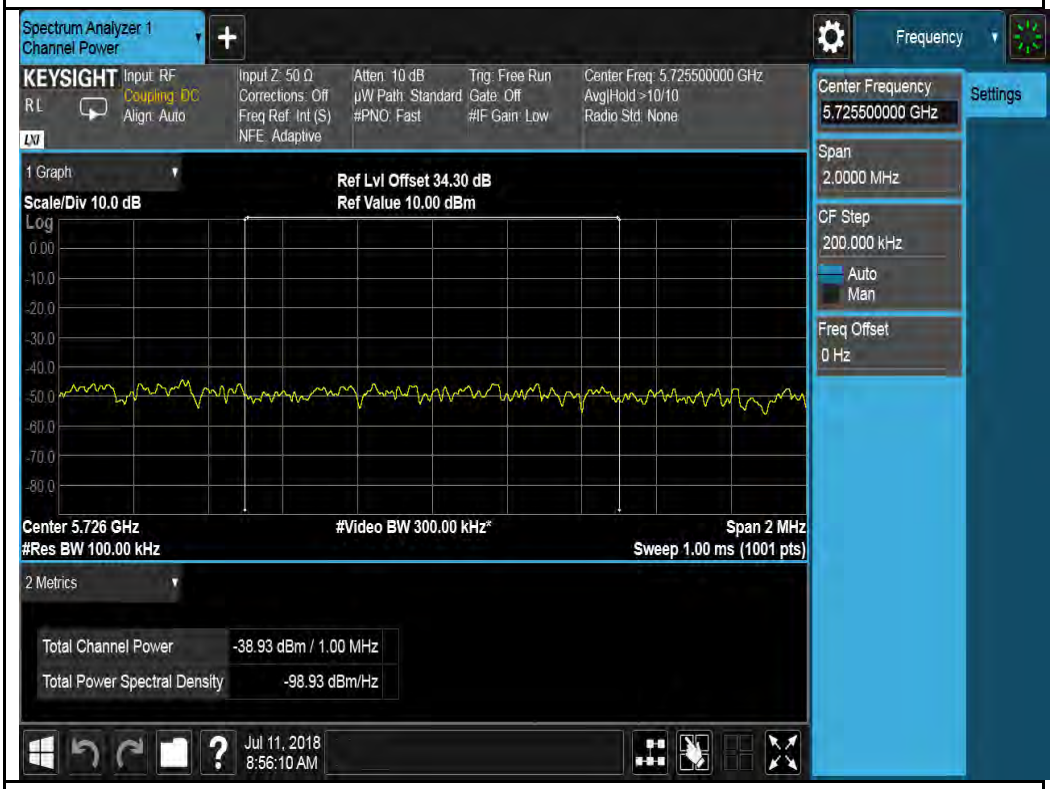

802.11n-HT20-5700MHz

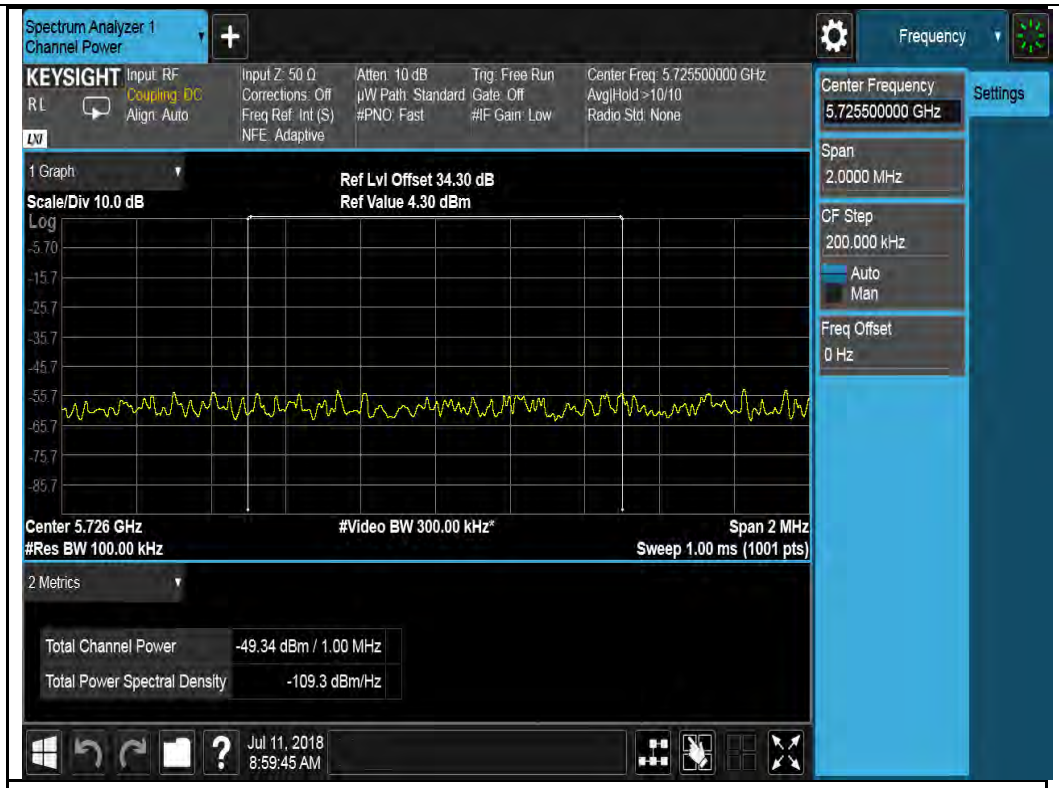

802.11n-HT40-5510MHz

802.11n-HT40-5670MHz

802.11ac-VHT80-5530MHz

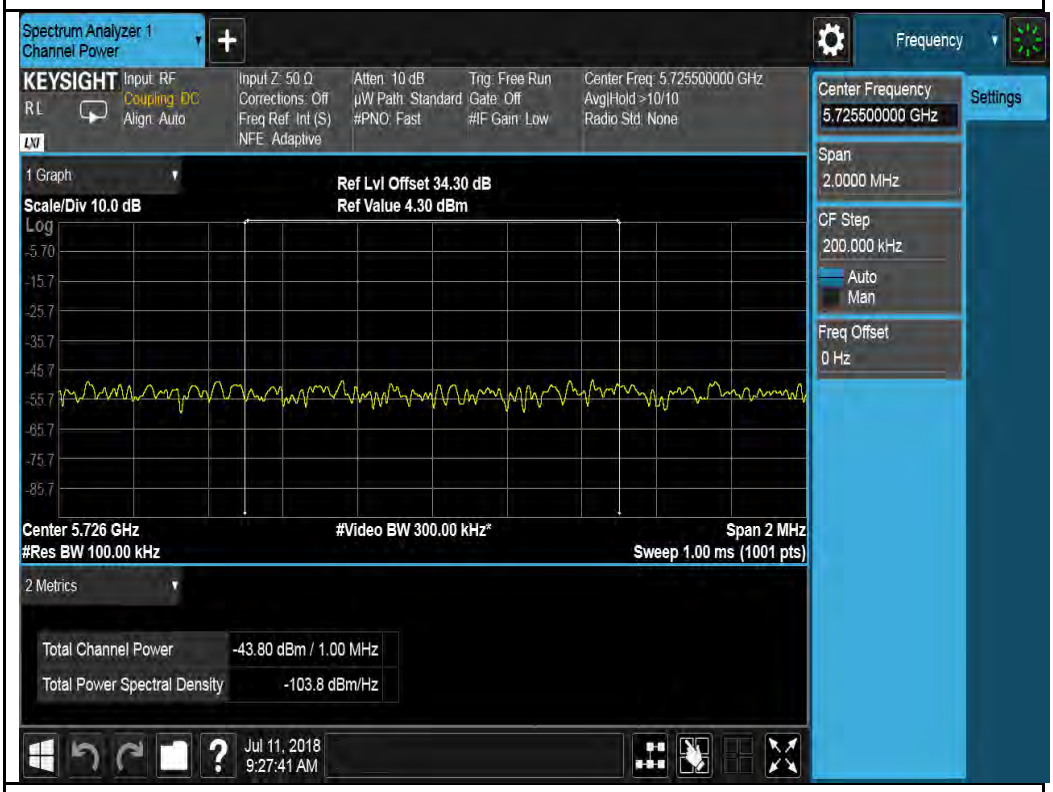

802.11ac-VHT80-5610MHz

Chain 3:

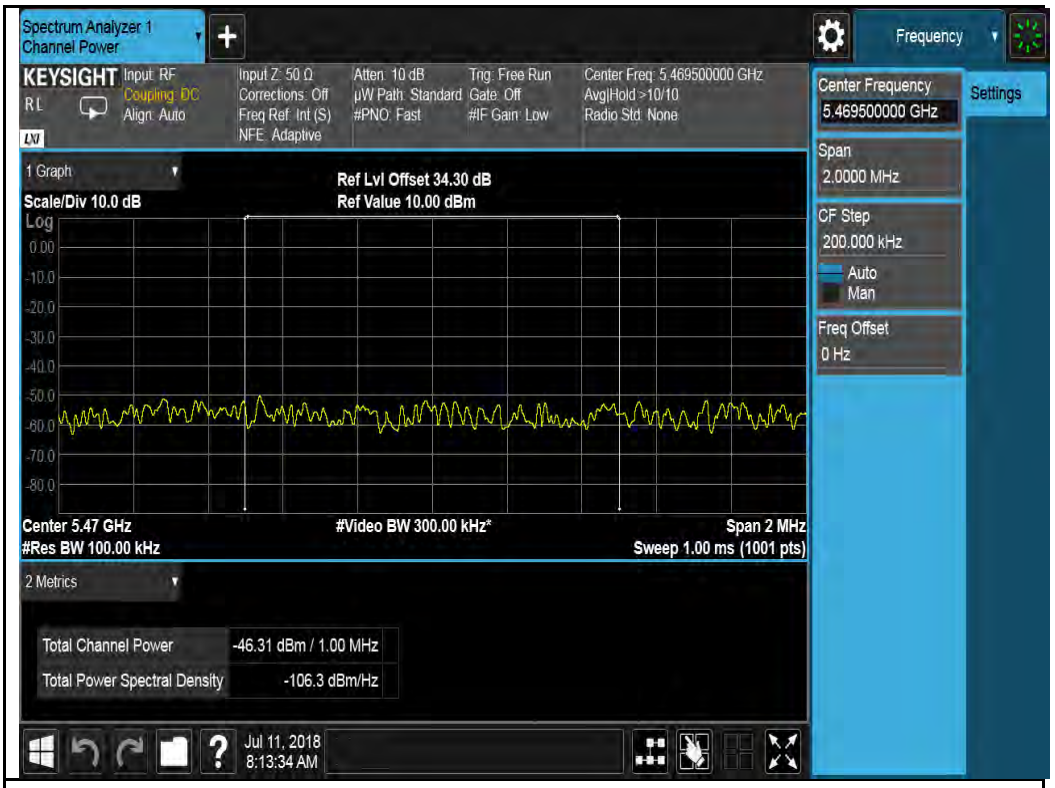

802.11a-5500MHz

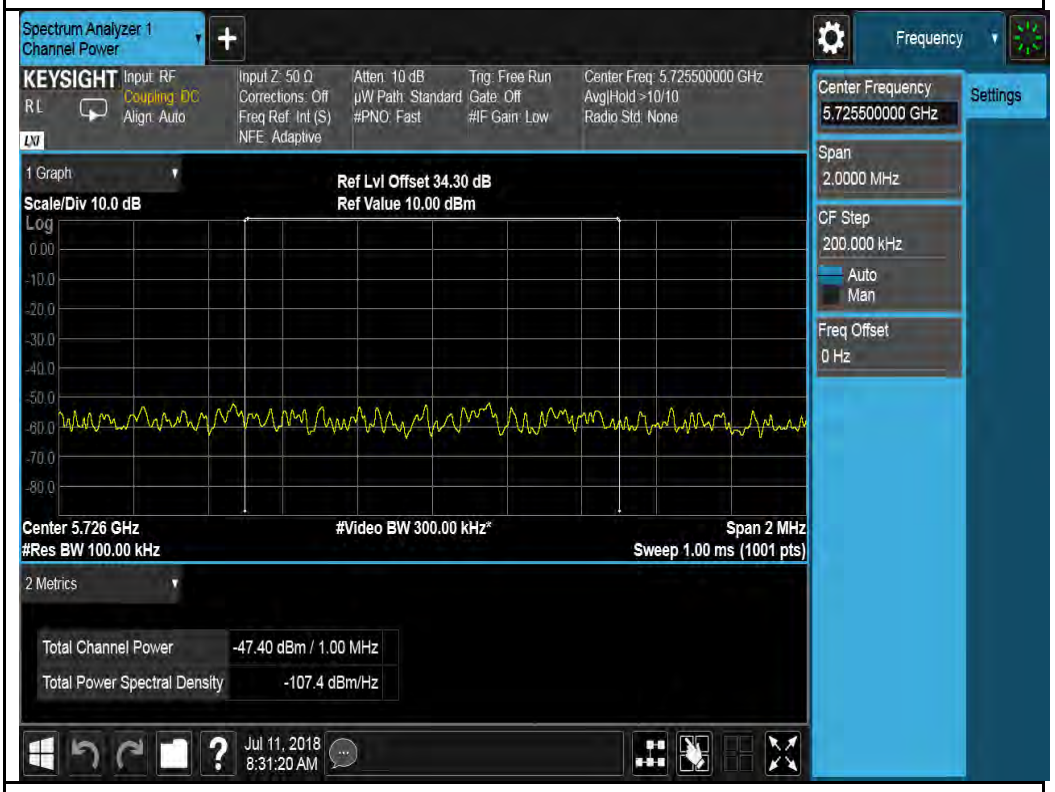

802.11a-5700MHz

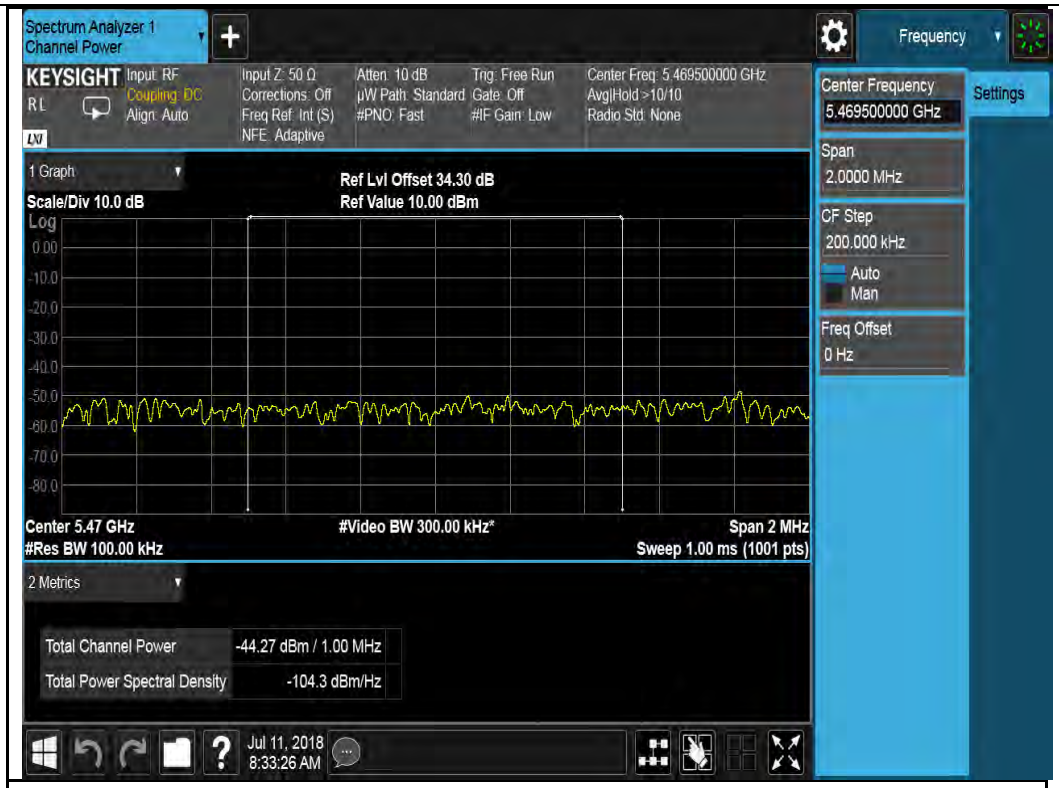

802.11n-HT20-5500MHz

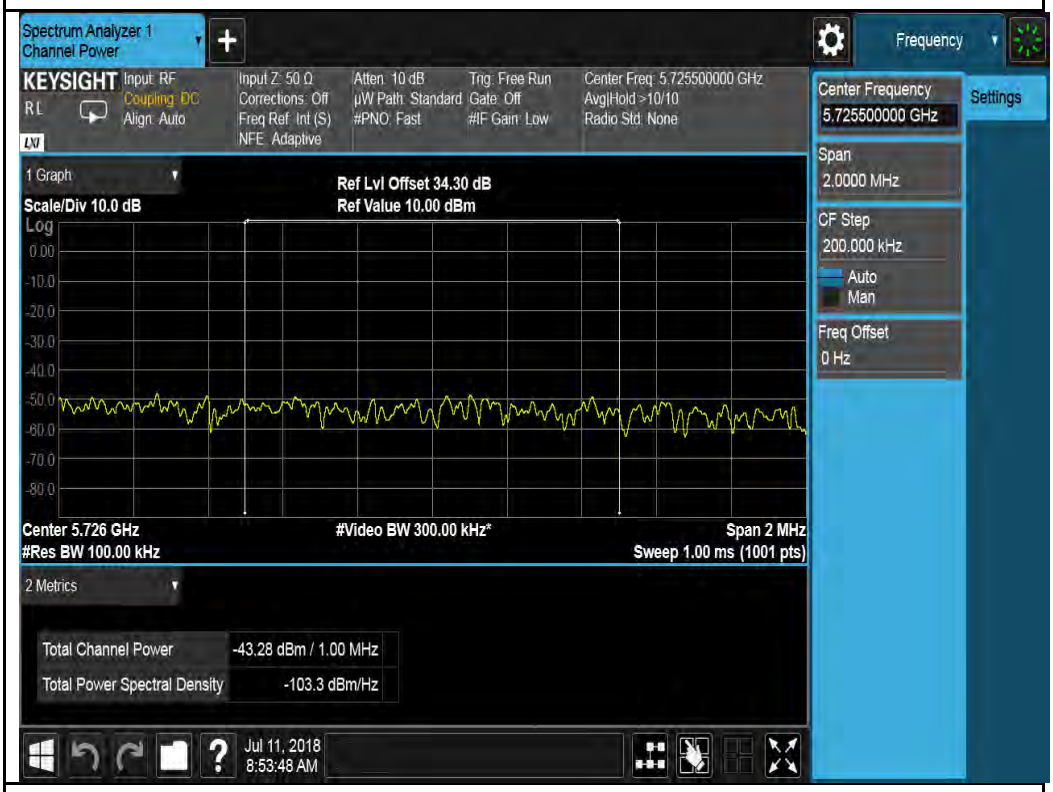

802.11n-HT20-5700MHz

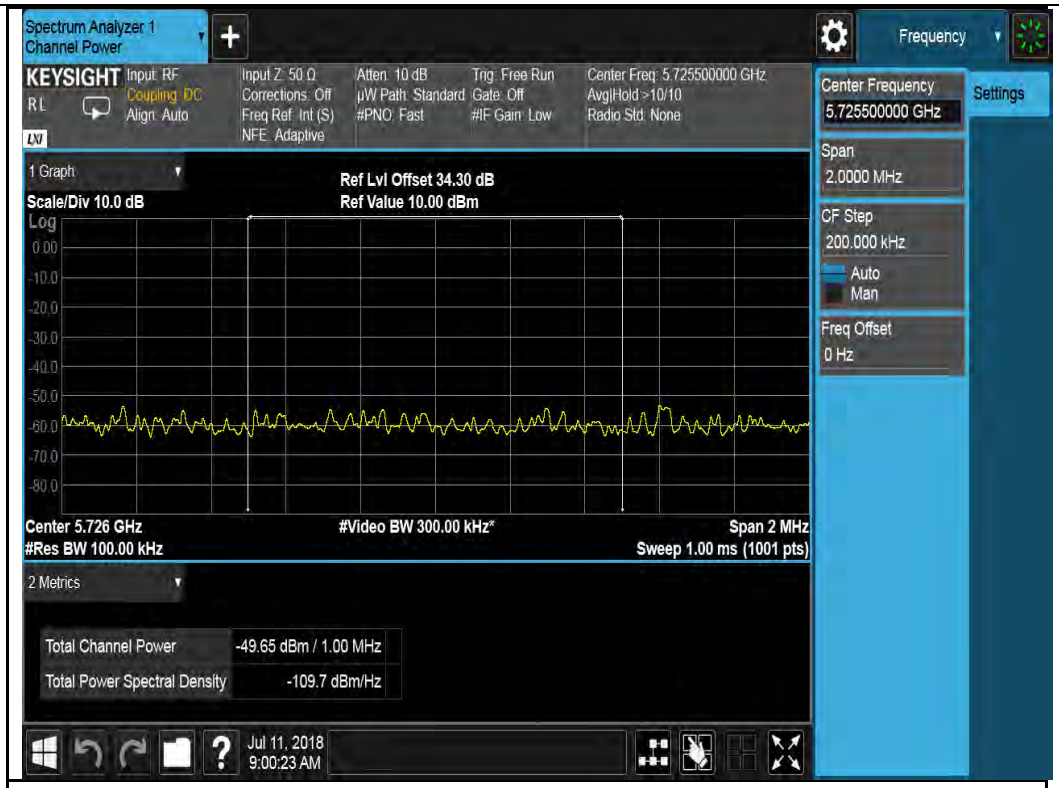

802.11n-HT40-5510MHz

802.11n-HT40-5670MHz

802.11ac-VHT80-5530MHz

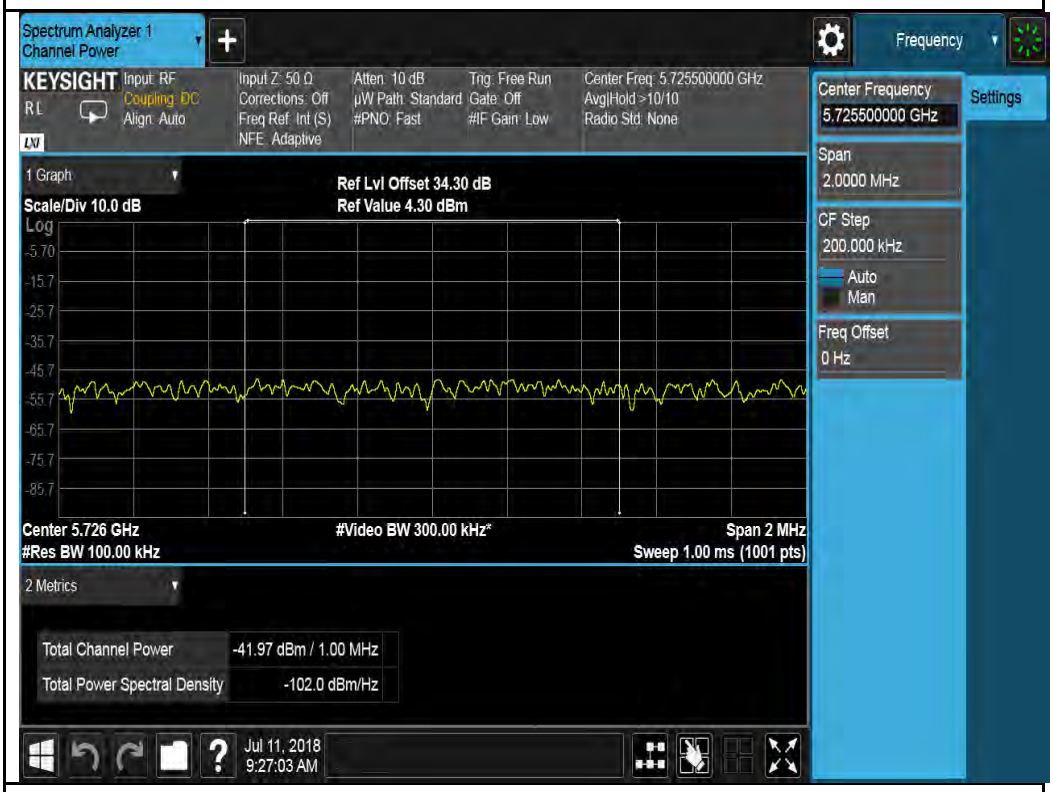

802.11ac-VHT80-5610MHz

10.6 Radiated Spurious Emissions below 1GHz

Requirement(s):

<table>
<tr><th>Spec</th><th>Requirement</th><th>Applicable</th></tr>
<tr><td>47CFR§ 15.407(b) 15.209 (a) RSS GEN</td><td>Except higher limit as specified elsewhere in other section, the emissions from the low-power radio-frequency devices shall not exceed the field strength levels specified in the following table and the level of any unwanted emissions shall not exceed the level of the fundamental emission. The tighter limit applies at the band edges
<table>
<tr><th>Frequency range (MHz)</th><th>Field Strength (uV/m)</th></tr>
<tr><td>30 – 88</td><td>100</td></tr>
<tr><td>88 – 216</td><td>150</td></tr>
<tr><td>216 960</td><td>200</td></tr>
<tr><td>Above 960</td><td>500</td></tr>
</table></td><td>☒</td></tr>
<tr><td>Test Setup</td><td colspan="2"> 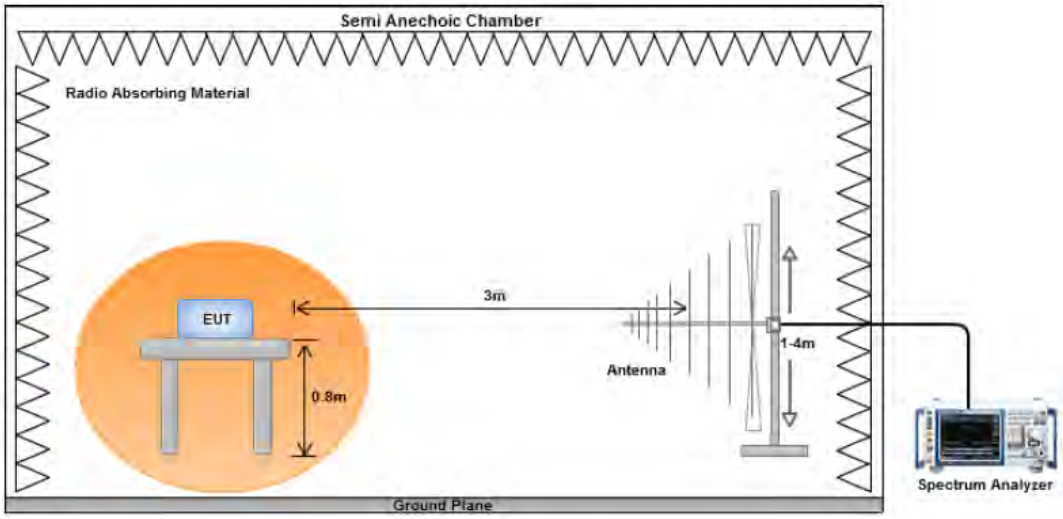
</td></tr>
<tr><td>Procedure</td><td colspan="2">1. The EUT was switched on and allowed to warm up to its normal operating condition.
2. The test was carried out at the selected frequency points obtained from the EUT characterisation. Maximization of the emissions, was carried out by rotating the EUT, changing the antenna polarization, and adjusting the antenna height in the following manner:
a. Vertical or horizontal polarisation (whichever gave the higher emission level over a full rotation of the EUT) was chosen.
b. The EUT was then rotated to the direction that gave the maximum emission.
c. Finally, the antenna height was adjusted to the height that gave the maximum emission.
3. A Quasi-peak measurement was then made for that frequency point.
4. Steps 2 and 3 were repeated for the next frequency point, until all selected frequency points were measured.</td></tr>
<tr><td>Remark</td><td colspan="2">The EUT was scanned up to 1GHz. Both horizontal and vertical polarities were investigated. The results show only the worst case.</td></tr>
<tr><td>Result</td><td colspan="2">☒ Pass ☐ Fail</td></tr>
</table>

Test Data ☒ Yes (See below) ☐ N/A

Test Plot ☒ Yes (See below) ☐ N/A

Test was done by Deon Dai at 10m chamber.

Radiated Emission Test Results (Below 1GHz)

Test specification	below 1GHz			
Environmental Conditions:	Temp (°C):	26.1	Result	Pass
	Humidity (%)	47.5		
	Atmospheric (mbar):	1020		
Mains Power:	120VAC, 60Hz			
Tested by:	Deon Dai			
Test Date:	06/12/2018			
Remarks:	802.11ax80, 5530MHz			

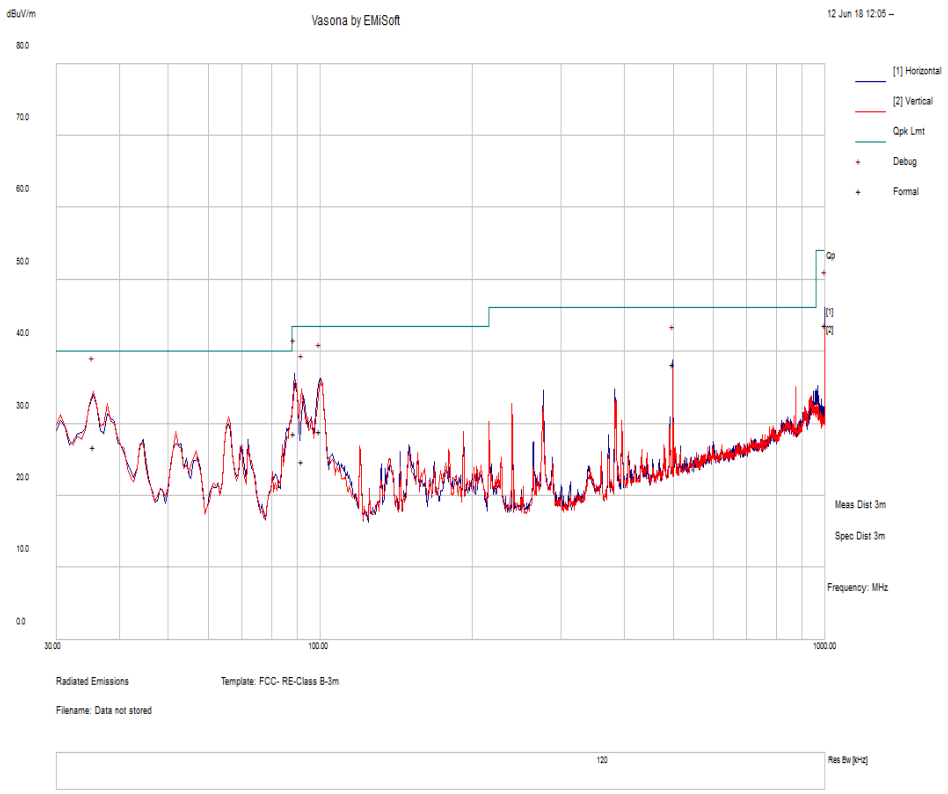

Frequency MHz	Raw dBuV	Cable Loss	AF dB	Level dBuV/m	Measurement Type	Po I	Hgt cm	Azt Deg	Limit dBuV/m	Margin dB	Pass /Fail
35.59	33.44	11.21	-17.87	26.79	Quasi Max	V	325	225	40	-13.21	Pass
88.86	44.7	11.78	-27.85	28.62	Quasi Max	H	247	127	43.5	-14.88	Pass
91.87	40.36	11.81	-27.34	24.83	Quasi Max	V	254	280	43.5	-18.67	Pass
99.54	42.64	11.88	-25.57	28.94	Quasi Max	H	146	248	43.5	-14.56	Pass
500.01	42.73	14.17	-18.55	38.35	Quasi Max	H	167	112	46	-7.65	Pass
1000.00	40.31	16.28	-12.92	43.67	Quasi Max	H	106	143	54	-10.33	Pass

Note: Both horizontal and vertical polarities were investigated. The results above show only the worst case.

10.7 Radiated Spurious Emissions above 1GHz

Requirement(s):

Spec	Item	Requirement	Applicable
47CFR§ 15.407(b)(2), 15.407(b)(6) RSS 247	(1)	For transmitters operating in the 5.15-5.25 GHz band: all emissions outside of the 5.15-5.35 GHz band shall not exceed an EIRP of -27 dBm/MHz.	☐
	(2)	For transmitters operating in the 5.25-5.35 GHz band: all emissions outside of the 5.15-5.35 GHz band shall not exceed an EIRP of -27 dBm/MHz. Devices operating in the 5.25-5.35 GHz band that generate emissions in the 5.15-5.25 GHz band must meet all applicable technical requirements for operation in the 5.15-5.25 GHz band (including indoor use) or alternatively meet an out-of-band emission EIRP limit of -27 dBm/MHz in the 5.15-5.25 GHz band.	☒
	(3)	For transmitters operating in the 5.47-5.725 GHz band: all emissions outside of the 5.47-5.725 GHz band shall not exceed an EIRP of −27 dBm/MHz.	☒
	(4)	For transmitters operating in the 5.725-5.825 GHz band: all emissions within the frequency range from the band edge to 10 MHz above or below the band edge shall not exceed an EIRP of -17 dBm/MHz; for frequencies 10 MHz or greater above or below the band edge, emissions shall not exceed an EIRP of -27 dBm/MHz.	☐
	(5)	Restricted band, emission must also comply with the radiated emission limits specified in 15.209	☒
Test Setup	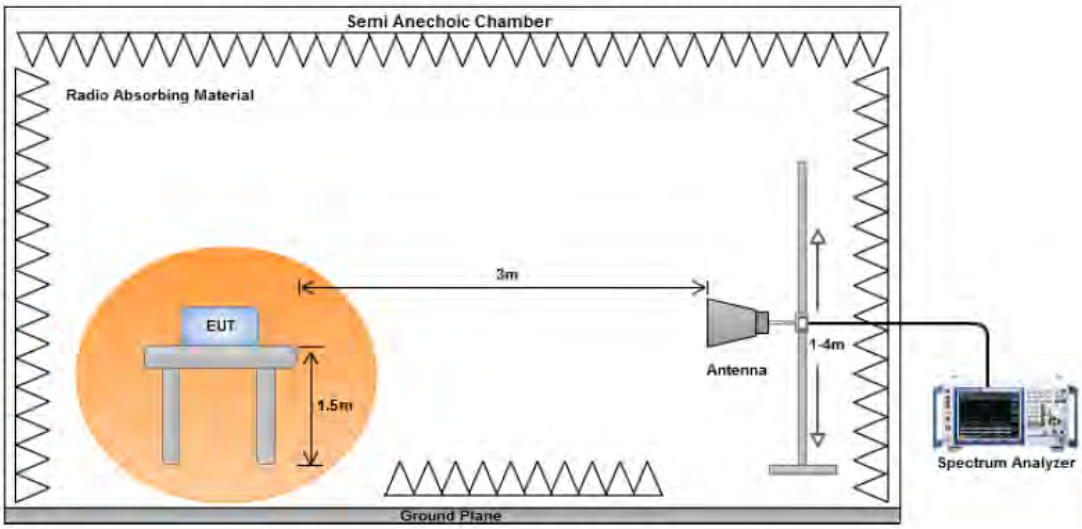		
Procedure	1. The EUT was switched on and allowed to warm up to its normal operating condition. 2. The test was carried out at the selected frequency points obtained from the EUT characterisation. Maximization of the emissions, was carried out by rotating the EUT, changing the antenna polarization, and adjusting the antenna height in the following manner: a. Vertical or horizontal polarisation (whichever gave the higher emission level over a full rotation of the EUT) was chosen. b. The EUT was then rotated to the direction that gave the maximum emission. c. Finally, the antenna height was adjusted to the height that gave the maximum emission. 3. An average measurement was then made for that frequency point. 4. Steps 2 and 3 were repeated for the next frequency point, until all selected frequency points were measured.		
Remark	The EUT was scanned up to 40GHz. Both horizontal and vertical polarities were investigated. The results show only the worst case.		

Result	☒ Pass ☐ Fail

Test Data ☐ Yes (See below) ☒ N/A
Test Plot ☒ Yes (See below) ☐ N/A

Test was done by Deon Dai at 10m chamber.

8x8 mode: Radiated Restricted band and Band Edge Measurement Plots:

802.11a 5320M(5350-5460MHz)

802.11ax20 5320M(5350-5460MHz)

802.11ax40 5310M(5350-5460MHz)

802.11ax 5290M(5350-5460MHz)

802.11a 5500M(5350-5460MHz)

802.11ax20 5500M(5350-5460MHz)

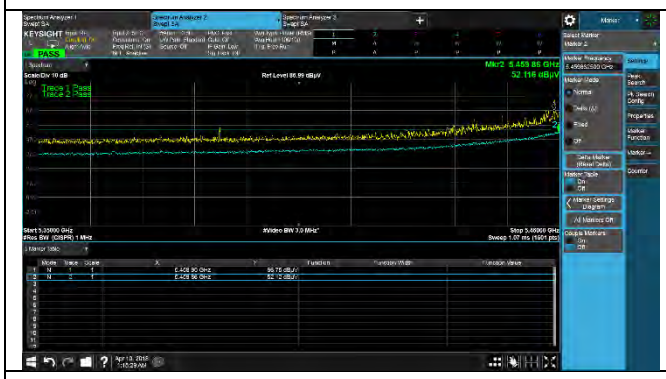

802.11ax40 5510M(5350-5460MHz)

802.11ax 5530M(5350-5460MHz)

8x8 mode: Radiated Emission Test Results (Above 1GHz)

W53 band:

Above 1GHz-40GHz – 802.11a – 5260MHz

Frequency MHz	Raw dBuV	Cable Loss	AF dB	Level dBuV/m	Measurement Type	Pol	Hgt cm	Azt Deg	Limit dBuV/m	Margin dB	Pass /Fail
7905.52	41.05	5.35	-0.33	46.07	Peak Max	H	266	300	74	-27.93	Pass
10520.91	44.96	6.09	1.89	52.94	Peak Max	H	232	47	74	-21.06	Pass
13721.76	45.84	7.11	4.58	57.53	Peak Max	V	169	160	74	-16.47	Pass
7905.52	23.1	5.35	-0.33	28.12	Average Max	V	266	300	54	-25.88	Pass
10520.91	27.16	6.09	1.89	35.14	Average Max	V	232	47	54	-18.86	Pass
13721.76	28.43	7.11	4.58	40.12	Average Max	V	169	160	54	-13.88	Pass

Above 1GHz-40GHz – 802.11a – 5280MHz

Frequency MHz	Raw dBuV	Cable Loss	AF dB	Level dBuV/m	Measurement Type	Pol	Hgt cm	Azt Deg	Limit dBuV/m	Margin dB	Pass /Fail
7550.49	41.84	5.15	-0.41	46.58	Peak Max	V	266	303	74	-27.42	Pass
10559.19	44.89	6.1	1.91	52.9	Peak Max	H	232	42	74	-21.1	Pass
13459.06	46.39	7.04	4.52	57.95	Peak Max	H	168	161	74	-16.05	Pass
7550.49	24.77	5.15	-0.41	29.51	Average Max	H	266	303	54	-24.49	Pass
10559.19	27.14	6.1	1.91	35.15	Average Max	V	232	42	54	-18.85	Pass
13459.06	29.29	7.04	4.52	40.85	Average Max	H	168	161	54	-13.15	Pass

Above 1GHz-40GHz – 802.11a – 5320MHz

Frequency MHz	Raw dBuV	Cable Loss	AF dB	Level dBuV/m	Measurement Type	Pol	Hgt cm	Azt Deg	Limit dBuV/m	Margin dB	Pass /Fail
7431.77	41.83	5.14	-0.39	46.58	Peak Max	H	264	299	74	-27.42	Pass
10640.42	45.22	6.14	1.92	53.28	Peak Max	V	230	49	74	-20.72	Pass
13230.10	46.09	6.99	4.48	57.56	Peak Max	V	161	156	74	-16.44	Pass
7431.77	23.87	5.14	-0.39	28.62	Average Max	H	264	299	54	-25.38	Pass
10640.42	27.65	6.14	1.92	35.71	Average Max	H	230	49	54	-18.29	Pass
13230.10	28.2	6.99	4.48	39.67	Average Max	V	161	156	54	-14.33	Pass

Above 1GHz-40GHz – 802.11ax-20M – 5260MHz

Frequency MHz	Raw dBuV	Cable Loss	AF dB	Level dBuV/m	Measurement Type	Pol	Hgt cm	Azt Deg	Limit dBuV/m	Margin dB	Pass /Fail
7223.03	42.15	5.15	-0.32	46.98	Peak Max	V	265	298	74	-27.02	Pass
10520.86	44.96	6.09	1.89	52.94	Peak Max	V	234	44	74	-21.06	Pass
13598.37	47.12	7.08	4.6	58.8	Peak Max	H	169	157	74	-15.2	Pass
7223.03	24.8	5.15	-0.32	29.63	Average Max	H	265	298	54	-24.37	Pass
10520.86	27.06	6.09	1.89	35.04	Average Max	H	234	44	54	-18.96	Pass
13598.37	29.5	7.08	4.6	41.18	Average Max	H	169	157	54	-12.82	Pass

Above 1GHz-40GHz – 802.11ax-20M – 5280MHz

Frequency MHz	Raw dBuV	Cable Loss	AF dB	Level dBuV/m	Measurement Type	Pol	Hgt cm	Azt Deg	Limit dBuV/m	Margin dB	Pass /Fail
7825.58	41.57	5.28	-0.32	46.53	Peak Max	V	271	296	74	-27.47	Pass
10559.84	44.88	6.1	1.91	52.89	Peak Max	V	225	44	74	-21.11	Pass
13397.52	46.29	7.03	4.57	57.89	Peak Max	V	161	157	74	-16.11	Pass
7825.58	24.22	5.28	-0.32	29.18	Average Max	H	271	296	54	-24.82	Pass
10559.84	27.04	6.1	1.91	35.05	Average Max	H	225	44	54	-18.95	Pass
13397.52	28.38	7.03	4.57	39.98	Average Max	H	161	157	54	-14.02	Pass

Above 1GHz-40GHz – 802.11ax-20M – 5320MHz

Frequency MHz	Raw dBuV	Cable Loss	AF dB	Level dBuV/m	Measurement Type	Pol	Hgt cm	Azt Deg	Limit dBuV/m	Margin dB	Pass /Fail
7838.39	41.58	5.29	-0.32	46.55	Peak Max	H	271	298	74	-27.45	Pass
10640.93	45.25	6.14	1.92	53.31	Peak Max	V	229	49	74	-20.69	Pass
13540.95	47.55	7.06	4.53	59.14	Peak Max	V	161	162	74	-14.86	Pass
7838.39	23.91	5.29	-0.32	28.88	Average Max	H	271	298	54	-25.12	Pass
10640.93	27.69	6.14	1.92	35.75	Average Max	V	229	49	54	-18.25	Pass
13540.95	29.69	7.06	4.53	41.28	Average Max	H	161	162	54	-12.72	Pass

Above 1GHz-40GHz – 802.11ax-40M – 5270MHz

Frequency MHz	Raw dBuV	Cable Loss	AF dB	Level dBuV/m	Measurement Type	Pol	Hgt cm	Azt Deg	Limit dBuV/m	Margin dB	Pass /Fail
7580.26	41.22	5.16	-0.41	45.97	Peak Max	H	266	303	74	-28.03	Pass
10379.43	43.77	6.01	1.55	51.33	Peak Max	V	232	47	74	-22.67	Pass
13223.35	46.55	6.99	4.47	58.01	Peak Max	H	170	156	74	-15.99	Pass
7580.26	23.67	5.16	-0.41	28.42	Average Max	V	266	303	54	-25.58	Pass
10379.43	25.83	6.01	1.55	33.39	Average Max	V	232	47	54	-20.61	Pass
13223.35	29.01	6.99	4.47	40.47	Average Max	V	170	156	54	-13.53	Pass

Above 1GHz-40GHz – 802.11ax-40M – 5310MHz

Frequency MHz	Raw dBuV	Cable Loss	AF dB	Level dBuV/m	Measurement Type	Pol	Hgt cm	Azt Deg	Limit dBuV/m	Margin dB	Pass /Fail
7871.16	42.2	5.32	-0.32	47.2	Peak Max	H	272	295	74	-26.8	Pass
10620.37	44.57	6.13	1.92	52.62	Peak Max	V	229	47	74	-21.38	Pass
13252.57	47.11	7	4.5	58.61	Peak Max	H	170	161	74	-15.39	Pass
7871.16	24.97	5.32	-0.32	29.97	Average Max	H	272	295	54	-24.03	Pass
10620.37	26.97	6.13	1.92	35.02	Average Max	V	229	47	54	-18.98	Pass
13252.57	29.61	7	4.5	41.11	Average Max	V	170	161	54	-12.89	Pass

Above 1GHz-40GHz – 802.11ax-80M – 5290MHz

Frequency MHz	Raw dBuV	Cable Loss	AF dB	Level dBuV/m	Measurement Type	Pol	Hgt cm	Azt Deg	Limit dBuV/m	Margin dB	Pass /Fail
7358.86	41.75	5.15	-0.36	46.54	Peak Max	H	269	301	74	-27.46	Pass
10579.76	44.31	6.11	1.92	52.34	Peak Max	H	228	41	74	-21.66	Pass
13473.34	45.9	7.04	4.52	57.46	Peak Max	V	161	153	74	-16.54	Pass
7358.86	24.34	5.15	-0.36	29.13	Average Max	V	269	301	54	-24.87	Pass
10579.76	27.07	6.11	1.92	35.1	Average Max	V	228	41	54	-18.9	Pass
13473.34	28.05	7.04	4.52	39.61	Average Max	H	161	153	54	-14.39	Pass

W56 band:
Above 1GHz-40GHz – 802.11a – 5500MHz

Frequency MHz	Raw dBuV	Cable Loss	AF dB	Level dBuV/m	Measurement Type	Pol	Hgt cm	Azt Deg	Limit dBuV/m	Margin dB	Pass /Fail
7806.58	42.02	5.27	-0.32	46.97	Peak Max	V	264	298	74	-27.03	Pass
11000.94	44.32	6.13	1.95	52.4	Peak Max	V	234	44	74	-21.6	Pass
13702.54	46.27	7.11	4.6	57.98	Peak Max	H	168	162	74	-16.02	Pass
7806.58	24.46	5.27	-0.32	29.41	Average Max	V	264	298	54	-24.59	Pass
11000.94	27.15	6.13	1.95	35.23	Average Max	H	234	44	54	-18.77	Pass
13702.54	28.78	7.11	4.6	40.49	Average Max	V	168	162	54	-13.51	Pass

Above 1GHz-40GHz – 802.11a – 5580MHz

Frequency MHz	Raw dBuV	Cable Loss	AF dB	Level dBuV/m	Measurement Type	Pol	Hgt cm	Azt Deg	Limit dBuV/m	Margin dB	Pass /Fail
7243.90	40.74	5.16	-0.33	45.57	Peak Max	V	270	301	74	-28.43	Pass
11159.90	44.84	6.07	2.14	53.05	Peak Max	V	231	41	74	-20.95	Pass
13362.87	46.88	7.02	4.57	58.47	Peak Max	V	163	160	74	-15.53	Pass
7243.90	22.8	5.16	-0.33	27.63	Average Max	H	270	301	54	-26.37	Pass
11159.90	26.86	6.07	2.14	35.07	Average Max	H	231	41	54	-18.93	Pass
13362.87	28.94	7.02	4.57	40.53	Average Max	V	163	160	54	-13.47	Pass

Above 1GHz-40GHz – 802.11a – 5700MHz

Frequency MHz	Raw dBuV	Cable Loss	AF dB	Level dBuV/m	Measurement Type	Pol	Hgt cm	Azt Deg	Limit dBuV/m	Margin dB	Pass /Fail
7783.39	43.01	5.25	-0.32	47.94	Peak Max	H	267	302	74	-26.06	Pass
11400.01	44.78	6.05	2.53	53.36	Peak Max	H	232	49	74	-20.64	Pass
13597.08	47.07	7.08	4.6	58.75	Peak Max	H	166	156	74	-15.25	Pass
7783.39	25.35	5.25	-0.32	30.28	Average Max	H	267	302	54	-23.72	Pass
11400.01	26.84	6.05	2.53	35.42	Average Max	H	232	49	54	-18.58	Pass
13597.08	29.14	7.08	4.6	40.82	Average Max	H	166	156	54	-13.18	Pass

Above 1GHz-40GHz – 802.11ax-20M – 5500MHz

Frequency MHz	Raw dBuV	Cable Loss	AF dB	Level dBuV/m	Measurement Type	Pol	Hgt cm	Azt Deg	Limit dBuV/m	Margin dB	Pass /Fail
7726.08	41.36	5.21	-0.32	46.25	Peak Max	H	273	296	74	-27.75	Pass
11000.95	44.32	6.13	1.95	52.4	Peak Max	H	232	41	74	-21.6	Pass
13546.73	47.73	7.06	4.54	59.33	Peak Max	H	167	162	74	-14.67	Pass
7726.08	23.4	5.21	-0.32	28.29	Average Max	V	273	296	54	-25.71	Pass
11000.95	27.2	6.13	1.95	35.28	Average Max	H	232	41	54	-18.72	Pass
13546.73	30.71	7.06	4.54	42.31	Average Max	H	167	162	54	-11.69	Pass

Above 1GHz-40GHz – 802.11ax-20M – 5580MHz

Frequency MHz	Raw dBuV	Cable Loss	AF dB	Level dBuV/m	Measurement Type	Pol	Hgt cm	Azt Deg	Limit dBuV/m	Margin dB	Pass /Fail
7126.88	41.85	5.12	-0.29	46.68	Peak Max	V	271	298	74	-27.32	Pass
11159.17	44.91	6.07	2.14	53.12	Peak Max	V	229	47	74	-20.88	Pass
13029.50	47.08	6.91	4.55	58.54	Peak Max	H	161	154	74	-15.46	Pass
7126.88	24.45	5.12	-0.29	29.28	Average Max	V	271	298	54	-24.72	Pass
11159.17	27.47	6.07	2.14	35.68	Average Max	V	229	47	54	-18.32	Pass
13029.50	29.56	6.91	4.55	41.02	Average Max	H	161	154	54	-12.98	Pass

Above 1GHz-40GHz – 802.11ax-20M – 5700MHz

Frequency MHz	Raw dBuV	Cable Loss	AF dB	Level dBuV/m	Measurement Type	Pol	Hgt cm	Azt Deg	Limit dBuV/m	Margin dB	Pass /Fail
7780.66	42.64	5.25	-0.32	47.57	Peak Max	H	270	304	74	-26.43	Pass
11400.64	44.75	6.05	2.53	53.33	Peak Max	H	229	45	74	-20.67	Pass
13611.36	46.65	7.08	4.6	58.33	Peak Max	V	161	160	74	-15.67	Pass
7780.66	24.86	5.25	-0.32	29.79	Average Max	V	270	304	54	-24.21	Pass
11400.64	27.08	6.05	2.53	35.66	Average Max	H	229	45	54	-18.34	Pass
13611.36	29.5	7.08	4.6	41.18	Average Max	V	161	160	54	-12.82	Pass

Above 1GHz-40GHz – 802.11ax-40M – 5510MHz

Frequency MHz	Raw dBuV	Cable Loss	AF dB	Level dBuV/m	Measurement Type	Pol	Hgt cm	Azt Deg	Limit dBuV/m	Margin dB	Pass /Fail
7056.91	41.32	5.1	-0.27	46.15	Peak Max	H	269	303	74	-27.85	Pass
11019.18	45.21	6.12	1.97	53.3	Peak Max	V	234	46	74	-20.7	Pass
13218.27	46.96	6.99	4.46	58.41	Peak Max	V	168	161	74	-15.59	Pass
7056.91	23.74	5.1	-0.27	28.57	Average Max	V	269	303	54	-25.43	Pass
11019.18	27.39	6.12	1.97	35.48	Average Max	V	234	46	54	-18.52	Pass
13218.27	28.98	6.99	4.46	40.43	Average Max	H	168	161	54	-13.57	Pass

Above 1GHz-40GHz – 802.11ax-40M – 5550MHz

Frequency MHz	Raw dBuV	Cable Loss	AF dB	Level dBuV/m	Measurement Type	Pol	Hgt cm	Azt Deg	Limit dBuV/m	Margin dB	Pass /Fail
7672.06	41.85	5.19	-0.32	46.72	Peak Max	V	267	302	74	-27.28	Pass
11100.09	44.63	6.09	2.07	52.79	Peak Max	V	227	45	74	-21.21	Pass
13102.76	46.14	6.94	4.43	57.51	Peak Max	V	163	162	74	-16.49	Pass
7672.06	24.26	5.19	-0.32	29.13	Average Max	H	267	302	54	-24.87	Pass
11100.09	27.62	6.09	2.07	35.78	Average Max	H	227	45	54	-18.22	Pass
13102.76	28.86	6.94	4.43	40.23	Average Max	V	163	162	54	-13.77	Pass

Above 1GHz-40GHz – 802.11ax-40M – 5670MHz

Frequency MHz	Raw dBuV	Cable Loss	AF dB	Level dBuV/m	Measurement Type	Pol	Hgt cm	Azt Deg	Limit dBuV/m	Margin dB	Pass /Fail
7912.03	41.7	5.36	-0.33	46.73	Peak Max	H	269	301	74	-27.27	Pass
11340.80	44.56	6.04	2.4	53	Peak Max	V	232	44	74	-21	Pass
13029.42	47.08	6.91	4.55	58.54	Peak Max	V	161	154	74	-15.46	Pass
7912.03	23.9	5.36	-0.33	28.93	Average Max	V	269	301	54	-25.07	Pass
11340.80	26.74	6.04	2.4	35.18	Average Max	V	232	44	54	-18.82	Pass
13029.42	29.2	6.91	4.55	40.66	Average Max	H	161	154	54	-13.34	Pass

Pass*: The margin is within the measurement uncertainty.

Above 1GHz-40GHz – 802.11ax-80M – 5530MHz

Frequency MHz	Raw dBuV	Cable Loss	AF dB	Level dBuV/m	Measurement Type	Pol	Hgt cm	Azt Deg	Limit dBuV/m	Margin dB	Pass /Fail
7309.94	41.81	5.15	-0.35	46.61	Peak Max	V	268	303	74	-27.39	Pass
11059.58	45.34	6.11	2.02	53.47	Peak Max	V	230	42	74	-20.53	Pass
13436.22	47.04	7.04	4.54	58.62	Peak Max	V	164	160	74	-15.38	Pass
7309.94	24.21	5.15	-0.35	29.01	Average Max	V	268	303	54	-24.99	Pass
11059.58	27.37	6.11	2.02	35.5	Average Max	V	230	42	54	-18.5	Pass
13436.22	29.95	7.04	4.54	41.53	Average Max	H	164	160	54	-12.47	Pass

Above 1GHz-40GHz – 802.11ax-80M – 5610MHz

Frequency MHz	Raw dBuV	Cable Loss	AF dB	Level dBuV/m	Measurement Type	Pol	Hgt cm	Azt Deg	Limit dBuV/m	Margin dB	Pass /Fail
7222.40	42.04	5.15	-0.32	46.87	Peak Max	V	265	301	74	-27.13	Pass
11219.26	44.96	6.04	2.21	53.21	Peak Max	V	231	50	74	-20.79	Pass
13273.26	45.91	7	4.52	57.43	Peak Max	V	169	157	74	-16.57	Pass
7222.40	24.27	5.15	-0.32	29.1	Average Max	V	265	301	54	-24.9	Pass
11219.26	27.66	6.04	2.21	35.91	Average Max	H	231	50	54	-18.09	Pass
13273.26	28.75	7	4.52	40.27	Average Max	H	169	157	54	-13.73	Pass

Above 1GHz - 40GHz- Collocation testing (2.4GHz WLAN & 5GHz WLAN on the main-board transmitting simultaneously)

Frequency MHz	Raw dBuV	Cable Loss	AF dB	Level dBuV/m	Measurement Type	Pol	Hgt cm	Azt Deg	Limit dBuV/m	Margin dB	Pass /Fail
7534.247	41.21	5.14	-7.51	38.84	Peak Max	V	264	297	74	-35.16	Pass
11400.44	44.76	6.05	-2.88	47.93	Peak Max	H	225	47	74	-26.07	Pass
13040.26	45.82	6.92	-1.66	51.08	Peak Max	H	164	159	74	-22.92	Pass
7534.247	24.21	5.14	-7.51	21.84	Average Max	V	264	297	54	-32.16	Pass
11400.44	26.93	6.05	-2.88	30.1	Average Max	V	225	47	54	-23.9	Pass
13040.26	28.18	6.92	-1.66	33.44	Average Max	H	164	159	54	-20.56	Pass

4x4 mode: Radiated Restricted band and Band Edge Measurement Plots:

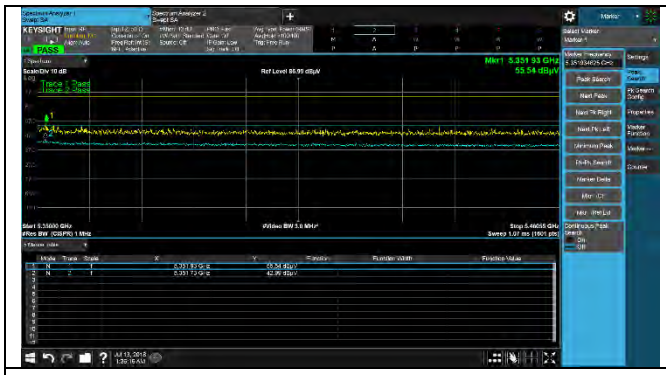

802.11a 5320M(5350-5460MHz)

802.11ax20 5320M(5350-5460MHz)

802.11ax40 5310M(5350-5460MHz)

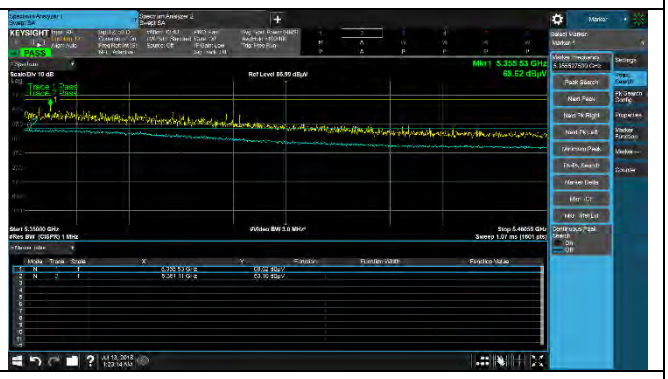

802.11ax 5290M(5350-5460MHz)