UNII-3 5725~5850MHz

WIFI 802.11ax HE40_Full (Band Edge @ 3m)

WIFI	Note	Frequency (MHz)	Level (dBμV/m)	Over Limit (dB)	Limit Line (dBμV/m)	Read Level (dBμV)	Antenna Factor (dB/m)	Path Loss (dB)	Preamp Factor (dB)	Ant Pos (cm)	Table Pos (deg)	Peak Avg. (P/A)	Pol. (H/V)
		5643.4	55.95	-12.25	68.2	42.4	31.95	11.71	30.11	262	299	P	H
		5683.8	63.8	-29.45	93.25	50.17	32.01	11.76	30.14	262	299	P	H
		5702.8	70.52	-35.47	105.99	56.85	32.05	11.78	30.16	262	299	P	H
		5722.8	78.5	-38.68	117.18	64.77	32.11	11.78	30.16	262	299	P	H
	*	5755	120.91	-	-	107.09	32.21	11.78	30.17	262	299	P	H
	*	5755	112.02	-	-	98.2	32.21	11.78	30.17	262	299	A	H
		5850.6	56.52	-64.31	120.83	42.39	32.44	11.87	30.18	262	299	P	H
		5862.4	55.11	-53.62	108.73	40.96	32.45	11.89	30.19	262	299	P	H
		5896	55.38	-34.24	89.62	41.17	32.49	11.95	30.23	262	299	P	H
		5932	54.31	-13.89	68.2	40.02	32.53	12	30.24	262	299	P	H
802.11ax													
HE40 Full													
CH 151		5615.4	55.72	-12.48	68.2	42.13	32.04	11.67	30.12	378	48	P	V
5755MHz		5690.6	63.97	-34.3	98.27	50.25	32.1	11.77	30.15	378	48	P	V
		5710.4	70.53	-37.58	108.11	56.77	32.14	11.78	30.16	378	48	P	V
		5722	68.95	-46.41	115.36	55.16	32.17	11.78	30.16	378	48	P	V
	*	5755	119.95	-	-	106.1	32.24	11.78	30.17	378	48	P	V
	*	5755	111.66	-	-	97.81	32.24	11.78	30.17	378	48	A	V
		5851.8	56.43	-61.67	118.1	42.28	32.46	11.87	30.18	378	48	P	V
		5860.4	54.28	-55.01	109.29	40.1	32.48	11.89	30.19	378	48	P	V
		5924.5	54.89	-13.68	68.57	40.51	32.63	11.99	30.24	378	48	P	V
		5925	54.89	-13.31	68.2	40.51	32.63	11.99	30.24	378	48	P	V

WIFI	Note	Frequency (MHz)	Level (dBμV/m)	Over Limit (dB)	Limit Line (dBμV/m)	Read Level (dBμV)	Antenna Factor (dB/m)	Path Loss (dB)	Preamp Factor (dB)	Ant Pos (cm)	Table Pos (deg)	Peak Avg. (P/A)	Pol. (H/V)
		5615.2	54.73	-13.47	68.2	41.2	31.98	11.67	30.12	260	300	P	H
		5695	54.37	-47.14	101.51	40.73	32.03	11.77	30.16	260	300	P	H
		5705	59.75	-46.85	106.6	46.07	32.06	11.78	30.16	260	300	P	H
		5723.8	62.95	-56.51	119.46	49.22	32.11	11.78	30.16	260	300	P	H
	*	5795	119.75	-	-	105.77	32.37	11.78	30.17	260	300	P	H
	*	5795	111.5	-	-	97.52	32.37	11.78	30.17	260	300	A	H
		5851.2	64.73	-54.73	119.46	50.6	32.44	11.87	30.18	260	300	P	H
		5863.4	63.45	-45	108.45	49.3	32.45	11.89	30.19	260	300	P	H
		5875	55.07	-50.13	105.2	40.89	32.47	11.91	30.2	260	300	P	H
		5941.4	54.9	-13.3	68.2	40.6	32.54	12.01	30.25	260	300	P	H
802.11ax													
HE40 Full													
CH 159		5647.8	55.27	-12.93	68.2	41.65	32.02	11.71	30.11	400	75	P	V
5795MHz		5675.2	54.36	-32.53	86.89	40.68	32.07	11.75	30.14	400	75	P	V
		5717.8	60.7	-49.48	110.18	46.92	32.16	11.78	30.16	400	75	P	V
		5720.8	58.5	-54.12	112.62	44.71	32.17	11.78	30.16	400	75	P	V
	*	5795	118.73	-	-	104.84	32.28	11.78	30.17	400	75	P	V
	*	5795	109.51	-	-	95.62	32.28	11.78	30.17	400	75	A	V
		5854.4	63.09	-49.08	112.17	48.92	32.47	11.88	30.18	400	75	P	V
		5856.8	66.91	-43.39	110.3	52.75	32.47	11.88	30.19	400	75	P	V
		5878.4	55.72	-46.95	102.67	41.47	32.54	11.92	30.21	400	75	P	V
		5941.4	54.2	-14	68.2	39.8	32.64	12.01	30.25	400	75	P	V

Remark

1. No other spurious found.
2. All results are PASS against Peak and Average limit line.

UNII-3 5725~5850MHz

WIFI 802.11ax HE40_Full (Harmonic @ 3m)

WIFI	Note	Frequency (MHz)	Level (dBμV/m)	Over Limit (dB)	Limit Line (dBμV/m)	Read Level (dBμV)	Antenna Factor (dB/m)	Path Loss (dB)	Preamp Factor (dB)	Ant Pos (cm)	Table Pos (deg)	Peak Avg. (P/A)	Pol. (H/V)
		11510	57.1	-16.9	74	66.91	40.15	17.63	67.59	206	290	P	H
		11510	46.87	-7.13	54	56.68	40.15	17.63	67.59	206	290	A	H
		13281	50.12	-23.88	74	59.46	39.24	19.16	67.74	-	-	P	H
		13281	42.05	-11.95	54	51.39	39.24	19.16	67.74	-	-	A	H
		14491	52.36	-21.64	74	58.3	41.76	20.04	67.74	-	-	P	H
		14491	42.97	-11.03	54	48.91	41.76	20.04	67.74	-	-	A	H
		17265	49.99	-18.21	68.2	56.95	39.94	22.2	69.1	-	-	P	H
		18000	60.38	-13.62	74	58.36	48.43	23.01	69.42	-	-	P	H
		18000	50.22	-3.78	54	48.2	48.43	23.01	69.42	-	-	A	H
802.11ax													
HE40 Full													
CH 151		11510	56.26	-17.74	74	65.99	40.23	17.63	67.59	292	29	P	V
5755MHz		11510	47.47	-6.53	54	57.2	40.23	17.63	67.59	292	29	A	V
		13336	49.64	-24.36	74	58.68	39.46	19.21	67.71	-	-	P	V
		13336	42.17	-11.83	54	51.21	39.46	19.21	67.71	-	-	A	V
		14491	51.6	-22.4	74	57.67	41.63	20.04	67.74	-	-	P	V
		14491	43.66	-10.34	54	49.73	41.63	20.04	67.74	-	-	A	V
		17265	50.05	-18.15	68.2	56.81	40.14	22.2	69.1	-	-	P	V
		18000	60.14	-13.86	74	58.54	48.01	23.01	69.42	-	-	P	V
		18000	50.85	-3.15	54	49.25	48.01	23.01	69.42	-	-	A	V

WIFI	Note	Frequency (MHz)	Level (dBμV/m)	Over Limit (dB)	Limit Line (dBμV/m)	Read Level (dBμV)	Antenna Factor (dB/m)	Path Loss (dB)	Preamp Factor (dB)	Ant Pos (cm)	Table Pos (deg)	Peak Avg. (P/A)	Pol. (H/V)
		11590	56.57	-17.43	74	66.47	40.03	17.7	67.63	391	33	P	H
		11590	47.61	-6.39	54	57.51	40.03	17.7	67.63	391	33	A	H
		13292	50.36	-23.64	74	59.64	39.28	19.17	67.73	-	-	P	H
		13292	42.31	-11.69	54	51.59	39.28	19.17	67.73	-	-	A	H
		14491	52.25	-21.75	74	58.19	41.76	20.04	67.74	-	-	P	H
		14491	43.75	-10.25	54	49.69	41.76	20.04	67.74	-	-	A	H
		17385	51.68	-16.52	68.2	57.82	40.78	22.33	69.25	-	-	P	H
		18000	60.7	-13.3	74	58.68	48.43	23.01	69.42	-	-	P	H
		18000	50.18	-3.82	54	48.16	48.43	23.01	69.42	-	-	A	H
802.11ax													
HE40 Full													
CH 159		11590	57.3	-16.7	74	67.25	39.98	17.7	67.63	113	27	P	V
5795MHz		11590	46.94	-7.06	54	56.89	39.98	17.7	67.63	113	27	A	V
		13270	50.08	-23.92	74	59.49	39.19	19.15	67.75	-	-	P	V
		13270	42.35	-11.65	54	51.76	39.19	19.15	67.75	-	-	A	V
		14491	51.99	-22.01	74	58.06	41.63	20.04	67.74	-	-	P	V
		14491	43.65	-10.35	54	49.72	41.63	20.04	67.74	-	-	A	V
		17385	52.19	-16.01	68.2	58.07	41.04	22.33	69.25	-	-	P	V
		18000	60.24	-13.76	74	58.64	48.01	23.01	69.42	-	-	P	V
		18000	50.78	-3.22	54	49.18	48.01	23.01	69.42	-	-	A	V

Remark

1. No other spurious found.
2. All results are PASS against Peak and Average limit line.
3. The emission position marked as “-” means no suspected emission found and emission level has at least 6dB margin against limit or noise floor only.
4. The emission level close to 18GHz is checked that the average emission level is noise floor only.

UNII-3 5725~5850MHz

WIFI 802.11ax HE80_Full (Band Edge @ 3m)

WIFI	Note	Frequency (MHz)	Level (dBμV/m)	Over Limit (dB)	Limit Line (dBμV/m)	Read Level (dBμV)	Antenna Factor (dB/m)	Path Loss (dB)	Preamp Factor (dB)	Ant Pos (cm)	Table Pos (deg)	Peak Avg. (P/A)	Pol. (H/V)
		5643.8	61.5	-6.7	68.2	47.95	31.95	11.71	30.11	259	301	P	H
		5684.2	69.29	-24.25	93.54	55.66	32.01	11.76	30.14	259	301	P	H
		5703	72.58	-33.46	106.04	58.91	32.05	11.78	30.16	259	301	P	H
		5723.2	73.94	-44.16	118.1	60.21	32.11	11.78	30.16	259	301	P	H
	*	5775	116.36	-	-	102.46	32.29	11.78	30.17	259	301	P	H
	*	5775	108.26	-	-	94.36	32.29	11.78	30.17	259	301	A	H
		5850.4	70.87	-50.42	121.29	56.74	32.44	11.87	30.18	259	301	P	H
		5863	68.45	-40.11	108.56	54.3	32.45	11.89	30.19	259	301	P	H
		5876.2	62.19	-42.12	104.31	48.01	32.47	11.92	30.21	259	301	P	H
		5941	54.37	-13.83	68.2	40.07	32.54	12.01	30.25	259	301	P	H
802.11ax													
HE80 Full													
CH 155		5642.6	61.09	-7.11	68.2	47.47	32.02	11.71	30.11	243	44	P	V
5775MHz		5700	68.94	-36.26	105.2	55.2	32.12	11.78	30.16	243	44	P	V
		5700.6	71.93	-33.44	105.37	58.19	32.12	11.78	30.16	243	44	P	V
		5722	73.6	-41.76	115.36	59.81	32.17	11.78	30.16	243	44	P	V
	*	5775	116.73	-	-	102.86	32.26	11.78	30.17	243	44	P	V
	*	5775	108.12	-	-	94.25	32.26	11.78	30.17	243	44	A	V
		5850	67.67	-54.53	122.2	53.53	32.45	11.87	30.18	243	44	P	V
		5862.4	69.86	-38.87	108.73	55.67	32.49	11.89	30.19	243	44	P	V
		5880.4	62.16	-39.03	101.19	47.91	32.54	11.92	30.21	243	44	P	V
		5936.4	55.01	-13.19	68.2	40.61	32.64	12	30.24	243	44	P	V

Remark

1. No other spurious found.
2. All results are PASS against Peak and Average limit line.

UNII-3 5725~5850MHz

WIFI 802.11ax HE80_Full (Harmonic @ 3m)

WIFI	Note	Frequency (MHz)	Level (dBμV/m)	Over Limit (dB)	Limit Line (dBμV/m)	Read Level (dBμV)	Antenna Factor (dB/m)	Path Loss (dB)	Preamp Factor (dB)	Ant Pos (cm)	Table Pos (deg)	Peak Avg. (P/A)	Pol. (H/V)
802.11ax HE80 Full CH 155 5775MHz		11550	48.86	-25.14	74	58.62	40.18	17.67	67.61	244	110	P	H
		11550	39.77	-14.23	54	49.53	40.18	17.67	67.61	244	110	A	H
		13358	50.27	-23.73	74	59.22	39.53	19.22	67.7	-	-	P	H
		13358	42.19	-11.81	54	51.14	39.53	19.22	67.7	-	-	A	H
		14491	51.9	-22.1	74	57.84	41.76	20.04	67.74	-	-	P	H
		14491	43.78	-10.22	54	49.72	41.76	20.04	67.74	-	-	A	H
		17325	51.25	-16.95	68.2	57.82	40.35	22.26	69.18	-	-	P	H
		18000	59.62	-14.38	74	57.6	48.43	23.01	69.42	-	-	P	H
		18000	50.47	-3.53	54	48.45	48.43	23.01	69.42	-	-	A	H
		11550	50.09	-23.91	74	59.85	40.18	17.67	67.61	304	198	P	V
		11550	41.34	-12.66	54	51.1	40.18	17.67	67.61	304	198	A	V
		13281	49.44	-24.56	74	58.79	39.23	19.16	67.74	-	-	P	V
		13281	42.45	-11.55	54	51.8	39.23	19.16	67.74	-	-	A	V
		14491	51.54	-22.46	74	57.61	41.63	20.04	67.74	-	-	P	V
		14491	43.74	-10.26	54	49.81	41.63	20.04	67.74	-	-	A	V
		17325	51.79	-16.41	68.2	58.13	40.58	22.26	69.18	-	-	P	V
		18000	59.94	-14.06	74	58.34	48.01	23.01	69.42	-	-	P	V
		18000	50.26	-3.74	54	48.66	48.01	23.01	69.42	-	-	A	V

Remark

1. No other spurious found.
2. All results are PASS against Peak and Average limit line.
3. The emission position marked as "-" means no suspected emission found and emission level has at least 6dB margin against limit or noise floor only.
4. The emission level close to 18GHz is checked that the average emission level is noise floor only.

Emission above 18GHz

5GHz WIFI 802.11ax HE20 Full (SHF @ 1m)

WIFI	Note	Frequency (MHz)	Level (dBμV/m)	Over Limit (dB)	Limit Line (dBμV/m)	Read Level (dBμV)	Antenna Factor (dB/m)	Path Loss (dB)	Preamp Factor (dB)	Ant Pos (cm)	Table Pos (deg)	Peak Avg. (P/A)	Pol. (H/V)
802.11ax HE20 Full CH165 5825MHz SHF		36480	46.7	-27.3	74	37.03	42.54	21.91	54.78	-	-	P	H
		39780	52.46	-21.54	74	36.66	44.81	24.44	53.45	-	-	P	H
		39780	45.57	-8.43	54	29.77	44.81	24.44	53.45	-	-	A	H
		36480	46.24	-27.76	74	36.52	42.59	21.91	54.78	-	-	P	V
		39010	52.21	-21.79	74	38.69	44.14	23.92	54.54	-	-	P	V
		39010	43.61	-10.39	54	30.09	44.14	23.92	54.54	-	-	A	V
Remark	1. No other spurious found. 2. All results are PASS against limit line. 3. The emission position marked as "-" means no suspected emission found and emission level has at least 6dB margin against limit or noise floor only.												

Emission below 1GHz

5GHz WIFI 802.11ax HE20 Full (LF @ 3m)

WIFI	Note	Frequency (MHz)	Level (dBμV/m)	Over Limit (dB)	Limit Line (dBμV/m)	Read Level (dBμV)	Antenna Factor (dB/m)	Path Loss (dB)	Preamp Factor (dB)	Ant Pos (cm)	Table Pos (deg)	Peak Avg. (P/A)	Pol. (H/V)
802.11ax HE20 Full CH165 5825MHz LF		62.98	32.45	-7.55	40	51.69	11.8	1.39	32.43	-	-	P	H
		105.66	27.47	-16.03	43.5	41.58	16.57	1.73	32.41	-	-	P	H
		160.95	27.89	-15.61	43.5	41.71	16.5	2.08	32.4	-	-	P	H
		198.78	28.23	-15.27	43.5	43.39	14.9	2.34	32.4	-	-	P	H
		425.76	37.98	-8.02	46	44.35	22.62	3.52	32.51	-	-	P	H
		874.87	40.26	-5.74	46	37.91	29.1	5.03	31.78	-	-	P	H
		37.76	34.59	-5.41	40	44.96	21.02	1.05	32.44	-	-	P	V
		62.01	34.95	-5.05	40	54.31	11.7	1.37	32.43	-	-	P	V
		105.66	30.94	-12.56	43.5	45.05	16.57	1.73	32.41	-	-	P	V
		428.67	35.02	-10.98	46	41.33	22.67	3.53	32.51	-	-	P	V
		754.59	34.96	-11.04	46	34.74	28	4.59	32.37	-	-	P	V
		874.87	37.19	-8.81	46	34.84	29.1	5.03	31.78	-	-	P	V

Remark

1. No other spurious found.
2. All results are PASS against limit line.
3. The emission position marked as "-" means no suspected emission found and emission level has at least 6dB margin against limit or noise floor only.

Note symbol

*	**Fundamental Frequency** which can be ignored. However, the level of any unwanted emissions shall not exceed the level of the fundamental frequency.
!	Test result is **over limit** line.
P/A	**P**eak or **A**verage
H/V	**H**orizontal or **V**ertical

A calculation example for radiated spurious emission is shown as below:

WIFI	Note	Frequency	Level	Over	Limit	Read	Antenna	Path	Preamp	Ant	Table	Peak	Pol.
				Limit	Line	Level	Factor	Loss	Factor	Pos	Pos	Avg.	
		(MHz)	(dBμV/m)	(dB)	(dBμV/m)	(dBμV)	(dB/m)	(dB)	(dB)	(cm)	(deg)	(P/A)	(H/V)
802.11a CH 149 5745MHz		5648.6	56.91	-11.29	68.2	43.36	31.95	11.71	30.11	260	79	P	H

1. Path Loss(dB) = Cable loss(dB) + Filter loss(dB) + Attenuator loss(dB)
2. Level(dBμV/m) = Antenna Factor(dB/m) + Path Loss(dB) + Read Level(dBμV) - Preamp Factor(dB)
3. Over Limit(dB) = Level(dBμV/m) – Limit Line(dBμV/m)

For Peak Limit @ 5648.6MHz:

1. Level(dBμV/m)

= Antenna Factor(dB/m) + Path Loss(dB) + Read Level(dBμV) - Preamp Factor(dB)

= 31.95 (dB/m) + 11.71 (dB) + 43.36 (dBμV) – 30.11 (dB)

= 56.91 (dBμV/m)

2. Over Limit(dB)

= Level(dBμV/m) – Limit Line(dBμV/m)

= 56.91 (dBμV/m) – 68.2 (dBμV/m)

= -11.29 (dB)

Both peak and average measured complies with the limit line, so test result is “PASS”.

Appendix D. Radiated Spurious Emission Plots

Test Engineer :	Michael Bui and Daniel Lee	**Temperature :**	20~23°C
		Relative Humidity :	40~43%

Note symbol

-L	**Low channel location**
-R	**High channel location**

<Radio 2>

MIMO <Ant. A+D+B+C>

UNII-3 - 5725~5850MHz

WIFI 802.11a (Band Edge @ 3m)

WIFI	UNII-3 5725~5850MHz Band Edge @ 3m	
	802.11a CH149 5745MHz	
	Horizontal	Fundamental
Peak	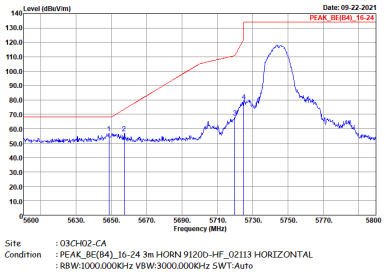	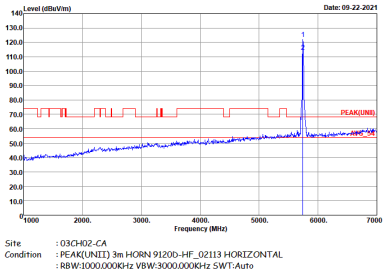

WIFI	UNII-3 5725~5850MHz Band Edge @ 3m	
	802.11a CH149 5745MHz	
	Vertical	Fundamental
Peak	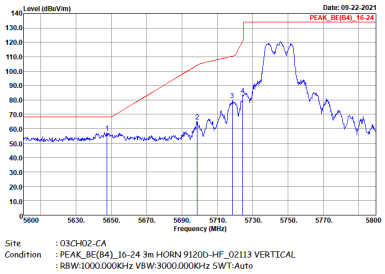	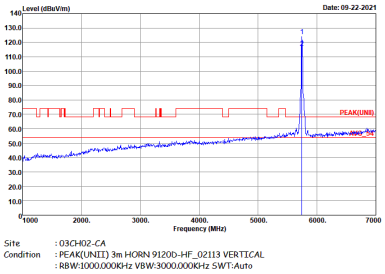

WIFI	UNII-3 5725~5850MHz Band Edge @ 3m	
	802.11a CH157 5785MHz	
	Horizontal	Fundamental
Peak	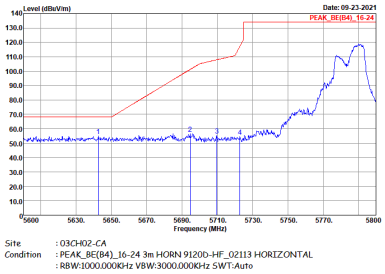	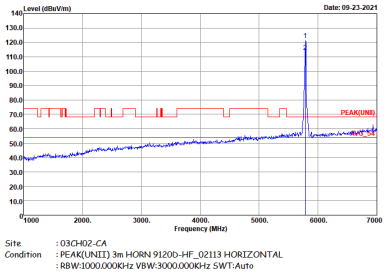
Peak	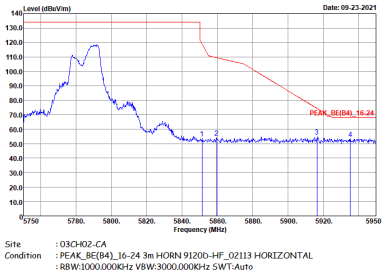	Left blank

WIFI	UNII-3 5725~5850MHz Band Edge @ 3m	
	802.11a CH157 5785MHz	
	Vertical	Fundamental
Peak	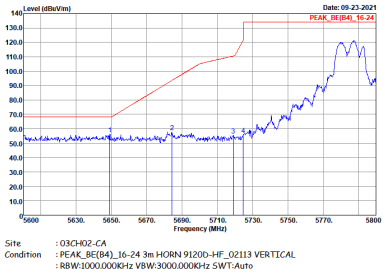	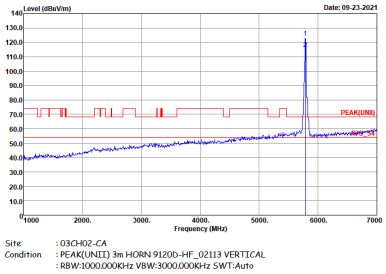
Peak	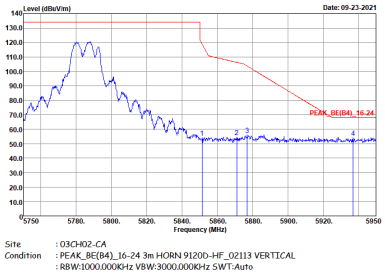	Left blank

WIFI	UNII-3 5725~5850MHz Band Edge @ 3m	
	802.11a CH165 5825MHz	
	Horizontal	Fundamental
Peak	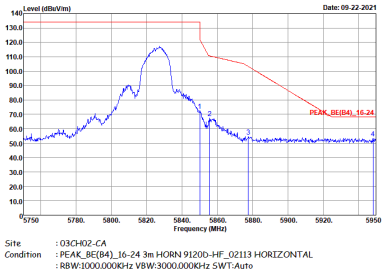	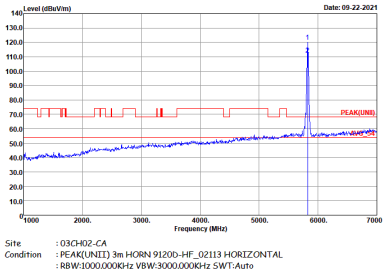

WIFI	UNII-3 5725~5850MHz Band Edge @ 3m	
	802.11a CH165 5825MHz	
	Vertical	Fundamental
Peak	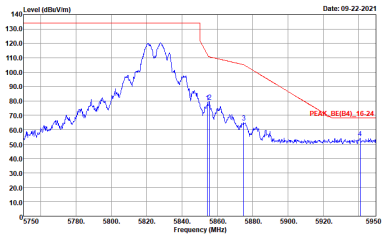	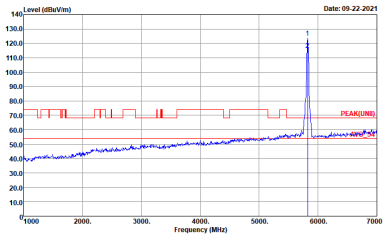

UNII-3 5725~5850MHz

WIFI 802.11ax HE20 Full (Band Edge @ 3m)

WIFI	UNII-3 5725~5850MHz Band Edge @ 3m	
	802.11ax HE20 Full CH149 5745MHz	
	Horizontal	Fundamental
Peak	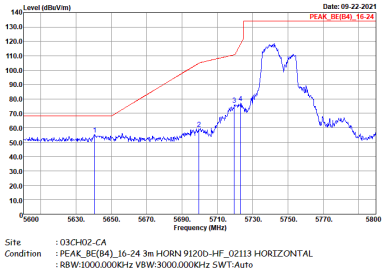	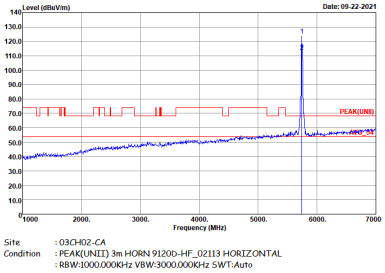

WIFI	UNII-3 5725~5850MHz Band Edge @ 3m	
	802.11ax HE20 Full CH149 5745MHz	
	Vertical	Fundamental
Peak	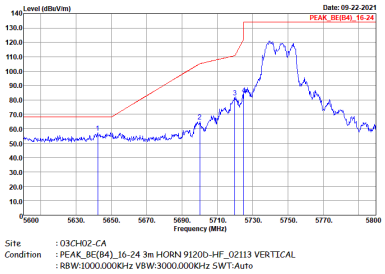	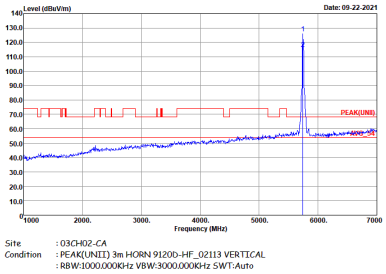

WIFI	UNII-3 5725~5850MHz Band Edge @ 3m	
	802.11ax HE20 Full CH157 5785MHz	
	Horizontal	Fundamental
Peak	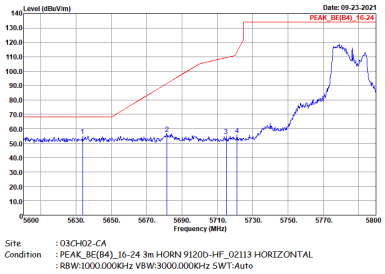	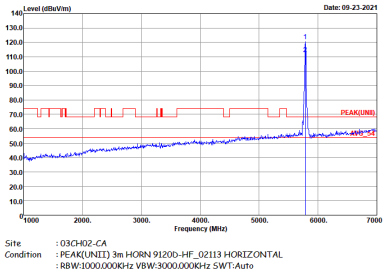
Peak	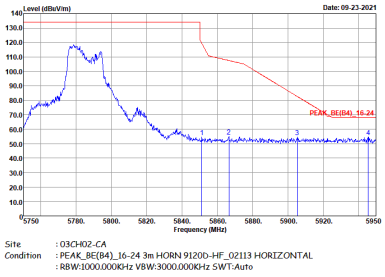	Left blank

WIFI	UNII-3 5725~5850MHz Band Edge @ 3m	
	802.11ax HE20 Full CH157 5785MHz	
	Vertical	Fundamental
Peak	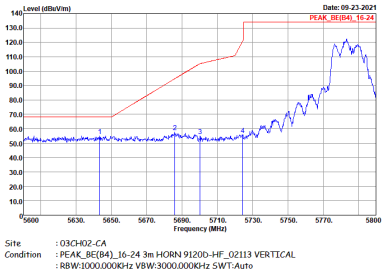	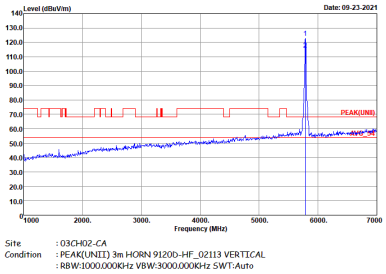
Peak	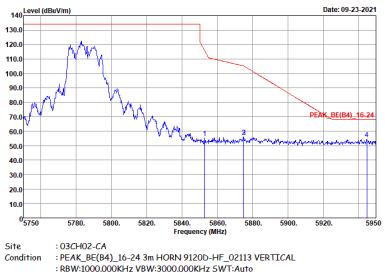	Left blank

WIFI	UNII-3 5725~5850MHz Band Edge @ 3m	
	802.11ax HE20 Full CH165 5825MHz	
	Horizontal	Fundamental
Peak	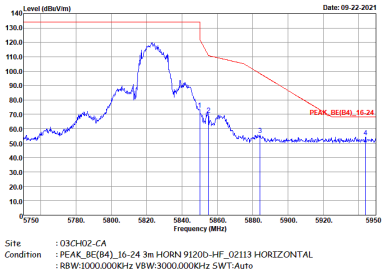	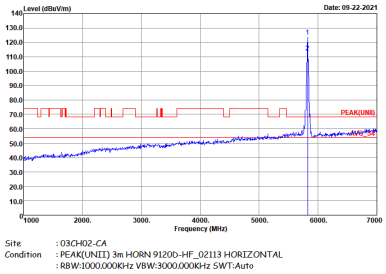

WIFI	UNII-3 5725~5850MHz Band Edge @ 3m	
	802.11ax HE20 Full CH165 5825MHz	
	Vertical	Fundamental
Peak	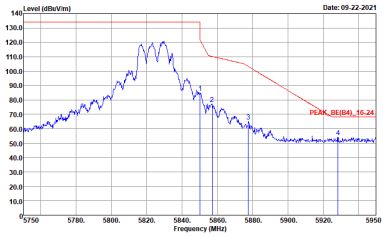	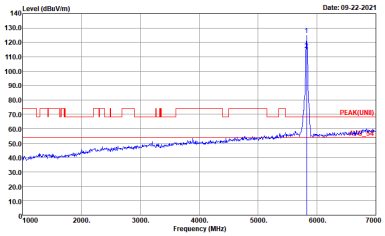

UNII-3 5725~5850MHz

WIFI 802.11ax HE40 Full (Band Edge @ 3m)

WIFI	UNII-3 5725~5850MHz Band Edge @ 3m	
	802.11ax HE40 Full CH151 5755MHz	
	Horizontal	Fundamental
Peak	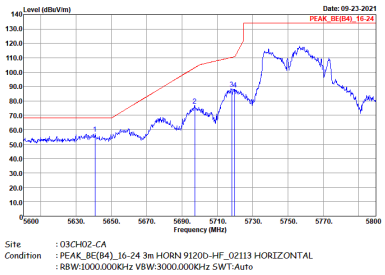	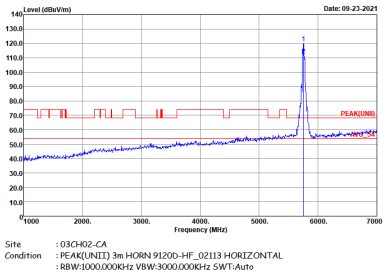
Peak	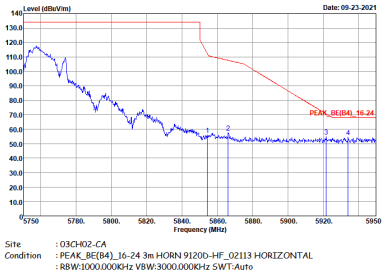	Left blank

WIFI	UNII-3 5725~5850MHz Band Edge @ 3m	
	802.11ax HE40 Full CH151 5755MHz	
	Vertical	Fundamental
Peak	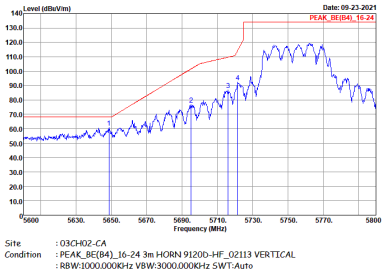	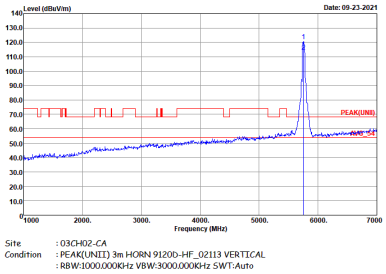
Peak	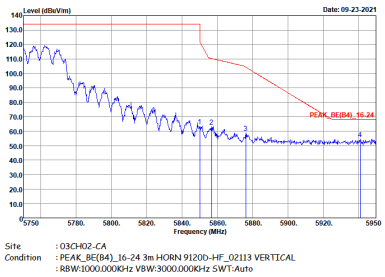	Left blank

WIFI	UNII-3 5725~5850MHz Band Edge @ 3m	
	802.11ax HE40 Full HT40 CH159 5795MHz	
	Horizontal	Fundamental
Peak	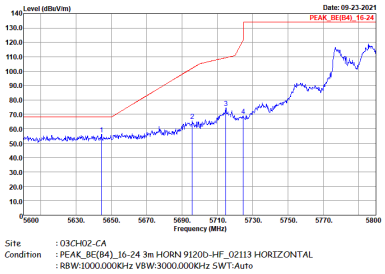	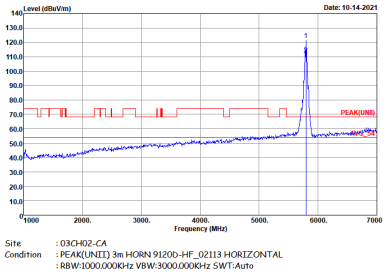
Peak	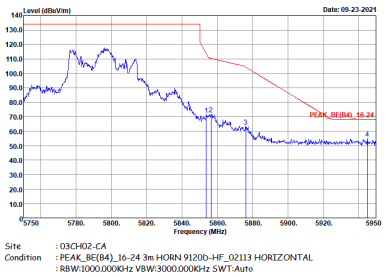	Left blank

WIFI	UNII-3 5725~5850MHz Band Edge @ 3m	
	802.11ax HE40 Full CH159 5795MHz	
	Vertical	Fundamental
Peak	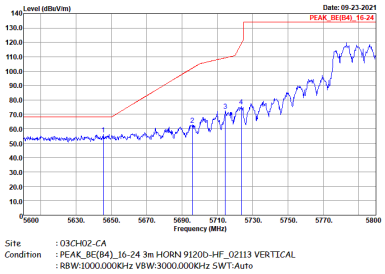	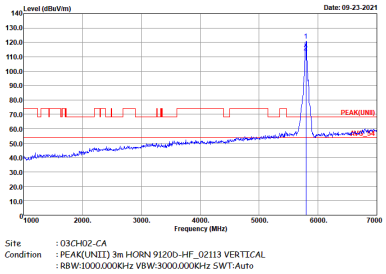
Peak	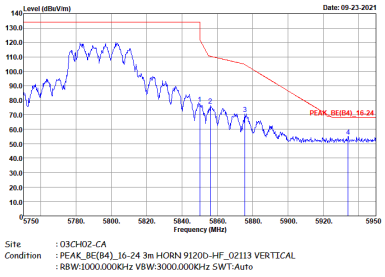	Left blank

UNII-3 5725~5850MHz

WIFI 802.11ax HE80 Full (Band Edge @ 3m)

WIFI	UNII-3 5725~5850MHz Band Edge @ 3m	
	802.11ax HE80 Full CH155 5775MHz	
	Horizontal	Fundamental
Peak	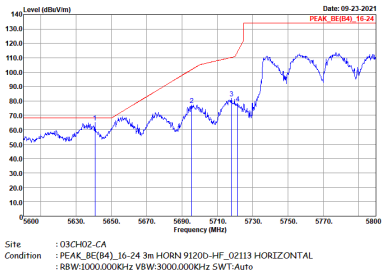	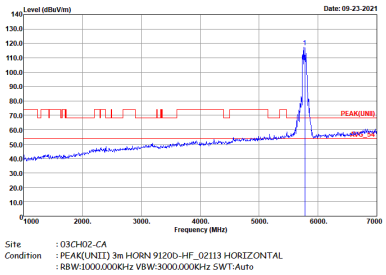
Peak	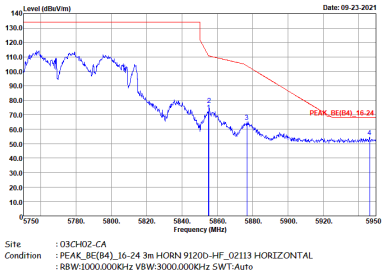	Left blank

WIFI	UNII-3 5725~5850MHz Band Edge @ 3m	
	802.11ax HE80 Full CH155 5775MHz	
	Vertical	Fundamental
Peak	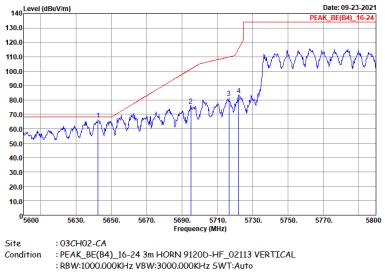	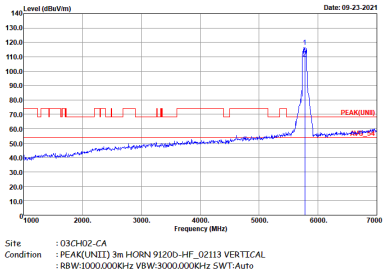
Peak	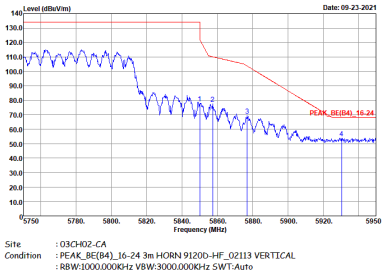	Left blank

UNII-3 - 5725~5850MHz

WIFI 802.11a (Harmonic @ 3m)

WIFI	UNII-3 5725~5850MHz Harmonic @ 3m	
	802.11a CH149 5745MHz	
	Horizontal	Vertical
Peak	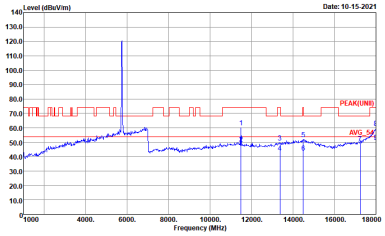 Site : 03CH02-CA Condition : PEAK(UNII) 3m HORN 9120D-HF_02113 HORIZONTAL	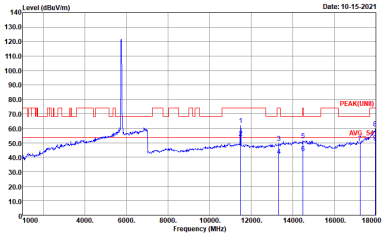 Site : 03CH02-CA Condition : PEAK(UNII) 3m HORN 9120D-HF_02113 VERTICAL

WIFI	UNII-3 5725~5850MHz Harmonic @ 3m	
	802.11a CH157 5785MHz	
	Horizontal	Vertical
Peak	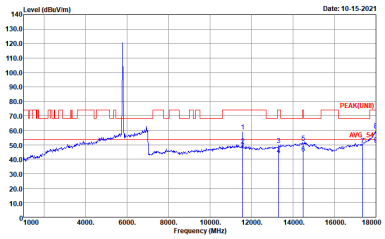 Site : 03CH02-CA Condition : PEAK(UNII) 3m HORN 9120D-HF_02113 HORIZONTAL	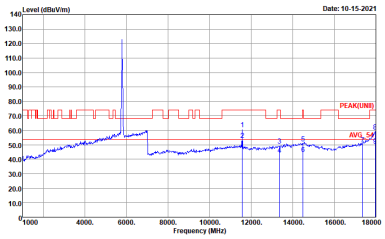 Site : 03CH02-CA Condition : PEAK(UNII) 3m HORN 9120D-HF_02113 VERTICAL

WIFI	UNII-3 5725~5850MHz Harmonic @ 3m	
	802.11a CH165 5825MHz	
	Horizontal	Vertical
Peak	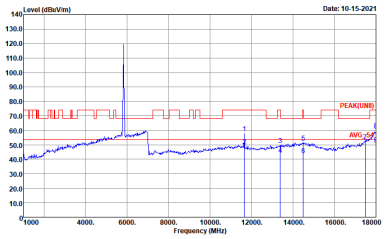	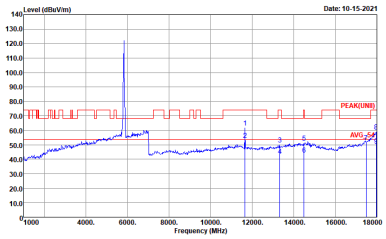

UNII-3 5725~5850MHz

WIFI 802.11ax HE20 Full (Harmonic @ 3m)

WIFI	UNII-3 5725~5850MHz Harmonic @ 3m	
	802.11ax HE20 Full CH149 5745MHz	
	Horizontal	Vertical
Peak	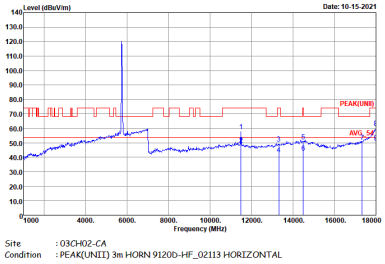	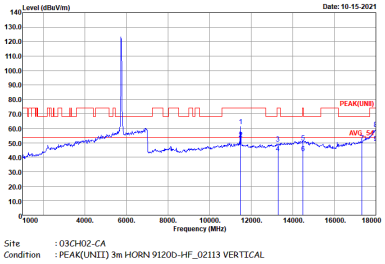

WIFI	UNII-3 5725~5850MHz Harmonic @ 3m	
	802.11ax HE20 Full CH157 5785MHz	
	Horizontal	Vertical
Peak	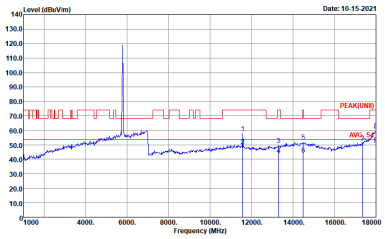	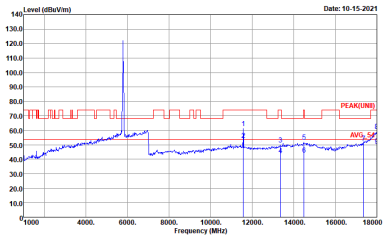

WIFI	UNII-3 5725~5850MHz Harmonic @ 3m	
	802.11ax HE20 Full CH165 5825MHz	
	Horizontal	Vertical
Peak	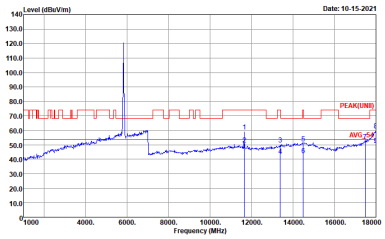 Site : 03CH02-CA Condition : PEAK(UNII) 3m HORN 9120D-HF_02113 HORIZONTAL	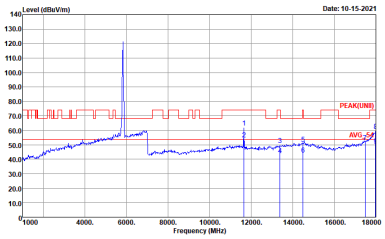 Site : 03CH02-CA Condition : PEAK(UNII) 3m HORN 9120D-HF_02113 VERTICAL

UNII-3 5725~5850MHz

WIFI 802.11ax HE40 Full (Harmonic @ 3m)

WIFI	UNII-3 5725~5850MHz Harmonic @ 3m	
	802.11ax HE40 Full CH151 5755MHz	
	Horizontal	Vertical
Peak	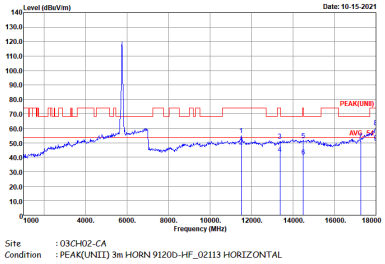	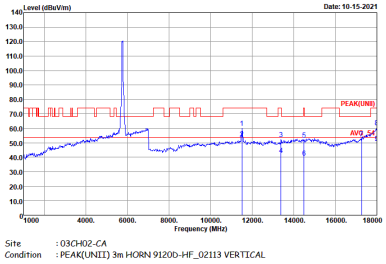

WIFI	UNII-3 5725~5850MHz Harmonic @ 3m	
	802.11ax HE40 Full CH159 5795MHz	
	Horizontal	Vertical
Peak	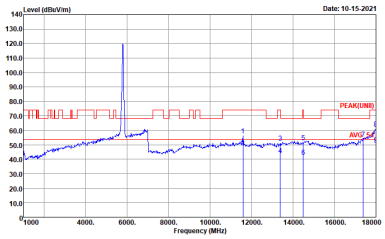 Site : 03CH02-CA Condition : PEAK(UNII) 3m HORN 9120D-HF_02113 HORIZONTAL	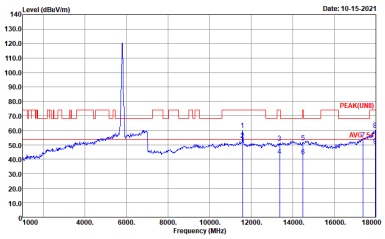 Site : 03CH02-CA Condition : PEAK(UNII) 3m HORN 9120D-HF_02113 VERTICAL

UNII-3 5725~5850MHz

WIFI 802.11ax HE80 Full (Harmonic @ 3m)

WIFI	UNII-3 5725~5850MHz Harmonic @ 3m	
	802.11ax HE80 Full CH155 5775MHz	
	Horizontal	Vertical
Peak	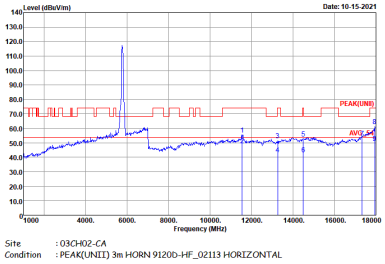	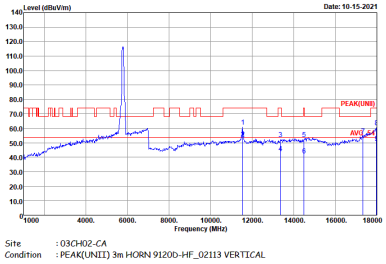

Emission above 18GHz

5GHz WIFI 802.11ax HE20 Full (SHF @ 1m)

WIFI	5GHz WIFI	
	802.11ax HE20 Full CH165 5825MHz SHF	
	Horizontal	Vertical
Peak	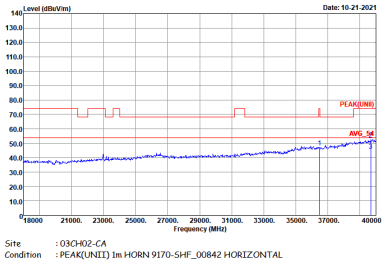	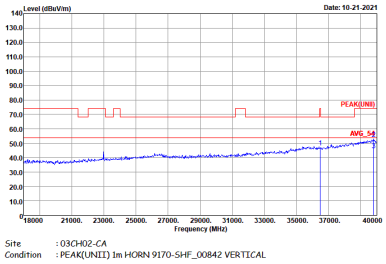

Emission below 1GHz

5GHz WIFI 802.11ax HE20 Full (LF @ 3m)

WIFI	5GHz WIFI	
	802.11ax HE20 Full CH165 5825MHz LF	
	Horizontal	Vertical
Peak	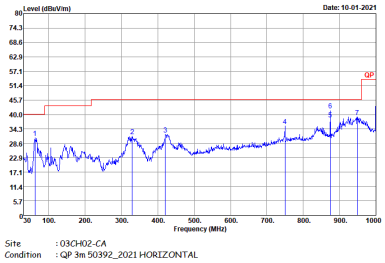	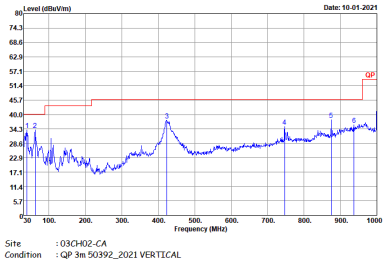

<Radio 3>

MIMO <Ant. E+H+F+G>

UNII-3 - 5725~5850MHz

WIFI 802.11a (Band Edge @ 3m)

WIFI	UNII-3 5725~5850MHz Band Edge @ 3m	
	802.11a CH149 5745MHz	
	Horizontal	Fundamental
Peak	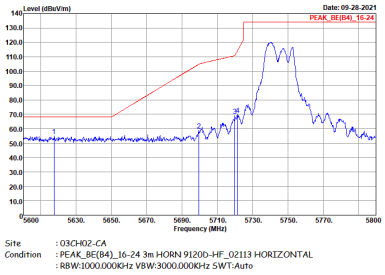	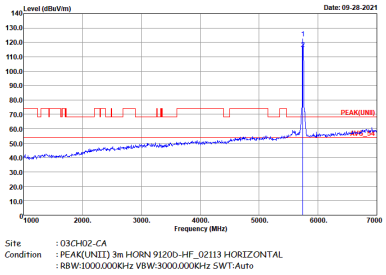

WIFI	UNII-3 5725~5850MHz Band Edge @ 3m	
	802.11a CH149 5745MHz	
	Vertical	Fundamental
Peak	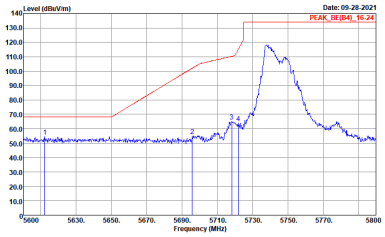	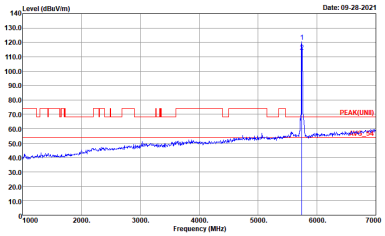

WIFI	UNII-3 5725~5850MHz Band Edge @ 3m	
	802.11a CH157 5785MHz	
	Horizontal	Fundamental
Peak	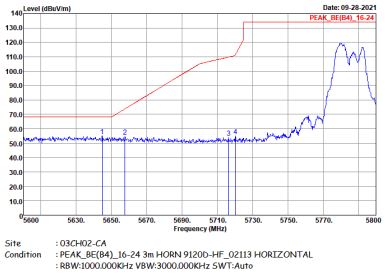	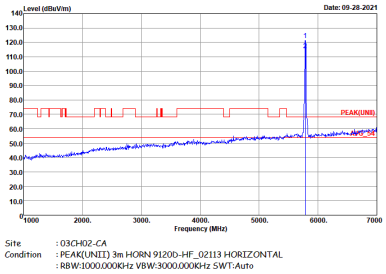
Peak	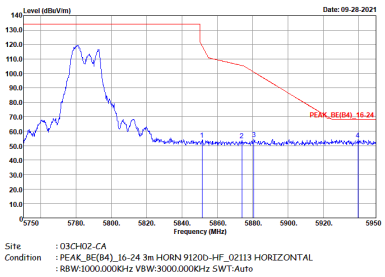	Left blank

WIFI	UNII-3 5725~5850MHz Band Edge @ 3m	
	802.11a CH157 5785MHz	
	Vertical	Fundamental
Peak	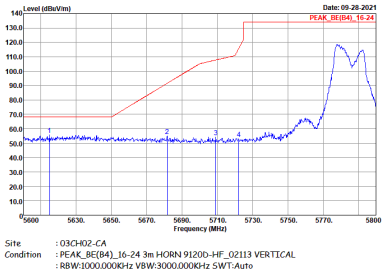	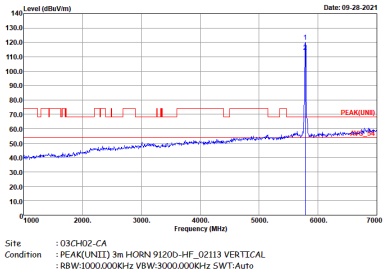
Peak	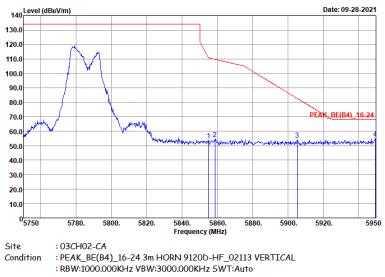	Left blank

WIFI	UNII-3 5725~5850MHz Band Edge @ 3m	
	802.11a CH165 5825MHz	
	Horizontal	Fundamental
Peak	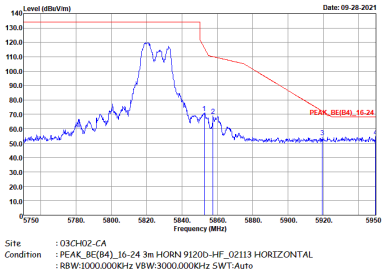	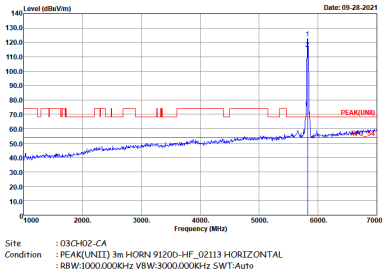

WIFI	UNII-3 5725~5850MHz Band Edge @ 3m	
	802.11a CH165 5825MHz	
	Vertical	Fundamental
Peak	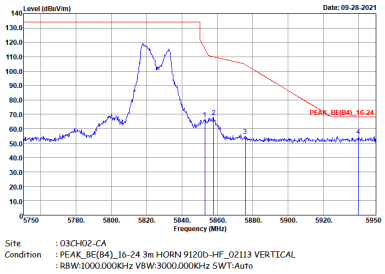	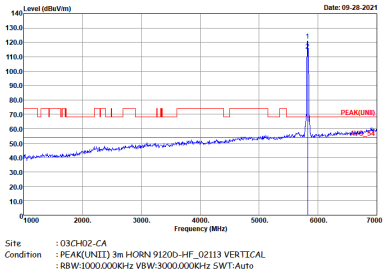

UNII-3 5725~5850MHz

WIFI 802.11ax HE20 Full (Band Edge @ 3m)

WIFI	UNII-3 5725~5850MHz Band Edge @ 3m	
	802.11ax HE20 Full CH149 5745MHz	
	Horizontal	Fundamental
Peak	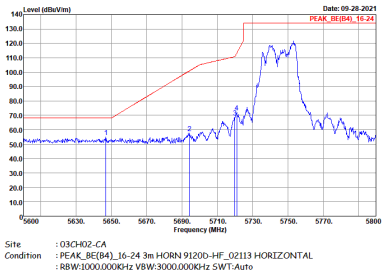	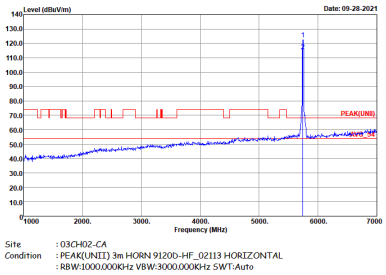

WIFI	UNII-3 5725~5850MHz Band Edge @ 3m	
	802.11ax HE20 Full CH149 5745MHz	
	Vertical	Fundamental
Peak	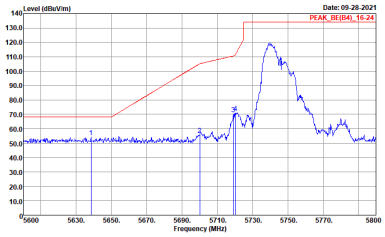	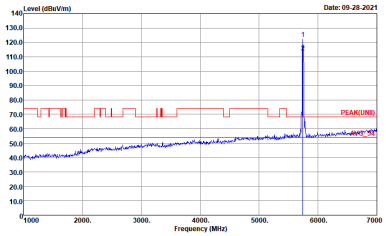

WIFI	UNII-3 5725~5850MHz Band Edge @ 3m	
	802.11ax HE20 Full CH157 5785MHz	
	Horizontal	Fundamental
Peak	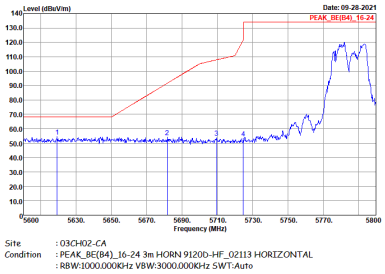	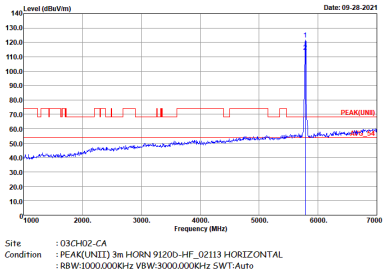
Peak	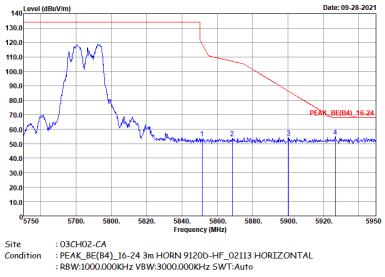	Left blank

WIFI	UNII-3 5725~5850MHz Band Edge @ 3m	
	802.11ax HE20 Full CH157 5785MHz	
	Vertical	Fundamental
Peak	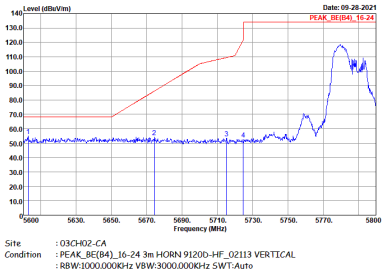	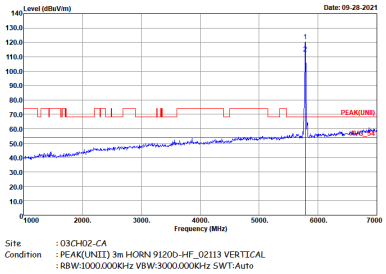
Peak	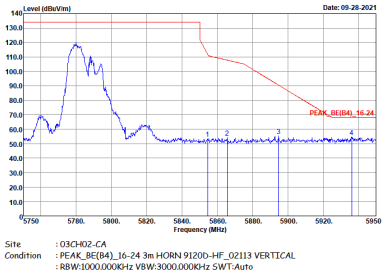	Left blank

WIFI	UNII-3 5725~5850MHz Band Edge @ 3m	
	802.11ax HE20 Full CH165 5825MHz	
	Horizontal	Fundamental
Peak	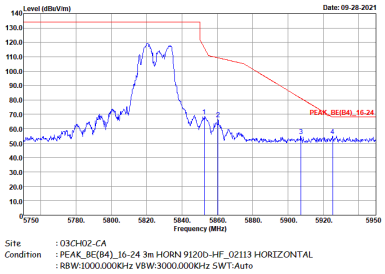	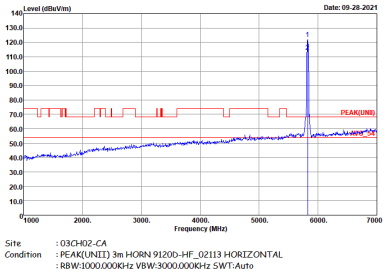

WIFI	UNII-3 5725~5850MHz Band Edge @ 3m	
	802.11ax HE20 Full CH165 5825MHz	
	Vertical	Fundamental
Peak	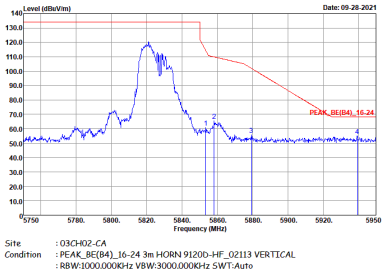	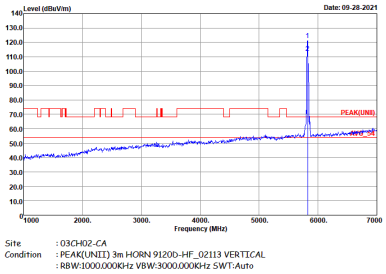

UNII-3 5725~5850MHz

WIFI 802.11ax HE40 Full (Band Edge @ 3m)

WIFI	UNII-3 5725~5850MHz Band Edge @ 3m	
	802.11ax HE40 Full CH151 5755MHz	
	Horizontal	Fundamental
Peak	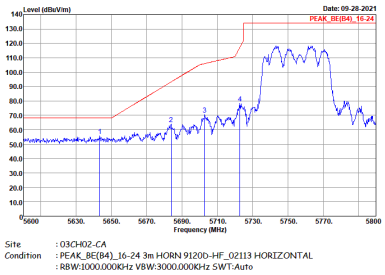	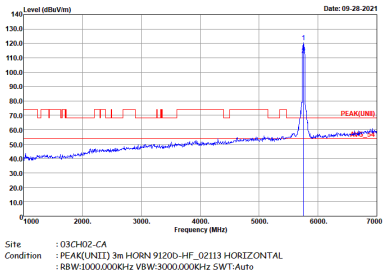
Peak	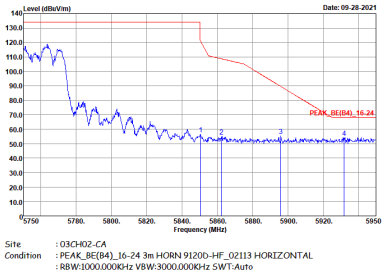	Left blank

WIFI	UNII-3 5725~5850MHz Band Edge @ 3m	
	802.11ax HE40 Full CH151 5755MHz	
	Vertical	Fundamental
Peak	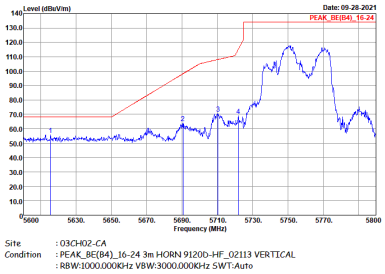	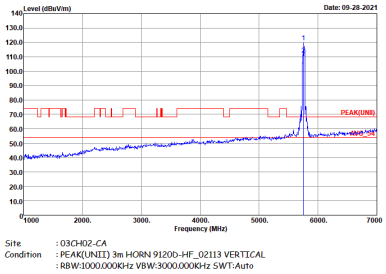
Peak	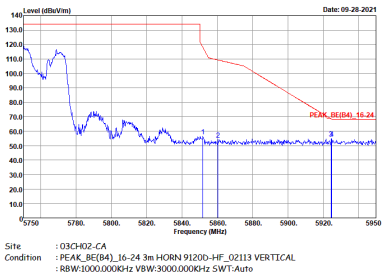	Left blank

WIFI	UNII-3 5725~5850MHz Band Edge @ 3m	
	802.11ax HE40 Full HT40 CH159 5795MHz	
	Horizontal	Fundamental
Peak	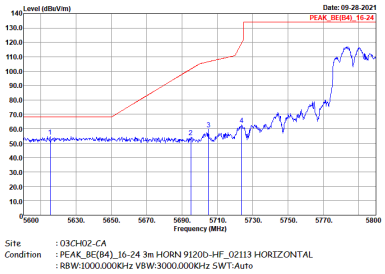	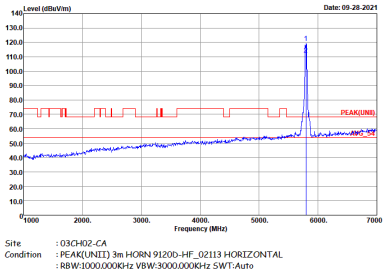
Peak	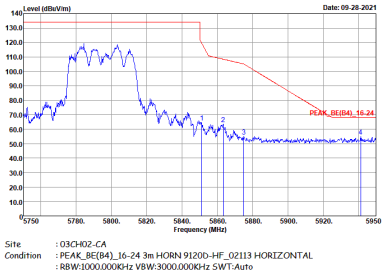	Left blank

WIFI	UNII-3 5725~5850MHz Band Edge @ 3m	
	802.11ax HE40 Full CH159 5795MHz	
	Vertical	Fundamental
Peak	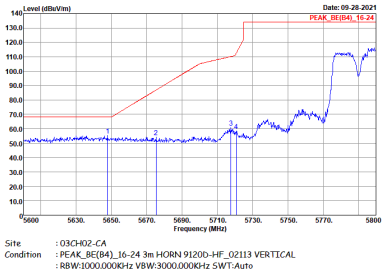	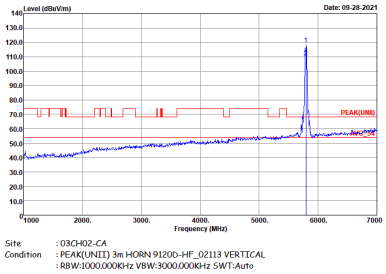
Peak	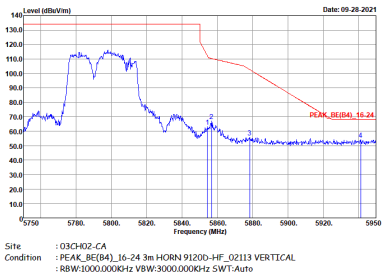	Left blank

UNII-3 5725~5850MHz

WIFI 802.11ax HE80 Full (Band Edge @ 3m)

WIFI	UNII-3 5725~5850MHz Band Edge @ 3m	
	802.11ax HE80 Full CH155 5775MHz	
	Horizontal	Fundamental
Peak	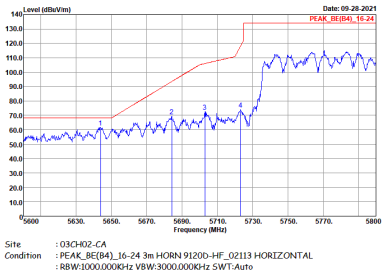	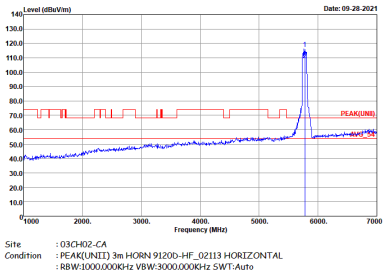
Peak	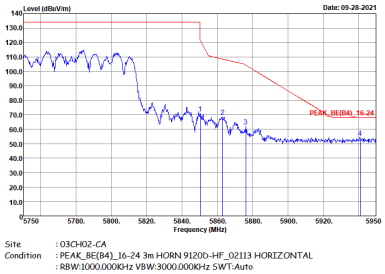	Left blank

WIFI	UNII-3 5725~5850MHz Band Edge @ 3m	
	802.11ax HE80 Full CH155 5775MHz	
	Vertical	Fundamental
Peak	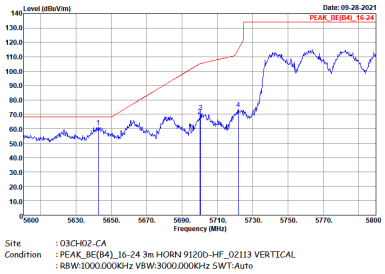	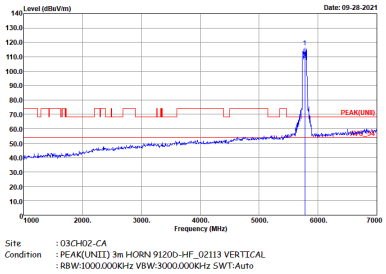
Peak	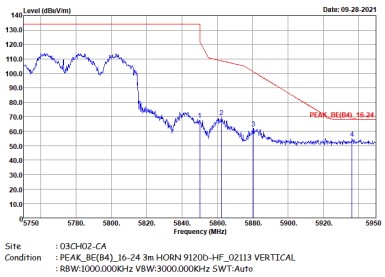	Left blank

UNII-3 - 5725~5850MHz

WIFI 802.11a (Harmonic @ 3m)

WIFI	UNII-3 5725~5850MHz Harmonic @ 3m	
	802.11a CH149 5745MHz	
	Horizontal	Vertical
Peak	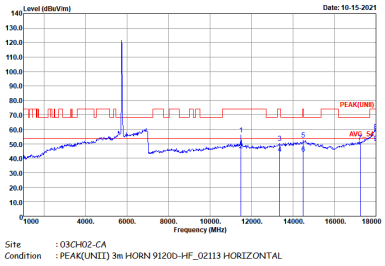	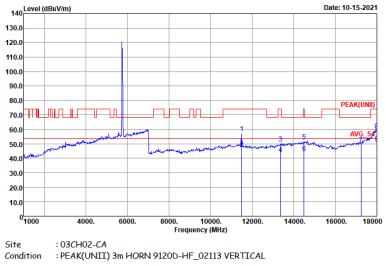

WIFI	UNII-3 5725~5850MHz Harmonic @ 3m	
	802.11a CH157 5785MHz	
	Horizontal	Vertical
Peak	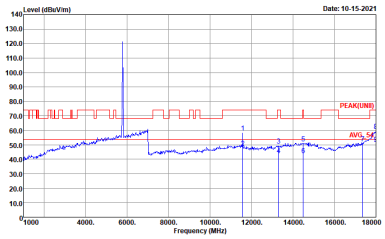	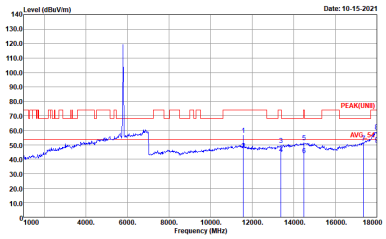

WIFI	UNII-3 5725~5850MHz Harmonic @ 3m	
	802.11a CH165 5825MHz	
	Horizontal	Vertical
Peak	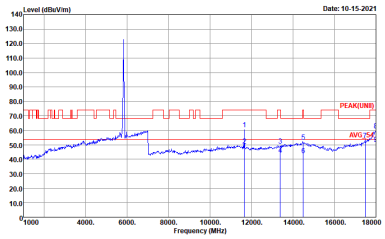	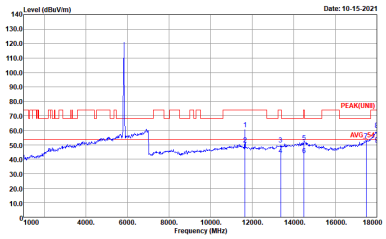

UNII-3 5725~5850MHz

WIFI 802.11ax HE20 Full (Harmonic @ 3m)

WIFI	UNII-3 5725~5850MHz Harmonic @ 3m	
	802.11ax HE20 Full CH149 5745MHz	
	Horizontal	Vertical
Peak	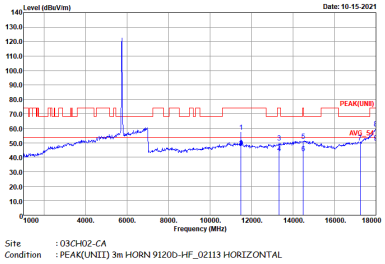	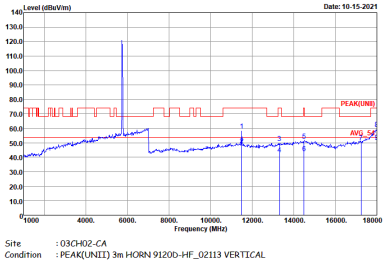

WIFI	UNII-3 5725~5850MHz Harmonic @ 3m	
	802.11ax HE20 Full CH157 5785MHz	
	Horizontal	Vertical
Peak	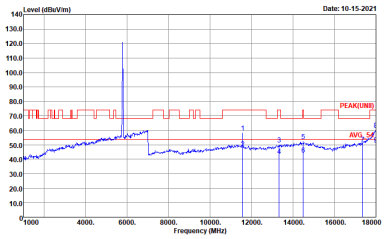 Site : 03CH02-CA Condition : PEAK(UNII) 3m HORN 9120D-HF_02113 HORIZONTAL	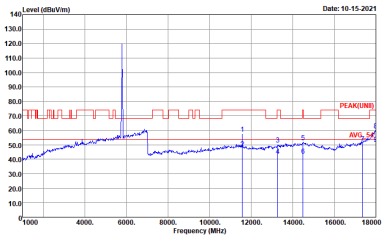 Site : 03CH02-CA Condition : PEAK(UNII) 3m HORN 9120D-HF_02113 VERTICAL

WIFI	UNII-3 5725~5850MHz Harmonic @ 3m	
	802.11ax HE20 Full CH165 5825MHz	
	Horizontal	Vertical
Peak	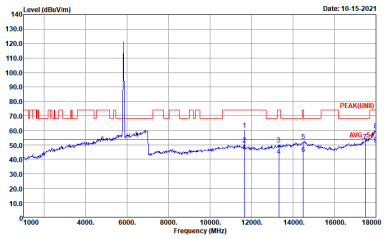 Site : 03CH02-CA Condition : PEAK(UNII) 3m HORN 9120D-HF_02113 HORIZONTAL	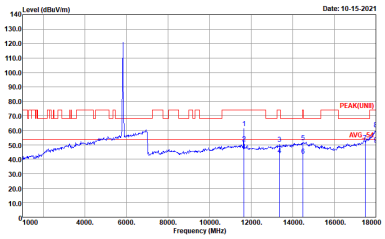 Site : 03CH02-CA Condition : PEAK(UNII) 3m HORN 9120D-HF_02113 VERTICAL

UNII-3 5725~5850MHz

WIFI 802.11ax HE40 Full (Harmonic @ 3m)

WIFI	UNII-3 5725~5850MHz Harmonic @ 3m	
	802.11ax HE40 Full CH151 5755MHz	
	Horizontal	Vertical
Peak	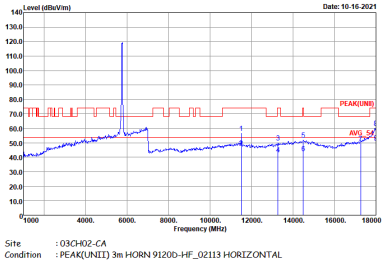	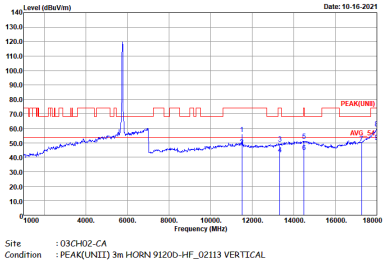

WIFI	UNII-3 5725~5850MHz Harmonic @ 3m	
	802.11ax HE40 Full CH159 5795MHz	
	Horizontal	Vertical
Peak	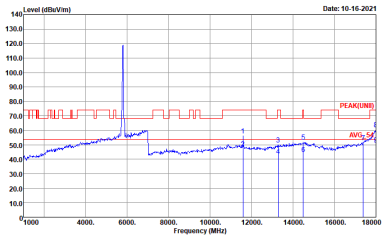 Site : 03CH02-CA Condition : PEAK(UNII) 3m HORN 9120D-HF_02113 HORIZONTAL	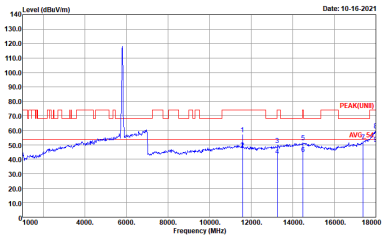 Site : 03CH02-CA Condition : PEAK(UNII) 3m HORN 9120D-HF_02113 VERTICAL

UNII-3 5725~5850MHz

WIFI 802.11ax HE80 Full (Harmonic @ 3m)

WIFI	UNII-3 5725~5850MHz Harmonic @ 3m	
	802.11ax HE80 Full CH155 5775MHz	
	Horizontal	Vertical
Peak	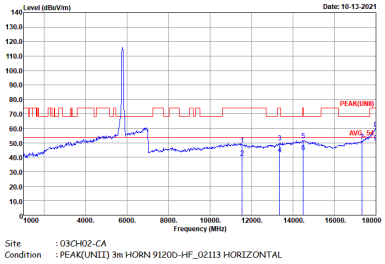	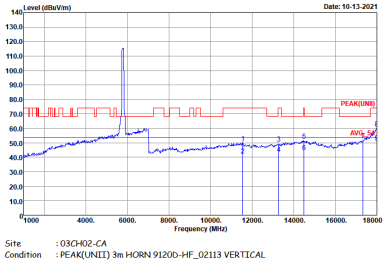

Emission above 18GHz

5GHz WIFI 802.11ax HE20 Full (SHF @ 1m)

WIFI	5GHz WIFI	
	802.11ax HE20 Full CH165 5825MHz SHF	
	Horizontal	Vertical
Peak	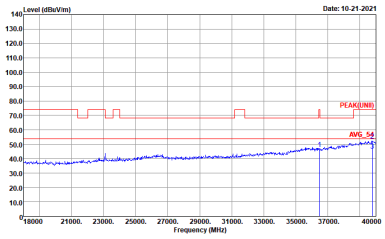 Site : 03CH02-CA Condition : PEAK(UNII) 1m HORN 9170-SHF_00842 HORIZONTAL	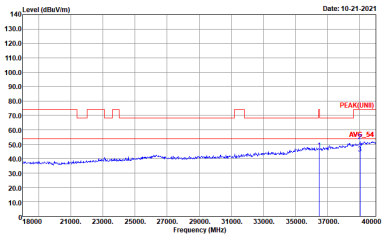 Site : 03CH02-CA Condition : PEAK(UNII) 1m HORN 9170-SHF_00842 VERTICAL

Emission below 1GHz

5GHz WIFI 802.11ax HE20 Full (LF @ 3m)

WIFI	5GHz WIFI	
	802.11ax HE20 Full CH165 5825MHz LF	
	Horizontal	Vertical
Peak	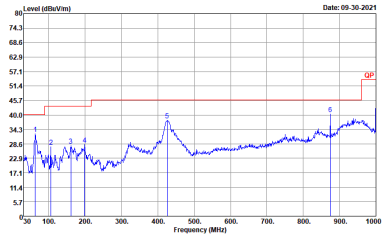 Site : 03CH02-CA Condition : QP 3m 50392_2021 HORIZONTAL	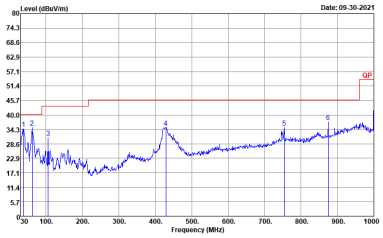 Site : 03CH02-CA Condition : QP 3m 50392_2021 VERTICAL

Appendix E. Duty Cycle Plots

<Radio 2>

Antenna	Band	Duty Cycle (%)	T(us)	1/T(kHz)	VBW Setting
A+D+B+C	802.11a	96.48	1974	0.51	1kHz
A+D+B+C	5GHz 802.11ax HE20	95.26	5430	0.18	300Hz
A+D+B+C	5GHz 802.11ax HE40	94.39	5380	0.19	300Hz
A+D+B+C	5GHz 802.11ax HE80	93.40	5380	0.19	300Hz

802.11a

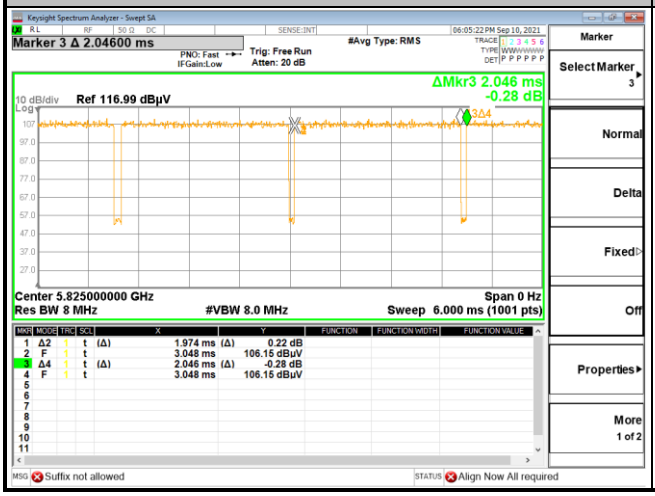

802.11ax HE20

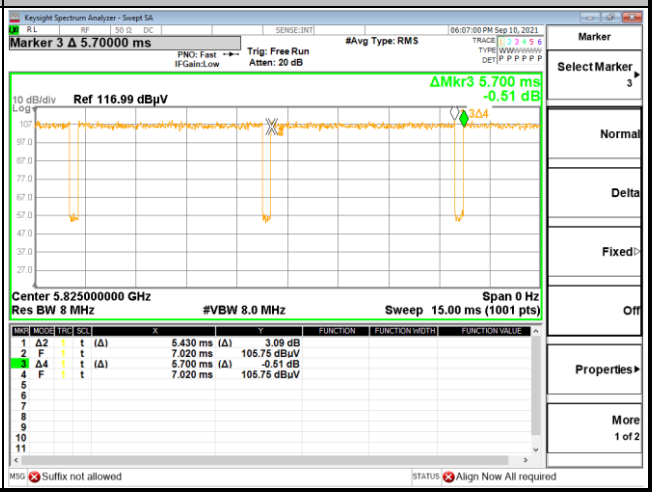

802.11ax HE40

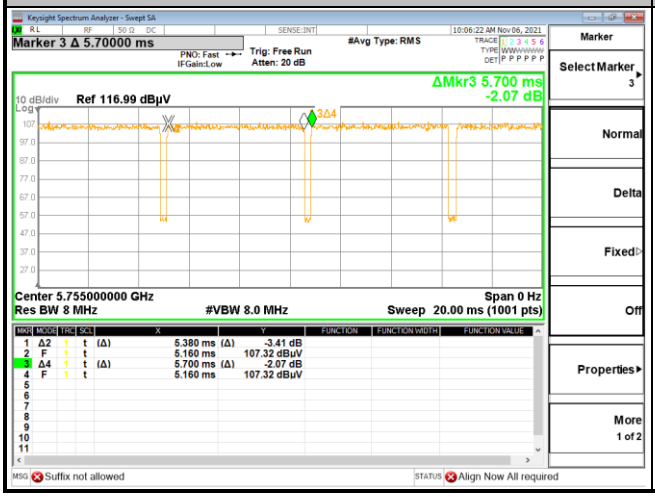

802.11ax HE80

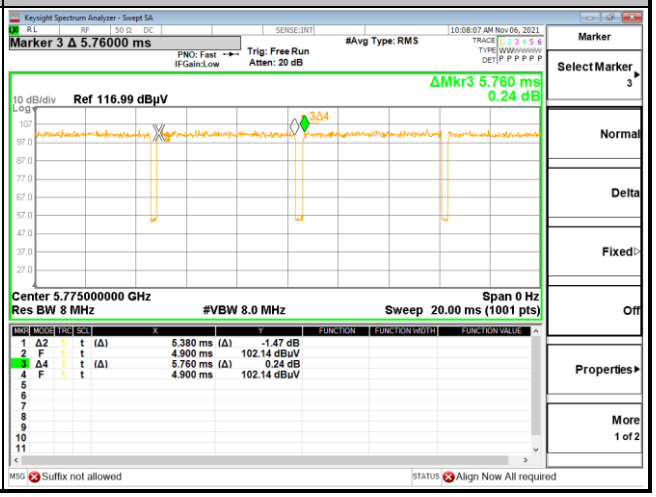

<Radio 3>

Antenna	Band	Duty Cycle (%)	T(us)	1/T(kHz)	VBW Setting
E+H+F+G	802.11a	96.81	1975	0.51	1kHz
E+H+F+G	5GHz 802.11ax HE20	94.26	5431	0.18	300Hz
E+H+F+G	5GHz 802.11ax HE40	93.80	5445	0.18	300Hz
E+H+F+G	5GHz 802.11ax HE80	93.08	5445	0.18	300Hz

802.11a

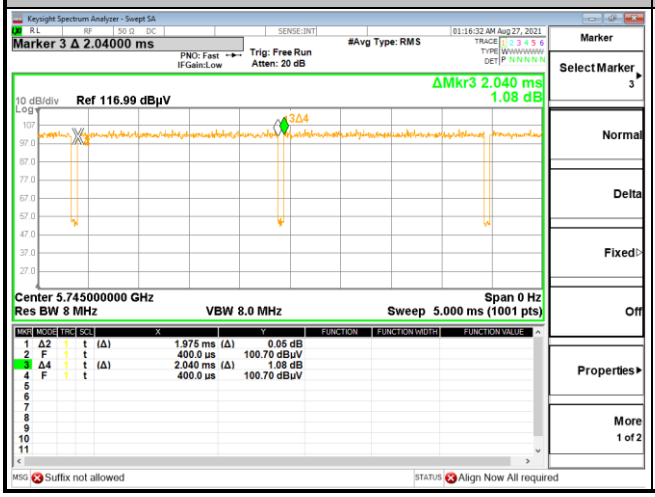

802.11ax HE20

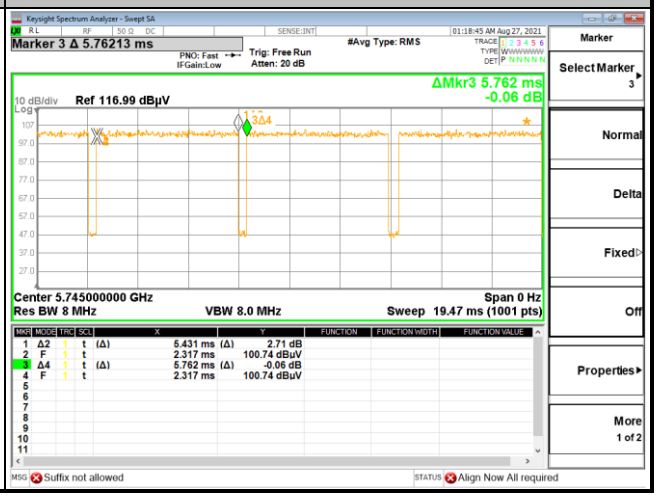

802.11ax HE40

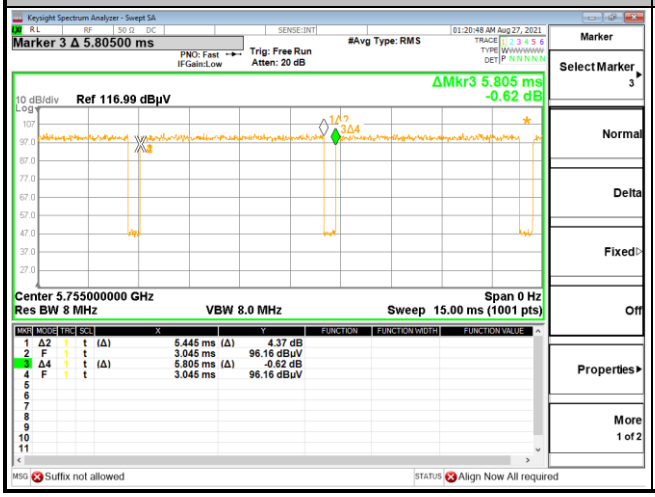
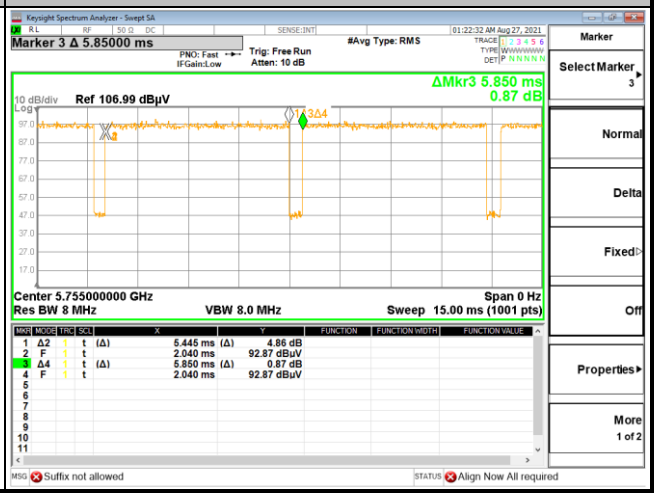
802.11ax HE80