Test Mode: 8DPSK

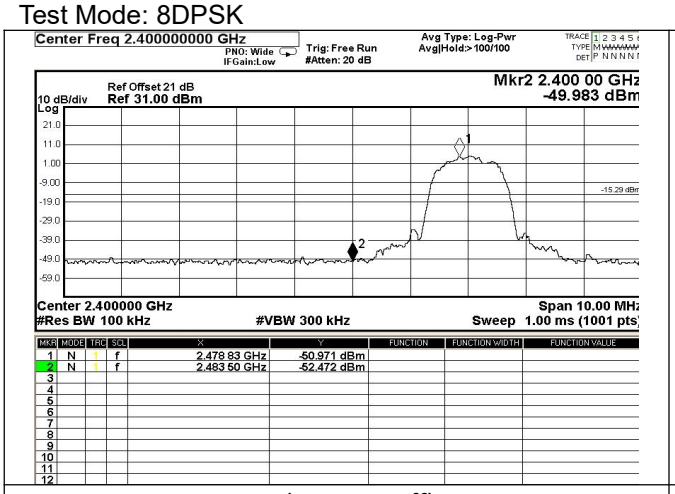

CH0(Hopping off)

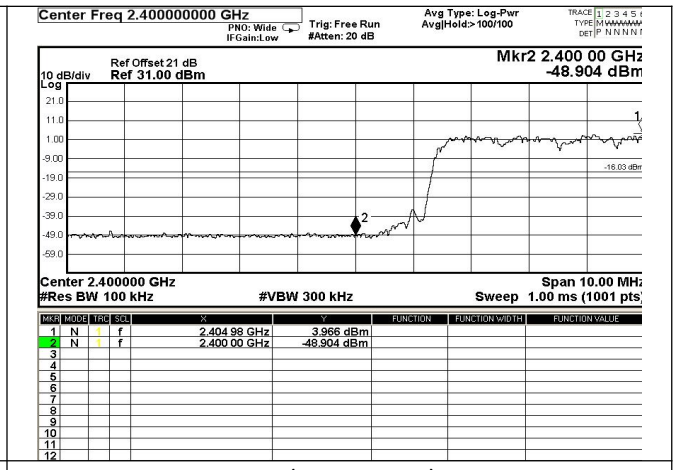

CH0(Hopping on)

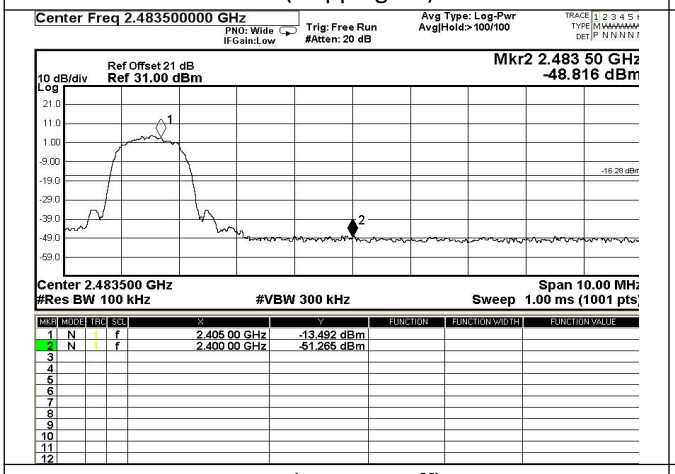

CH78(Hopping off)

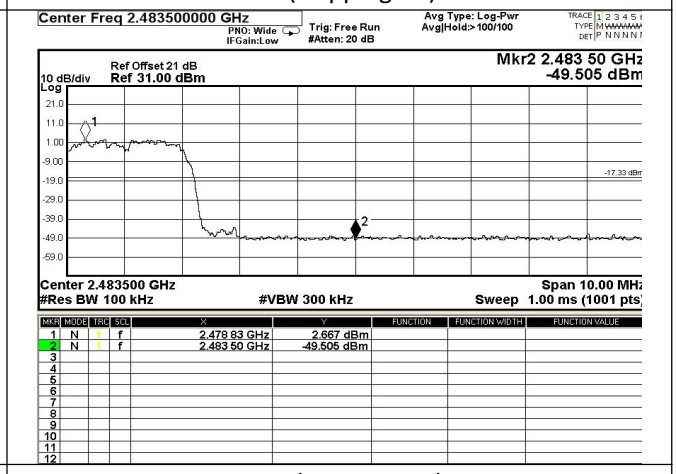

CH78(Hopping on)

APPENDIX B – TEST DATA OF RADIATED EMISSION

Note: The worst channel results are reflected in the report.

Note: The scanned graph represents the maximum of both horizontal and vertical polarizations and is not a single horizontal or vertical polarization scan.

Radiated Emission Band Edge

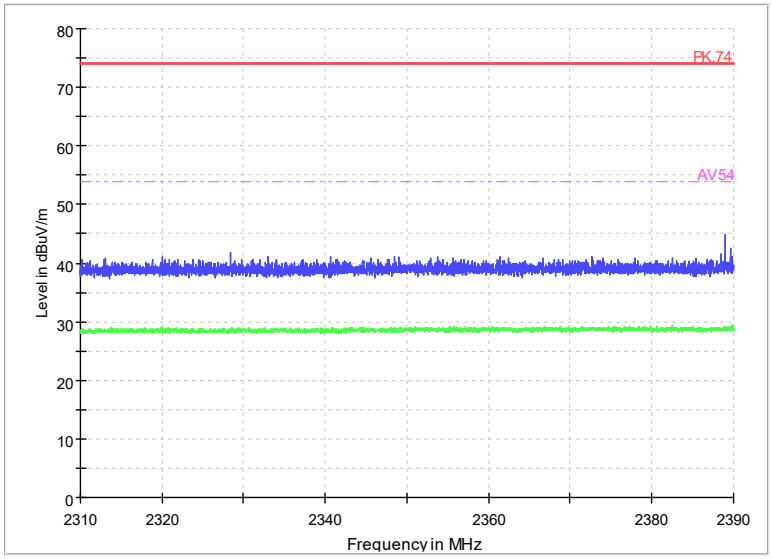

Carrier frequency (MHz): 2402
Channel No.:0
Test Mode: GFSK
Polarity: Vertical

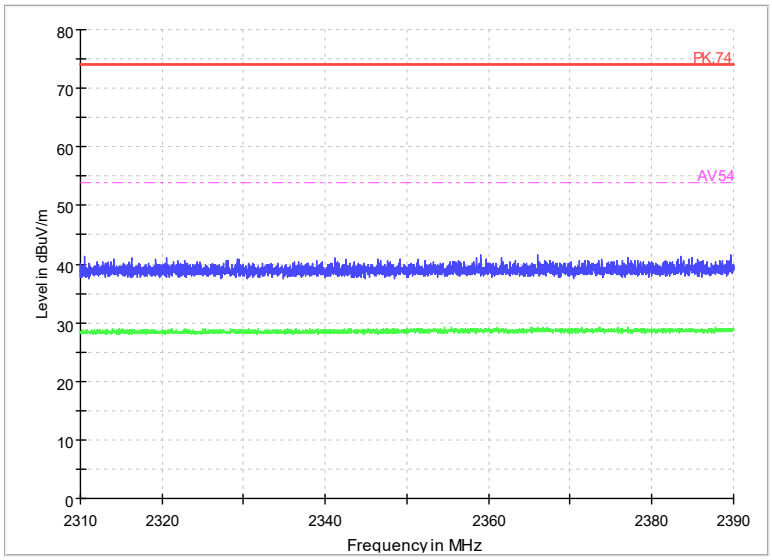

Carrier frequency (MHz): 2402
Channel No.:0
Test Mode: GFSK
Polarity: Horizontal

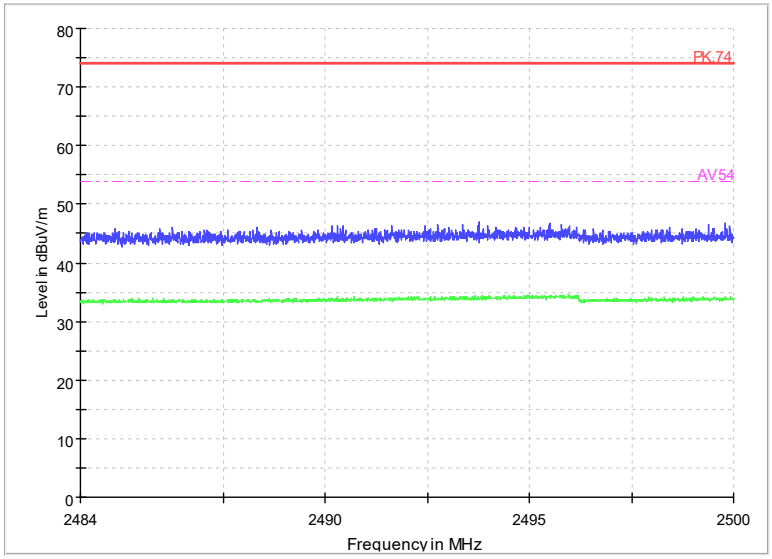

Carrier frequency (MHz): 2480
Channel No.:78
Test Mode: GFSK
Polarity: Vertical

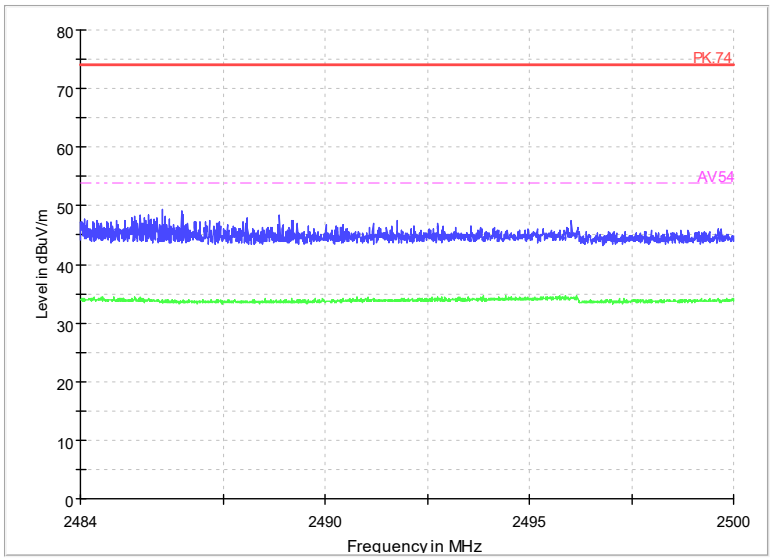

Carrier frequency (MHz): 2480
Channel No.:78
Test Mode: GFSK
Polarity: Horizontal

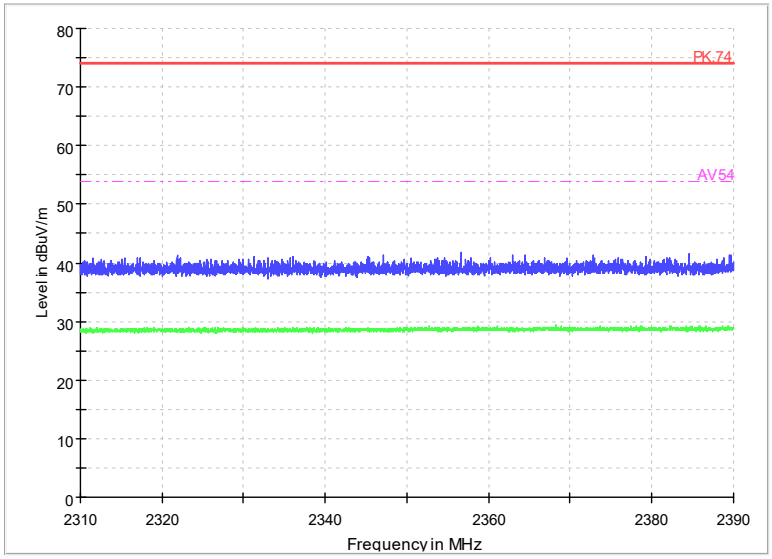

Carrier frequency (MHz): 2402
Channel No.:0
Test Mode: π/4DQPSK
Polarity: Vertical

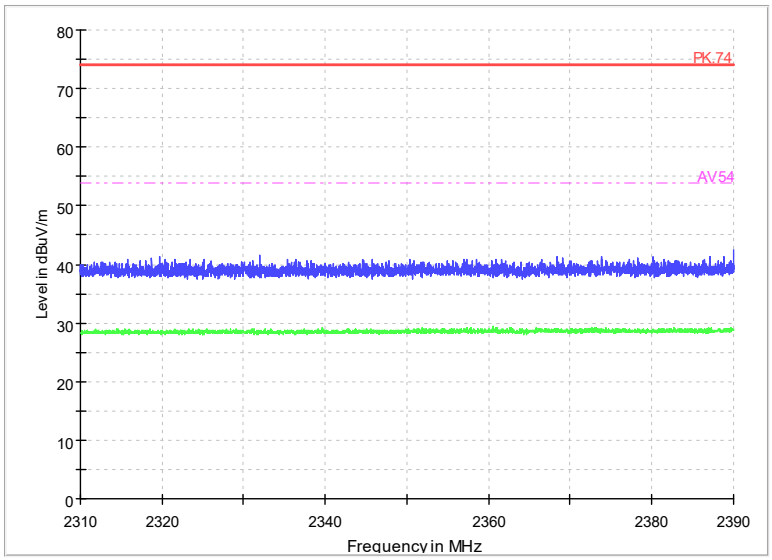

Carrier frequency (MHz): 2402
Channel No.:0
Test Mode: π/4DQPSK
Polarity: Horizontal

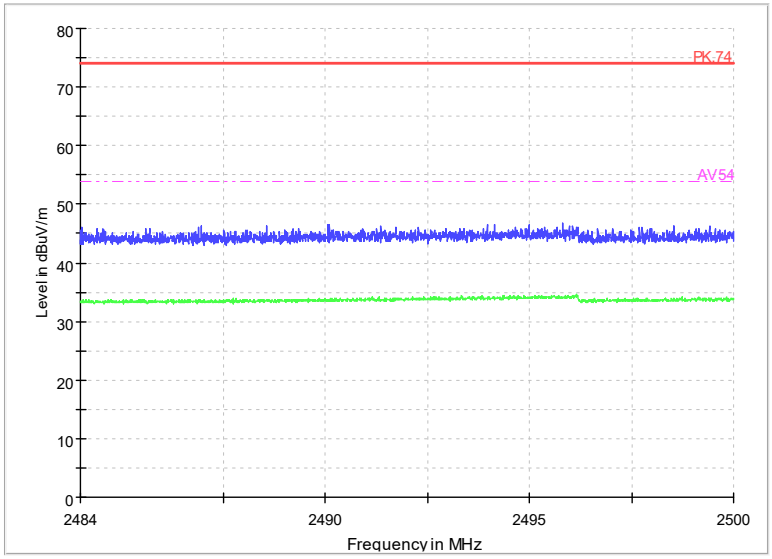

Carrier frequency (MHz): 2480
Channel No.:78
Test Mode: π/4DQPSK
Polarity: Vertical

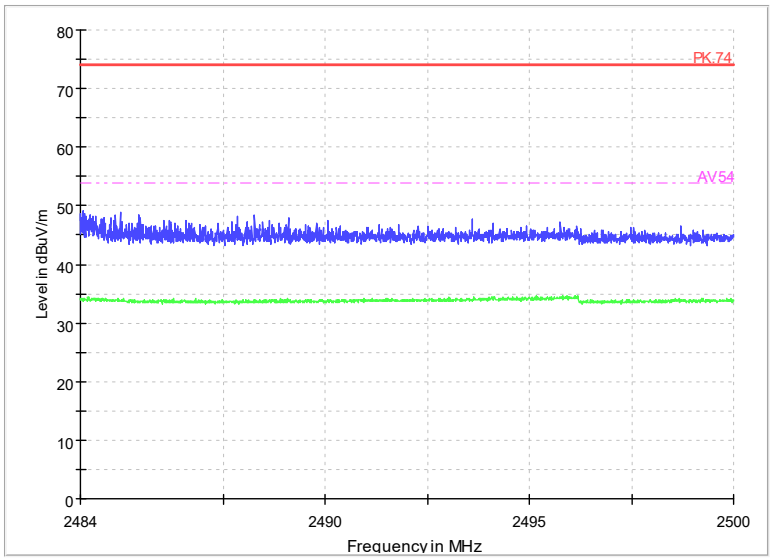

Carrier frequency (MHz): 2480
Channel No.:78
Test Mode: π/4DQPSK
Polarity: Horizontal

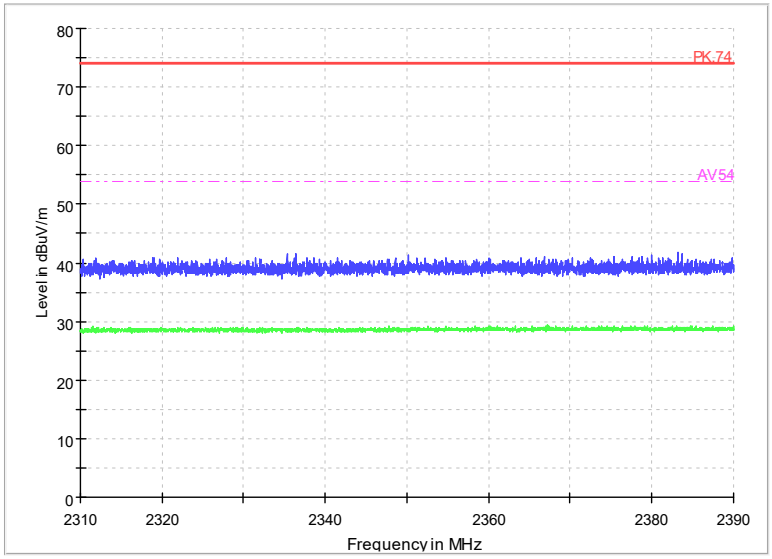

Carrier frequency (MHz): 2402
Channel No.:0
Test Mode: 8DPSK
Polarity: Vertical

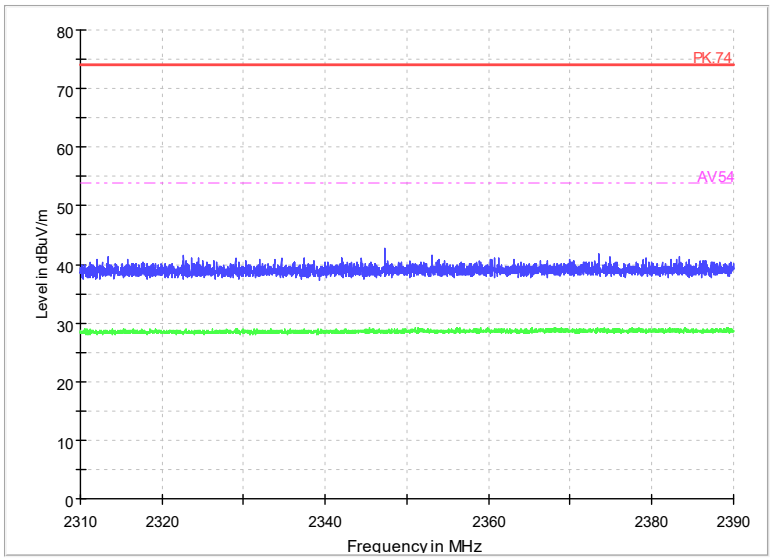

Carrier frequency (MHz): 2402
Channel No.:0
Test Mode: 8DPSK
Polarity: Horizontal

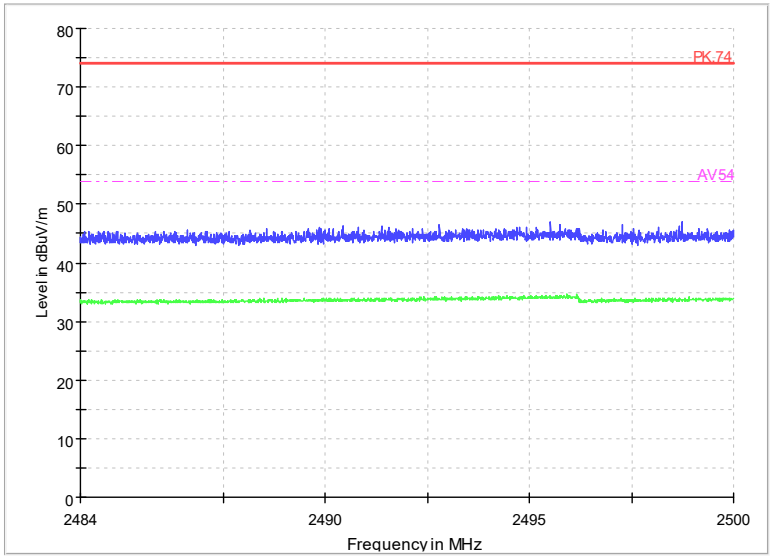

Carrier frequency (MHz): 2480
Channel No.:78
Test Mode: 8DPSK
Polarity: Vertical

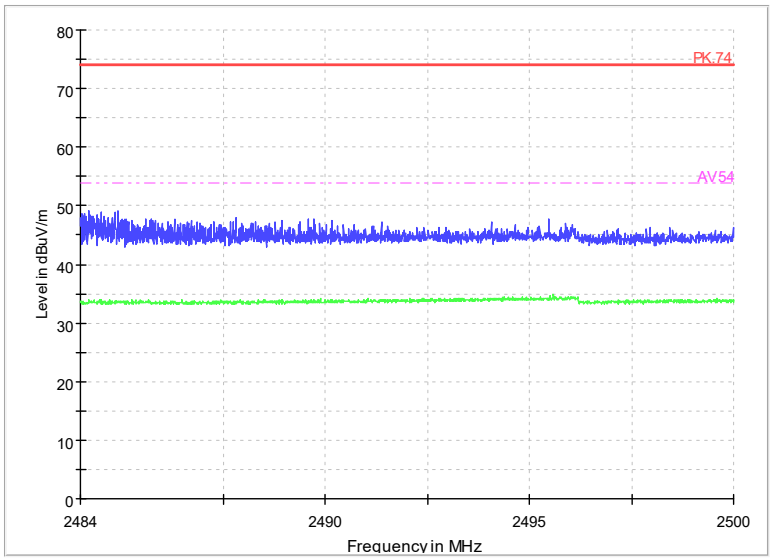

Carrier frequency (MHz): 2480
Channel No.:78
Test Mode: 8DPSK
Polarity: Horizontal

Sample Calculations

After comparison,the worst case attitude is EUT lay down.

Determining Spurious Emissions Levels

A “reference path loss” is established and the $A_{Rpl}$is the attenuation of “reference path loss”, and including the gain of receive antenna, the gain of the preamplifier, the cable loss.

The measurement results are obtained as described below:

Result= P_{mea}+ A_{Rpl}

Sample calculation: (32.62dBμV/m) = (52.92dBμV) + (-20.3dB/m), the corresponding frequency is32.0855MHz.

For GFSK

Channel No.:0

Frequency (MHz)	Result (dBuV/m)	ARpl (dB)	Pmea (dBuV/m)	Polarity	Limit (dBuV/m)	Margin (dB)
32.0855	32.62	-20.3	52.92	Vertical	40	7.38
84.126	24.68	-20.9	45.58	Vertical	40	15.32
153.6265	10.03	-21.9	31.93	Vertical	43.5	33.47
199.9925	15.29	-19.3	34.59	Vertical	43.5	28.21
436.333	16.55	-12.4	28.95	Vertical	46	29.45
896.501	17.52	-3.7	21.22	Vertical	46	28.48

For π/4DQPSK

Channel No.:0

Frequency (MHz)	Result (dBuV/m)	ARpl (dB)	Pmea (dBuV/m)	Polarity	Limit (dBuV/m)	Margin (dB)
32.037	31.99	-20.3	52.29	Vertical	40	8.01
84.126	24.69	-20.9	45.59	Vertical	40	15.31
154.1115	10.9	-21.9	32.8	Vertical	43.5	32.6
199.9925	15.28	-19.3	34.58	Vertical	43.5	28.22
436.3815	17.29	-12.4	29.69	Vertical	46	28.71
909.596	17.68	-3.6	21.28	Vertical	46	28.32

For 8DPSK

Channel No.:0

Frequency (MHz)	Result (dBuV/m)	ARpl (dB)	Pmea (dBuV/m)	Polarity	Limit (dBuV/m)	Margin (dB)
32.134	33.01	-20.3	53.31	Vertical	40	6.99
84.126	24.66	-20.9	45.56	Vertical	40	15.34
157.7005	9.85	-21.8	31.65	Vertical	43.5	33.65
199.9925	15.42	-19.3	34.72	Vertical	43.5	28.08
526.155	13.48	-10.4	23.88	Vertical	46	32.52
950.433	17.98	-3.2	21.18	Vertical	46	28.02

For GFSK

Channel No.:39

Frequency (MHz)	Result (dBuV/m)	ARpl (dB)	Pmea (dBuV/m)	Polarity	Limit (dBuV/m)	Margin (dB)
32.134	32.94	-20.3	53.24	Vertical	40	7.06
84.126	24.68	-20.9	45.58	Vertical	40	15.32
155.3725	10.41	-21.9	32.31	Vertical	43.5	33.09

199.9925	15.28	-19.3	34.58	Vertical	43.5	28.22
554.77	12.89	-9.7	22.59	Vertical	46	33.11
893.882	17.45	-3.8	21.25	Vertical	46	28.55

For π/4DQPSK
Channel No.:39

Frequency (MHz)	Result (dBuV/m)	ARpl (dB)	Pmea (dBuV/m)	Polarity	Limit (dBuV/m)	Margin (dB)
32.619	31.83	-20.3	52.13	Vertical	40	8.17
84.126	24.69	-20.9	45.59	Vertical	40	15.31
156.294	12.03	-21.8	33.83	Vertical	43.5	31.47
199.9925	15.27	-19.3	34.57	Vertical	43.5	28.23
436.3815	17.31	-12.4	29.71	Vertical	46	28.69
939.569	18.07	-3.3	21.37	Vertical	46	27.93

For 8DPSK
Channel No.:39

Frequency (MHz)	Result (dBuV/m)	ARpl (dB)	Pmea (dBuV/m)	Polarity	Limit (dBuV/m)	Margin (dB)
32.716	32.81	-20.2	53.01	Vertical	40	7.19
84.126	24.69	-20.9	45.59	Vertical	40	15.31
156.294	12.05	-21.8	33.85	Vertical	43.5	31.45
199.9925	15.3	-19.3	34.6	Vertical	43.5	28.2
517.813	12.98	-10.5	23.48	Vertical	46	33.02
940.248	17.98	-3.3	21.28	Vertical	46	28.02

For GFSK
Channel No.:78

Frequency (MHz)	Result (dBuV/m)	ARpl (dB)	Pmea (dBuV/m)	Polarity	Limit (dBuV/m)	Margin (dB)
32.3765	31.94	-20.3	52.24	Vertical	40	8.06
84.126	24.7	-20.9	45.6	Vertical	40	15.3
157.2155	10.49	-21.8	32.29	Vertical	43.5	33.01
199.9925	15.31	-19.3	34.61	Vertical	43.5	28.19
526.3975	14.04	-10.4	24.44	Vertical	46	31.96
955.186	17.93	-3.2	21.13	Vertical	46	28.07

For π/4DQPSK
Channel No.:78

Frequency (MHz)	Result (dBuV/m)	ARpl (dB)	Pmea (dBuV/m)	Polarity	Limit (dBuV/m)	Margin (dB)
32.1825	32.81	-20.3	53.11	Vertical	40	7.19
84.126	24.69	-20.9	45.59	Vertical	40	15.31
155.7605	11.26	-21.9	33.16	Vertical	43.5	32.24
199.944	12.06	-19.3	31.36	Vertical	43.5	31.44
436.333	16.6	-12.4	29	Vertical	46	29.4
920.945	17.92	-3.4	21.32	Vertical	46	28.08

For 8DPSK

Channel No.:78

Frequency (MHz)	Result (dBuV/m)	ARpl (dB)	Pmea (dBuV/m)	Polarity	Limit (dBuV/m)	Margin (dB)
32.4735	32.24	-20.3	52.54	Vertical	40	7.76
84.126	24.7	-20.9	45.6	Vertical	40	15.3
155.518	11.43	-21.9	33.33	Vertical	43.5	32.07
199.9925	15.32	-19.3	34.62	Vertical	43.5	28.18
436.333	16.59	-12.4	28.99	Vertical	46	29.41
896.792	17.52	-3.7	21.22	Vertical	46	28.48

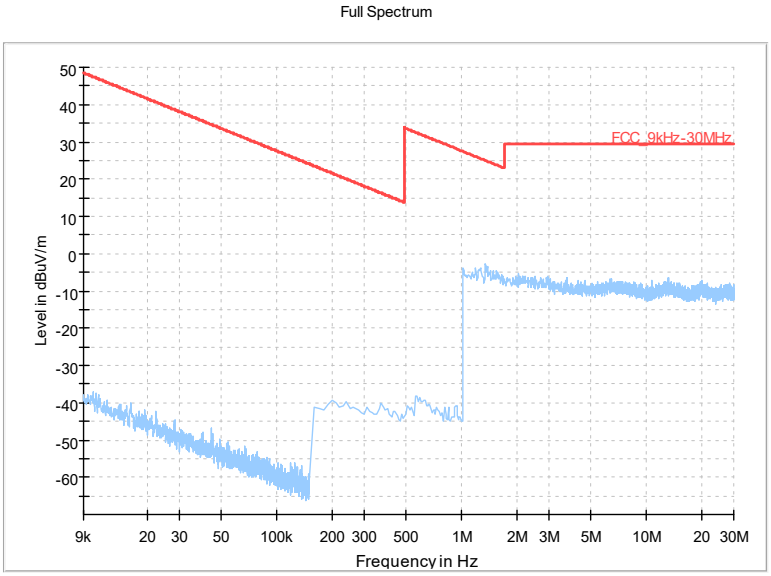

Frequency Range: 9kHz -30MHz
Detector: QP mode

Note：The relevant tests have been performed in order to verify in which mode would have the worst features, the result show above is the worst case.

Carrier frequency (MHz): 2402
Channel No.:0

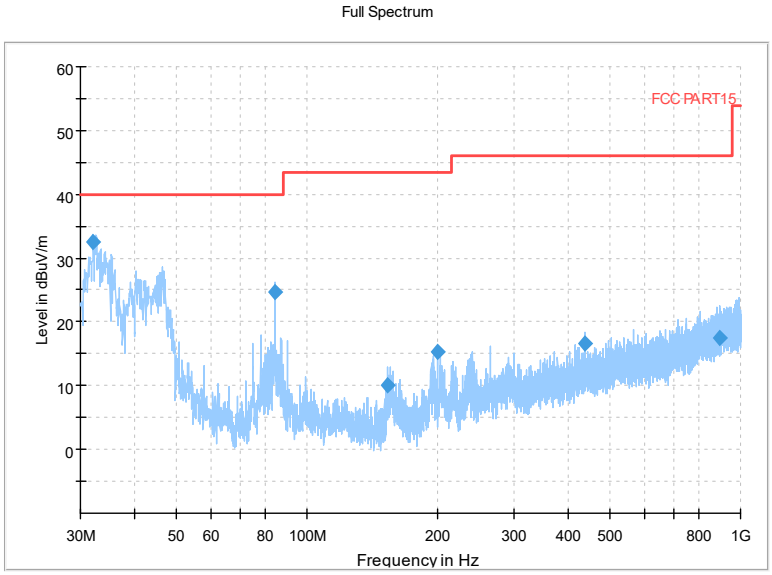

Frequency Range:30MHz-1GHz
Detector: QP mode
Modulation type: GFSK

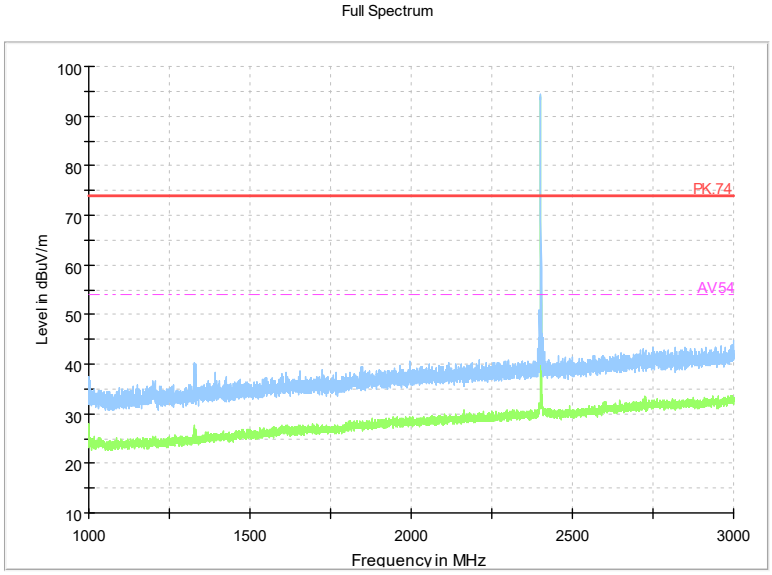

Frequency Range: 1GHz-3GHz
Detector: Av mode and PK mode
Modulation type: GFSK

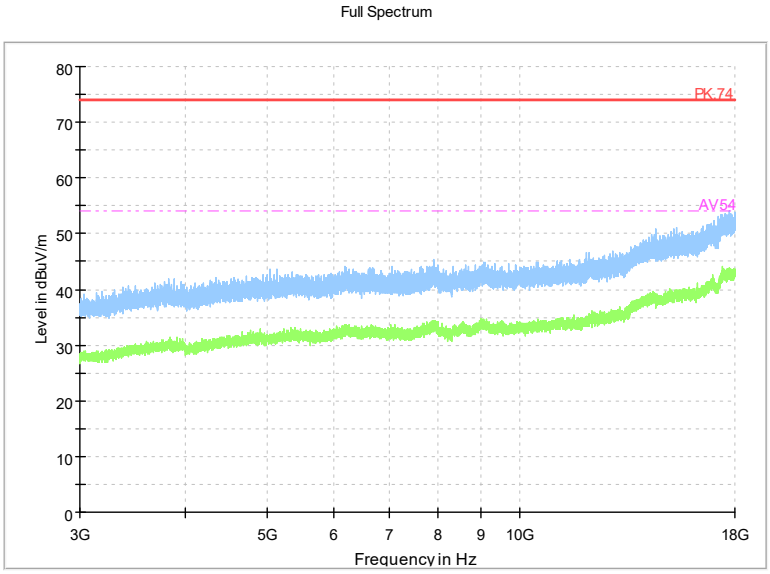

Frequency Range: 3GHz-18GHz
Detector: Av mode and PK mode
Modulation type: GFSK

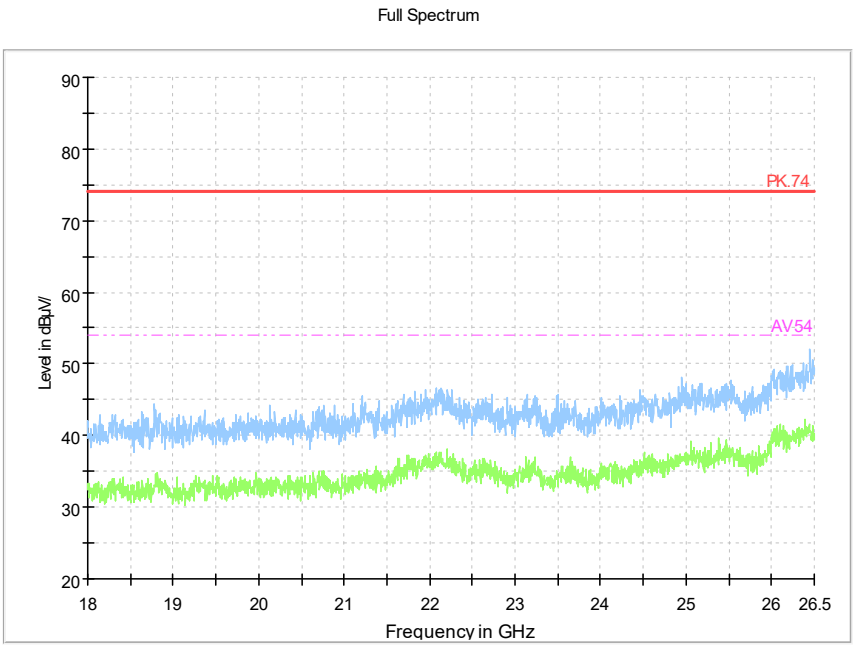

Frequency Range: 18GHz-26GHz
Detector: Av mode and PK mode
Modulation type: GFSK

Full Spectrum

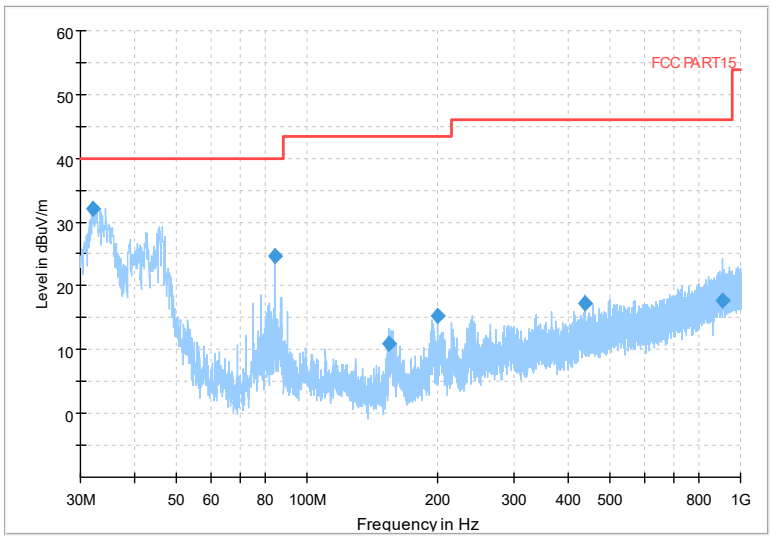

Frequency Range:30MHz-1GHz
Detector: QP mode
Modulation type: π/4DQPSK

Full Spectrum

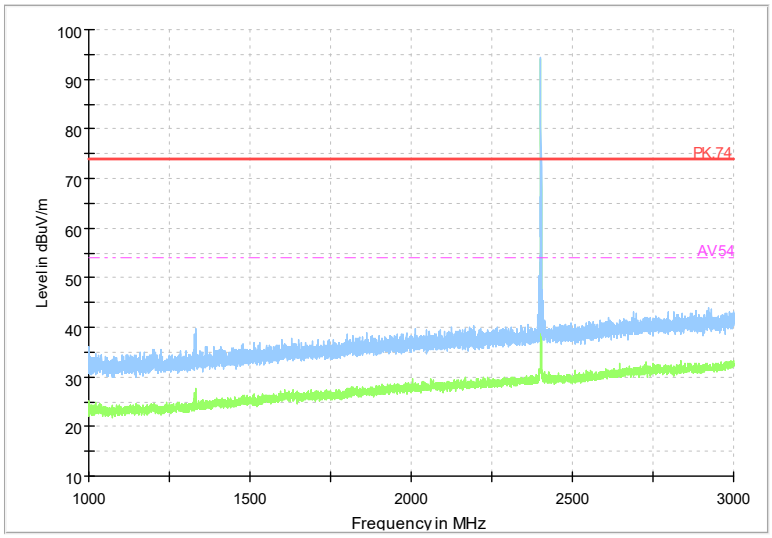

Frequency Range: 1GHz-3GHz
Detector: Av mode and PK mode
Modulation type: π/4DQPSK

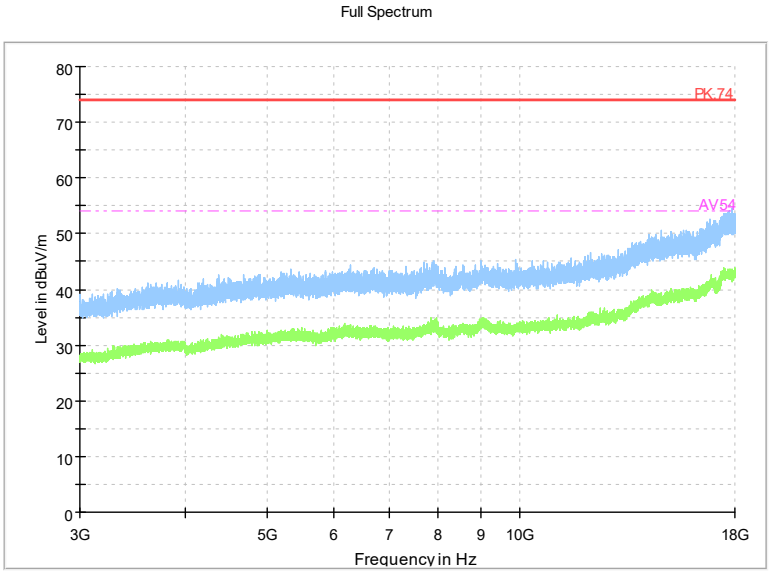

Frequency Range: 3GHz-18GHz
Detector: Av mode and PK mode
Modulation type: π/4DQPSK

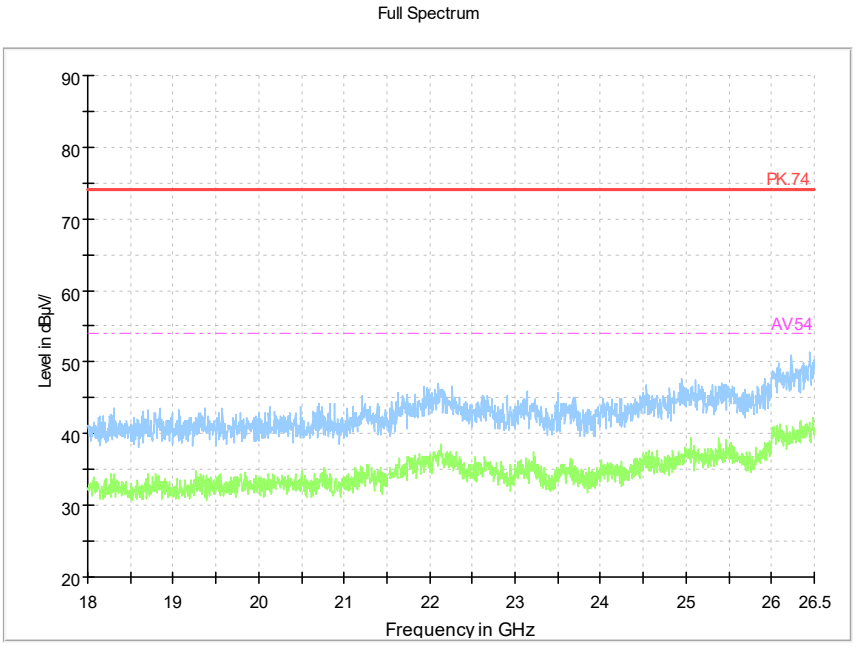

Frequency Range: 18GHz-26GHz
Detector: Av mode and PK mode
Modulation type: π/4DQPSK

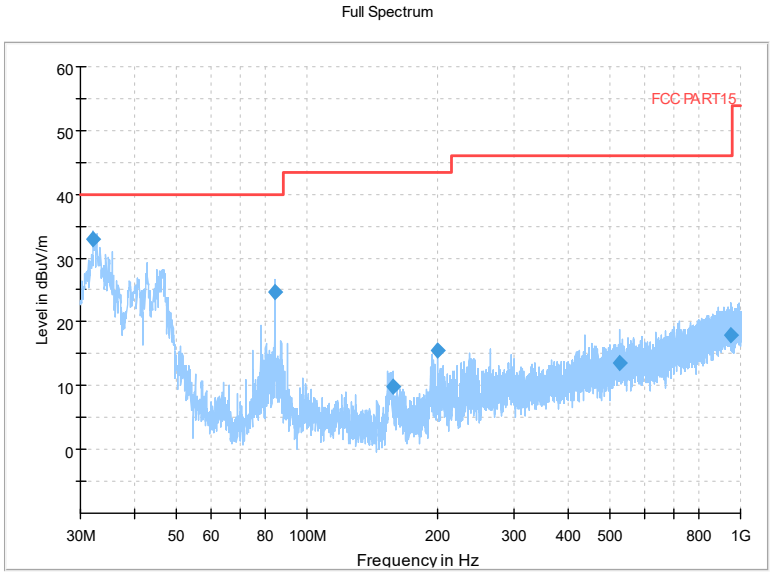

Frequency Range:30MHz-1GHz
Detector: QP mode
Modulation type: 8DPSK

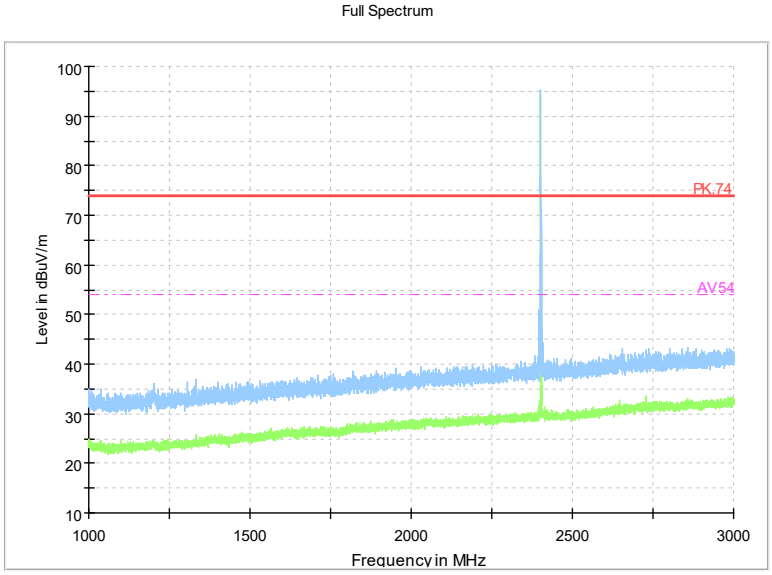

Frequency Range: 1GHz-3GHz
Detector: Av mode and PK mode
Modulation type: 8DPSK

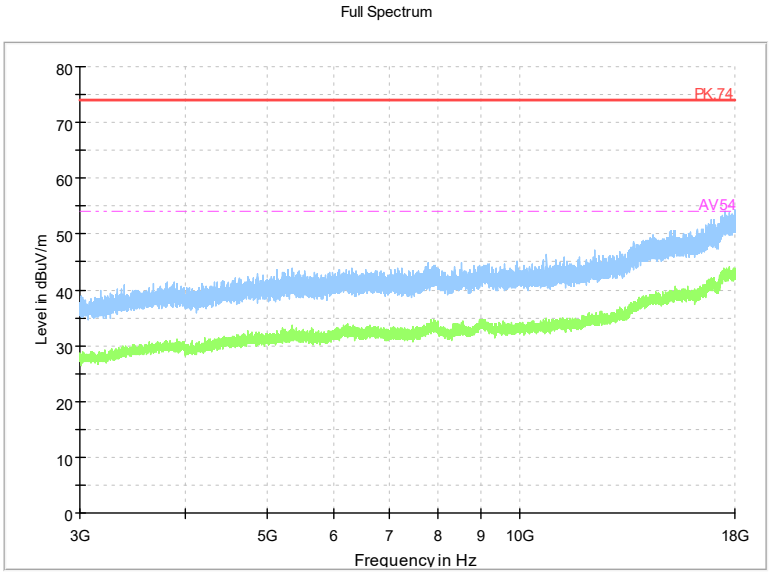

Frequency Range: 3GHz-18GHz
Detector: Av mode and PK mode
Modulation type: 8DPSK

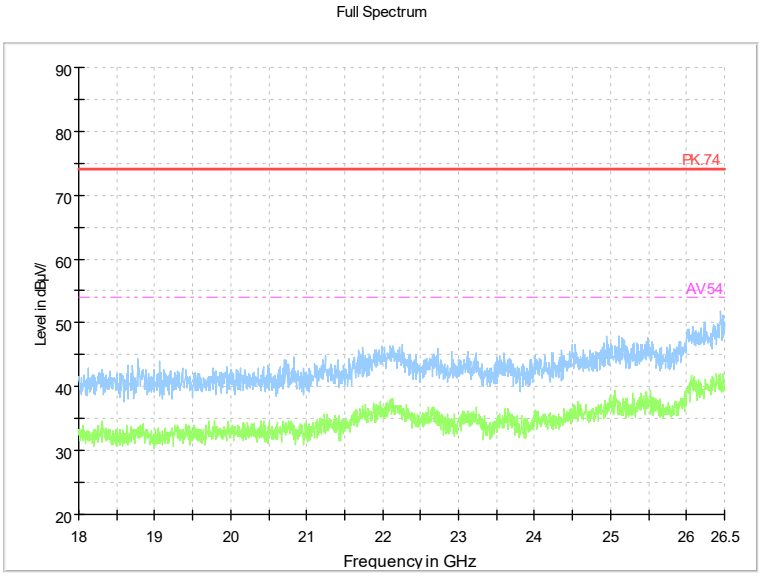

Frequency Range: 18GHz-26GHz
Detector: Av mode and PK mode
Modulation type: 8DPSK

Carrier frequency (MHz): 2440
Channel No：39

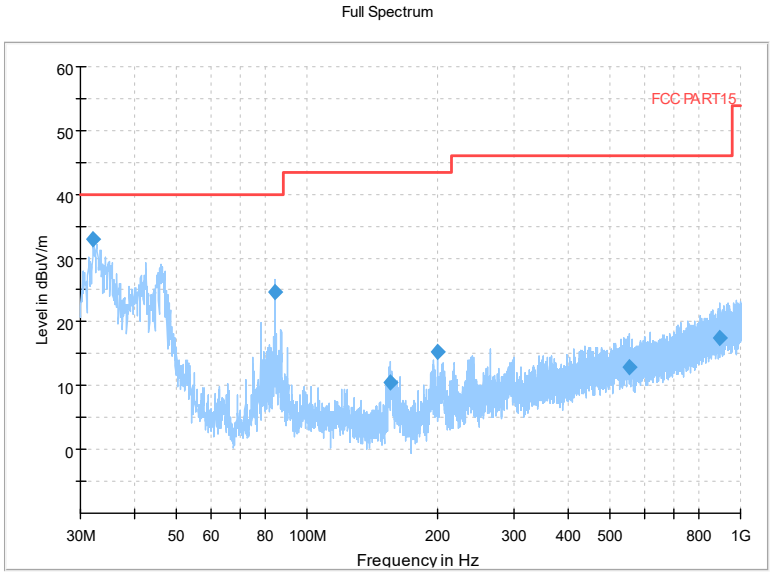

Frequency Range: 30MHz-1GHz
Detector: QP mode
Modulation type: GFSK

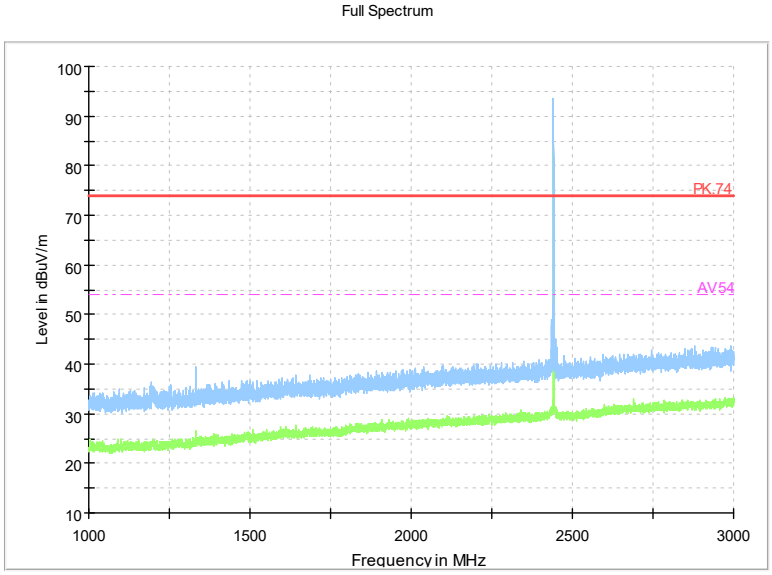

Frequency Range: 1GHz-3GHz
Detector: Av mode and PK mode
Modulation type: GFSK

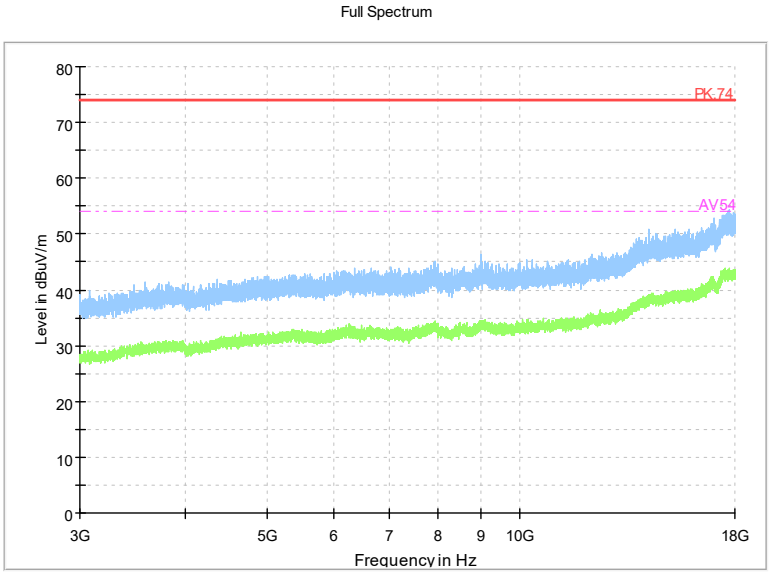

Frequency Range: 3GHz-18GHz
Detector: Av mode and PK mode
Modulation type: GFSK

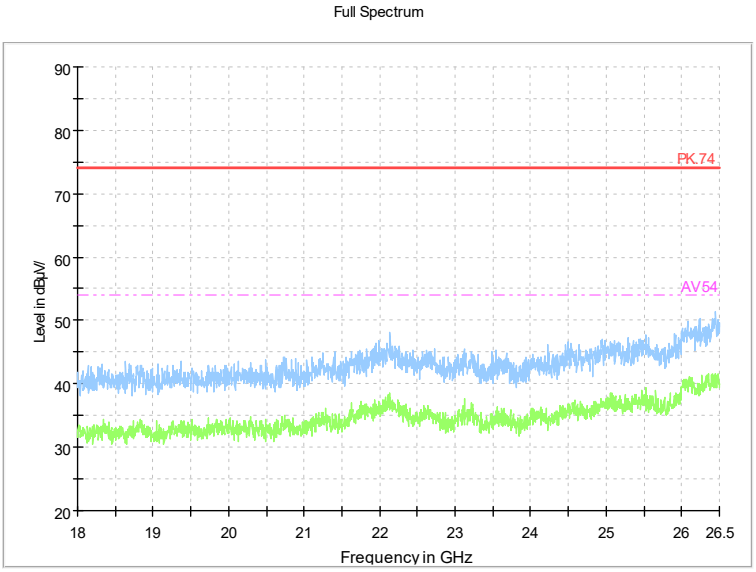

Frequency Range: 18GHz-26GHz
Detector: Av mode and PK mode
Modulation type: GFSK

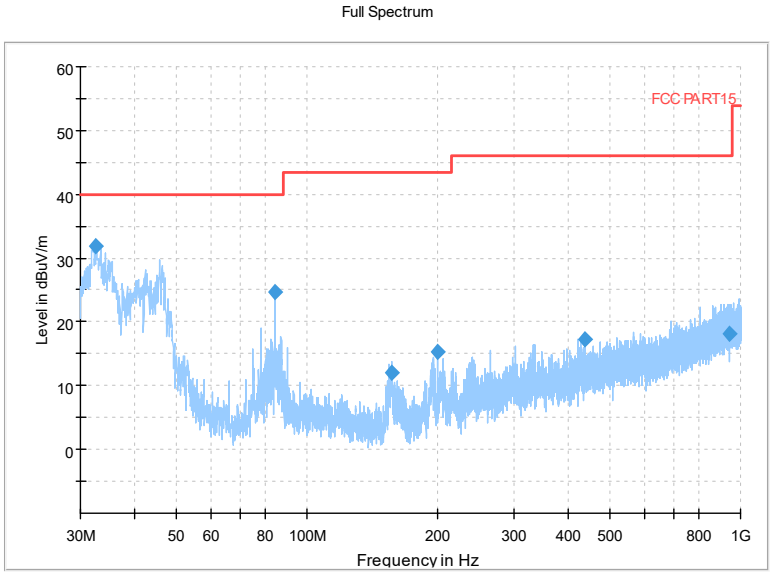

Frequency Range: 30MHz-1GHz
Detector:QP mode
Modulation type: π/4DQPSK

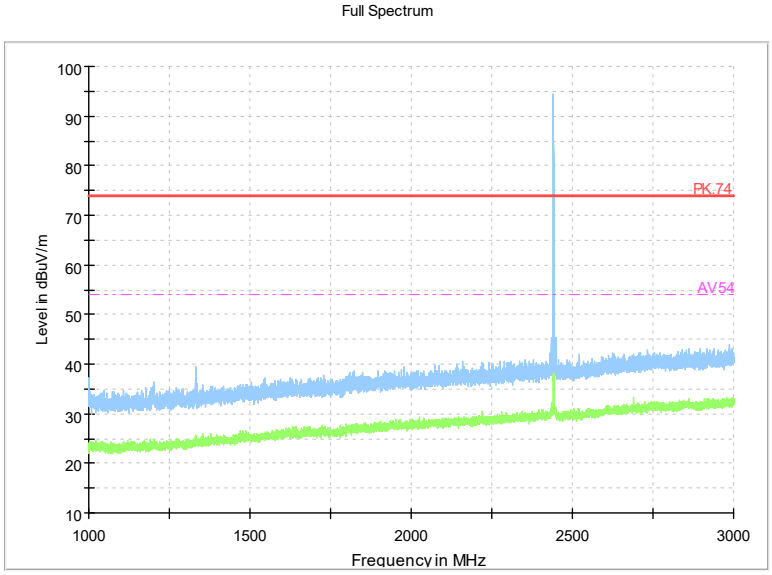

Frequency Range: 1GHz-3GHz
Detector: Av mode and PK mode
Modulation type: π/4DQPSK

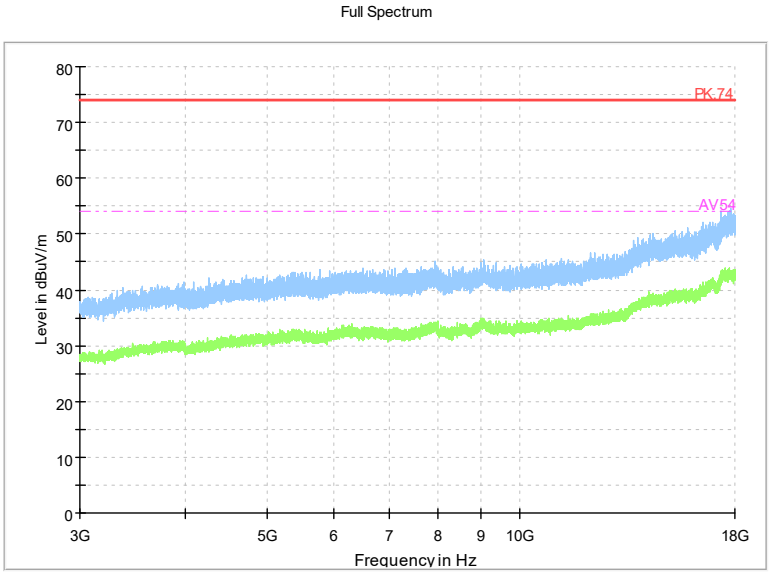

Frequency Range: 3GHz-18GHz
Detector: Av mode and PK mode
Modulation type: π/4DQPSK

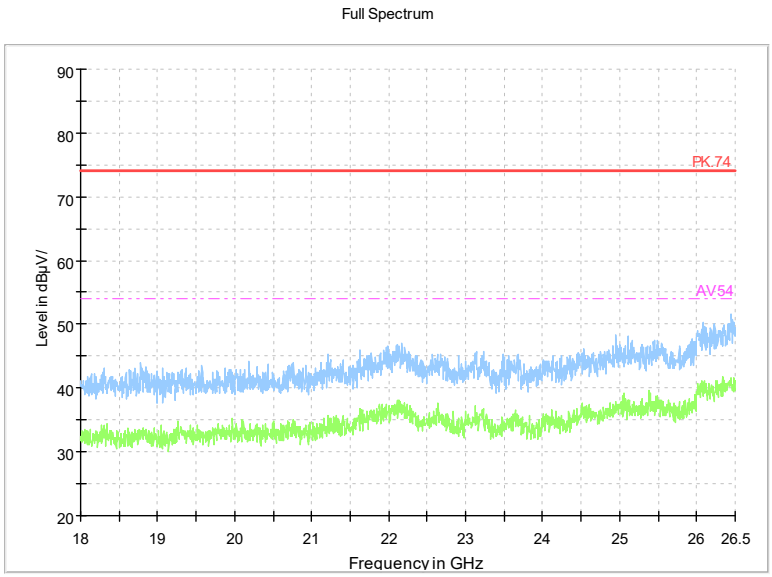

Frequency Range: 18GHz-26GHz
Detector: Av mode and PK mode
Modulation type: π/4DQPSK

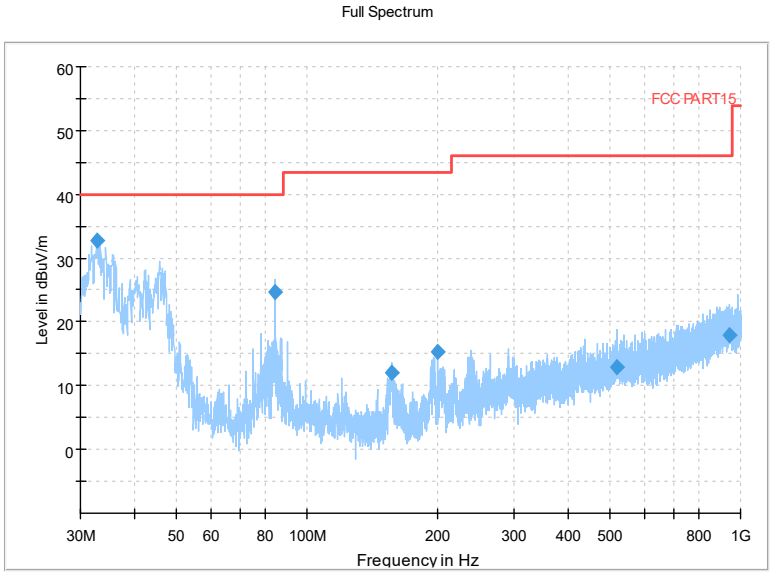

Frequency Range: 30MHz-1GHz
Detector: QP mode
Modulation type: 8DPSK

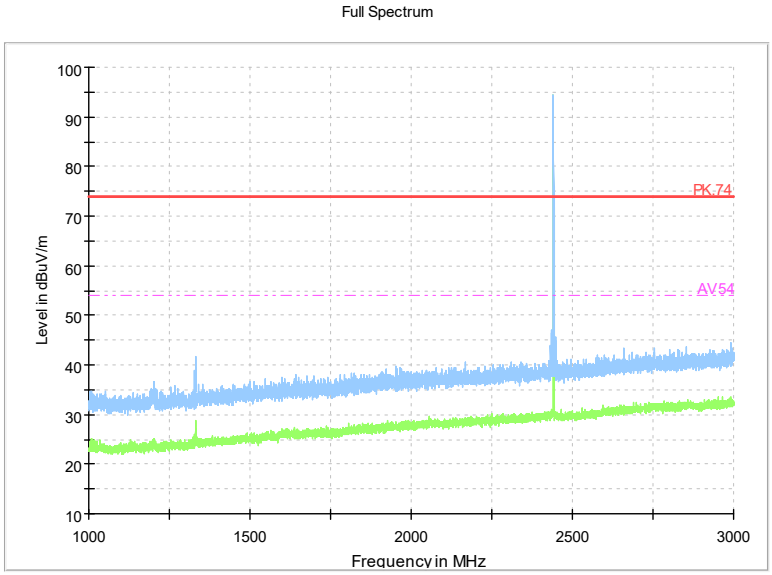

Frequency Range: 1GHz-3GHz
Detector: Av mode and PK mode
Modulation type: 8DPSK

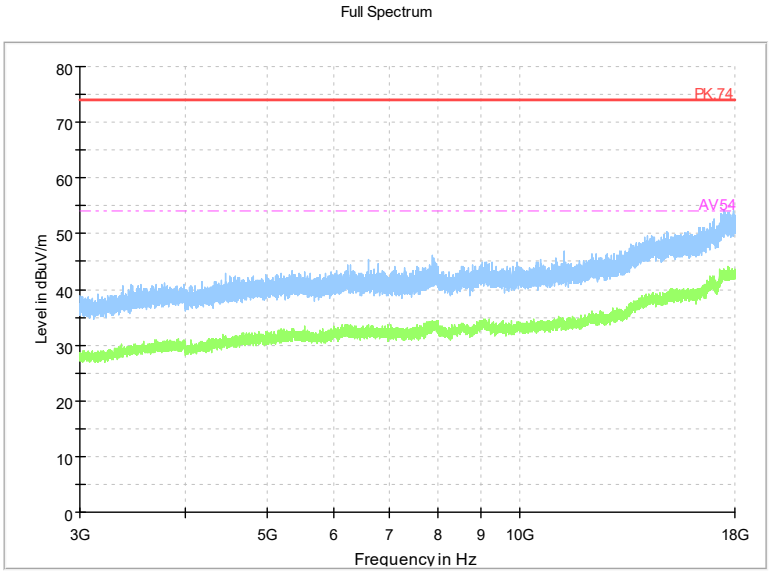

Frequency Range: 3GHz-18GHz
Detector: Av mode and PK mode
Modulation type: 8DPSK

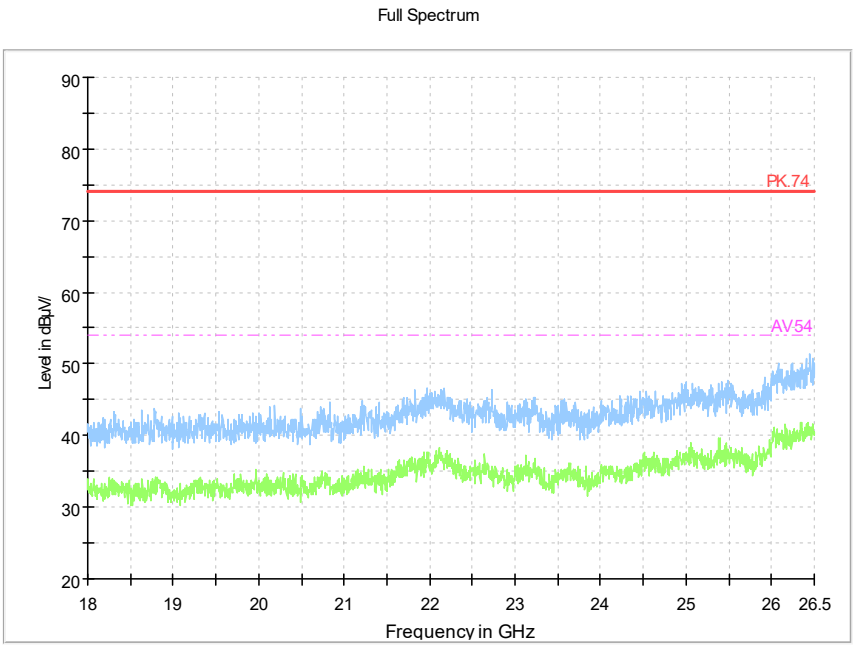

Frequency Range: 18GHz-26GHz
Detector: Av mode and PK mode
Modulation type: 8DPSK

Carrier frequency (MHz): 2480
Channel No:78

Full Spectrum

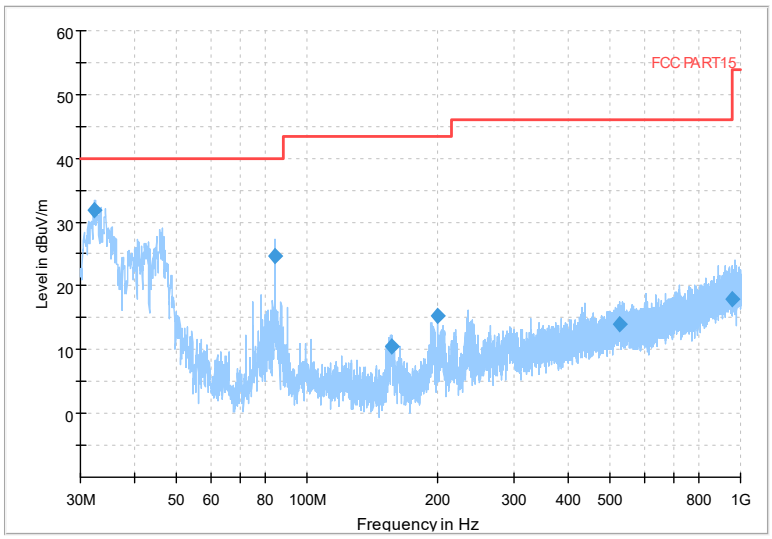

Frequency Range:30MHz-1GHz
Detector: QP mode
Modulation type: GFSK

Full Spectrum

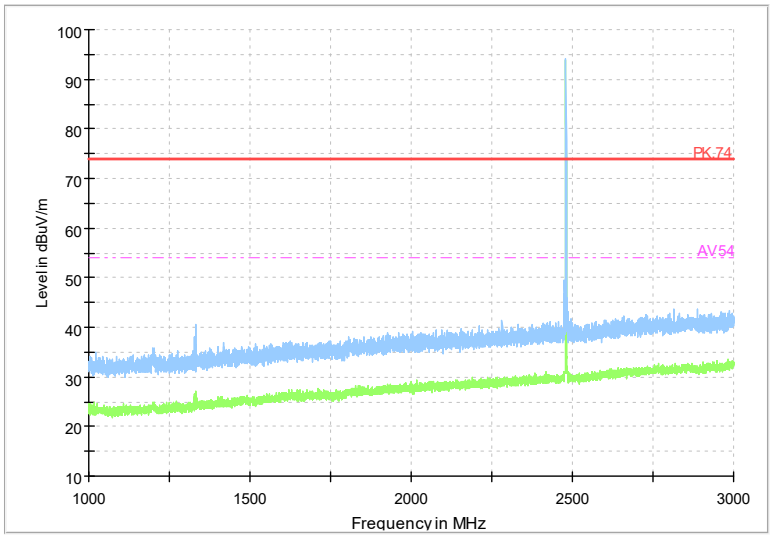

Frequency Range: 1GHz-3GHz
Detector: Av mode and PK mode
Modulation type: GFSK

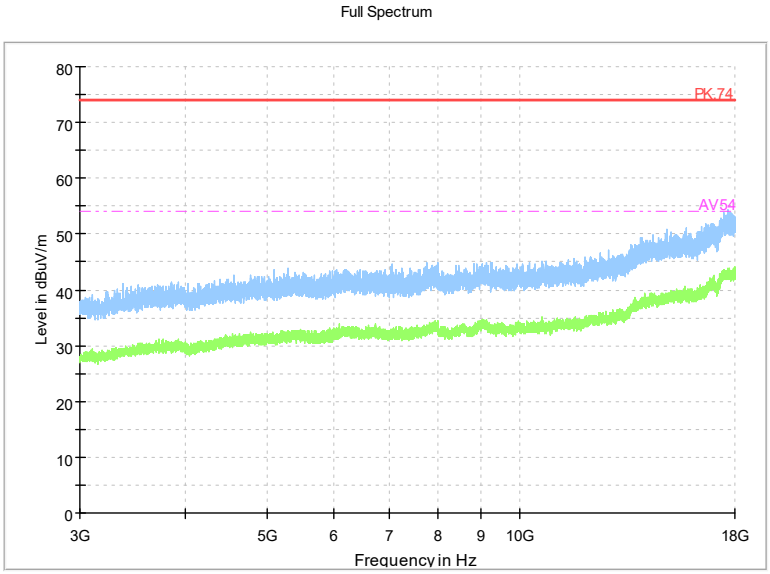

Frequency Range: 3GHz-18GHz
Detector: Av mode and PK mode
Modulation type: GFSK

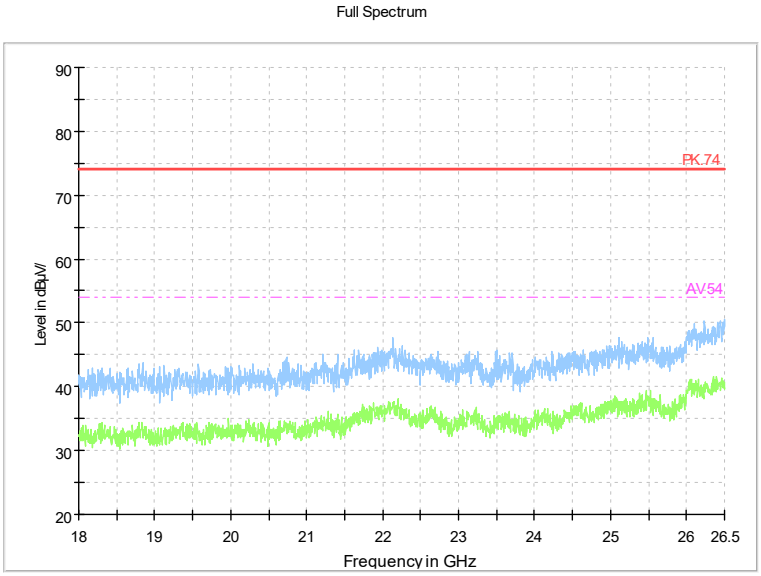

Frequency Range: 18GHz-26GHz
Detector: Av mode and PK mode
Modulation type: GFSK

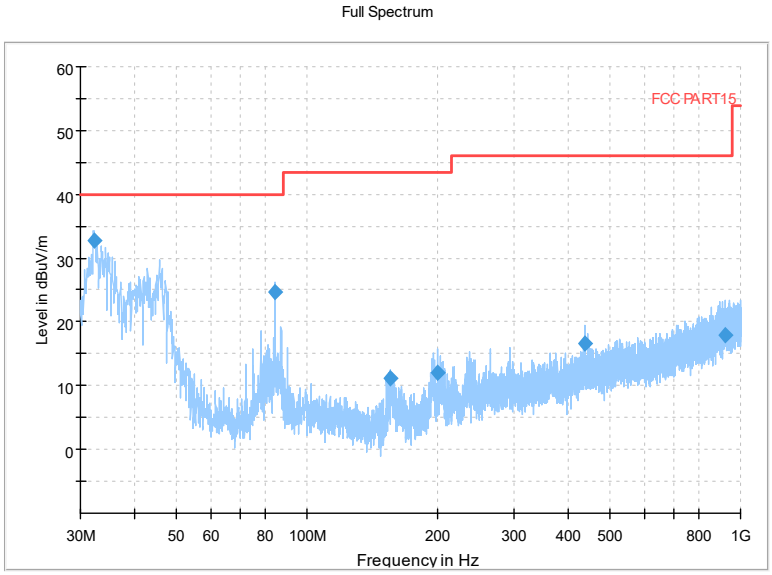

Frequency Range: 30MHz-1GHz
Detector: QP mode
Modulation type: π/4DQPSK

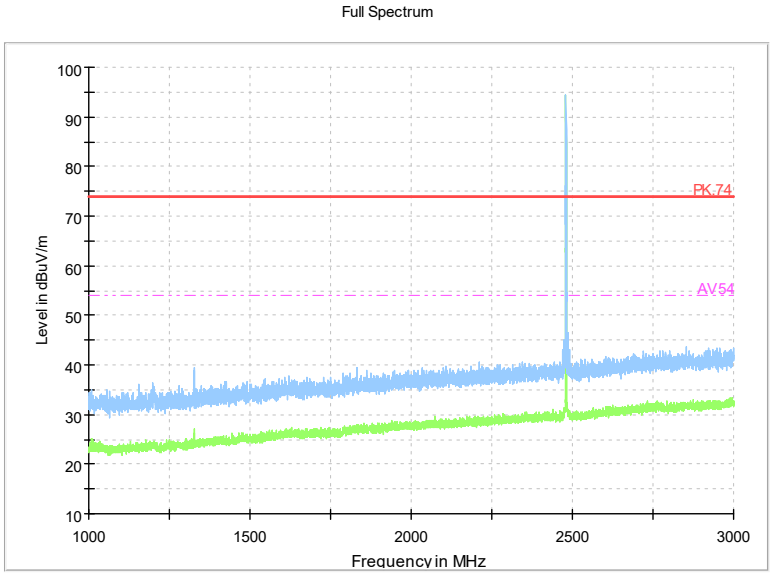

Frequency Range: 1GHz-3GHz
Detector: Av mode and PK mode
Modulation type: π/4DQPSK

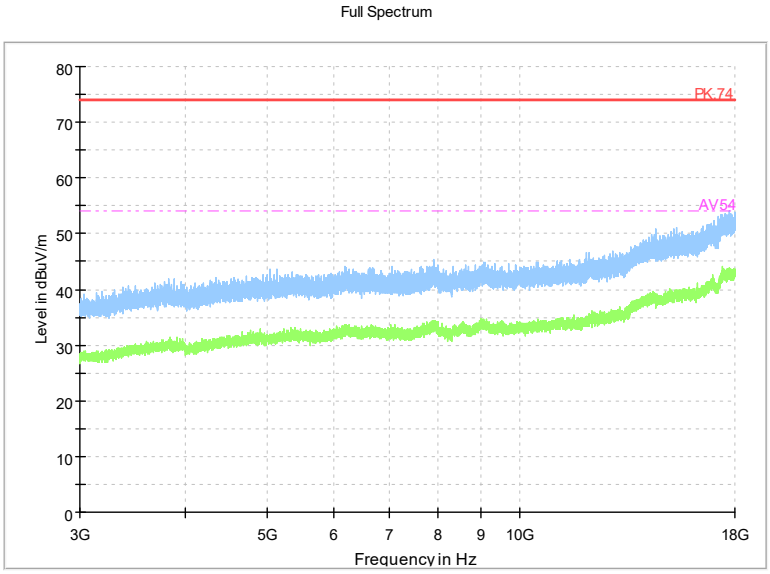

Frequency Range: 3GHz-18GHz
Detector: Av mode and PK mode
Modulation type: π/4DQPSK

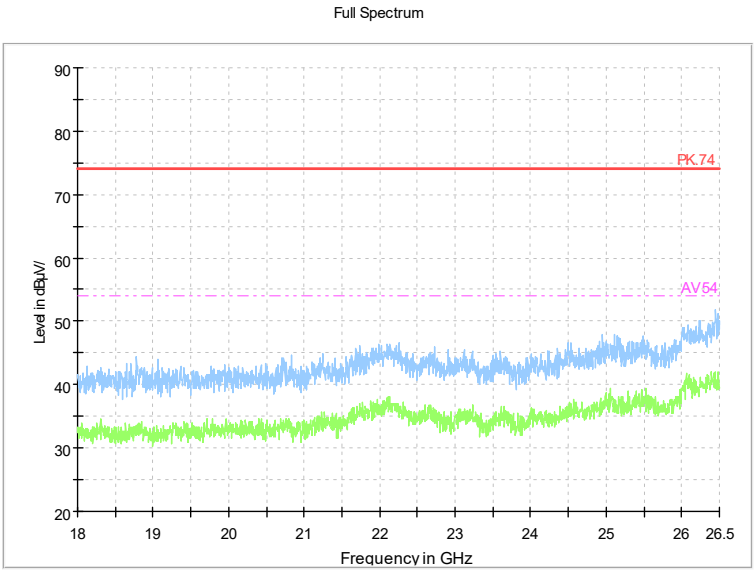

Frequency Range: 18GHz-26GHz
Detector: Av mode and PK mode
Modulation type: π/4DQPSK

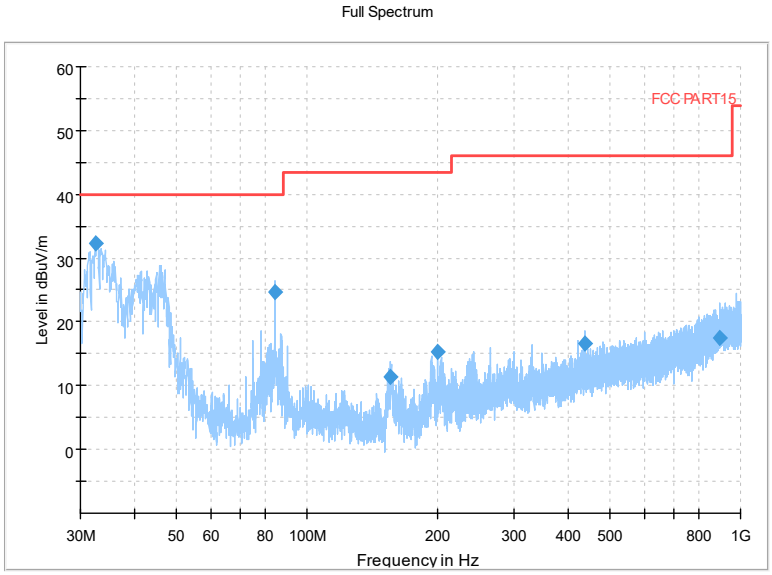

Frequency Range: 30MHz-1GHz
Detector: QP mode
Modulation type: 8DPSK

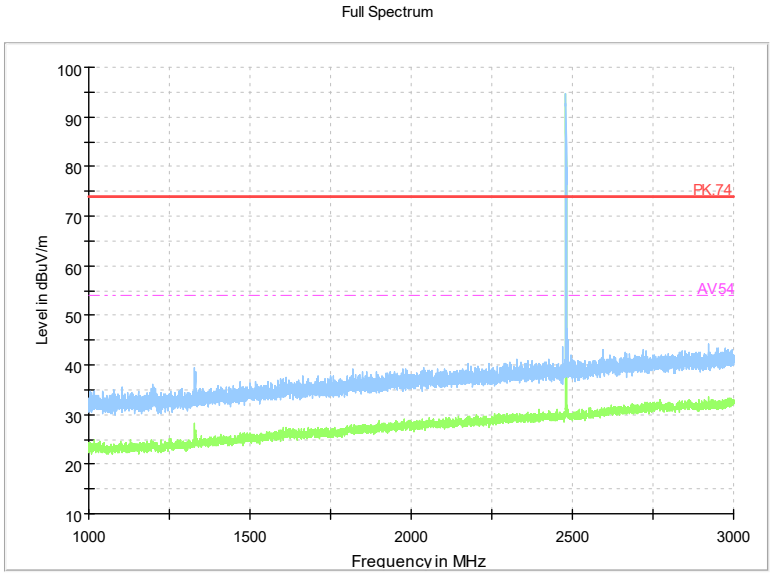

Frequency Range: 1GHz-3GHz
Detector: Av mode and PK mode
Modulation type: 8DPSK

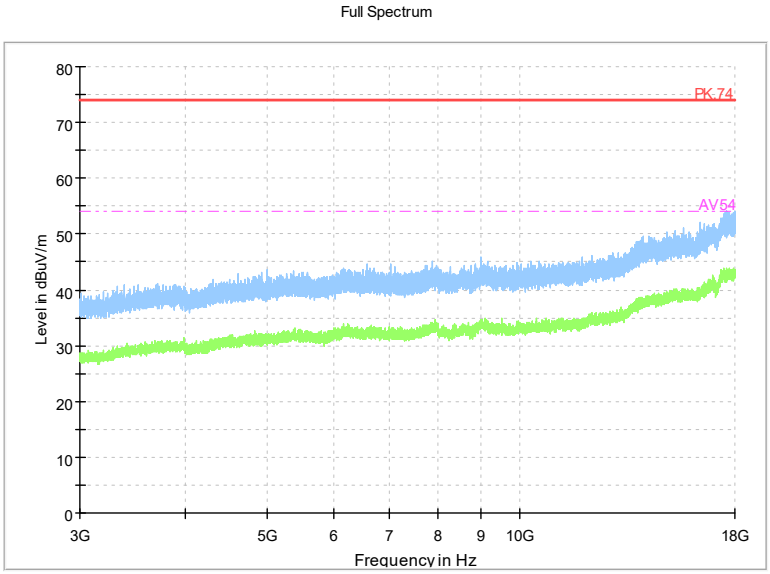

Frequency Range: 3GHz-18GHz
Detector: Av mode and PK mode
Modulation type: 8DPSK

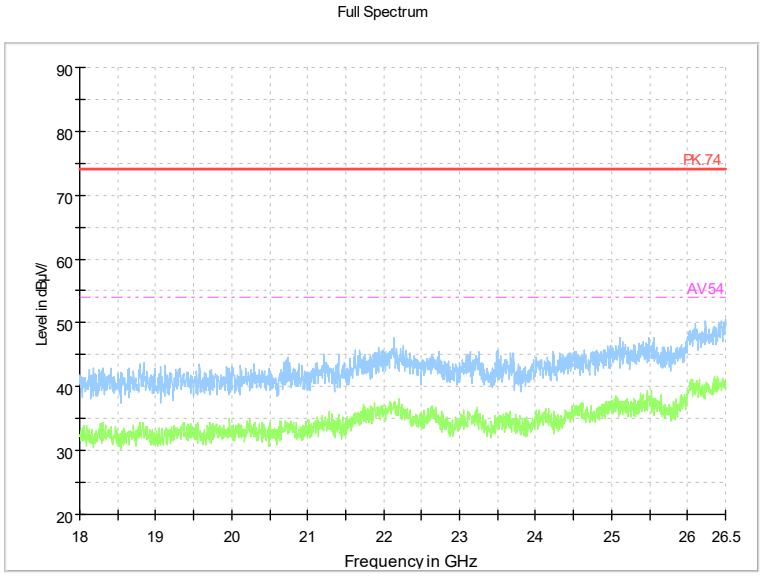

Frequency Range: 18GHz-26GHz
Detector: Av mode and PK mode
Modulation type: 8DPSK

---End of Test Report---