APPENDIX A: TEST CONFIGURATIONS AND TEST DATA

A1: TEST CONFIGURATION

Mode 1 Main Antenna

The bottom of the EUT to the flat phantom distance 9 mm

Mode 2 Main Antenna



The tip of the EUT to the flat phantom distance 0mm

Mode 3 Auxiliary Antenna



The bottom of the EUT to the flat phantom distance 3 mm

Mode 4 Auxiliary Antenna

The tip of the EUT to the flat phantom distance 0 mm

Mode 5 Main Antenna

The bottom of the EUT to the flat phantom distance 9 mm

Mode 6 Main Antenna



The tip of the EUT to the flat phantom distance 0 mm

Mode 7 Auxiliary Antenna



The bottom of the EUT to the flat phantom distance 3 mm

Mode 8 Auxiliary Antenna

The tip of the EUT to the flat phantom distance 0 mm

EUT Photo



ADT CORP.

Liquid Level Photo

2450MHz D=155mm



A2 : TEST DATA

Date/Time: 07/13/04 22:31:36

Test Laboratory: Advance Data Technology

223II0 Main Antenna Bottom 11b Mode 1 Ch 1

DUT: Notebook PC ; Type: 223110 ; Test Channel Frequency: 2412 MHz

Communication System: 802.11b ; Frequency: 2412 MHz; Duty Cycle: 1:1; Modulation type: CCK
Medium: MSL2450 (σ = 1.9717 mho/m, ε_r = 50.7249, ρ = 1000 kg/m^3) ; Liquid level : 155mm
Phantom section: Flat Section ; Separation distance : 9 mm (The bottom side of the EUT to the Phantom)
Antenna type : Internal Antenna ; Air temp. : 22.0 degrees ; Liquid temp. : 21.0 degrees
DASY4 Configuration:
- Probe: ET3DV6 - SN1687; ConvF(4.6, 4.6, 4.6); Calibrated: 2003/11/24
- Sensor-Surface: 4mm (Mechanical Surface Detection)
- Electronics: DAE3 Sn579; Calibrated: 2003/8/15
- Phantom: SAM 12; Type: SAM V4.0; Serial: TP 1202
- Measurement SW: DASY4, V4.1 Build 47; Postprocessing SW: SEMCAD, V1.6 Build 115

Channel 1/Area Scan (7x5x1): Measurement grid: dx=15mm, dy=15mm
Reference Value = 0.657 V/m
Power Drift = 0.2 dB
Maximum value of SAR = 0.00175 mW/g

Channel 1/Zoon Scan (7x7x7)/Cube 0: Measurement grid: dx=5mm, dy=5mm, dz=5mm
Peak SAR (extrapolated) = 0.00188 W/kg
SAR(1 g) = 0.00103 mW/g; SAR(10 g) = 0.000811 mW/g
Reference Value = 0.657 V/m
Power Drift = 0.2 dB
Maximum value of SAR = 0.00182 mW/g

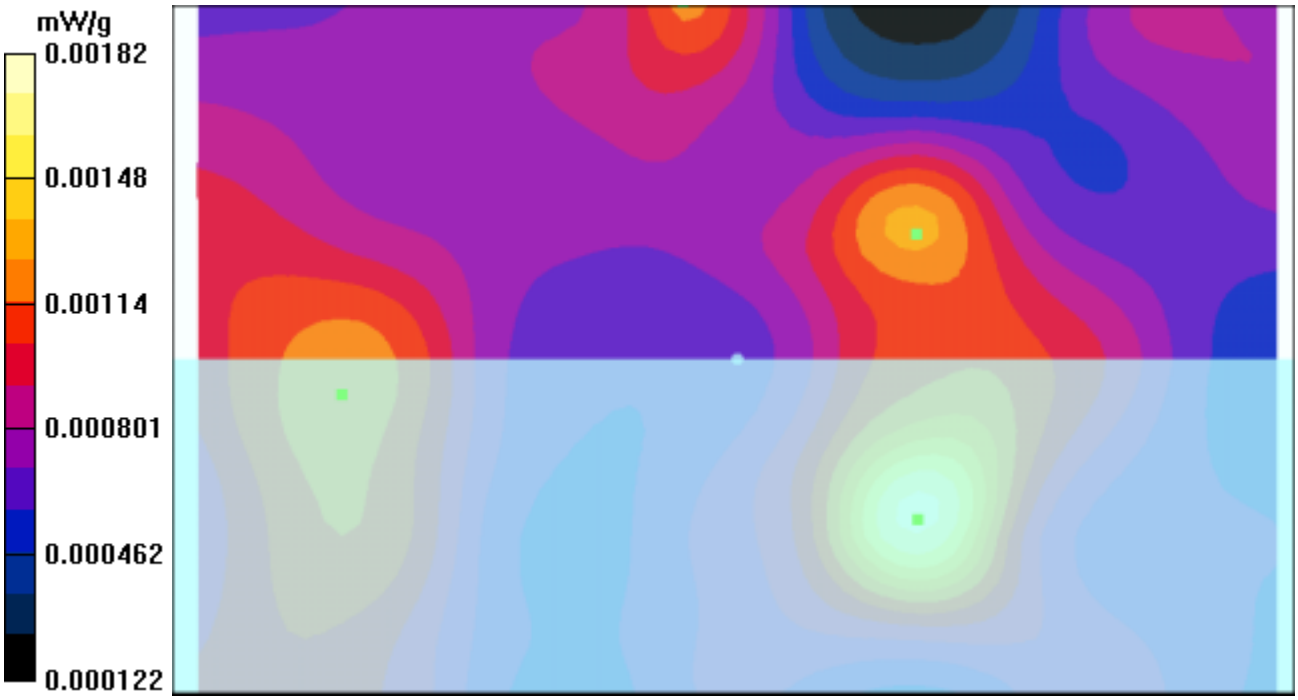

Date/Time: 07/13/04 22:52:16

Test Laboratory: Advance Data Technology

223II0 Main Antenna Bottom 11b Mode 1 Ch 6

DUT: Notebook PC ; Type: 223110 ; Test Channel Frequency: 2437 MHz

Communication System: 802.11b ; Frequency: 2437 MHz; Duty Cycle: 1:1; Modulation type: CCK
Medium: MSL2450 (σ = 2.0037 mho/m, ε_r = 50.6717, ρ = 1000 kg/m^3) ; Liquid level : 155mm
Phantom section: Flat Section ; Separation distance : 9 mm (The bottom side of the EUT to the Phantom)
Antenna type : Internal Antenna ; Air temp. : 22.0 degrees ; Liquid temp. : 21.0 degrees
DASY4 Configuration:
- Probe: ET3DV6 - SN1687; ConvF(4.6, 4.6, 4.6); Calibrated: 2003/11/24
- Sensor-Surface: 4mm (Mechanical Surface Detection)
- Electronics: DAE3 Sn579; Calibrated: 2003/8/15
- Phantom: SAM 12; Type: SAM V4.0; Serial: TP 1202
- Measurement SW: DASY4, V4.1 Build 47; Postprocessing SW: SEMCAD, V1.6 Build 115

Channel 6/Area Scan (7x5x1): Measurement grid: dx=15mm, dy=15mm
Reference Value = 0.704 V/m
Power Drift = -0.2 dB
Maximum value of SAR = 0.00183 mW/g

Channel 6/Zoon Scan (7x7x7)/Cube 0: Measurement grid: dx=5mm, dy=5mm, dz=5mm
Peak SAR (extrapolated) = 0.00205 W/kg
SAR(1 g) = 0.00139 mW/g; SAR(10 g) = 0.00101 mW/g
Reference Value = 0.704 V/m
Power Drift = -0.2 dB
Maximum value of SAR = 0.00198 mW/g



Date/Time: 07/13/04 23:12:10

Test Laboratory: Advance Data Technology

223II0 Main Antenna Bottom 11b Mode 1 Ch 11

DUT: Notebook PC ; Type: 223110 ; Test Channel Frequency: 2462 MHz

Communication System: 802.11b ; Frequency: 2462 MHz; Duty Cycle: 1:1; Modulation type: CCK
Medium: MSL2450 (σ = 2.0308 mho/m, ε_r = 50.6184, ρ = 1000 kg/m^3) ; Liquid level : 155mm
Phantom section: Flat Section ; Separation distance : 9 mm (The bottom side of the EUT to the Phantom)
Antenna type : Internal Antenna ; Air temp. : 22.0 degrees ; Liquid temp. : 21.0 degrees
DASY4 Configuration:
- Probe: ET3DV6 - SN1687; ConvF(4.6, 4.6, 4.6); Calibrated: 2003/11/24
- Sensor-Surface: 4mm (Mechanical Surface Detection)
- Electronics: DAE3 Sn579; Calibrated: 2003/8/15
- Phantom: SAM 12; Type: SAM V4.0; Serial: TP 1202
- Measurement SW: DASY4, V4.1 Build 47; Postprocessing SW: SEMCAD, V1.6 Build 115

Channel 11/Area Scan (7x5x1): Measurement grid: dx=15mm, dy=15mm
Reference Value = 0.692 V/m
Power Drift = 0.2 dB
Maximum value of SAR = 0.0017 mW/g

Channel 11/Zoon Scan (7x7x7)/Cube 0: Measurement grid: dx=5mm, dy=5mm, dz=5mm
Peak SAR (extrapolated) = 0.00225 W/kg
SAR(1 g) = 0.00151 mW/g; SAR(10 g) = 0.00116 mW/g
Reference Value = 0.692 V/m
Power Drift = 0.2 dB
Maximum value of SAR = 0.00221 mW/g



Date/Time: 07/14/04 00:26:40

Test Laboratory: Advance Data Technology

223II0 Main Antenna Tip 11b Mode 2 Ch 1

DUT: Note Book PC ; Type: 223110 ; Test Channel Frequency: 2412 MHz

Communication System: 802.11b ; Frequency: 2412 MHz; Duty Cycle: 1:1; Modulation type: CCK
Medium: MSL2450 (σ = 1.9717 mho/m, ε_r = 50.7249, ρ = 1000 kg/m^3) ; Liquid level : 155 mm
Phantom section: Flat Section ; Separation distance : 0 mm (The tip of the EUT to the Phantom)
Antenna type : Internal Antenna ; Air temp. : 22.0 degrees ; Liquid temp. : 21.0 degrees
DASY4 Configuration:
- Probe: ET3DV6 - SN1687; ConvF(4.6, 4.6, 4.6); Calibrated: 2003/11/24
- Sensor-Surface: 4mm (Mechanical Surface Detection)
- Electronics: DAE3 Sn579; Calibrated: 2003/8/15
- Phantom: SAM 12; Type: SAM V4.0; Serial: TP 1202
- Measurement SW: DASY4, V4.1 Build 47; Postprocessing SW: SEMCAD, V1.6 Build 115

Channel 1/Area Scan (5x9x1): Measurement grid: dx=15mm, dy=15mm
Reference Value = 3.71 V/m
Power Drift = 0.2 dB
Maximum value of SAR = 0.0252 mW/g

Channel 1/Zoon Scan (7x7x7)/Cube 0: Measurement grid: dx=5mm, dy=5mm, dz=5mm
Peak SAR (extrapolated) = 0.0315 W/kg
SAR(1 g) = 0.0106 mW/g; SAR(10 g) = 0.00365 mW/g
Reference Value = 3.71 V/m
Power Drift = 0.2 dB
Maximum value of SAR = 0.0301 mW/g



Date/Time: 07/14/04 00:47:36

Test Laboratory: Advance Data Technology

223II0 Main Antenna Tip 11b Mode 2 Ch 6

DUT: Note Book PC ; Type: 223110 ; Test Channel Frequency: 2437 MHz

Communication System: 802.11b ; Frequency: 2437 MHz; Duty Cycle: 1:1; Modulation type: CCK
Medium: MSL2450 (σ = 2.0037 mho/m, ε_r = 50.6717, ρ = 1000 kg/m^3) ; Liquid level : 155 mm
Phantom section: Flat Section ; Separation distance : 0 mm (The tip of the EUT to the Phantom)
Antenna type : Internal Antenna ; Air temp. : 22.0 degrees ; Liquid temp. : 21.0 degrees
DASY4 Configuration:
- Probe: ET3DV6 - SN1687; ConvF(4.6, 4.6, 4.6); Calibrated: 2003/11/24
- Sensor-Surface: 4mm (Mechanical Surface Detection)
- Electronics: DAE3 Sn579; Calibrated: 2003/8/15
- Phantom: SAM 12; Type: SAM V4.0; Serial: TP 1202
- Measurement SW: DASY4, V4.1 Build 47; Postprocessing SW: SEMCAD, V1.6 Build 115

Channel 6/Area Scan (5x9x1): Measurement grid: dx=15mm, dy=15mm
Reference Value = 2.79 V/m
Power Drift = 0.1 dB
Maximum value of SAR = 0.0164 mW/g

Channel 6/Zoon Scan (7x7x7)/Cube 0: Measurement grid: dx=5mm, dy=5mm, dz=5mm
Peak SAR (extrapolated) = 0.0277 W/kg
SAR(1 g) = 0.00847 mW/g; SAR(10 g) = 0.00306 mW/g
Reference Value = 2.79 V/m
Power Drift = 0.1 dB
Maximum value of SAR = 0.0234 mW/g

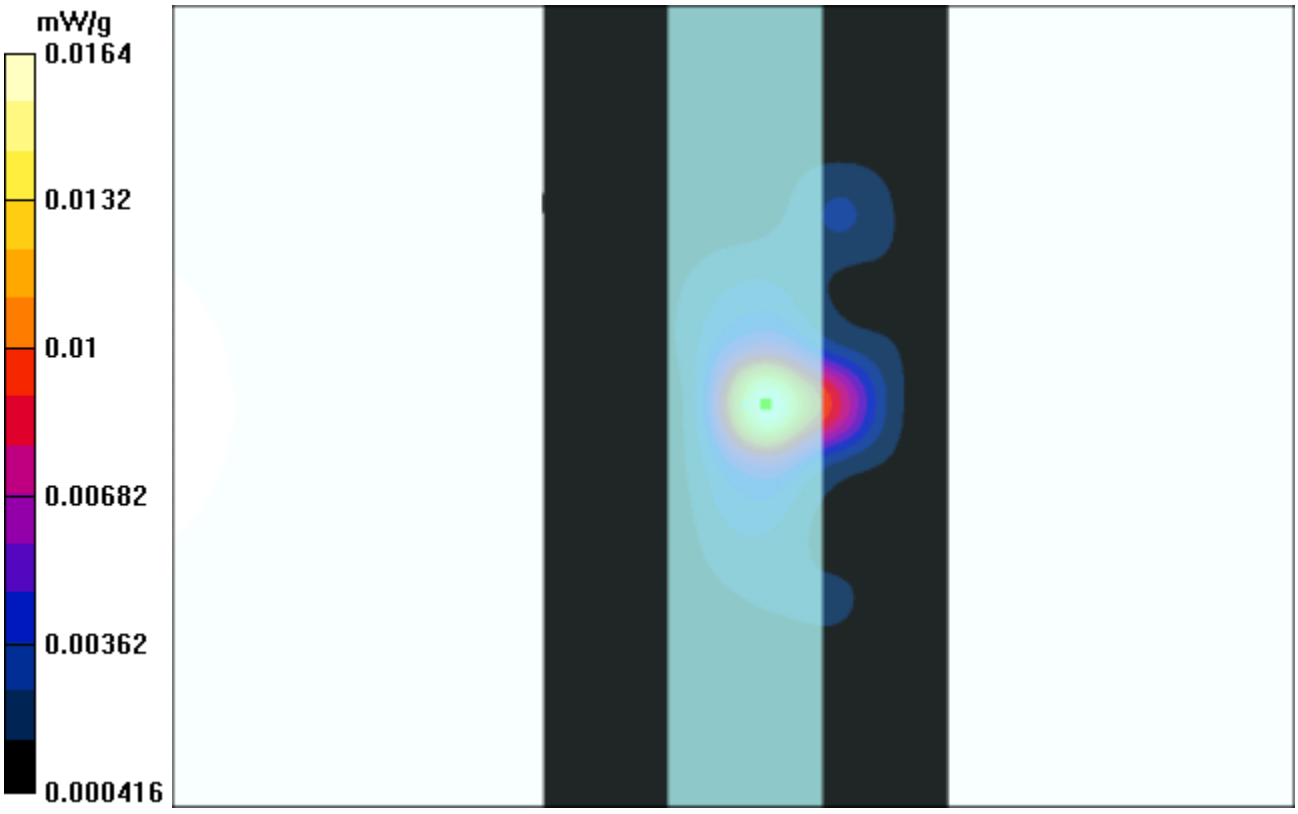

Date/Time: 07/14/04 01:08:18

Test Laboratory: Advance Data Technology

223II0 Main Antenna Tip 11b Mode 2 Ch 11

DUT: Note Book PC ; Type: 223110 ; Test Channel Frequency: 2462 MHz

Communication System: 802.11b ; Frequency: 2462 MHz; Duty Cycle: 1:1; Modulation type: CCK
Medium: MSL2450 (σ = 2.0308 mho/m, ε_r = 50.6184, ρ = 1000 kg/m^3) ; Liquid level : 155 mm
Phantom section: Flat Section ; Separation distance : 0 mm (The tip of the EUT to the Phantom)
Antenna type : Internal Antenna ; Air temp. : 22.0 degrees ; Liquid temp. : 21.0 degrees
DASY4 Configuration:
- Probe: ET3DV6 - SN1687; ConvF(4.6, 4.6, 4.6); Calibrated: 2003/11/24
- Sensor-Surface: 4mm (Mechanical Surface Detection)
- Electronics: DAE3 Sn579; Calibrated: 2003/8/15
- Phantom: SAM 12; Type: SAM V4.0; Serial: TP 1202
- Measurement SW: DASY4, V4.1 Build 47; Postprocessing SW: SEMCAD, V1.6 Build 115

Channel 11/Area Scan (5x9x1): Measurement grid: dx=15mm, dy=15mm
Reference Value = 2.32 V/m
Power Drift = -0.2 dB
Maximum value of SAR = 0.0103 mW/g

Channel 11/Zoon Scan (7x7x7)/Cube 0: Measurement grid: dx=5mm, dy=5mm, dz=5mm
Peak SAR (extrapolated) = 0.0169 W/kg
SAR(1 g) = 0.00493 mW/g; SAR(10 g) = 0.0019 mW/g
Reference Value = 2.32 V/m
Power Drift = -0.2 dB
Maximum value of SAR = 0.0141 mW/g

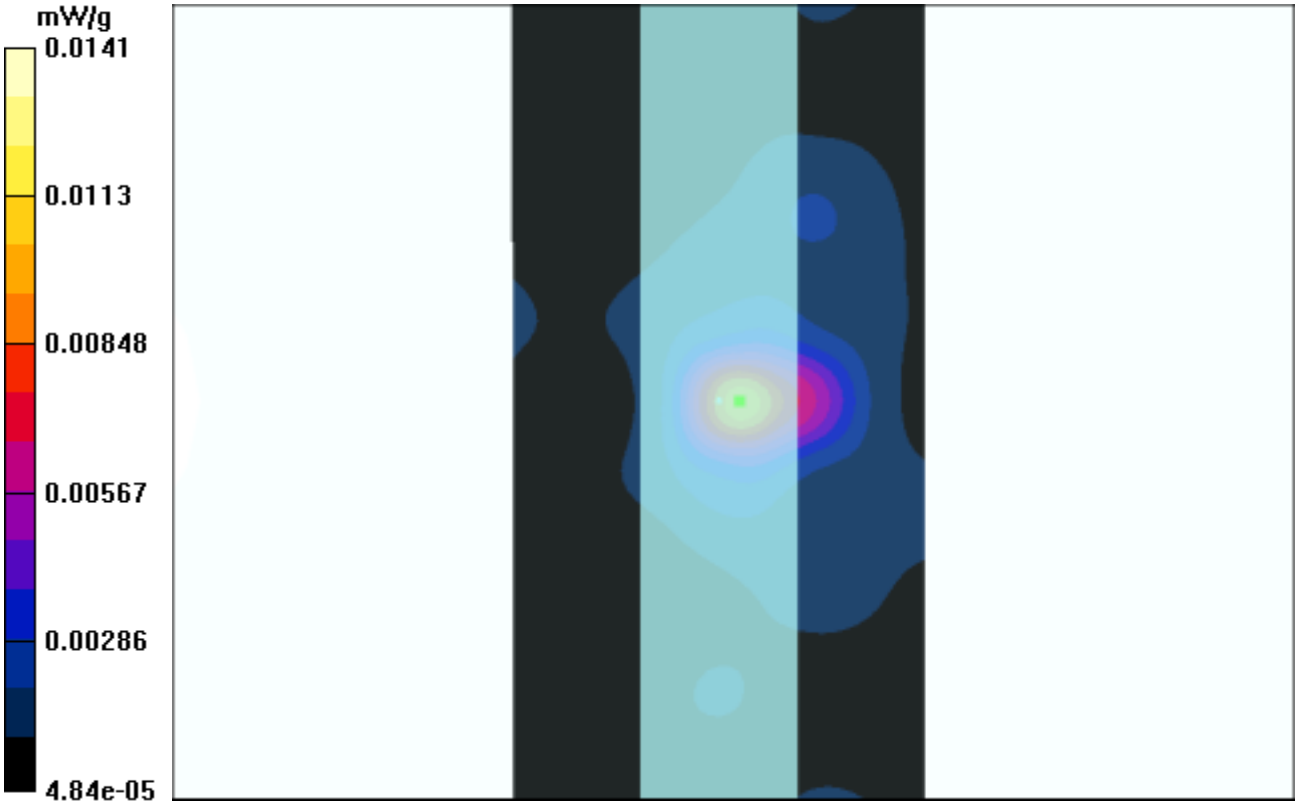

Date/Time: 07/13/04 14:33:39

Test Laboratory: Advance Data Technology

223II0 Auxiliary Antenna Bottom 11b Mode 3 Ch 1

DUT: Notebook PC ; Type: 223110 ; Test Channel Frequency: 2412 MHz

Communication System: 802.11b ; Frequency: 2412 MHz; Duty Cycle: 1:1; Modulation type: CCK
Medium: MSL2450 (σ = 1.9717 mho/m, ε_r = 50.7249, ρ = 1000 kg/m^3) ; Liquid level : 155mm
Phantom section: Flat Section ; Separation distance : 9 mm (The bottom side of the EUT to the Phantom)
Antenna type : Internal Antenna ; Air temp. : 22.0 degrees ; Liquid temp. : 21.0 degrees
DASY4 Configuration:
- Probe: ET3DV6 - SN1687; ConvF(4.6, 4.6, 4.6); Calibrated: 2003/11/24
- Sensor-Surface: 4mm (Mechanical Surface Detection)
- Electronics: DAE3 Sn579; Calibrated: 2003/8/15
- Phantom: SAM 12; Type: SAM V4.0; Serial: TP 1202
- Measurement SW: DASY4, V4.1 Build 47; Postprocessing SW: SEMCAD, V1.6 Build 115

Channel 1/Area Scan (7x7x1): Measurement grid: dx=15mm, dy=15mm
Reference Value = 2.32 V/m
Power Drift = -0.2 dB
Maximum value of SAR = 0.0101 mW/g

Channel 1/Zoon Scan (7x7x7)/Cube 0: Measurement grid: dx=5mm, dy=5mm, dz=5mm
Peak SAR (extrapolated) = 0.00962 W/kg
SAR(1 g) = 0.00344 mW/g; SAR(10 g) = 0.00139 mW/g
Reference Value = 2.32 V/m
Power Drift = -0.2 dB
Maximum value of SAR = 0.00932 mW/g

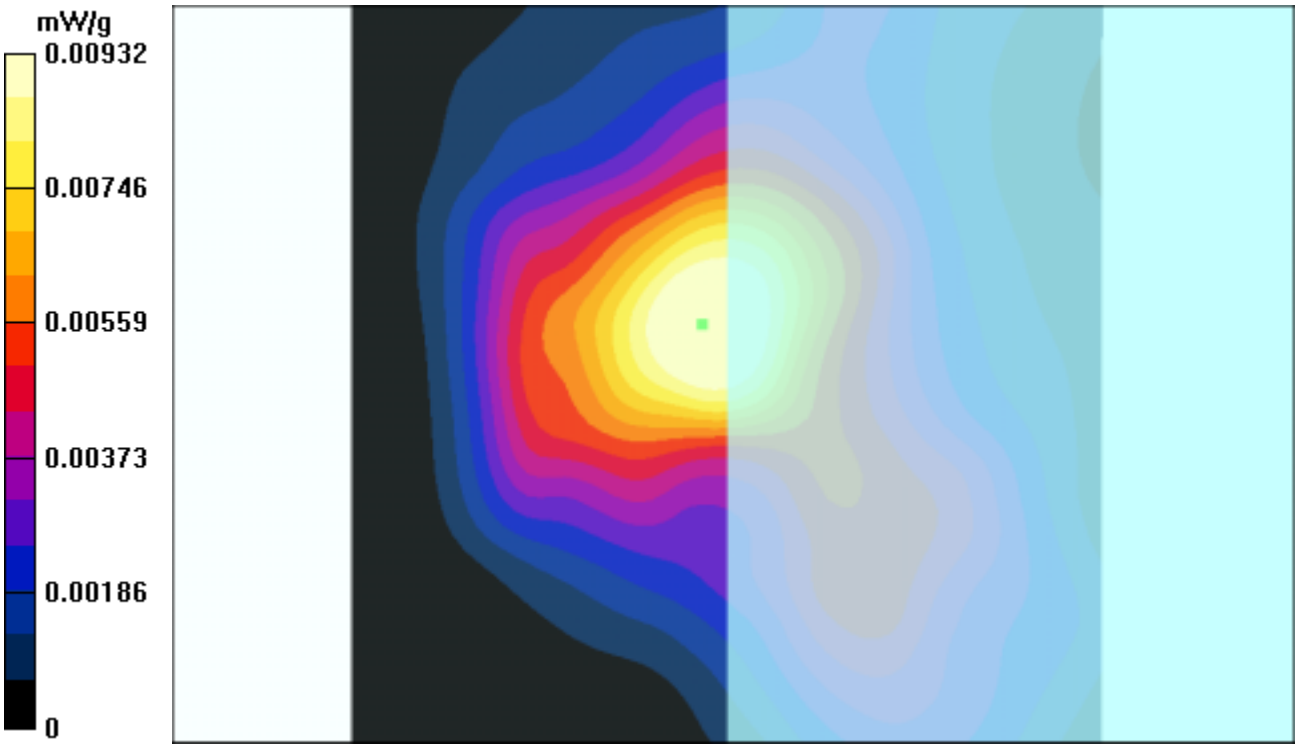

Date/Time: 07/13/04 15:01:41

Test Laboratory: Advance Data Technology

223II0 Auxiliary Antenna Bottom 11b Mode 3 Ch 6

DUT: Notebook PC ; Type: 223110 ; Test Channel Frequency: 2437 MHz

Communication System: 802.11b ; Frequency: 2437 MHz; Duty Cycle: 1:1; Modulation type: CCK
Medium: MSL2450 (σ = 2.0037 mho/m, ε_r = 50.6717, ρ = 1000 kg/m^3) ; Liquid level : 155mm
Phantom section: Flat Section ; Separation distance : 9 mm (The bottom side of the EUT to the Phantom)
Antenna type : Internal Antenna ; Air temp. : 22.0 degrees ; Liquid temp. : 21.0 degrees
DASY4 Configuration:
- Probe: ET3DV6 - SN1687; ConvF(4.6, 4.6, 4.6); Calibrated: 2003/11/24
- Sensor-Surface: 4mm (Mechanical Surface Detection)
- Electronics: DAE3 Sn579; Calibrated: 2003/8/15
- Phantom: SAM 12; Type: SAM V4.0; Serial: TP 1202
- Measurement SW: DASY4, V4.1 Build 47; Postprocessing SW: SEMCAD, V1.6 Build 115

Channel 6/Area Scan (7x7x1): Measurement grid: dx=15mm, dy=15mm
Reference Value = 2.24 V/m
Power Drift = 0.2 dB
Maximum value of SAR = 0.0108 mW/g

Channel 6/Zoon Scan (7x7x7)/Cube 0: Measurement grid: dx=5mm, dy=5mm, dz=5mm
Peak SAR (extrapolated) = 0.0101 W/kg
SAR(1 g) = 0.00345 mW/g; SAR(10 g) = 0.00141 mW/g
Reference Value = 2.24 V/m
Power Drift = 0.2 dB
Maximum value of SAR = 0.00991 mW/g

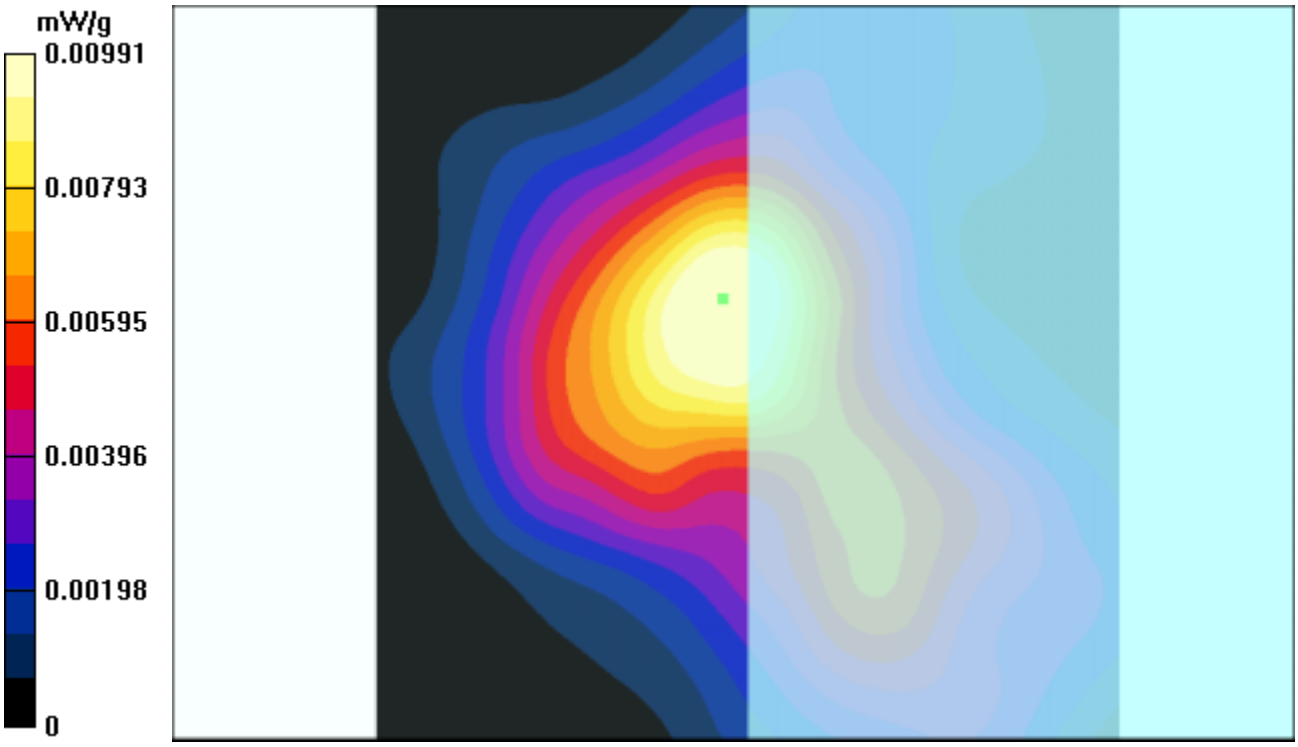

Date/Time: 07/13/04 15:32:20

Test Laboratory: Advance Data Technology

223II0 Auxiliary Antenna Bottom 11b Mode 3 Ch 11

DUT: Notebook PC ; Type: 223110 ; Test Channel Frequency: 2462 MHz

Communication System: 802.11b ; Frequency: 2462 MHz; Duty Cycle: 1:1; Modulation type: CCK
Medium: MSL2450 (σ = 2.0308 mho/m, ε_r = 50.6184, ρ = 1000 kg/m^3) ; Liquid level : 155mm
Phantom section: Flat Section ; Separation distance : 9 mm (The bottom side of the EUT to the Phantom)
Antenna type : Internal Antenna ; Air temp. : 22.0 degrees ; Liquid temp. : 21.0 degrees
DASY4 Configuration:
- Probe: ET3DV6 - SN1687; ConvF(4.6, 4.6, 4.6); Calibrated: 2003/11/24
- Sensor-Surface: 4mm (Mechanical Surface Detection)
- Electronics: DAE3 Sn579; Calibrated: 2003/8/15
- Phantom: SAM 12; Type: SAM V4.0; Serial: TP 1202
- Measurement SW: DASY4, V4.1 Build 47; Postprocessing SW: SEMCAD, V1.6 Build 115

Channel 11/Area Scan (7x7x1): Measurement grid: dx=15mm, dy=15mm
Reference Value = 2.03 V/m
Power Drift = -0.2 dB
Maximum value of SAR = 0.00772 mW/g

Channel 11/Zoon Scan (7x7x7)/Cube 0: Measurement grid: dx=5mm, dy=5mm, dz=5mm
Peak SAR (extrapolated) = 0.00805 W/kg
SAR(1 g) = 0.00234 mW/g; SAR(10 g) = 0.000951 mW/g
Reference Value = 2.03 V/m
Power Drift = -0.2 dB
Maximum value of SAR = 0.00799 mW/g

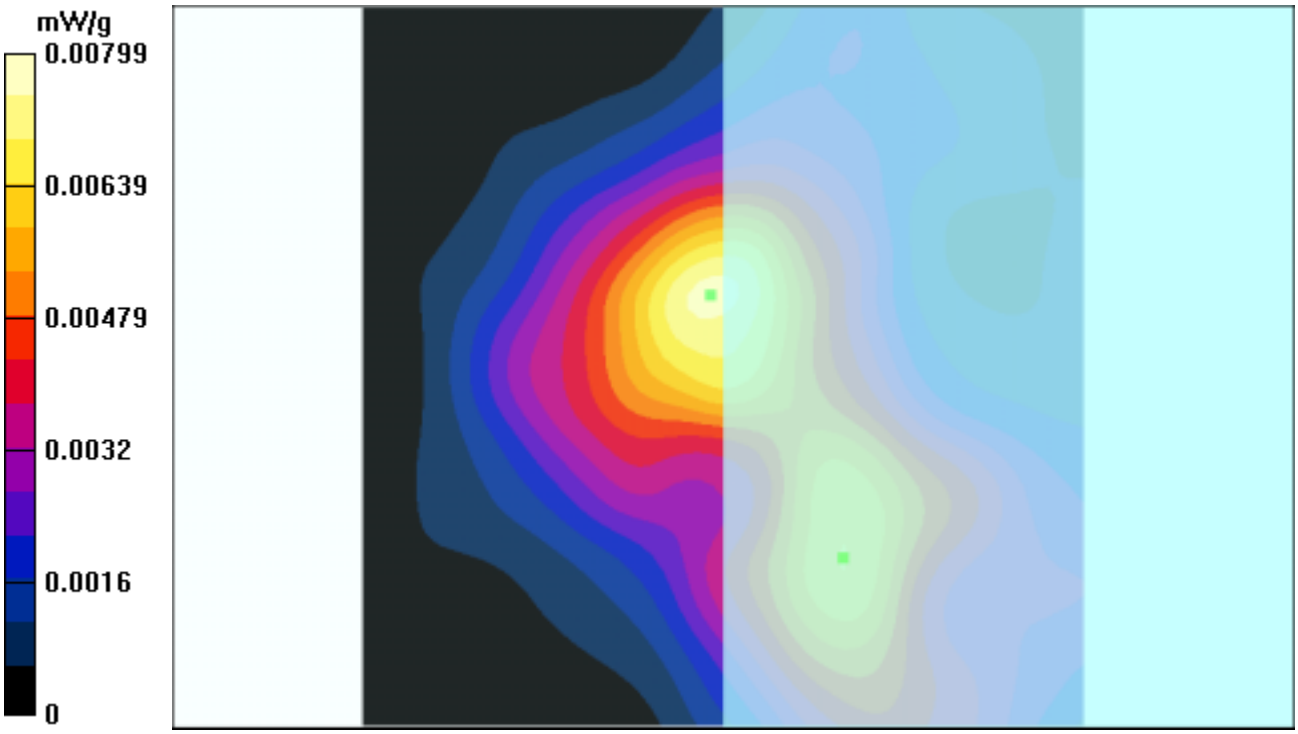

Date/Time: 07/13/04 15:58:07

Test Laboratory: Advance Data Technology

223II0 Auxiliary Antenna Tip 11b Mode 4 Ch 1

DUT: Notebook PC ; Type: 223II0 ; Test Channel Frequency: 2412 MHz

Communication System: 802.11b ; Frequency: 2412 MHz; Duty Cycle: 1:1; Modulation type: CCK
Medium: MSL2450 (σ = 1.9717 mho/m, ε_r = 50.7249, ρ = 1000 kg/m^3) ; Liquid level : 155 mm
Phantom section: Flat Section ; Separation distance : 0 mm (The tip of the EUT to the Phantom)
Antenna type : Internal Antenna ; Air temp. : 22.0 degrees ; Liquid temp. : 21.0 degrees
DASY4 Configuration:
- Probe: ET3DV6 - SN1687; ConvF(4.6, 4.6, 4.6); Calibrated: 2003/11/24
- Sensor-Surface: 4mm (Mechanical Surface Detection)
- Electronics: DAE3 Sn579; Calibrated: 2003/8/15
- Phantom: SAM 12; Type: SAM V4.0; Serial: TP 1202
- Measurement SW: DASY4, V4.1 Build 47; Postprocessing SW: SEMCAD, V1.6 Build 115

Channel 1/Area Scan (5x9x1): Measurement grid: dx=15mm, dy=15mm
Reference Value = 4.09 V/m
Power Drift = -0.04 dB
Maximum value of SAR = 0.419 mW/g

Channel 1/Zoon Scan (7x7x7)/Cube 0: Measurement grid: dx=5mm, dy=5mm, dz=5mm
Peak SAR (extrapolated) = 1.37 W/kg
SAR(1 g) = 0.473 mW/g; SAR(10 g) = 0.183 mW/g
Reference Value = 4.09 V/m
Power Drift = -0.04 dB
Maximum value of SAR = 0.505 mW/g

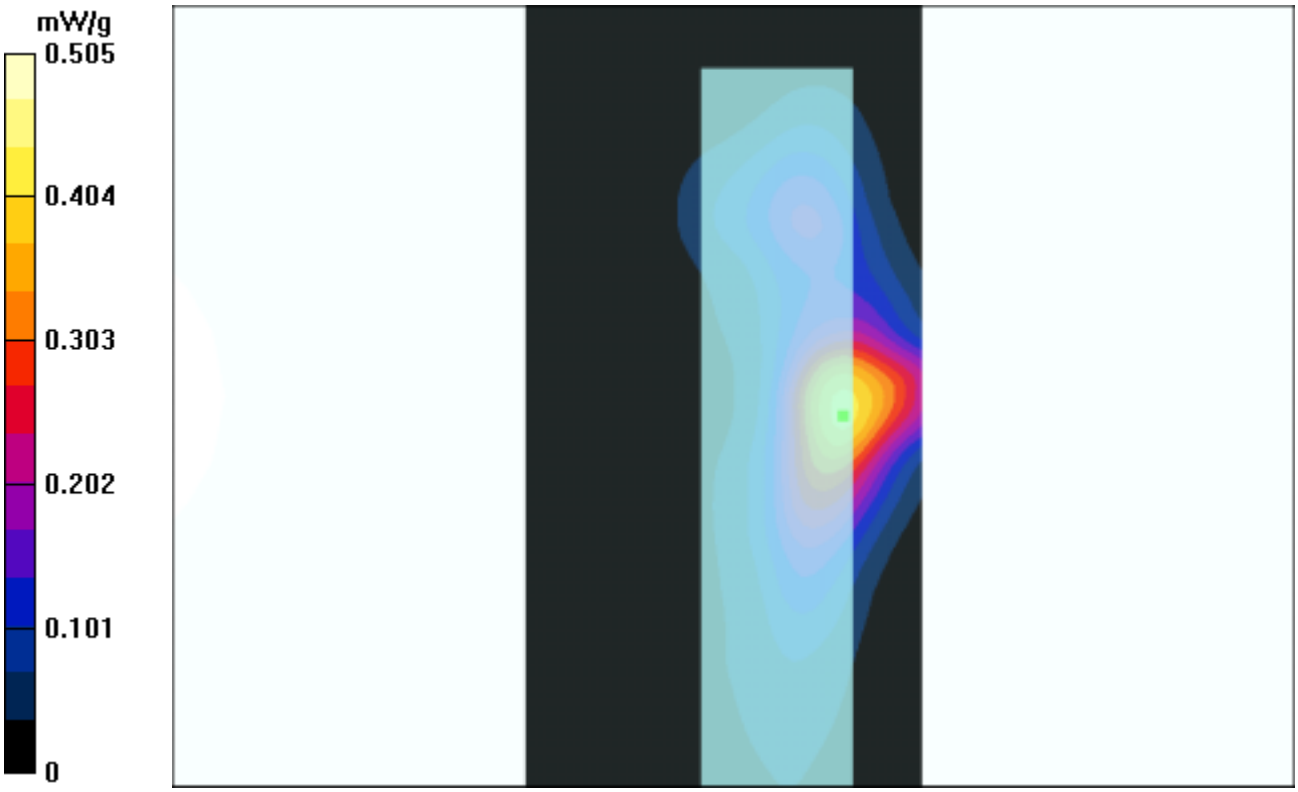

Date/Time: 07/13/04 16:25:39

Test Laboratory: Advance Data Technology

223II0 Auxiliary Antenna Tip 11b Mode 4 Ch 6

DUT: Notebook PC ; Type: 223II0 ; Test Channel Frequency: 2437 MHz

Communication System: 802.11b ; Frequency: 2437 MHz; Duty Cycle: 1:1; Modulation type: CCK
Medium: MSL2450 (σ = 2.0037 mho/m, ε_r = 50.6717, ρ = 1000 kg/m^3) ; Liquid level : 155 mm
Phantom section: Flat Section ; Separation distance : 0 mm (The tip of the EUT to the Phantom)
Antenna type : Internal Antenna ; Air temp. : 22.0 degrees ; Liquid temp. : 21.0 degrees
DASY4 Configuration:
- Probe: ET3DV6 - SN1687; ConvF(4.6, 4.6, 4.6); Calibrated: 2003/11/24
- Sensor-Surface: 4mm (Mechanical Surface Detection)
- Electronics: DAE3 Sn579; Calibrated: 2003/8/15
- Phantom: SAM 12; Type: SAM V4.0; Serial: TP 1202
- Measurement SW: DASY4, V4.1 Build 47; Postprocessing SW: SEMCAD, V1.6 Build 115

Channel 6/Area Scan (5x9x1): Measurement grid: dx=15mm, dy=15mm
Reference Value = 6.96 V/m
Power Drift = -0.1 dB
Maximum value of SAR = 0.322 mW/g

Channel 6/Zoon Scan (7x7x7)/Cube 0: Measurement grid: dx=5mm, dy=5mm, dz=5mm
Peak SAR (extrapolated) = 0.839 W/kg
SAR(1 g) = 0.306 mW/g; SAR(10 g) = 0.123 mW/g
Reference Value = 6.96 V/m
Power Drift = -0.1 dB
Maximum value of SAR = 0.341 mW/g

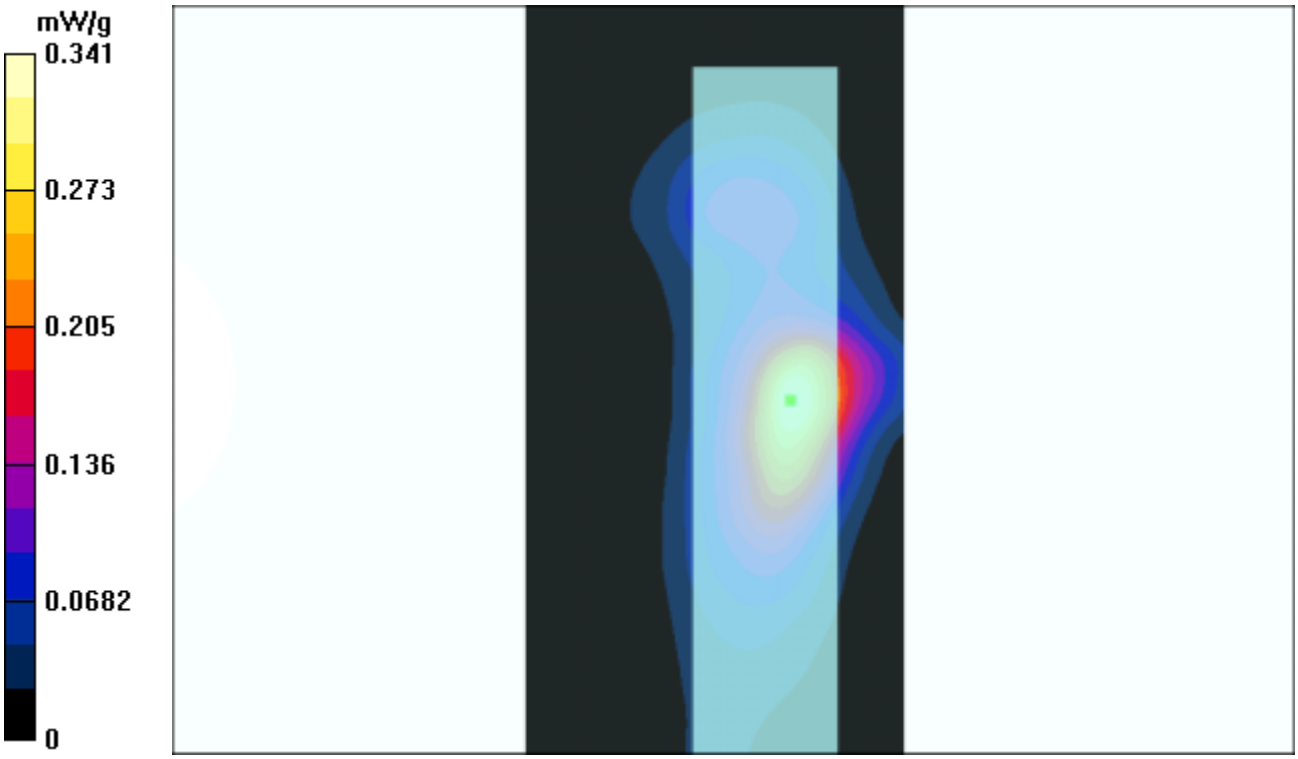

Date/Time: 07/13/04 16:52:02

Test Laboratory: Advance Data Technology

223II0 Auxiliary Antenna Tip 11b Mode 4 Ch 11

DUT: Notebook PC ; Type: 223II0 ; Test Channel Frequency: 2462 MHz

Communication System: 802.11b ; Frequency: 2462 MHz; Duty Cycle: 1:1; Modulation type: CCK
Medium: MSL2450 (σ = 2.0308 mho/m, ε_r = 50.6184, ρ = 1000 kg/m^3) ; Liquid level : 155 mm
Phantom section: Flat Section ; Separation distance : 0 mm (The tip of the EUT to the Phantom)
Antenna type : Internal Antenna ; Air temp. : 22.0 degrees ; Liquid temp. : 21.0 degrees
DASY4 Configuration:
- Probe: ET3DV6 - SN1687; ConvF(4.6, 4.6, 4.6); Calibrated: 2003/11/24
- Sensor-Surface: 4mm (Mechanical Surface Detection)
- Electronics: DAE3 Sn579; Calibrated: 2003/8/15
- Phantom: SAM 12; Type: SAM V4.0; Serial: TP 1202
- Measurement SW: DASY4, V4.1 Build 47; Postprocessing SW: SEMCAD, V1.6 Build 115

Channel 11/Area Scan (5x9x1): Measurement grid: dx=15mm, dy=15mm
Reference Value = 8.55 V/m
Power Drift = -0.2 dB
Maximum value of SAR = 0.568 mW/g

Channel 11/Zoon Scan (7x7x7)/Cube 0: Measurement grid: dx=5mm, dy=5mm, dz=5mm
Peak SAR (extrapolated) = 1.43 W/kg
SAR(1 g) = 0.461 mW/g; SAR(10 g) = 0.171 mW/g
Reference Value = 8.55 V/m
Power Drift = -0.21 dB
Maximum value of SAR = 0.528 mW/g

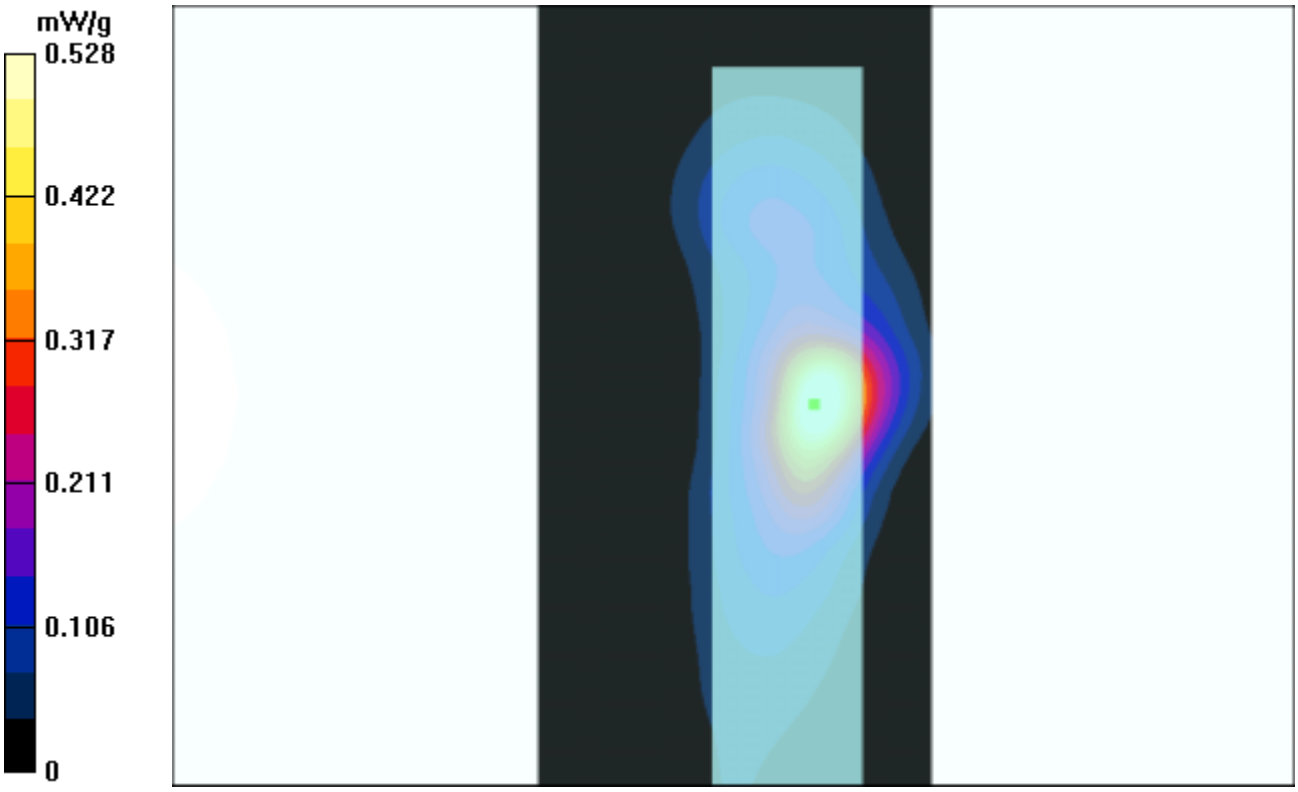

Date/Time: 07/13/04 22:10:28

Test Laboratory: Advance Data Technology

223II0 Main Antenna Bottom 11g Mode 5 Ch 1

DUT: Notebook PC ; Type: 223110 ; Test Channel Frequency: 2412 MHz

Communication System: 802.11g ; Frequency: 2412 MHz; Duty Cycle: 1:1; Modulation type: OFDM
Medium: MSL2450 (σ = 1.9717 mho/m, ε_r = 50.7249, ρ = 1000 kg/m^3) ; Liquid level : 155mm
Phantom section: Flat Section ; Separation distance : 9 mm (The bottom side of the EUT to the Phantom)
Antenna type : Internal Antenna ; Air temp. : 22.0 degrees ; Liquid temp. : 21.0 degrees
DASY4 Configuration:
- Probe: ET3DV6 - SN1687; ConvF(4.6, 4.6, 4.6); Calibrated: 2003/11/24
- Sensor-Surface: 4mm (Mechanical Surface Detection)
- Electronics: DAE3 Sn579; Calibrated: 2003/8/15
- Phantom: SAM 12; Type: SAM V4.0; Serial: TP 1202
- Measurement SW: DASY4, V4.1 Build 47; Postprocessing SW: SEMCAD, V1.6 Build 115

Channel 1/Area Scan (7x5x1): Measurement grid: dx=15mm, dy=15mm
Reference Value = 0.625 V/m
Power Drift = 0.2 dB
Maximum value of SAR = 0.00117 mW/g
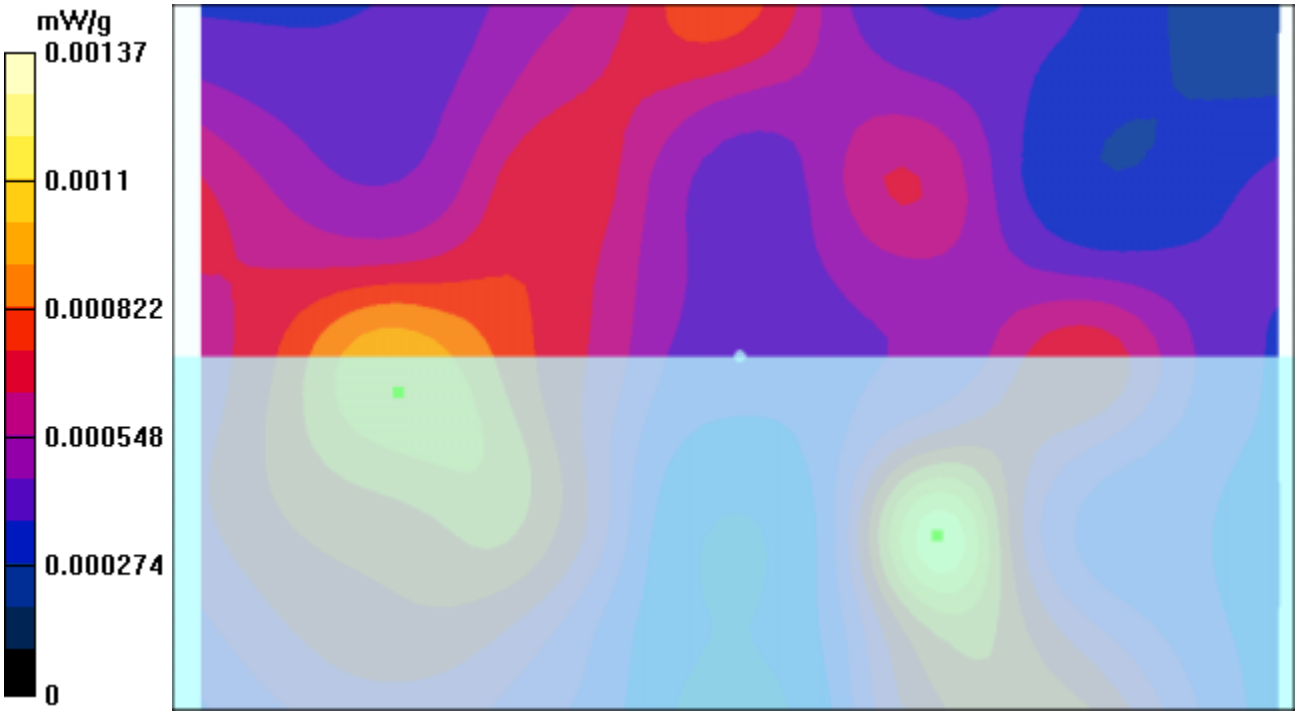
Channel 1/Zoon Scan (7x7x7)/Cube 0: Measurement grid: dx=5mm, dy=5mm, dz=5mm
Peak SAR (extrapolated) = 0.00146 W/kg
SAR(1 g) = 0.000731 mW/g; SAR(10 g) = 0.000551 mW/g
Reference Value = 0.625 V/m
Power Drift = 0.2 dB
Maximum value of SAR = 0.00137 mW/g