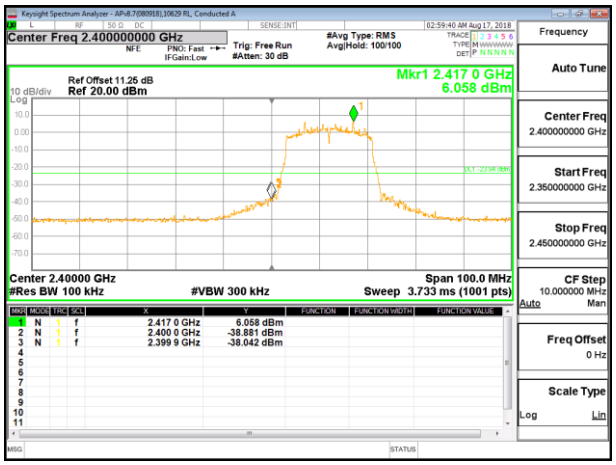

LOW CHANNEL 1 BANDEDGE CHAIN 2

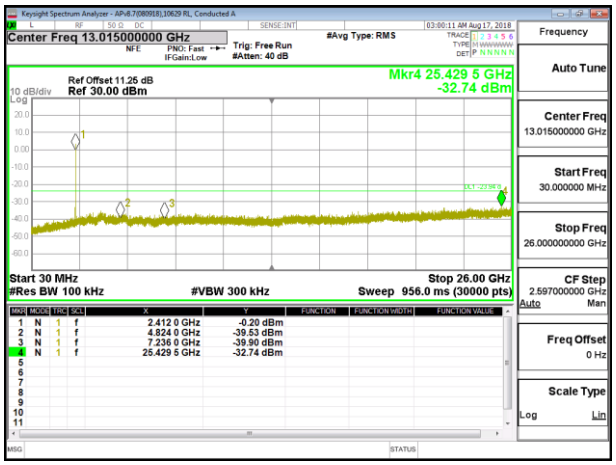

OUT-OF-BAND LOW CHANNEL 1 CHAIN 2

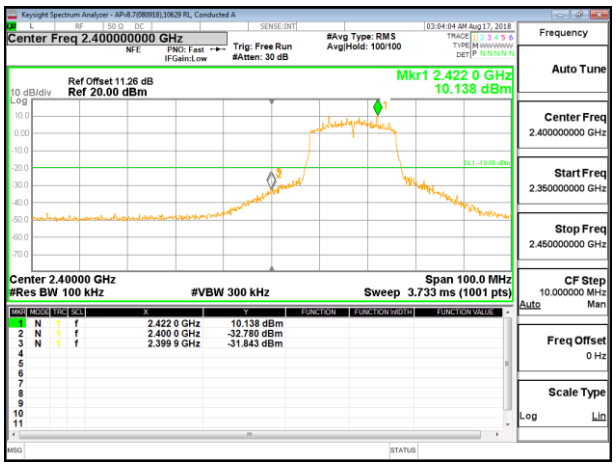

LOW CHANNEL 2 BANDEDGE CHAIN 2

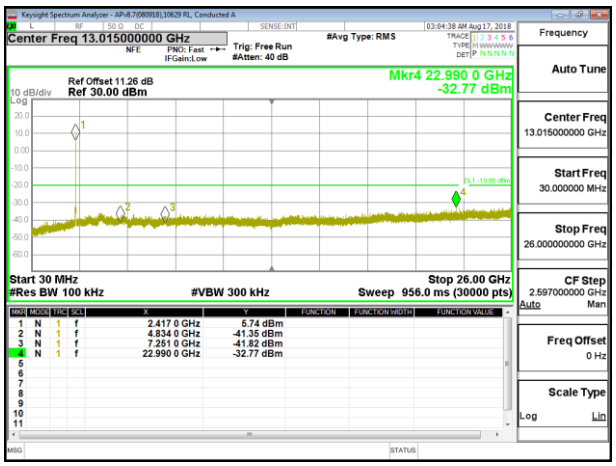

OUT-OF-BAND LOW CHANNEL 2 CHAIN 2

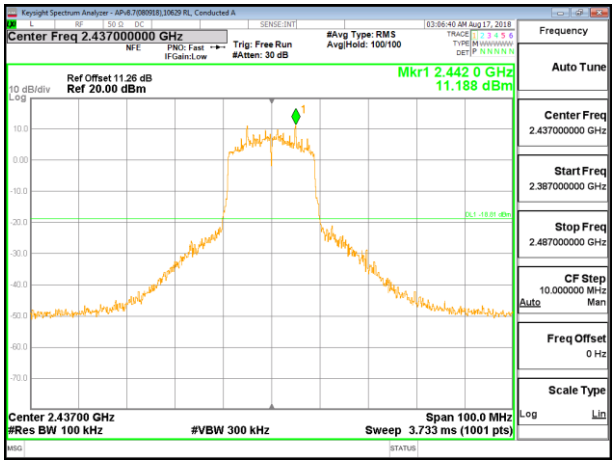

IN-BAND REFERENCE LEVEL CHAIN 2

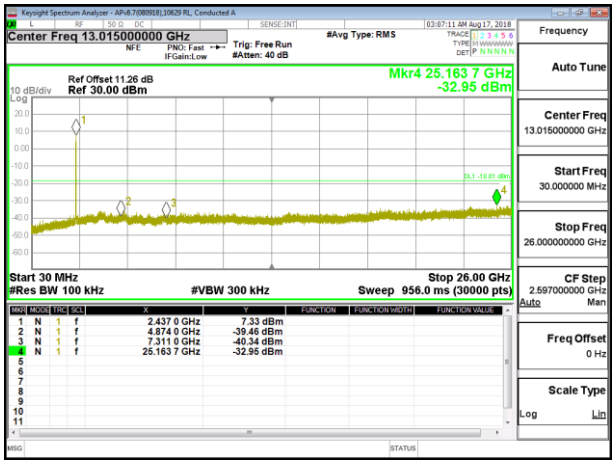

OUT-OF-BAND MID CHANNEL CHAIN 2

UL VERIFICATION SERVICES INC.
47173 Benicia Street, Fremont, CA 94538; USA TEL:(510) 771-1000 FAX:(510) 661-0888
This report shall not be reproduced except in full, without the written approval of UL Verification Services Inc.

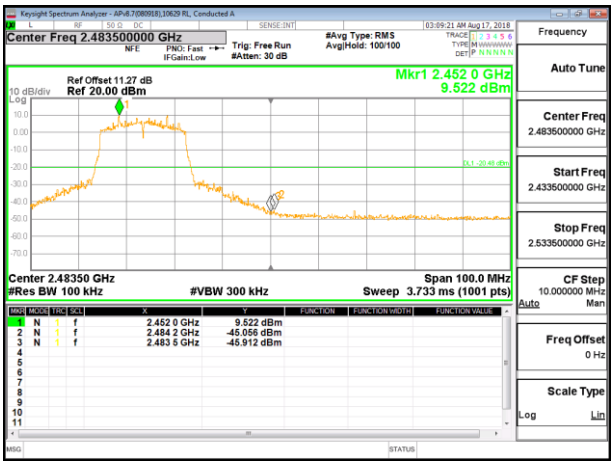

HIGH CHANNEL 10 BANDEDGE CHAIN 2

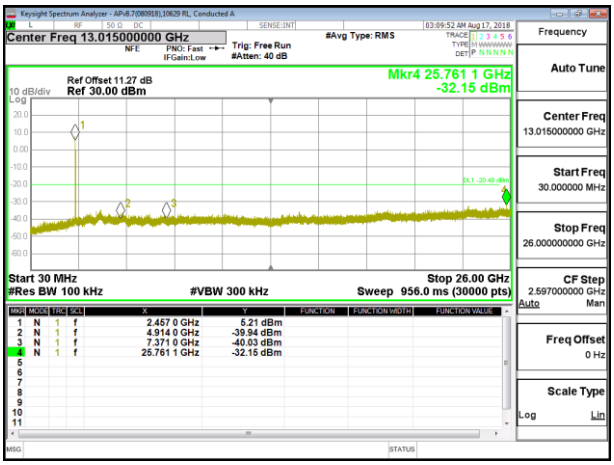

OUT-OF-BAND HIGH CHANNEL 10 CHAIN 2

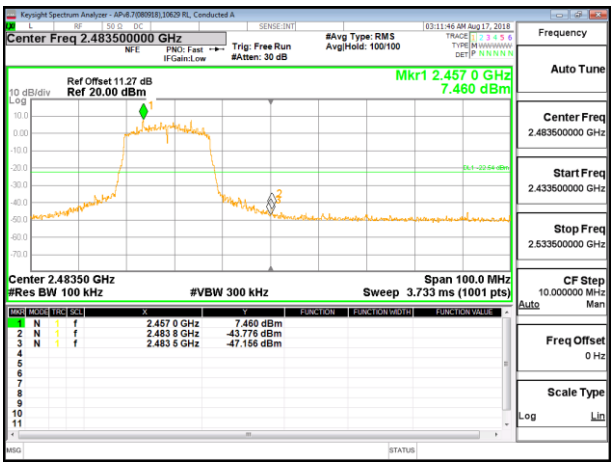

HIGH CHANNEL 11 BANDEDGE CHAIN 2

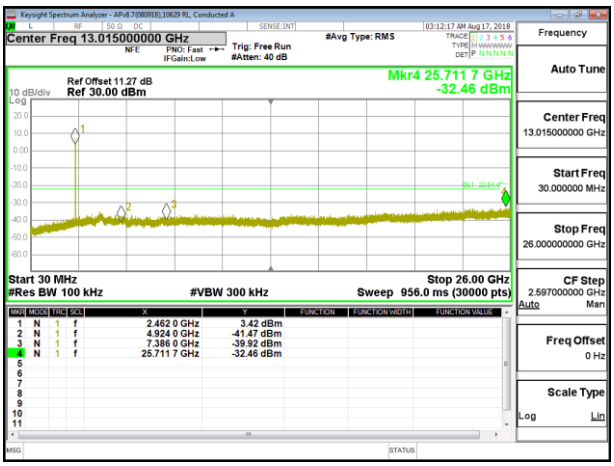

OUT-OF-BAND HIGH CHANNEL 11 CHAIN 2

UL VERIFICATION SERVICES INC.
47173 Benicia Street, Fremont, CA 94538; USA TEL:(510) 771-1000 FAX:(510) 661-0888
This report shall not be reproduced except in full, without the written approval of UL Verification Services Inc.

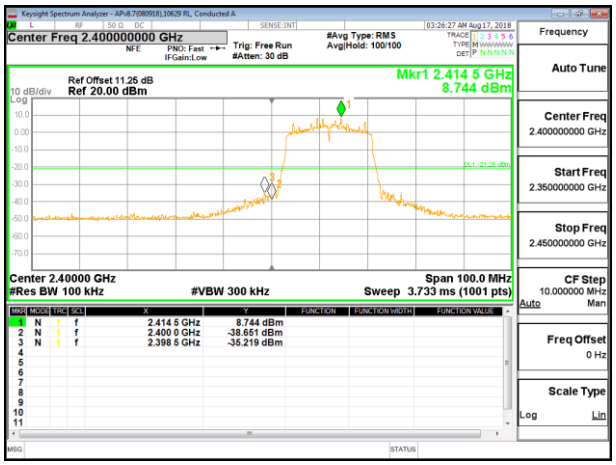

LOW CHANNEL 1 BANDEDGE CHAIN 3

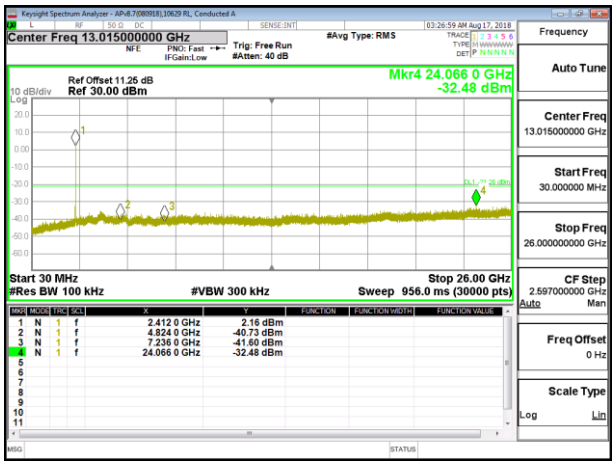

OUT-OF-BAND LOW CHANNEL 1 CHAIN 3

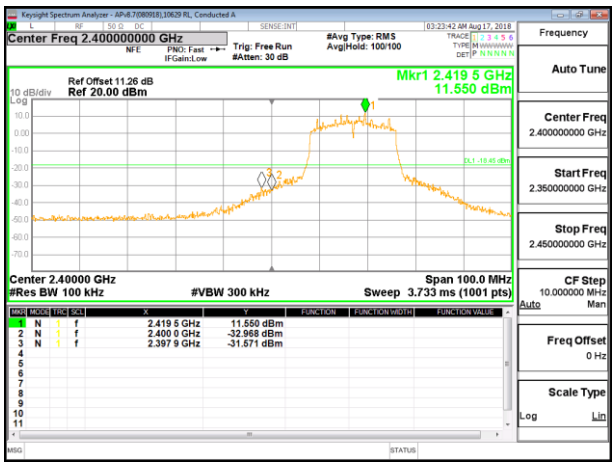

LOW CHANNEL 2 BANDEDGE CHAIN 3

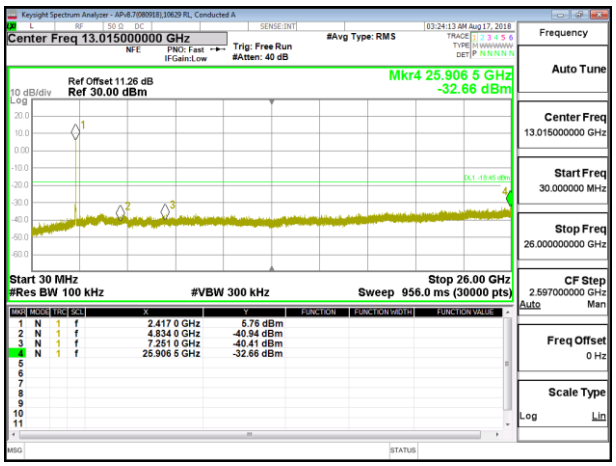

OUT-OF-BAND LOW CHANNEL 2 CHAIN 3

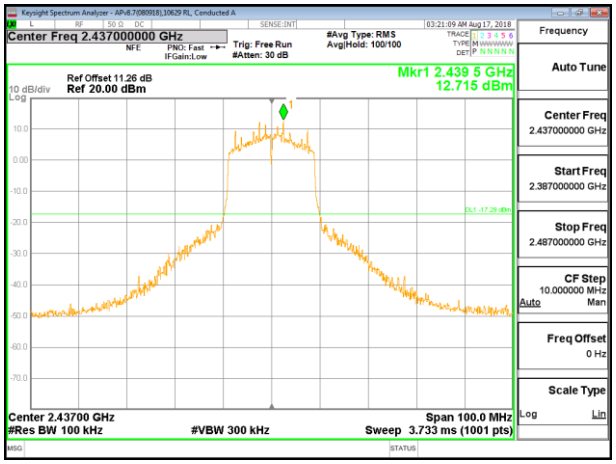

IN-BAND REFERENCE LEVEL CHAIN 3

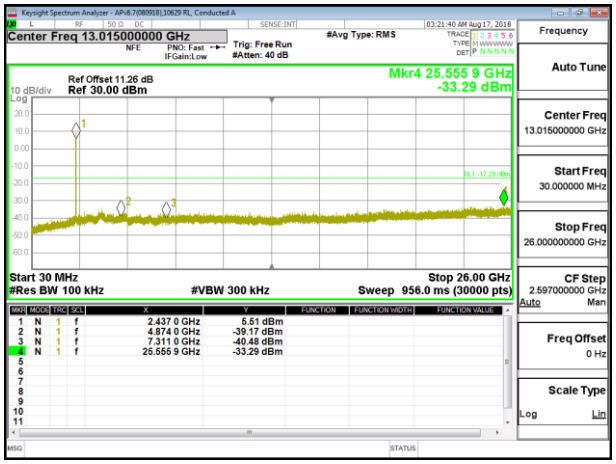

OUT-OF-BAND MID CHANNEL CHAIN 3

UL VERIFICATION SERVICES INC.
47173 Benicia Street, Fremont, CA 94538; USA TEL:(510) 771-1000 FAX:(510) 661-0888
This report shall not be reproduced except in full, without the written approval of UL Verification Services Inc.

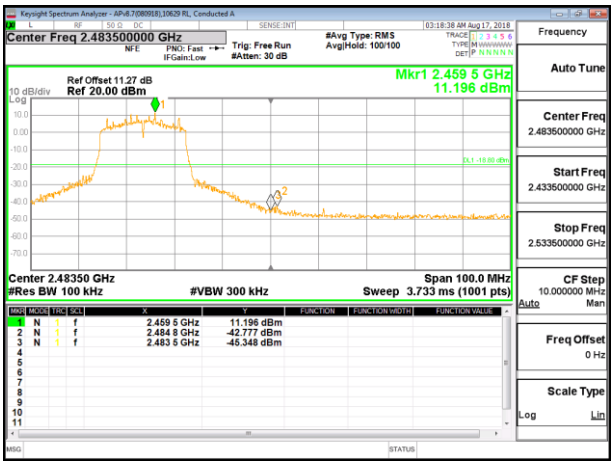

HIGH CHANNEL 10 BANDEDGE CHAIN 3

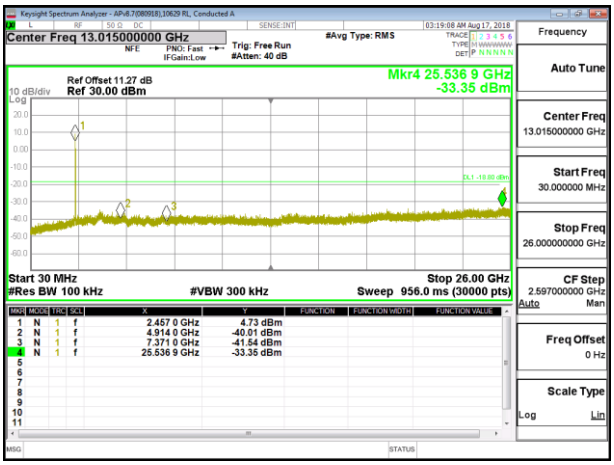

OUT-OF-BAND HIGH CHANNEL 10 CHAIN 3

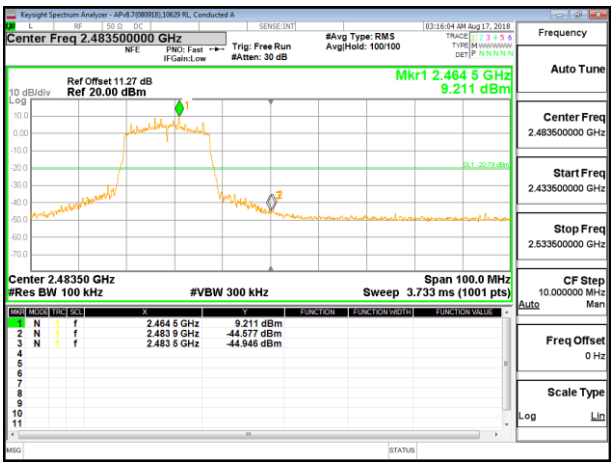

HIGH CHANNEL 11 BANDEDGE CHAIN 3

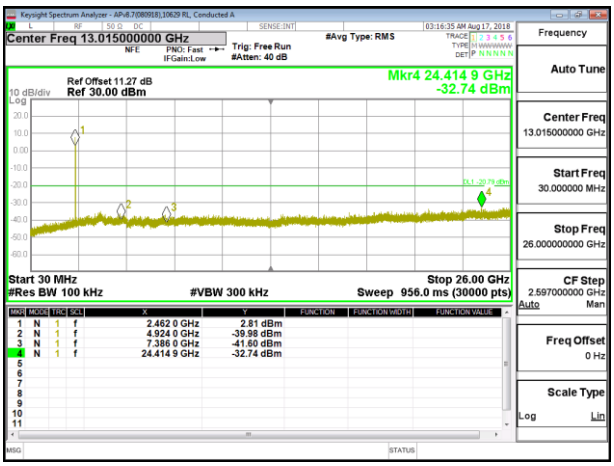

OUT-OF-BAND HIGH CHANNEL 11 CHAIN 3

UL VERIFICATION SERVICES INC.
47173 Benicia Street, Fremont, CA 94538; USA TEL:(510) 771-1000 FAX:(510) 661-0888
This report shall not be reproduced except in full, without the written approval of UL Verification Services Inc.

10. RADIATED TEST RESULTS

LIMITS

FCC §15.205 and §15.209

RSS-GEN, Section 8.9 and 8.10

Frequency Range (MHz)	Field Strength Limit (uV/m) at 3 m	Field Strength Limit (dBuV/m) at 3 m
0.009-0.490	2400/F(kHz) @ 300 m	-
0.490-1.705	24000/F(kHz) @ 30 m	-
1.705 - 30	30 @ 30m	-
30 - 88	100	40
88 - 216	150	43.5
216 - 960	200	46
Above 960	500	54

TEST PROCEDURE

The EUT is placed on a non-conducting table 80 cm above the ground plane for measurement below 1GHz; 1.5 m above the ground plane for measurement above 1GHz. The antenna to EUT distance is 3 meters. The EUT is configured in accordance with ANSI C63.10. The EUT is set to transmit in a continuous mode.

For measurements below 1 GHz the resolution bandwidth is set to 100 kHz for peak detection measurements or 120 kHz for quasi-peak detection measurements. Peak detection is used unless otherwise noted as quasi-peak.

For pre-scans above 1 GHz the resolution bandwidth is set to 1 MHz; the video bandwidth is set to 30 KHz for peak measurements.

For final measurements above 1 GHz the resolution bandwidth is set to 1 MHz; the video bandwidth is set to 3 MHz for peak measurements and as applicable for average measurements.

The spectrum from 1 GHz to 18 GHz is investigated with the transmitter set to the lowest, middle, and highest channels in each applicable band. Below 1GHz and above 18GHz emissions, the channel with the highest output power was tested.

The frequency range of interest is monitored at a fixed antenna height and EUT azimuth. The EUT is rotated through 360 degrees to maximize emissions received. The antenna is scanned from 1 to 4 meters above the ground plane to further maximize the emission. Measurements are made with the antenna polarized in both the vertical and the horizontal positions.

UL VERIFICATION SERVICES INC.
47173 Benicia Street, Fremont, CA 94538; USA TEL:(510) 771-1000 FAX:(510) 661-0888
This report shall not be reproduced except in full, without the written approval of UL Verification Services Inc.

10.1. TRANSMITTER ABOVE 1 GHz

10.1.1. TX ABOVE 1 GHz 802.11b MODE IN THE 2.4 GHz BAND

BANDEDGE (LOW CHANNEL, CH 1)

HORIZONTAL RESULT

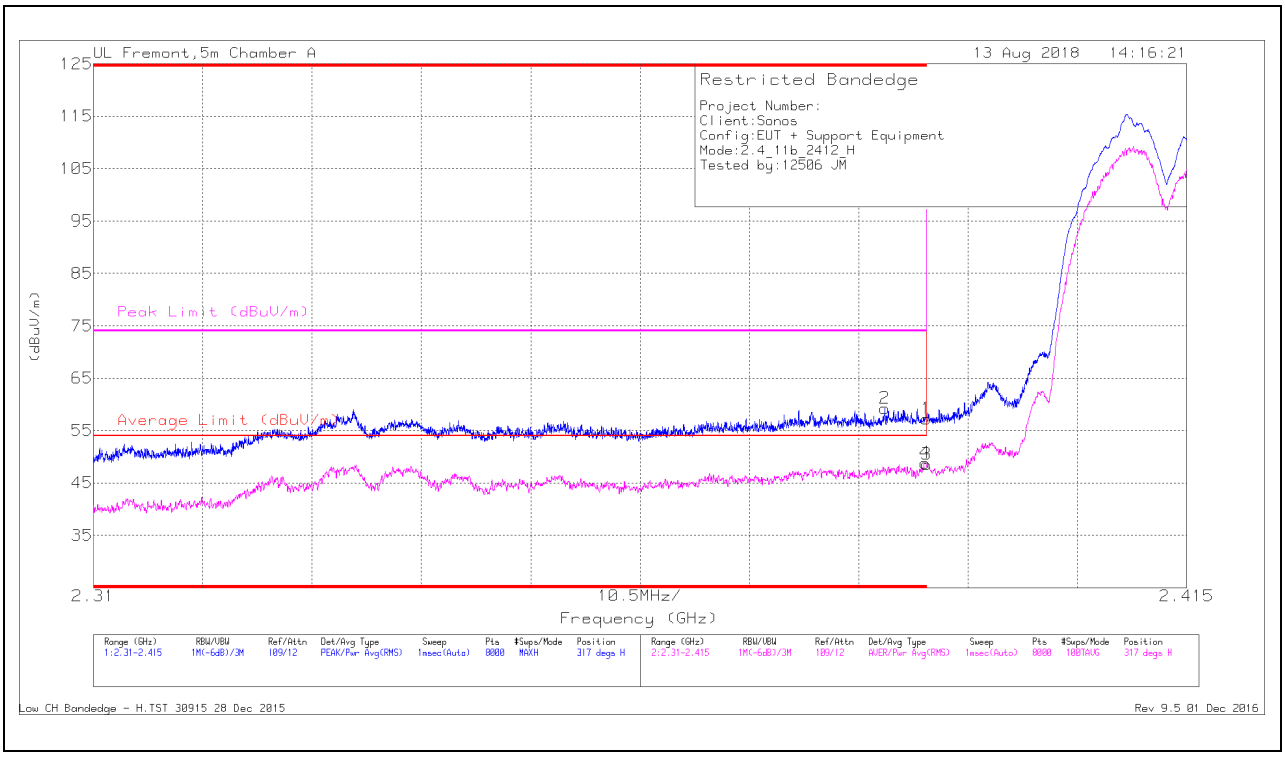

Trace Markers

Marker	Frequency (GHz)	Meter Reading (dBuV)	Det	AF T862 (dB/m)	Amp/Cbl/Fltr/Pad (dB)	Corrected Reading (dBuV/m)	Average Limit (dBuV/m)	Margin (dB)	Peak Limit (dBuV/m)	PK Margin (dB)	Azimuth (Degs)	Height (cm)	Polarity
1	* 2.39	48.39	Pk	31.8	-23	57.19	-	-	74	-16.81	317	169	H
2	* 2.386	50.46	Pk	31.8	-23	59.26	-	-	74	-14.74	317	169	H
3	* 2.39	39.75	RMS	31.8	-23	48.55	54	-5.45	-	-	317	169	H
4	* 2.39	40.01	RMS	31.8	-23	48.81	54	-5.19	-	-	317	169	H

* - indicates frequency in CFR47 Pt 15 / IC RSS-Restricted Band
Pk - Peak detector
RMS - RMS detection

UL VERIFICATION SERVICES INC.
47173 Benicia Street, Fremont, CA 94538; USA TEL:(510) 771-1000 FAX:(510) 661-0888
This report shall not be reproduced except in full, without the written approval of UL Verification Services Inc.

VERTICAL RESULT

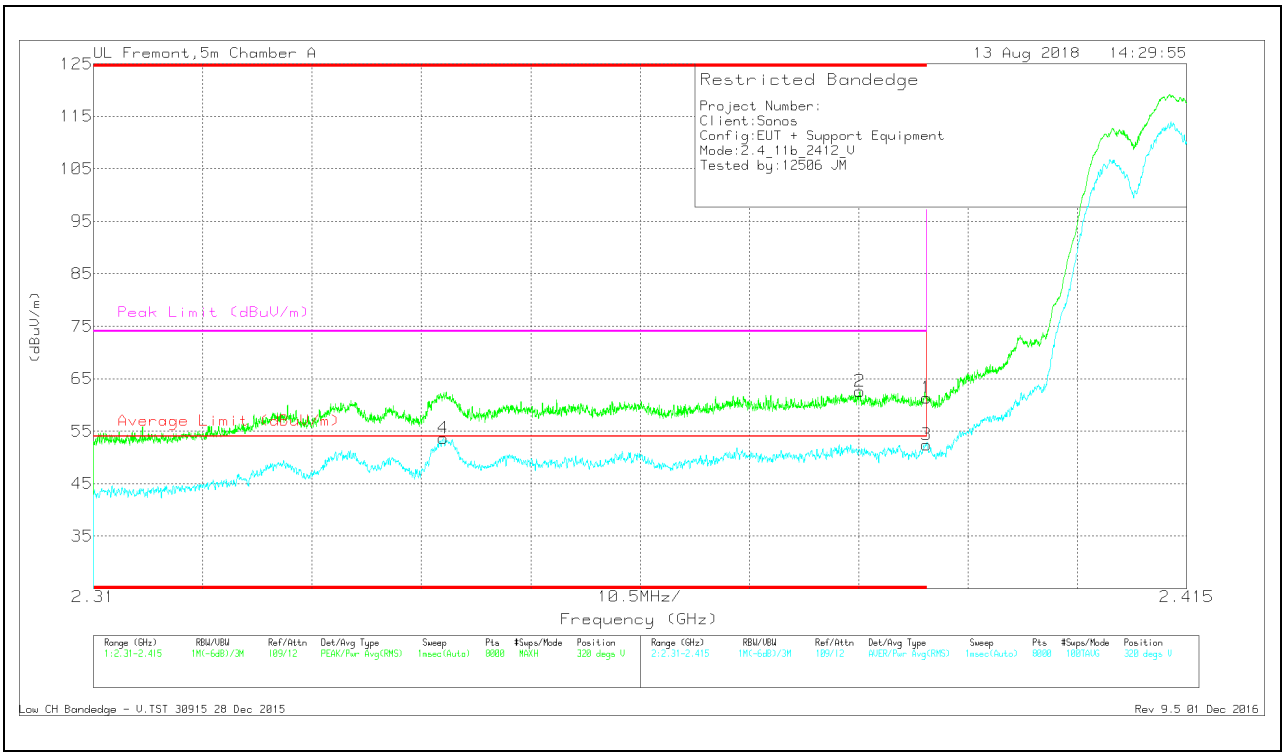

Trace Markers

Marker	Frequency (GHz)	Meter Reading (dBuV)	Det	AF T862 (dB/m)	Amp/Cbl/Fltr/Pad (dB)	Corrected Reading (dBuV/m)	Average Limit (dBuV/m)	Margin (dB)	Peak Limit (dBuV/m)	PK Margin (dB)	Azimuth (Degs)	Height (cm)	Polarity
4	* 2.344	45.1	RMS	31.6	-23	53.7	54	-.3	-	-	320	203	V
2	* 2.384	53.88	Pk	31.7	-23	62.58	-	-	74	-11.42	320	203	V
1	* 2.39	52.57	Pk	31.8	-23	61.37	-	-	74	-12.63	320	203	V
3	* 2.39	43.59	RMS	31.8	-23	52.39	54	-1.61	-	-	320	203	V

* - indicates frequency in CFR47 Pt 15 / IC RSS-Restricted Band
Pk - Peak detector
RMS - RMS detection

UL VERIFICATION SERVICES INC.
47173 Benicia Street, Fremont, CA 94538; USA TEL:(510) 771-1000 FAX:(510) 661-0888
This report shall not be reproduced except in full, without the written approval of UL Verification Services Inc.

BANDEDGE (HIGH CHANNEL, CH 11)

HORIZONTAL RESULT

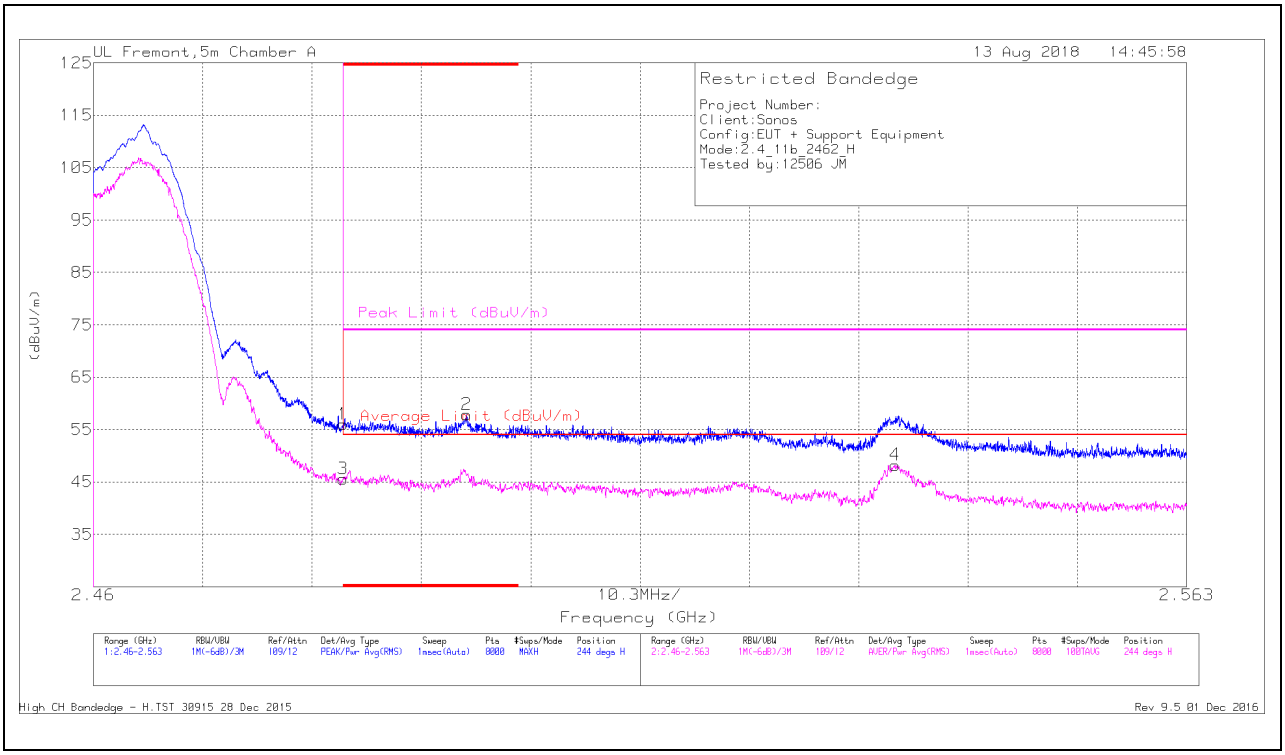

Trace Markers

Marker	Frequency (GHz)	Meter Reading (dBuV)	Det	AF T862 (dB/m)	Amp/Cbl/Fltr/Pad (dB)	Corrected Reading (dBuV/m)	Average Limit (dBuV/m)	Margin (dB)	Peak Limit (dBuV/m)	PK Margin (dB)	Azimuth (Degs)	Height (cm)	Polarity
1	* 2.484	46.59	Pk	32.3	-22.9	55.99	-	-	74	-18.01	244	263	H
3	* 2.484	36.12	RMS	32.3	-22.9	45.52	54	-8.48	-	-	244	263	H
2	* 2.495	48.33	Pk	32.4	-22.9	57.83	-	-	74	-16.17	244	263	H
4	2.536	38.64	RMS	32.4	-22.8	48.24	54	-5.76	-	-	244	263	H

* - indicates frequency in CFR47 Pt 15 / IC RSS-Restricted Band
Pk - Peak detector
RMS - RMS detection

UL VERIFICATION SERVICES INC.
47173 Benicia Street, Fremont, CA 94538; USA TEL:(510) 771-1000 FAX:(510) 661-0888
This report shall not be reproduced except in full, without the written approval of UL Verification Services Inc.

VERTICAL RESULT

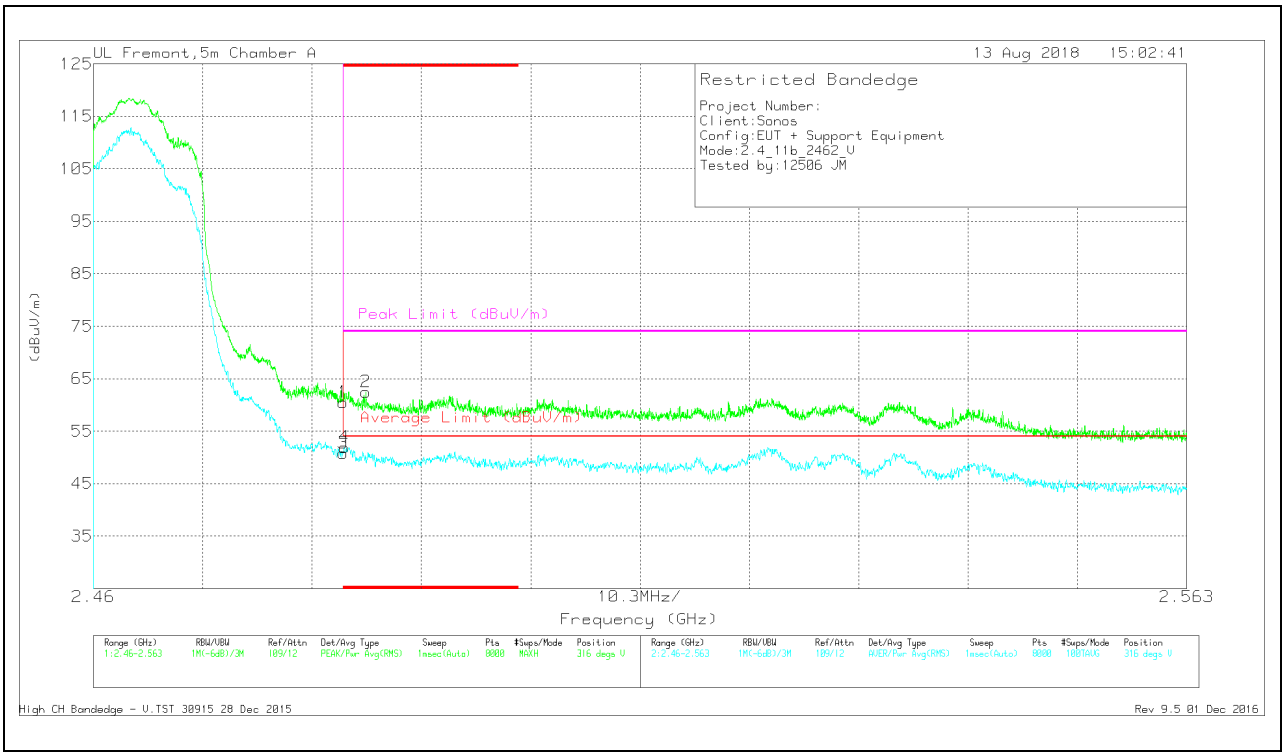

Trace Markers

Marker	Frequency (GHz)	Meter Reading (dBuV)	Det	AF T862 (dB/m)	Amp/Cbl/Fltr/Pad (dB)	Corrected Reading (dBuV/m)	Average Limit (dBuV/m)	Margin (dB)	Peak Limit (dBuV/m)	PK Margin (dB)	Azimuth (Degs)	Height (cm)	Polarity
1	* 2.484	51.07	Pk	32.3	-22.9	60.47	-	-	74	-13.53	316	244	V
3	* 2.484	41.36	RMS	32.3	-22.9	50.76	54	-3.24	-	-	316	244	V
4	* 2.484	42.54	RMS	32.3	-22.9	51.94	54	-2.06	-	-	316	244	V
2	* 2.486	52.96	Pk	32.3	-22.8	62.46	-	-	74	-11.54	316	244	V

* - indicates frequency in CFR47 Pt 15 / IC RSS-Restricted Band
Pk - Peak detector
RMS - RMS detection

UL VERIFICATION SERVICES INC.
47173 Benicia Street, Fremont, CA 94538; USA TEL:(510) 771-1000 FAX:(510) 661-0888
This report shall not be reproduced except in full, without the written approval of UL Verification Services Inc.

HARMONICS AND SPURIOUS EMISSIONS

LOW CHANNEL, CH 1 RESULTS

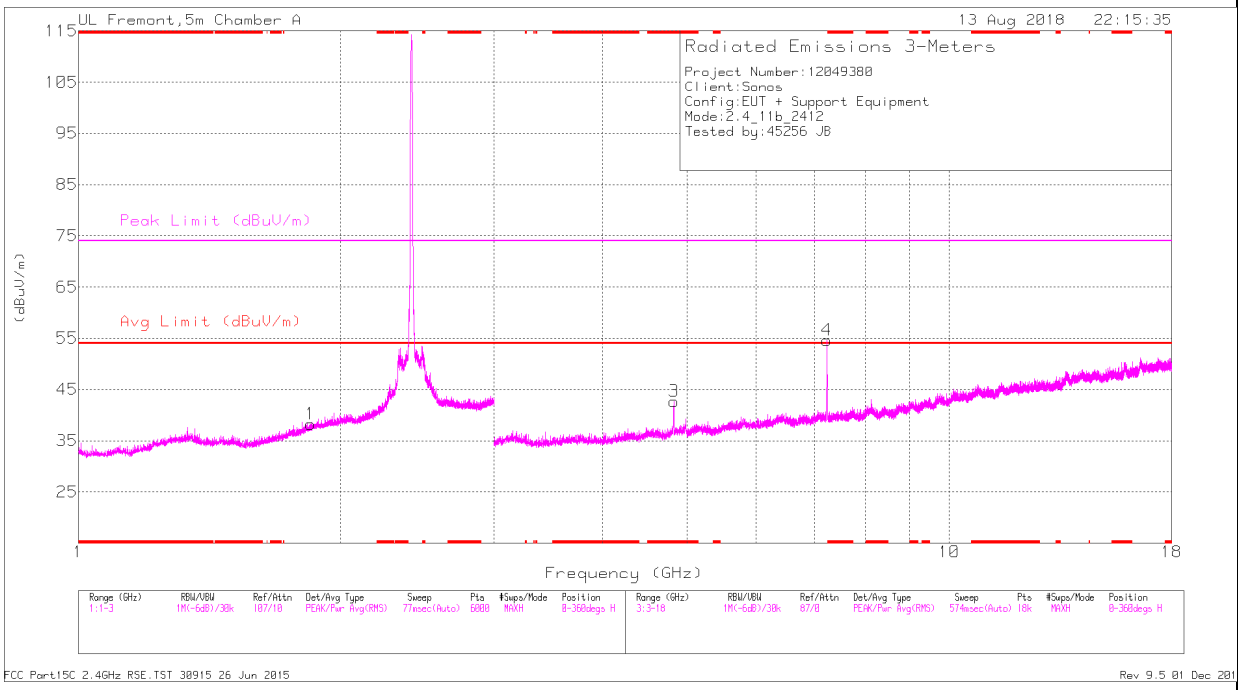

HORIZONTAL

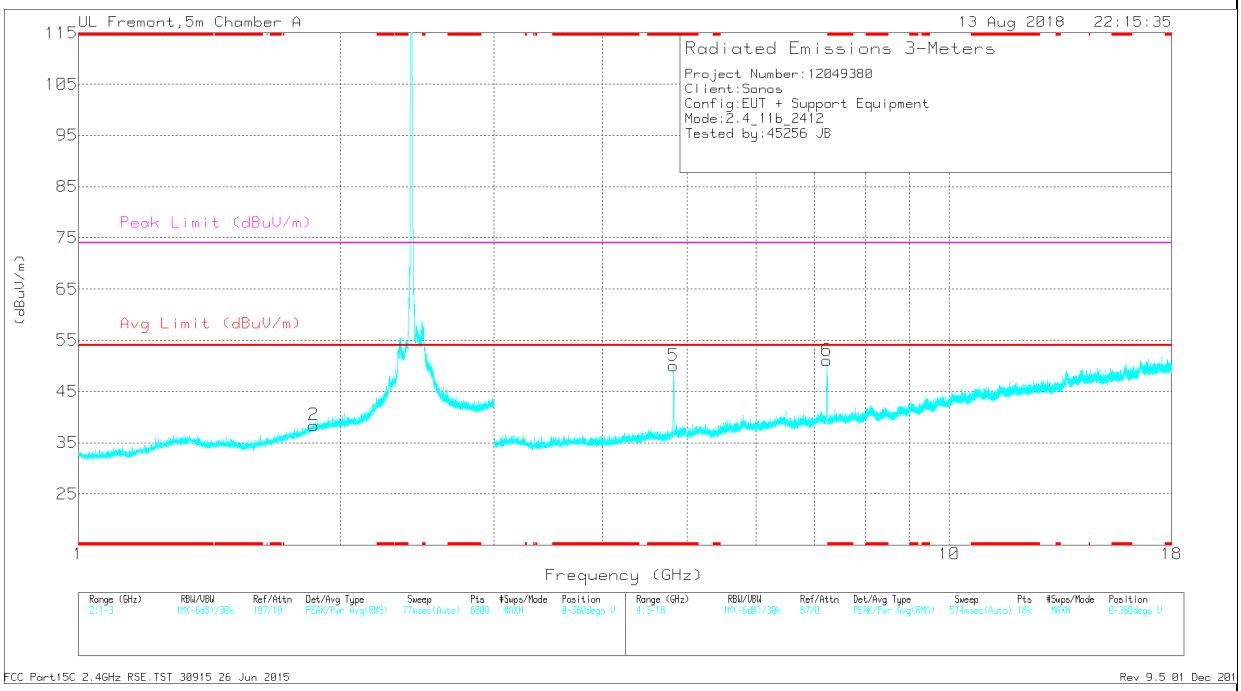

VERTICAL

UL VERIFICATION SERVICES INC.
47173 Benicia Street, Fremont, CA 94538; USA TEL:(510) 771-1000 FAX:(510) 661-0888
This report shall not be reproduced except in full, without the written approval of UL Verification Services Inc.

RADIATED EMISSIONS

Trace Markers

Marker	Frequency (GHz)	Meter Reading (dBuV)	Det	AF T862 (dB/m)	Amp/Cbl/Fltr/Pad (dB)	DC Corr (dB)	Corrected Reading (dBuV/m)	Avg Limit (dBuV/m)	Margin (dB)	Peak Limit (dBuV/m)	PK Margin (dB)	Azimuth (Degs)	Height (cm)	Polarity
3	* 4.829	34.27	Pk	34.2	-25.8	0	42.67	-	-	74	-31.33	0-360	199	H
5	* 4.823	41.73	Pk	34.2	-25.9	0	50.03	-	-	74	-23.97	0-360	200	V
1	1.848	30.23	Pk	30.9	-22.9	0	38.23	-	-	-	-	0-360	199	H
2	1.863	30.43	Pk	30.9	-22.9	0	38.43	-	-	-	-	0-360	200	V
4	7.235	42.04	Pk	35.7	-23.1	0	54.64	-	-	-	-	0-360	101	H
6	7.237	38.5	Pk	35.7	-23.1	0	51.1	-	-	-	-	0-360	101	V

* - indicates frequency in CFR47 Pt 15 / IC RSS-Restricted Band
Pk - Peak detector

Radiated Emissions

Frequency (GHz)	Meter Reading (dBuV)	Det	AF T862 (dB/m)	Amp/Cbl/Fltr/Pad (dB)	DC Corr (dB)	Corrected Reading (dBuV/m)	Avg Limit (dBuV/m)	Margin (dB)	Peak Limit (dBuV/m)	PK Margin (dB)	Azimuth (Degs)	Height (cm)	Polarity
* 4.829	40.47	PK2	34.2	-25.8	0	48.87	-	-	74	-25.13	146	336	H
* 4.829	32.13	MAv1	34.2	-25.8	0	40.53	54	-13.47	-	-	146	336	H
* 4.824	43.69	PK2	34.2	-25.9	0	51.99	-	-	74	-22.01	206	251	V
* 4.821	32.52	MAv1	34.2	-26	0	40.72	54	-13.28	-	-	206	251	V

* - indicates frequency in CFR47 Pt 15 / IC RSS-Restricted Band
PK2 - KDB558074 Method: Maximum Peak
MAv1 - KDB558074 Option 1 Maximum RMS Average

UL VERIFICATION SERVICES INC.
47173 Benicia Street, Fremont, CA 94538; USA TEL:(510) 771-1000 FAX:(510) 661-0888
This report shall not be reproduced except in full, without the written approval of UL Verification Services Inc.

MID CHANNEL, CH 6 RESULTS

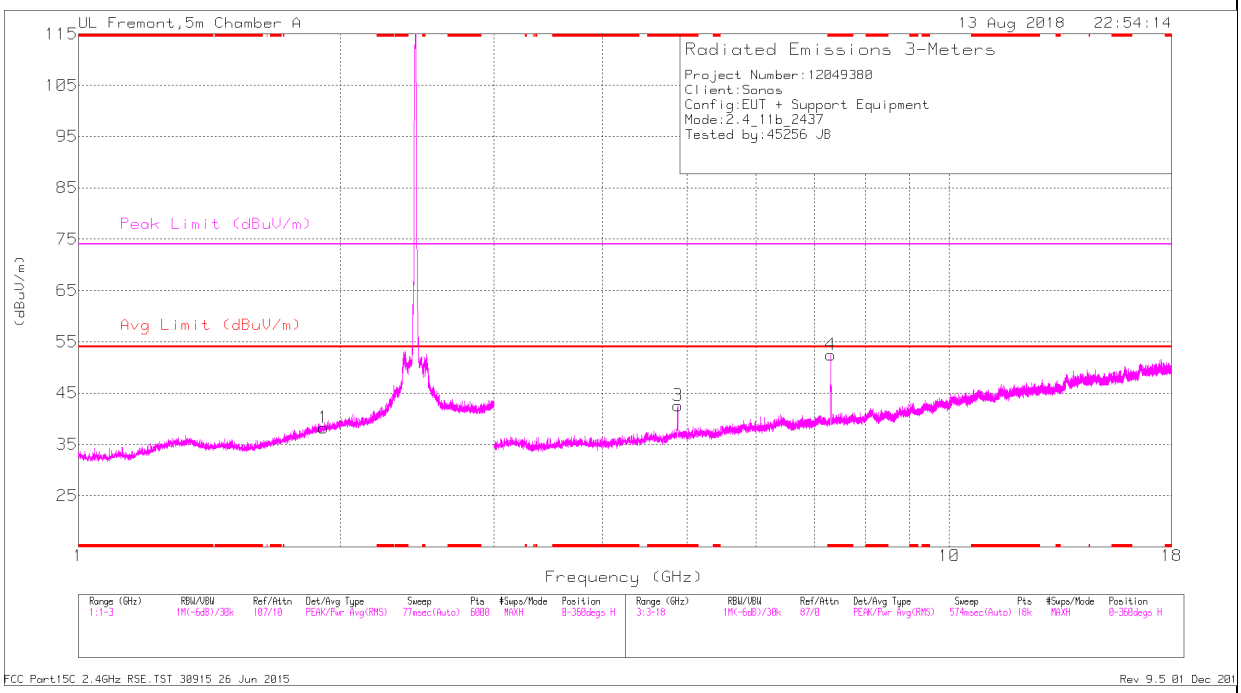

HORIZONTAL

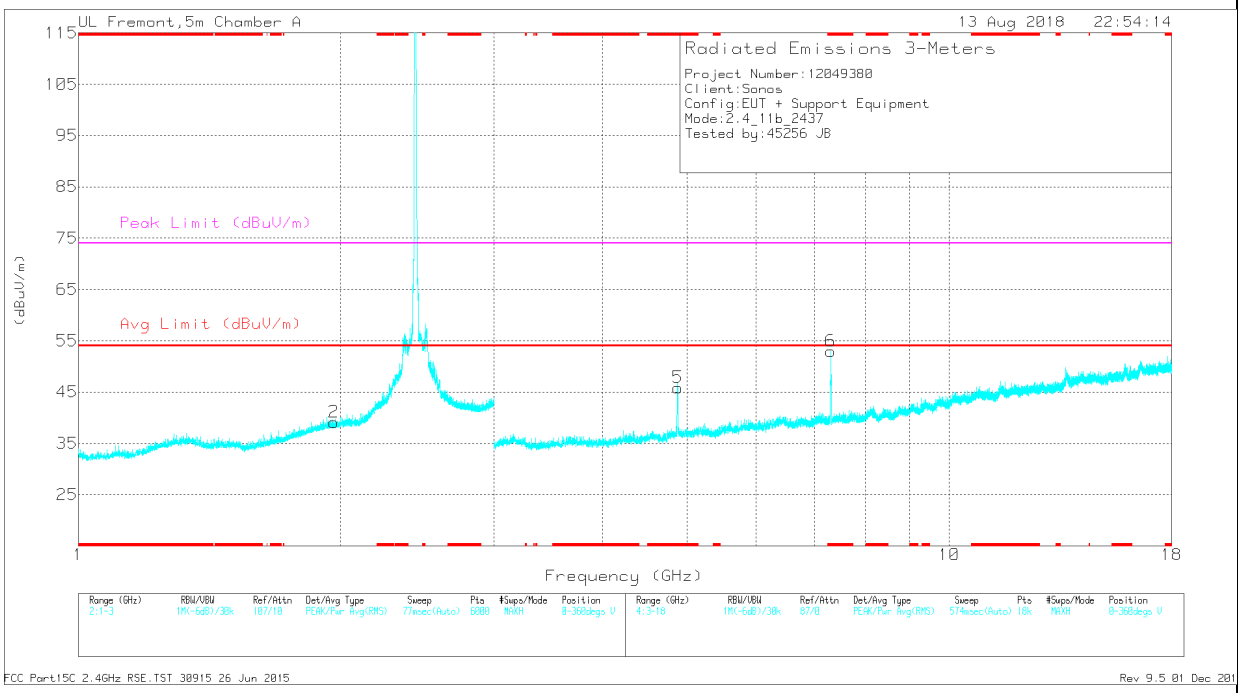

VERTICAL

UL VERIFICATION SERVICES INC.
47173 Benicia Street, Fremont, CA 94538; USA TEL:(510) 771-1000 FAX:(510) 661-0888

This report shall not be reproduced except in full, without the written approval of UL Verification Services Inc.

RADIATED EMISSIONS

Trace Markers

Marker	Frequency (GHz)	Meter Reading (dBuV)	Det	AF T862 (dB/m)	Amp/Cbl/Fltr/Pad (dB)	DC Corr (dB)	Corrected Reading (dBuV/m)	Avg Limit (dBuV/m)	Margin (dB)	Peak Limit (dBuV/m)	PK Margin (dB)	Azimuth (Degs)	Height (cm)	Polarity
3	* 4.879	34.5	Pk	34.1	-26	0	42.6	-	-	74	-31.4	0-360	199	H
4	* 7.311	39.95	Pk	35.7	-23.2	0	52.45	-	-	74	-21.55	0-360	101	H
5	* 4.879	37.79	Pk	34.1	-26	0	45.89	-	-	74	-28.11	0-360	200	V
6	* 7.312	40.41	Pk	35.7	-23.2	0	52.91	-	-	74	-21.09	0-360	200	V
1	1.91	30.08	Pk	31.1	-22.9	0	38.28	-	-	-	-	0-360	199	H
2	1.963	30.67	Pk	31.4	-23	0	39.07	-	-	-	-	0-360	200	V

* - indicates frequency in CFR47 Pt 15 / IC RSS-Restricted Band
Pk - Peak detector

Radiated Emissions

Frequency (GHz)	Meter Reading (dBuV)	Det	AF T862 (dB/m)	Amp/Cbl/Fltr/Pad (dB)	DC Corr (dB)	Corrected Reading (dBuV/m)	Avg Limit (dBuV/m)	Margin (dB)	Peak Limit (dBuV/m)	PK Margin (dB)	Azimuth (Degs)	Height (cm)	Polarity
* 4.88	39.01	PK2	34.1	-26	0	47.11	-	-	74	-26.89	173	109	H
* 4.879	30.16	MAv1	34.1	-26	0	38.26	54	-15.74	-	-	173	109	H
* 7.309	43.77	PK2	35.7	-23.2	0	56.27	-	-	74	-17.73	171	208	H
* 7.309	31.89	MAv1	35.7	-23.2	0	44.39	54	-9.61	-	-	171	208	H
* 4.879	42.74	PK2	34.1	-26	0	50.84	-	-	74	-23.16	217	257	V
* 4.879	36.1	MAv1	34.1	-26	0	44.2	54	-9.8	-	-	217	257	V
* 7.31	45.97	PK2	35.7	-23.2	0	58.47	-	-	74	-15.53	286	199	V
* 7.31	33.54	MAv1	35.7	-23.2	0	46.04	54	-7.96	-	-	286	199	V

* - indicates frequency in CFR47 Pt 15 / IC RSS-Restricted Band
PK2 - KDB558074 Method: Maximum Peak
MAv1 - KDB558074 Option 1 Maximum RMS Average

UL VERIFICATION SERVICES INC.
47173 Benicia Street, Fremont, CA 94538; USA TEL:(510) 771-1000 FAX:(510) 661-0888
This report shall not be reproduced except in full, without the written approval of UL Verification Services Inc.

HIGH CHANNEL, CH 11 RESULTS

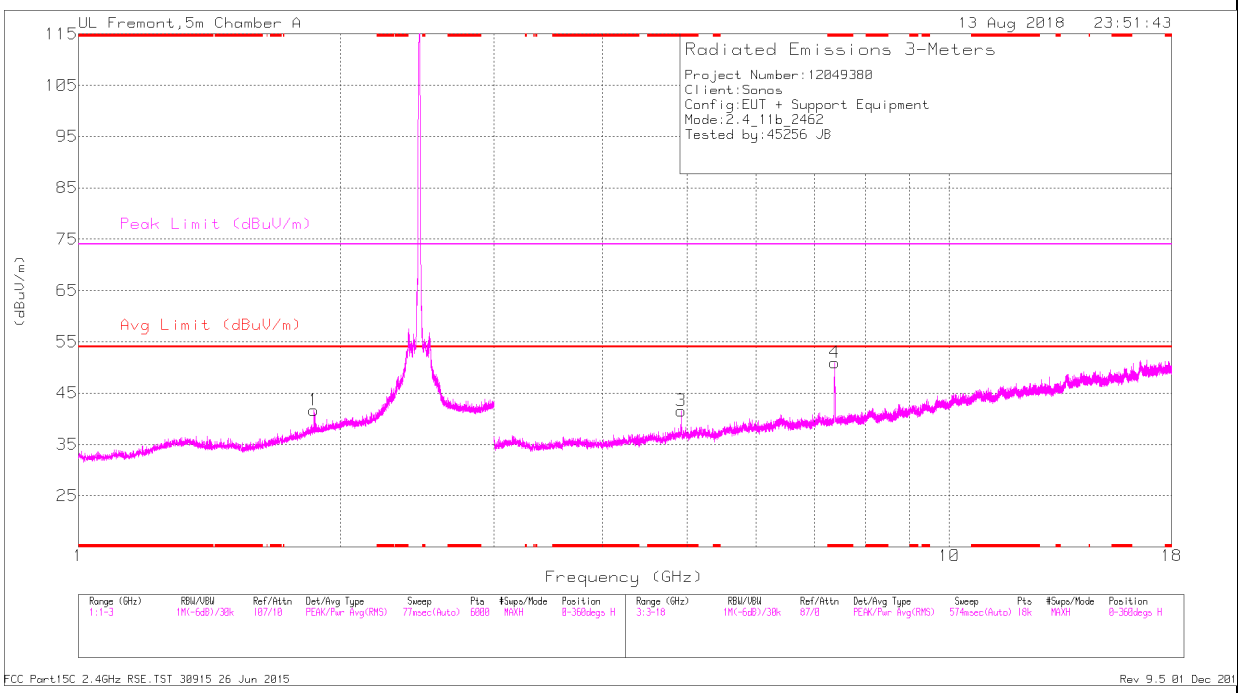

HORIZONTAL

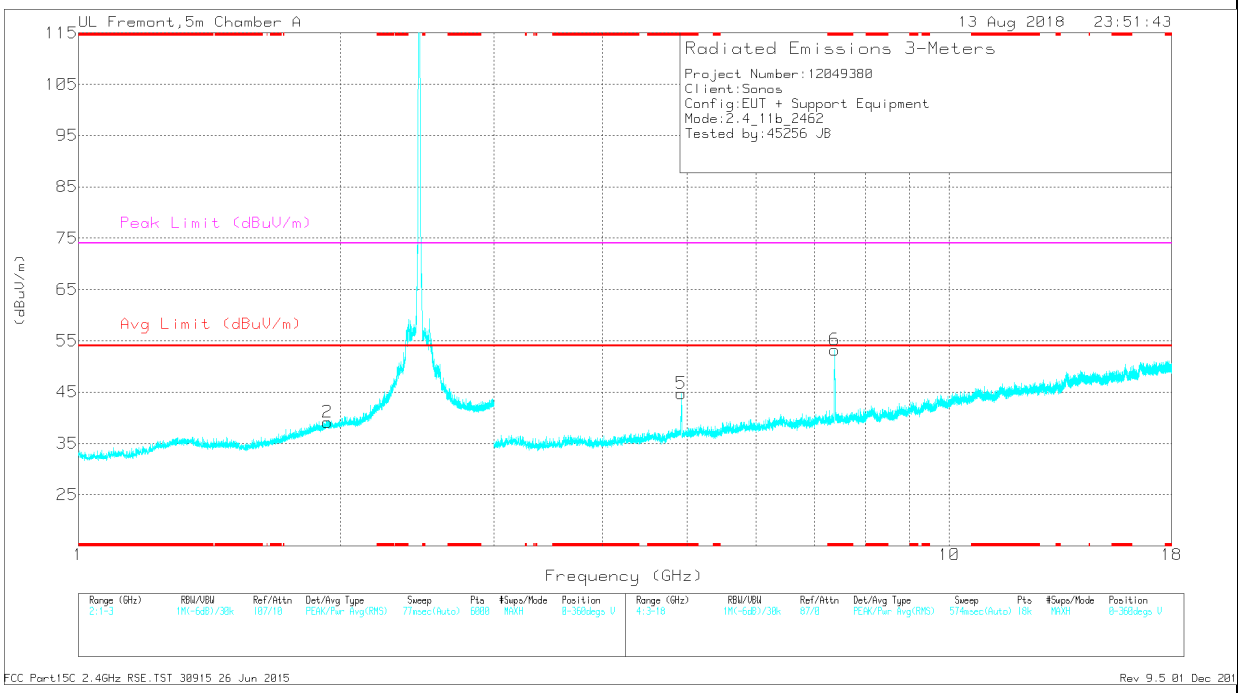

VERTICAL

UL VERIFICATION SERVICES INC.
47173 Benicia Street, Fremont, CA 94538; USA TEL:(510) 771-1000 FAX:(510) 661-0888

This report shall not be reproduced except in full, without the written approval of UL Verification Services Inc.

RADIATED EMISSIONS

Trace Markers

Marker	Frequency (GHz)	Meter Reading (dBuV)	Det	AF T862 (dB/m)	Amp/Cbl/Fltr/Pad (dB)	DC Corr (dB)	Corrected Reading (dBuV/m)	Avg Limit (dBuV/m)	Margin (dB)	Peak Limit (dBuV/m)	PK Margin (dB)	Azimuth (Degs)	Height (cm)	Polarity
3	* 4.924	33.79	Pk	34.1	-26.4	0	41.49	-	-	74	-32.51	0-360	101	H
4	* 7.384	37.44	Pk	35.6	-22.1	0	50.94	-	-	74	-23.06	0-360	199	H
5	* 4.918	36.87	Pk	34.1	-26.2	0	44.77	-	-	74	-29.23	0-360	200	V
6	* 7.384	39.7	Pk	35.6	-22.1	0	53.2	-	-	74	-20.8	0-360	101	V
1	1.862	33.68	Pk	30.9	-22.9	0	41.68	-	-	-	-	0-360	101	H
2	1.93	30.7	Pk	31.2	-22.8	0	39.1	-	-	-	-	0-360	200	V

* - indicates frequency in CFR47 Pt 15 / IC RSS-Restricted Band
Pk - Peak detector

Radiated Emissions

Frequency (GHz)	Meter Reading (dBuV)	Det	AF T862 (dB/m)	Amp/Cbl/Fltr/Pad (dB)	DC Corr (dB)	Corrected Reading (dBuV/m)	Avg Limit (dBuV/m)	Margin (dB)	Peak Limit (dBuV/m)	PK Margin (dB)	Azimuth (Degs)	Height (cm)	Polarity
* 4.924	40.1	PK2	34.1	-26.4	0	47.8	-	-	74	-26.2	167	302	H
* 4.924	27.79	MAv1	34.1	-26.4	0	35.49	54	-18.51	-	-	167	302	H
* 7.384	44.57	PK2	35.6	-22.1	0	58.07	-	-	74	-15.93	67	216	H
* 7.384	32.53	MAv1	35.6	-22.1	0	46.03	54	-7.97	-	-	67	216	H
* 4.919	42.63	PK2	34.1	-26.2	0	50.53	-	-	74	-23.47	219	307	V
* 4.919	34.85	MAv1	34.1	-26.2	0	42.75	54	-11.25	-	-	219	307	V
* 7.385	44.22	PK2	35.6	-22.1	0	57.72	-	-	74	-16.28	183	168	V
* 7.384	32.62	MAv1	35.6	-22.1	0	46.12	54	-7.88	-	-	183	168	V

* - indicates frequency in CFR47 Pt 15 / IC RSS-Restricted Band
PK2 - KDB558074 Method: Maximum Peak
MAv1 - KDB558074 Option 1 Maximum RMS Average

UL VERIFICATION SERVICES INC.
47173 Benicia Street, Fremont, CA 94538; USA TEL:(510) 771-1000 FAX:(510) 661-0888
This report shall not be reproduced except in full, without the written approval of UL Verification Services Inc.

10.1.2. TX ABOVE 1 GHz 802.11g MODE IN THE 2.4 GHz BAND

BANDEDGE (LOW CHANNEL, CH 1)

HORIZONTAL RESULT

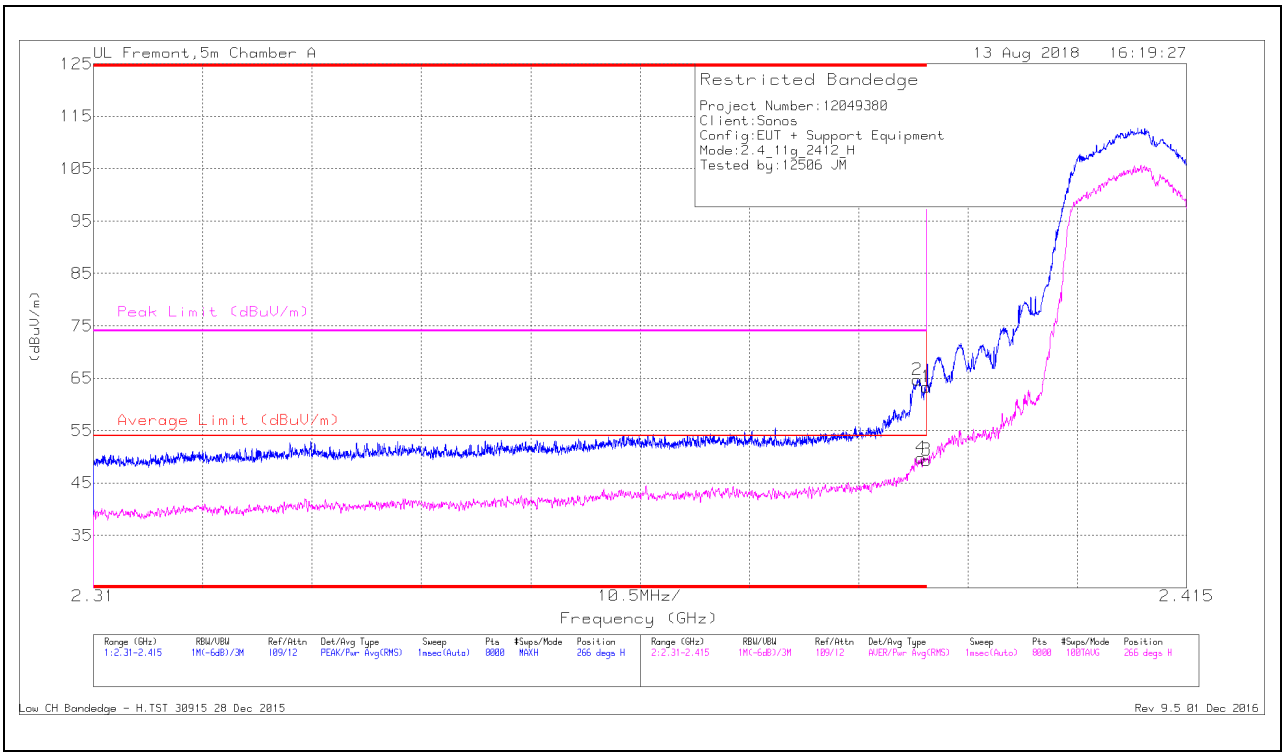

Trace Markers

Marker	Frequency (GHz)	Meter Reading (dBuV)	Det	AF T862 (dB/m)	Amp/Cbl/Fltr/Pad (dB)	Corrected Reading (dBuV/m)	Average Limit (dBuV/m)	Margin (dB)	Peak Limit (dBuV/m)	PK Margin (dB)	Azimuth (Degs)	Height (cm)	Polarity
2	* 2.389	55.88	Pk	31.8	-23	64.68	-	-	74	-9.32	266	109	H
1	* 2.39	54.48	Pk	31.8	-23	63.28	-	-	74	-10.72	266	109	H
3	* 2.39	40.56	RMS	31.8	-23	49.36	54	-4.64	-	-	266	109	H
4	* 2.39	41.03	RMS	31.8	-23	49.83	54	-4.17	-	-	266	109	H

* - indicates frequency in CFR47 Pt 15 / IC RSS-Restricted Band
Pk - Peak detector
RMS - RMS detection

UL VERIFICATION SERVICES INC.
47173 Benicia Street, Fremont, CA 94538; USA TEL:(510) 771-1000 FAX:(510) 661-0888
This report shall not be reproduced except in full, without the written approval of UL Verification Services Inc.

VERTICAL RESULT

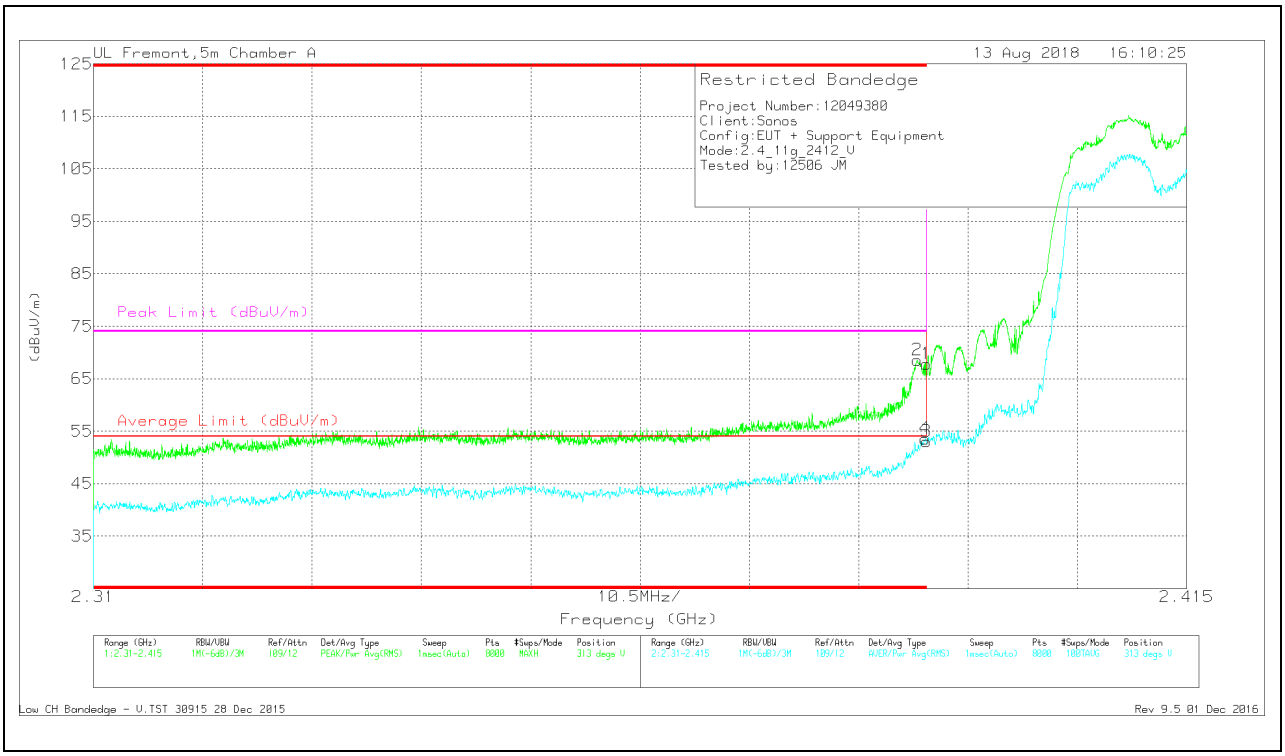

Trace Markers

Marker	Frequency (GHz)	Meter Reading (dBuV)	Det	AF T862 (dB/m)	Amp/Cbl/Fltr/Pad (dB)	Corrected Reading (dBuV/m)	Average Limit (dBuV/m)	Margin (dB)	Peak Limit (dBuV/m)	PK Margin (dB)	Azimuth (Degs)	Height (cm)	Polarity
2	* 2.389	59.75	Pk	31.8	-23	68.55	-	-	74	-5.45	313	197	V
1	* 2.39	58.98	Pk	31.8	-23	67.78	-	-	74	-6.22	313	197	V
3	* 2.39	44.24	RMS	31.8	-23	53.04	54	-.96	-	-	313	197	V
4	* 2.39	44.78	RMS	31.8	-23	53.58	54	-.42	-	-	313	197	V

* - indicates frequency in CFR47 Pt 15 / IC RSS-Restricted Band
Pk - Peak detector
RMS - RMS detection

UL VERIFICATION SERVICES INC.
47173 Benicia Street, Fremont, CA 94538; USA TEL:(510) 771-1000 FAX:(510) 661-0888
This report shall not be reproduced except in full, without the written approval of UL Verification Services Inc.

BANDEDGE (LOW CHANNEL, CH 2)

HORIZONTAL RESULT

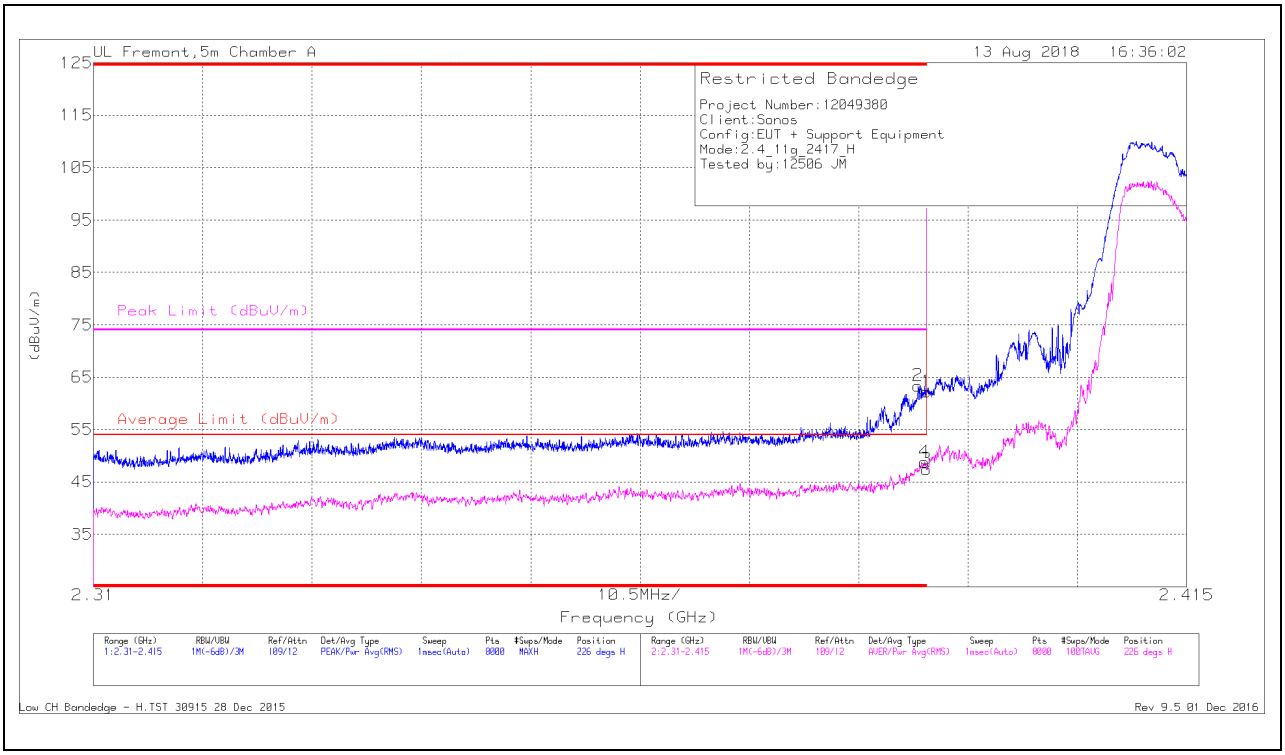

Trace Markers

Marker	Frequency (GHz)	Meter Reading (dBuV)	Det	AF T862 (dB/m)	Amp/Cbl/Fltr/Pad (dB)	Corrected Reading (dBuV/m)	Average Limit (dBuV/m)	Margin (dB)	Peak Limit (dBuV/m)	PK Margin (dB)	Azimuth (Degs)	Height (cm)	Polarity
2	* 2.389	54.59	Pk	31.8	-23	63.39	-	-	74	-10.61	226	180	H
1	* 2.39	53.42	Pk	31.8	-23	62.22	-	-	74	-11.78	226	180	H
3	* 2.39	38.59	RMS	31.8	-23	47.39	54	-6.61	-	-	226	180	H
4	* 2.39	39.98	RMS	31.8	-23	48.78	54	-5.22	-	-	226	180	H

* - indicates frequency in CFR47 Pt 15 / IC RSS-Restricted Band
Pk - Peak detector
RMS - RMS detection

UL VERIFICATION SERVICES INC.
47173 Benicia Street, Fremont, CA 94538; USA TEL:(510) 771-1000 FAX:(510) 661-0888
This report shall not be reproduced except in full, without the written approval of UL Verification Services Inc.

VERTICAL RESULT

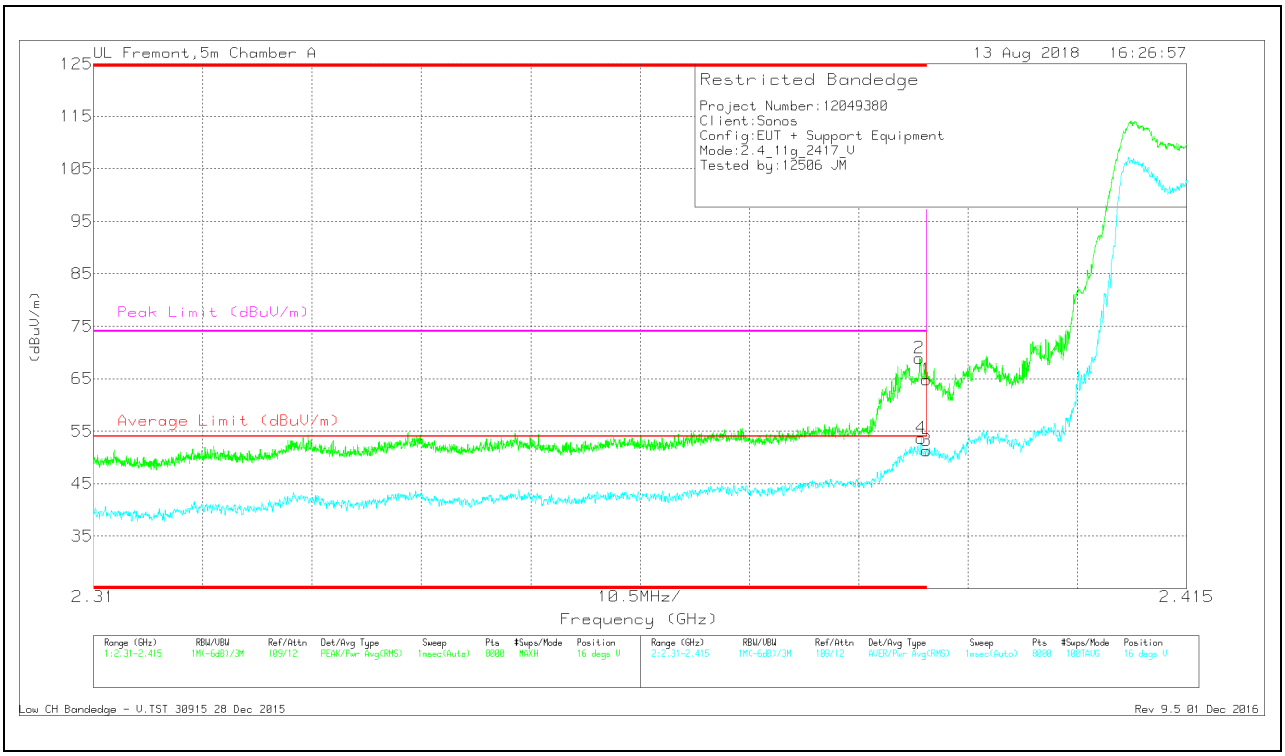

Trace Markers

Marker	Frequency (GHz)	Meter Reading (dBuV)	Det	AF T862 (dB/m)	Amp/Cbl/Fltr/Pad (dB)	Corrected Reading (dBuV/m)	Average Limit (dBuV/m)	Margin (dB)	Peak Limit (dBuV/m)	PK Margin (dB)	Azimuth (Degs)	Height (cm)	Polarity
2	* 2.389	60.15	Pk	31.8	-23	68.95	-	-	74	-5.05	16	130	V
1	* 2.39	56.02	Pk	31.8	-23	64.82	-	-	74	-9.18	16	130	V
3	* 2.39	42.47	RMS	31.8	-23	51.27	54	-2.73	-	-	16	130	V
4	* 2.39	44.82	RMS	31.8	-23	53.62	54	-.38	-	-	16	130	V

* - indicates frequency in CFR47 Pt 15 / IC RSS-Restricted Band
Pk - Peak detector
RMS - RMS detection

UL VERIFICATION SERVICES INC.
47173 Benicia Street, Fremont, CA 94538; USA TEL:(510) 771-1000 FAX:(510) 661-0888
This report shall not be reproduced except in full, without the written approval of UL Verification Services Inc.

BANDEDGE (HIGH CHANNEL, CH 10)

HORIZONTAL RESULT

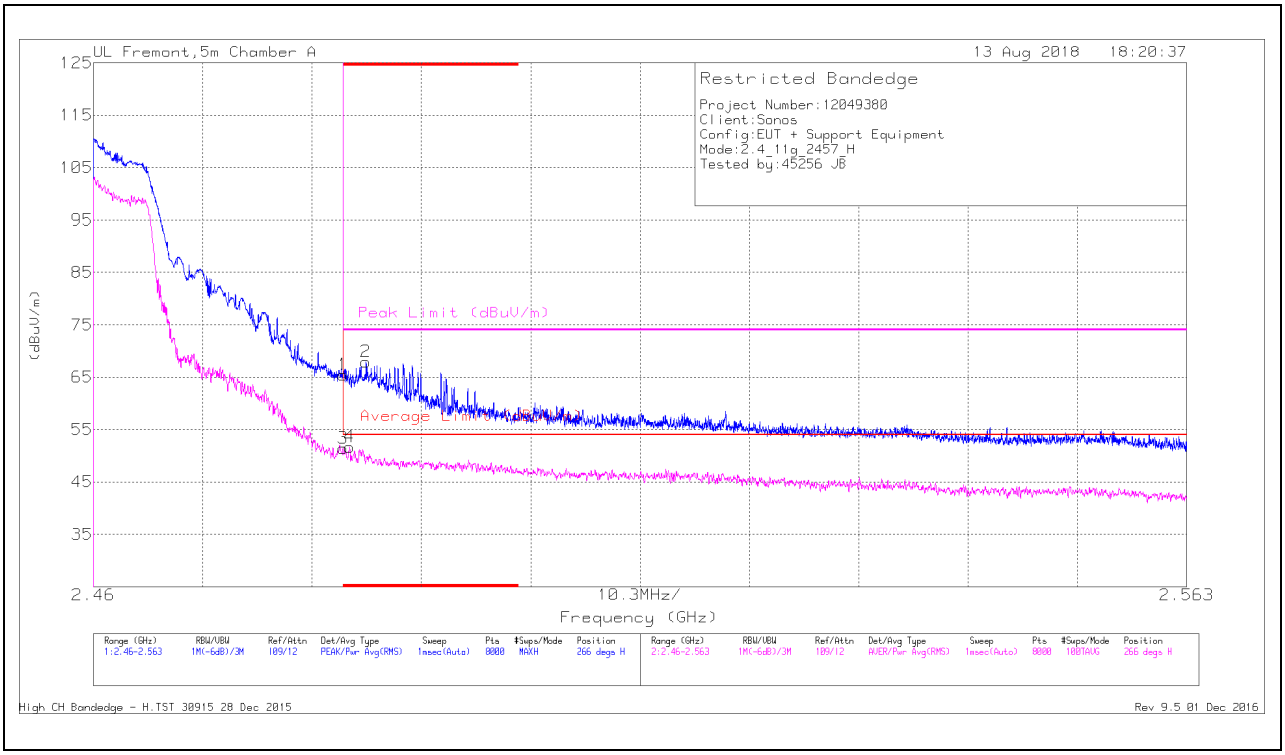

Trace Markers

Marker	Frequency (GHz)	Meter Reading (dBuV)	Det	AF T862 (dB/m)	Amp/Cbl/Fltr/Pad (dB)	Corrected Reading (dBuV/m)	Average Limit (dBuV/m)	Margin (dB)	Peak Limit (dBuV/m)	PK Margin (dB)	Azimuth (Degs)	Height (cm)	Polarity
1	* 2.484	55.99	Pk	32.3	-22.9	65.39	-	-	74	-8.61	266	208	H
3	* 2.484	42.05	RMS	32.3	-22.9	51.45	54	-2.55	-	-	266	208	H
4	* 2.484	42.27	RMS	32.3	-22.9	51.67	54	-2.33	-	-	266	208	H
2	* 2.486	58.44	Pk	32.3	-22.8	67.94	-	-	74	-6.06	266	208	H

* - indicates frequency in CFR47 Pt 15 / IC RSS-Restricted Band
Pk - Peak detector
RMS - RMS detection

UL VERIFICATION SERVICES INC.
47173 Benicia Street, Fremont, CA 94538; USA TEL:(510) 771-1000 FAX:(510) 661-0888
This report shall not be reproduced except in full, without the written approval of UL Verification Services Inc.

VERTICAL RESULT

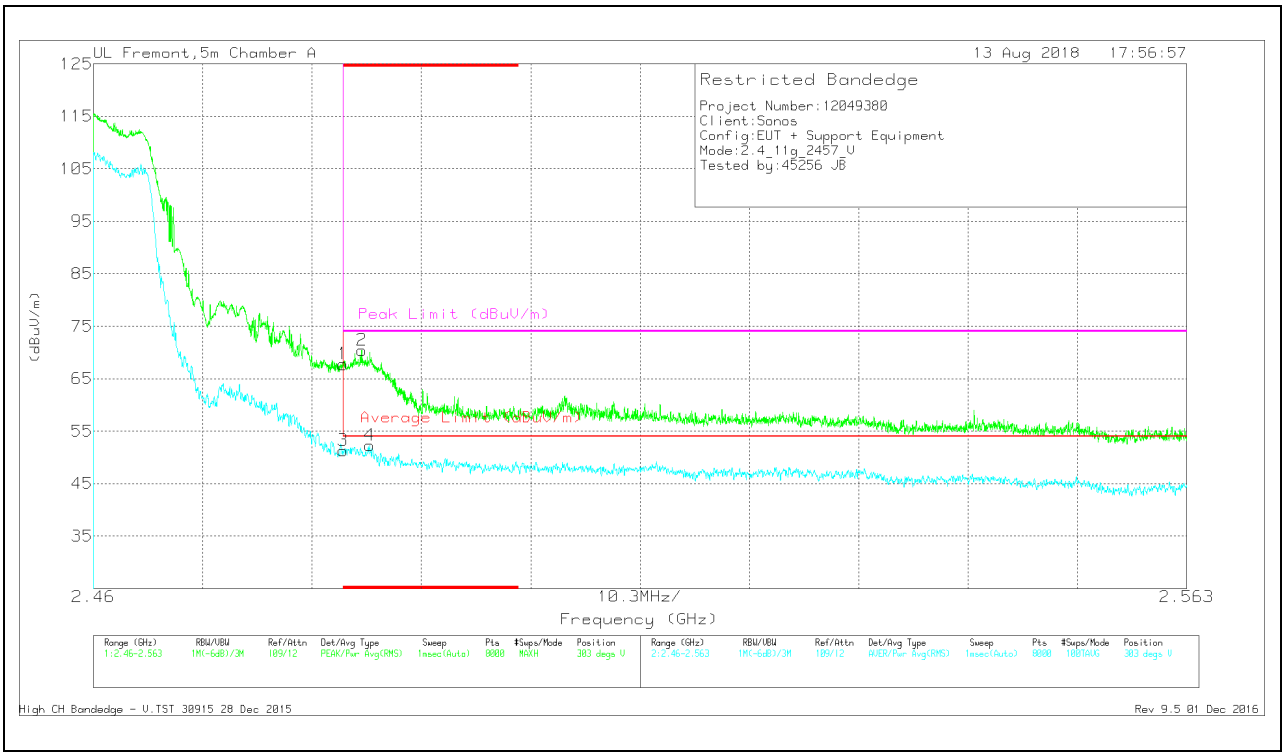

Trace Markers

Marker	Frequency (GHz)	Meter Reading (dBuV)	Det	AF T862 (dB/m)	Amp/Cbl/Fltr/Pad (dB)	Corrected Reading (dBuV/m)	Average Limit (dBuV/m)	Margin (dB)	Peak Limit (dBuV/m)	PK Margin (dB)	Azimuth (Degs)	Height (cm)	Polarity
1	* 2.484	58.34	Pk	32.3	-22.9	67.74	-	-	74	-6.26	303	187	V
3	* 2.484	41.87	RMS	32.3	-22.9	51.27	54	-2.73	-	-	303	187	V
2	* 2.485	60.95	Pk	32.3	-22.8	70.45	-	-	74	-3.55	303	187	V
4	* 2.486	42.82	RMS	32.3	-22.8	52.32	54	-1.68	-	-	303	187	V

* - indicates frequency in CFR47 Pt 15 / IC RSS-Restricted Band
Pk - Peak detector
RMS - RMS detection

UL VERIFICATION SERVICES INC.
47173 Benicia Street, Fremont, CA 94538; USA TEL:(510) 771-1000 FAX:(510) 661-0888
This report shall not be reproduced except in full, without the written approval of UL Verification Services Inc.

BANDEDGE (HIGH CHANNEL, CH 11)

HORIZONTAL RESULT

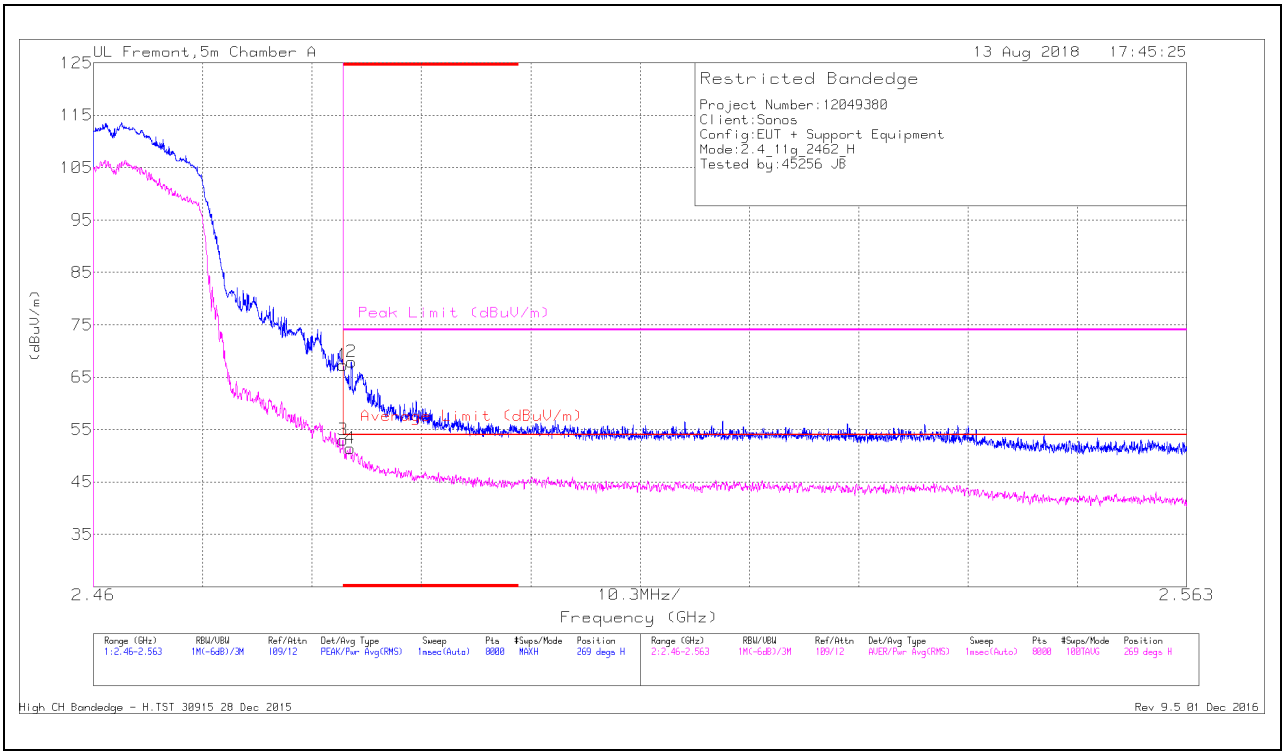

Trace Markers

Marker	Frequency (GHz)	Meter Reading (dBuV)	Det	AF T862 (dB/m)	Amp/Cbl/Fltr/Pad (dB)	Corrected Reading (dBuV/m)	Average Limit (dBuV/m)	Margin (dB)	Peak Limit (dBuV/m)	PK Margin (dB)	Azimuth (Degs)	Height (cm)	Polarity
1	* 2.484	57.94	Pk	32.3	-22.9	67.34	-	-	74	-6.66	269	290	H
2	* 2.484	58.47	Pk	32.3	-22.9	67.87	-	-	74	-6.13	269	290	H
3	* 2.484	43.63	RMS	32.3	-22.9	53.03	54	-.97	-	-	269	290	H
4	* 2.484	42.01	RMS	32.3	-22.9	51.41	54	-2.59	-	-	269	290	H

* - indicates frequency in CFR47 Pt 15 / IC RSS-Restricted Band
Pk - Peak detector
RMS - RMS detection

UL VERIFICATION SERVICES INC.
47173 Benicia Street, Fremont, CA 94538; USA TEL:(510) 771-1000 FAX:(510) 661-0888
This report shall not be reproduced except in full, without the written approval of UL Verification Services Inc.

VERTICAL RESULT

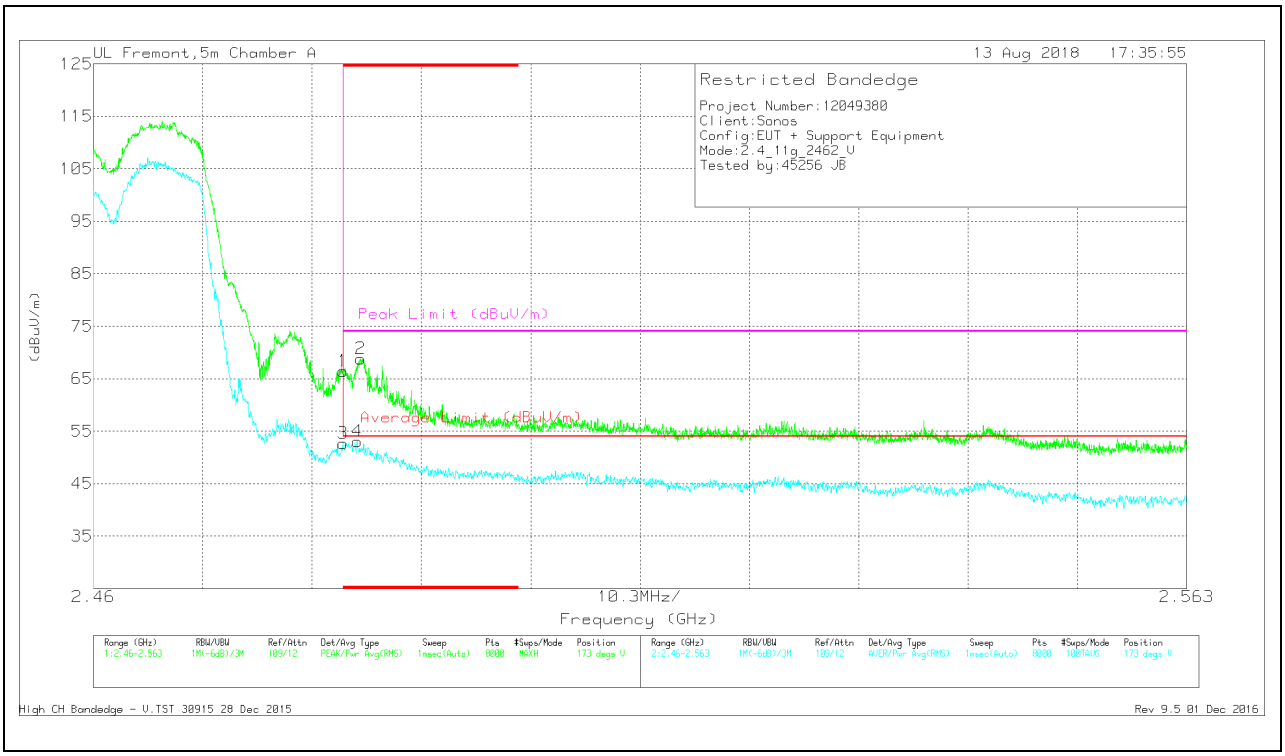

Trace Markers

Marker	Frequency (GHz)	Meter Reading (dBuV)	Det	AF T862 (dB/m)	Amp/Cbl/Fltr/Pad (dB)	Corrected Reading (dBuV/m)	Average Limit (dBuV/m)	Margin (dB)	Peak Limit (dBuV/m)	PK Margin (dB)	Azimuth (Degs)	Height (cm)	Polarity
1	* 2.484	56.99	Pk	32.3	-22.9	66.39	-	-	74	-7.61	173	110	V
3	* 2.484	43.2	RMS	32.3	-22.9	52.6	54	-1.4	-	-	173	110	V
2	* 2.485	59.25	Pk	32.3	-22.8	68.75	-	-	74	-5.25	173	110	V
4	* 2.485	43.67	RMS	32.3	-22.9	53.07	54	-.93	-	-	173	110	V

* - indicates frequency in CFR47 Pt 15 / IC RSS-Restricted Band
Pk - Peak detector
RMS - RMS detection

UL VERIFICATION SERVICES INC.
47173 Benicia Street, Fremont, CA 94538; USA TEL:(510) 771-1000 FAX:(510) 661-0888
This report shall not be reproduced except in full, without the written approval of UL Verification Services Inc.

HARMONICS AND SPURIOUS EMISSIONS

LOW CHANNEL, CH 1 RESULTS

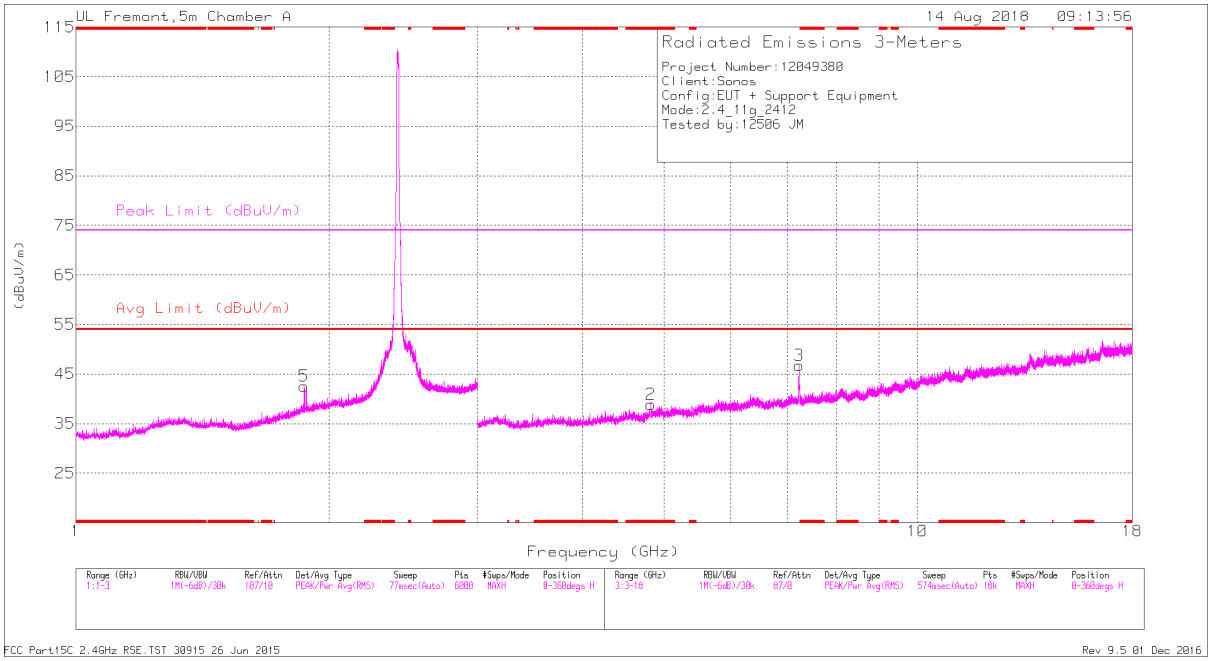

HORIZONTAL

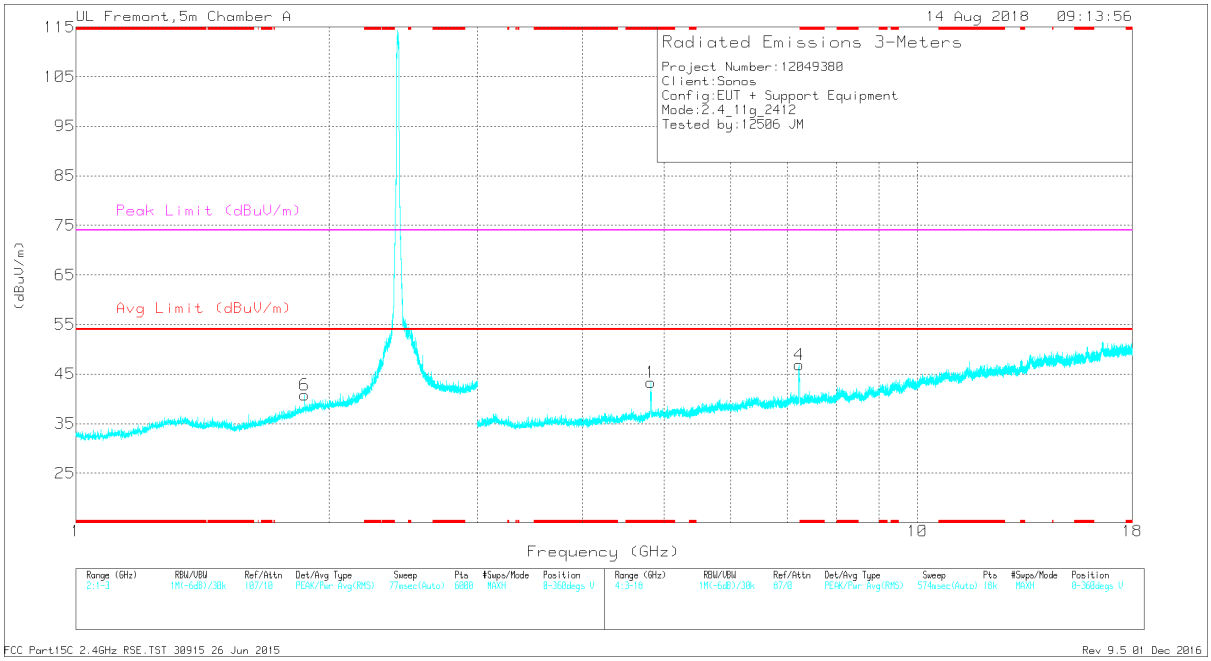

VERTICAL

UL VERIFICATION SERVICES INC.
47173 Benicia Street, Fremont, CA 94538; USA TEL:(510) 771-1000 FAX:(510) 661-0888
This report shall not be reproduced except in full, without the written approval of UL Verification Services Inc.

RADIATED EMISSIONS

Trace Markers

Marker	Frequency (GHz)	Meter Reading (dBuV)	Det	AF T862 (dB/m)	Amp/Cbl/Fltr/Pad (dB)	Corrected Reading (dBuV/m)	Avg Limit (dBuV/m)	Margin (dB)	Peak Limit (dBuV/m)	PK Margin (dB)	Azimuth (Degs)	Height (cm)	Polarity
2	* 4.821	30.71	Pk	34.2	-26	38.91	-	-	74	-35.09	0-360	199	H
1	* 4.82	35.09	Pk	34.2	-26	43.29	-	-	74	-30.71	0-360	200	V
5	1.868	34.42	Pk	31	-22.9	42.52	-	-	-	-	0-360	199	H
6	1.869	32.7	Pk	31	-22.9	40.8	-	-	-	-	0-360	200	V
4	7.233	34.32	Pk	35.7	-23.1	46.92	-	-	-	-	0-360	101	V
3	7.234	34.17	Pk	35.7	-23.1	46.77	-	-	-	-	0-360	101	H

* - indicates frequency in CFR47 Pt 15 / IC RSS-Restricted Band
Pk - Peak detector

Radiated Emissions

Frequency (GHz)	Meter Reading (dBuV)	Det	AF T862 (dB/m)	Amp/Cbl/Fltr/Pad (dB)	Corrected Reading (dBuV/m)	Avg Limit (dBuV/m)	Margin (dB)	Peak Limit (dBuV/m)	PK Margin (dB)	Azimuth (Degs)	Height (cm)	Polarity
* 4.821	39.72	PK2	34.2	-26	47.92	-	-	74	-26.08	164	179	H
* 4.82	27.92	MAv1	34.2	-26	36.12	54	-17.88	-	-	164	179	H
* 4.82	44.16	PK2	34.2	-26	52.36	-	-	74	-21.64	213	228	V
* 4.82	32.61	MAv1	34.2	-26	40.81	54	-13.19	-	-	213	228	V

* - indicates frequency in CFR47 Pt 15 / IC RSS-Restricted Band
PK2 - KDB558074 Method: Maximum Peak
MAv1 - KDB558074 Option 1 Maximum RMS Average

UL VERIFICATION SERVICES INC.
47173 Benicia Street, Fremont, CA 94538; USA TEL:(510) 771-1000 FAX:(510) 661-0888
This report shall not be reproduced except in full, without the written approval of UL Verification Services Inc.

MID CHANNEL, CH 6 RESULTS

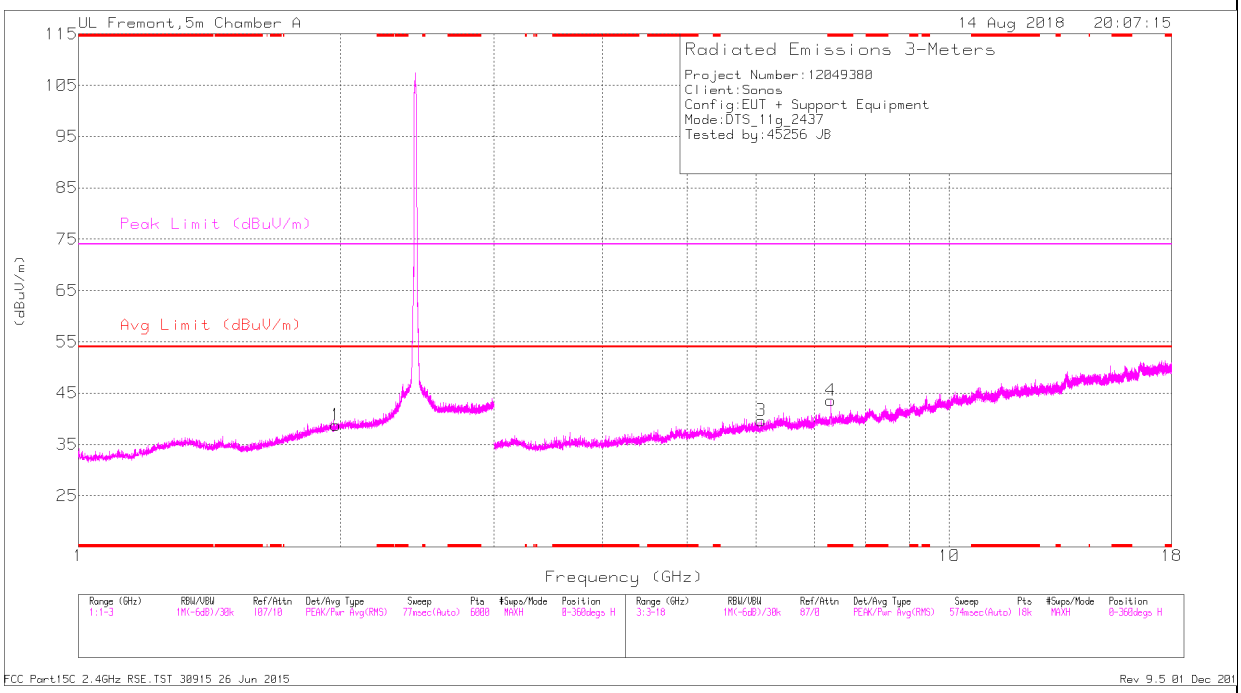

HORIZONTAL

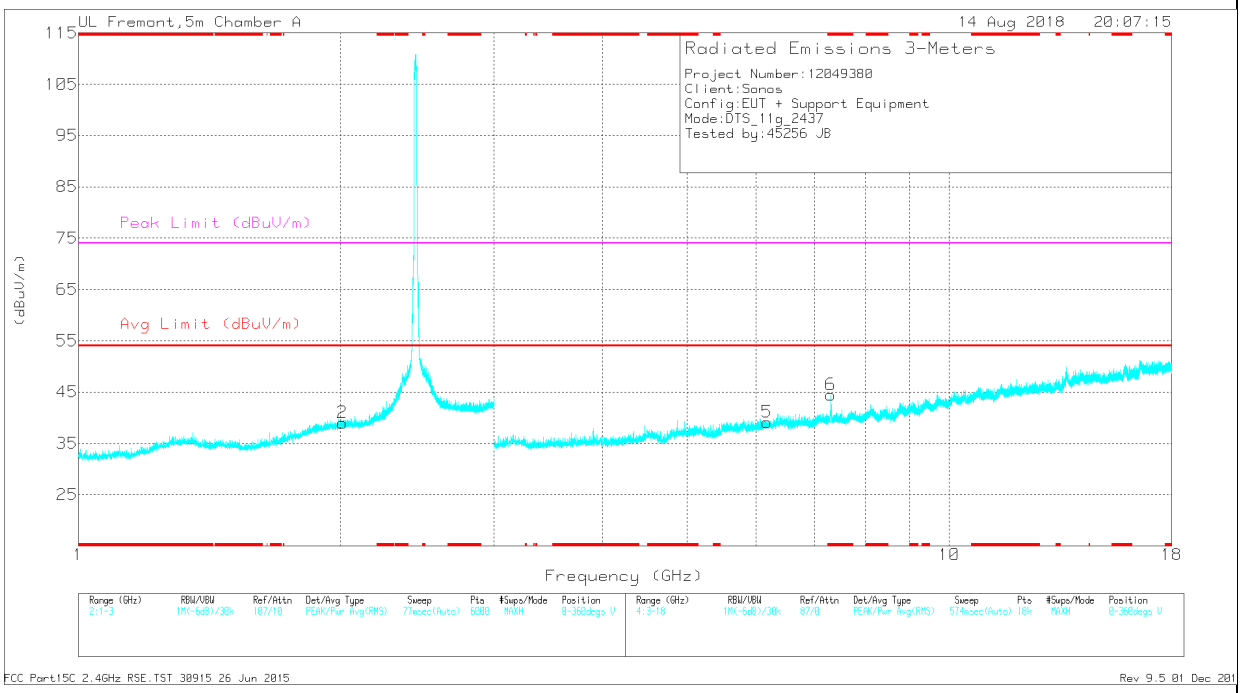

VERTICAL

UL VERIFICATION SERVICES INC.
47173 Benicia Street, Fremont, CA 94538; USA TEL:(510) 771-1000 FAX:(510) 661-0888
This report shall not be reproduced except in full, without the written approval of UL Verification Services Inc.

RADIATED EMISSIONS

Trace Markers

Marker	Frequency (GHz)	Meter Reading (dBuV)	Det	AF T862 (dB/m)	Amp/Cbl/Fltr/Pad (dB)	DC Corr (dB)	Corrected Reading (dBuV/m)	Avg Limit (dBuV/m)	Margin (dB)	Peak Limit (dBuV/m)	PK Margin (dB)	Azimuth (Degs)	Height (cm)	Polarity
4	* 7.311	31.04	Pk	35.7	-23.2	0	43.54	-	-	74	-30.46	0-360	199	H
6	* 7.306	31.91	Pk	35.7	-23.2	0	44.41	-	-	74	-29.59	0-360	200	V
1	1.974	30.39	Pk	31.4	-23	0	38.79	-	-	-	-	0-360	101	H
2	2.008	30.62	Pk	31.4	-23	0	39.02	-	-	-	-	0-360	200	V
3	6.082	29.09	Pk	35.5	-25	0	39.59	-	-	-	-	0-360	199	H
5	6.177	27.92	Pk	35.6	-24.4	0	39.12	-	-	-	-	0-360	101	V

* - indicates frequency in CFR47 Pt 15 / IC RSS-Restricted Band
Pk - Peak detector

Radiated Emissions

Frequency (GHz)	Meter Reading (dBuV)	Det	AF T862 (dB/m)	Amp/Cbl/Fltr/Pad (dB)	DC Corr (dB)	Corrected Reading (dBuV/m)	Avg Limit (dBuV/m)	Margin (dB)	Peak Limit (dBuV/m)	PK Margin (dB)	Azimuth (Degs)	Height (cm)	Polarity
* 7.312	41.25	PK2	35.7	-23.2	0	53.75	-	-	74	-20.25	53	237	H
* 7.312	25.89	MAv1	35.7	-23.2	0	38.39	54	-15.61	-	-	53	237	H
* 7.306	40.82	PK2	35.7	-23.2	0	53.32	-	-	74	-20.68	337	212	V
* 7.306	24.76	MAv1	35.7	-23.2	0	37.26	54	-16.74	-	-	337	212	V

* - indicates frequency in CFR47 Pt 15 / IC RSS-Restricted Band
PK2 - KDB558074 Method: Maximum Peak
MAv1 - KDB558074 Option 1 Maximum RMS Average

UL VERIFICATION SERVICES INC.
47173 Benicia Street, Fremont, CA 94538; USA TEL:(510) 771-1000 FAX:(510) 661-0888
This report shall not be reproduced except in full, without the written approval of UL Verification Services Inc.

HIGH CHANNEL, CH 11 RESULTS

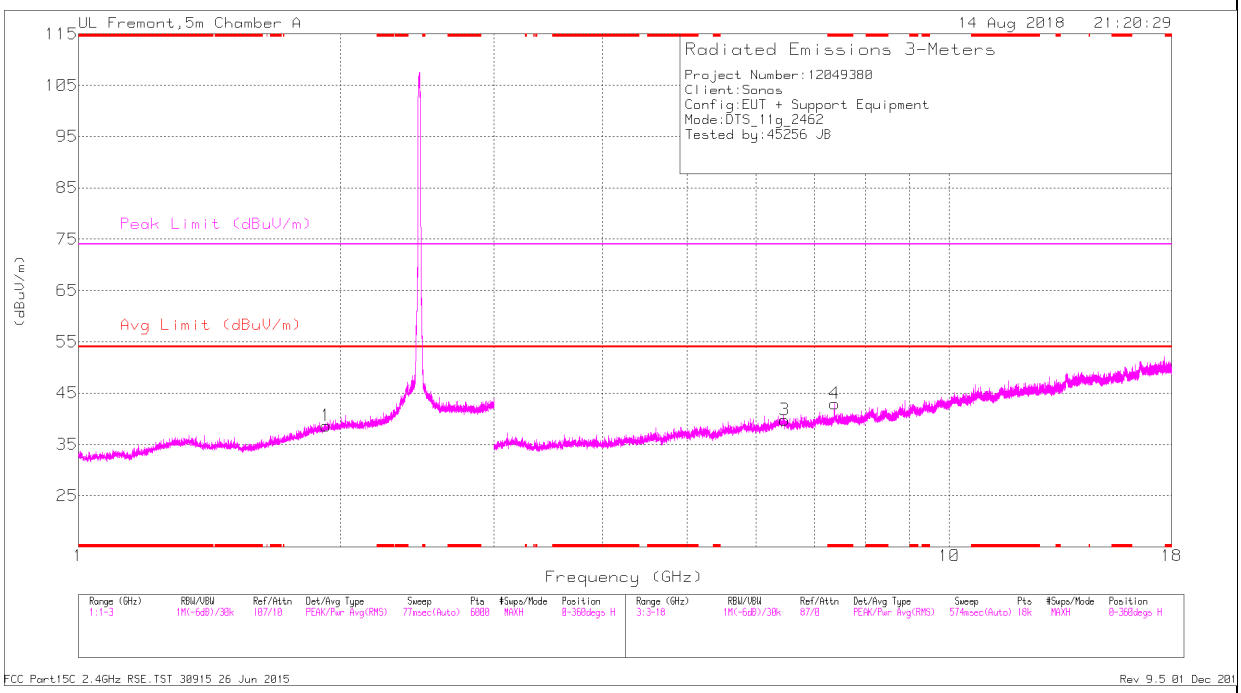

HORIZONTAL

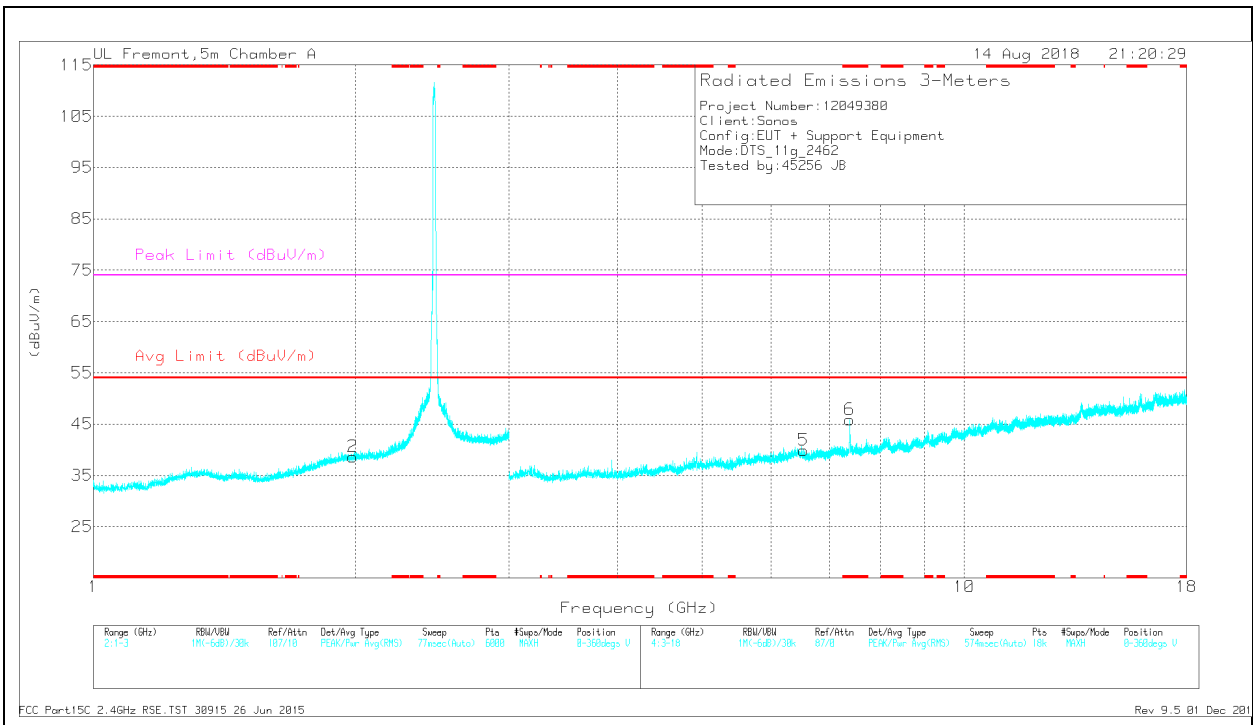

VERTICAL

UL VERIFICATION SERVICES INC.
47173 Benicia Street, Fremont, CA 94538; USA TEL:(510) 771-1000 FAX:(510) 661-0888
This report shall not be reproduced except in full, without the written approval of UL Verification Services Inc.

RADIATED EMISSIONS

Trace Markers

Marker	Frequency (GHz)	Meter Reading (dBuV)	Det	AF T862 (dB/m)	Amp/Cbl/Fltr/Pad (dB)	DC Corr (dB)	Corrected Reading (dBuV/m)	Avg Limit (dBuV/m)	Margin (dB)	Peak Limit (dBuV/m)	PK Margin (dB)	Azimuth (Degs)	Height (cm)	Polarity
4	* 7.387	29.46	Pk	35.6	-22.1	0	42.96	-	-	74	-31.04	0-360	199	H
6	* 7.385	32.3	Pk	35.6	-22.1	0	45.8	-	-	74	-28.2	0-360	200	V
1	1.926	30.27	Pk	31.2	-22.8	0	38.67	-	-	-	-	0-360	199	H
2	1.984	30.18	Pk	31.4	-23	0	38.58	-	-	-	-	0-360	200	V
3	6.466	27.66	Pk	35.7	-23.6	0	39.76	-	-	-	-	0-360	199	H
5	6.539	28.14	Pk	35.7	-23.9	0	39.94	-	-	-	-	0-360	101	V

* - indicates frequency in CFR47 Pt 15 / IC RSS-Restricted Band
Pk - Peak detector

Radiated Emissions

Frequency (GHz)	Meter Reading (dBuV)	Det	AF T862 (dB/m)	Amp/Cbl/Fltr/Pad (dB)	DC Corr (dB)	Corrected Reading (dBuV/m)	Avg Limit (dBuV/m)	Margin (dB)	Peak Limit (dBuV/m)	PK Margin (dB)	Azimuth (Degs)	Height (cm)	Polarity
* 7.388	39.85	PK2	35.6	-22.1	0	53.35	-	-	74	-20.65	53	235	H
* 7.387	24.88	MAv1	35.6	-22.1	0	38.38	54	-15.62	-	-	53	235	H
* 7.385	40.61	PK2	35.6	-22.1	0	54.11	-	-	74	-19.89	6	225	V
* 7.385	25.63	MAv1	35.6	-22.1	0	39.13	54	-14.87	-	-	6	225	V

* - indicates frequency in CFR47 Pt 15 / IC RSS-Restricted Band
PK2 - KDB558074 Method: Maximum Peak
MAv1 - KDB558074 Option 1 Maximum RMS Average

UL VERIFICATION SERVICES INC.
47173 Benicia Street, Fremont, CA 94538; USA TEL:(510) 771-1000 FAX:(510) 661-0888
This report shall not be reproduced except in full, without the written approval of UL Verification Services Inc.

10.1.3. TX ABOVE 1 GHz 802.11n HT20 MODE IN THE 2.4 GHz BAND

BANDEDGE (LOW CHANNEL, CH 1)

HORIZONTAL RESULT

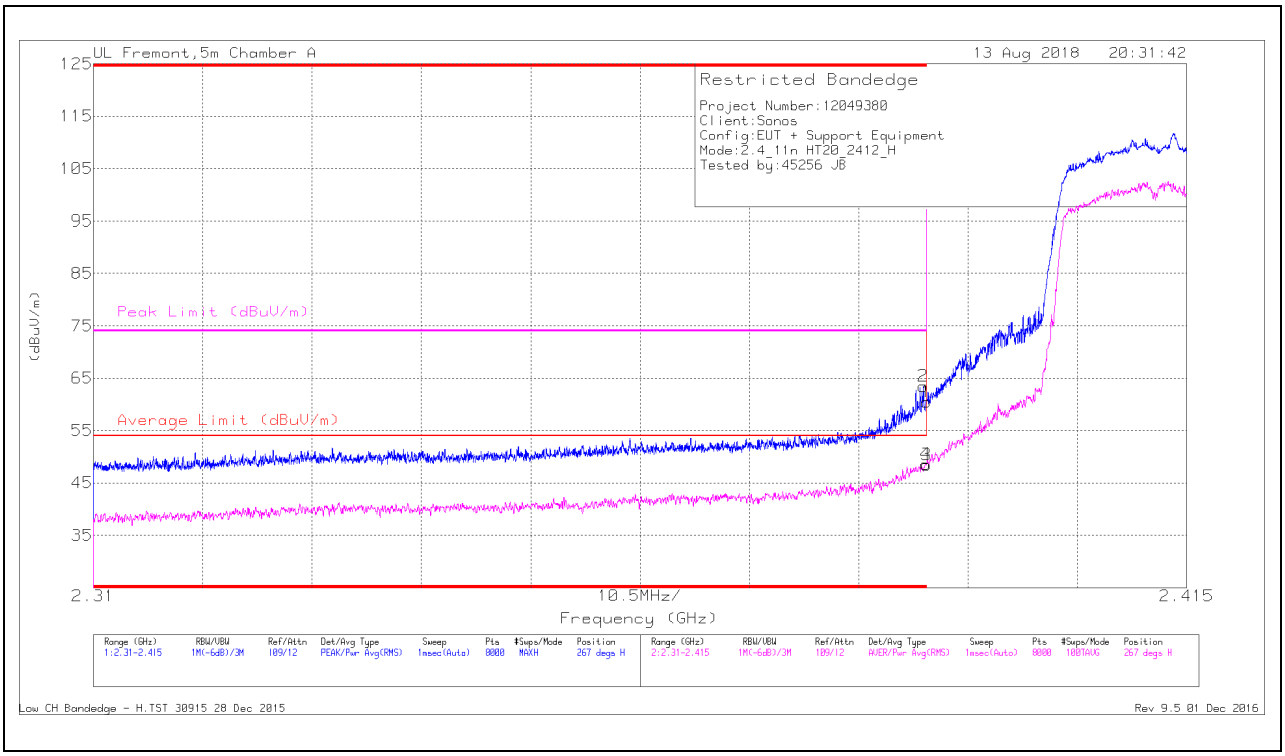

Trace Markers

Marker	Frequency (GHz)	Meter Reading (dBuV)	Det	AF T862 (dB/m)	Amp/Cbl/Fltr/Pad (dB)	DC Corr (dB)	Corrected Reading (dBuV/m)	Average Limit (dBuV/m)	Margin (dB)	Peak Limit (dBuV/m)	PK Margin (dB)	Azimuth (Degs)	Height (cm)	Polarity
1	* 2.39	51.71	Pk	31.8	-23	0	60.51	-	-	74	-13.49	267	313	H
2	* 2.39	54.63	Pk	31.8	-23	0	63.43	-	-	74	-10.57	267	313	H
3	* 2.39	39.34	RMS	31.8	-23	.32	48.46	54	-5.54	-	-	267	313	H
4	* 2.39	39.44	RMS	31.8	-23	.32	48.56	54	-5.44	-	-	267	313	H

* - indicates frequency in CFR47 Pt 15 / IC RSS-Restricted Band
Pk - Peak detector
RMS - RMS detection

UL VERIFICATION SERVICES INC.
47173 Benicia Street, Fremont, CA 94538; USA TEL:(510) 771-1000 FAX:(510) 661-0888
This report shall not be reproduced except in full, without the written approval of UL Verification Services Inc.

VERTICAL RESULT

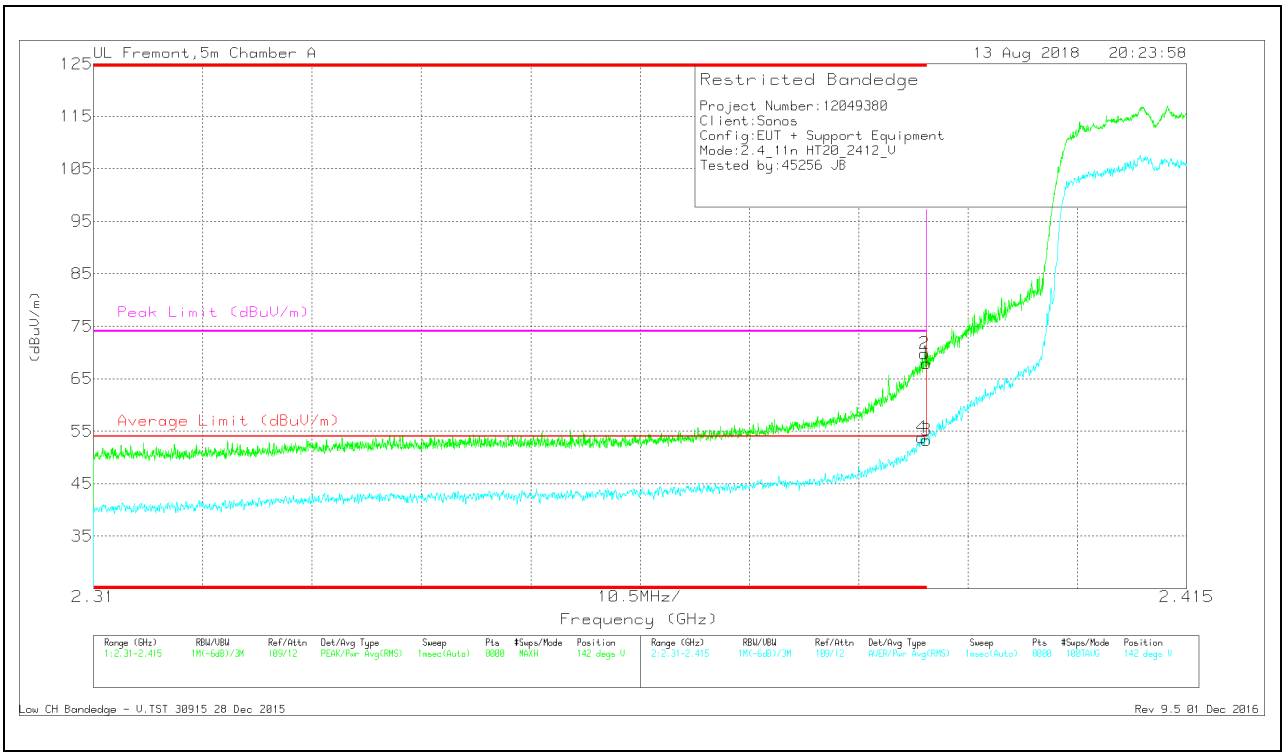

Trace Markers

Marker	Frequency (GHz)	Meter Reading (dBuV)	Det	AF T862 (dB/m)	Amp/Cbl/Fltr/Pad (dB)	DC Corr (dB)	Corrected Reading (dBuV/m)	Average Limit (dBuV/m)	Margin (dB)	Peak Limit (dBuV/m)	PK Margin (dB)	Azimuth (Degs)	Height (cm)	Polarity
1	* 2.39	59.18	Pk	31.8	-23	0	67.98	-	-	74	-6.02	142	124	V
2	* 2.39	61.02	Pk	31.8	-23	0	69.82	-	-	74	-4.18	142	124	V
3	* 2.39	44.18	RMS	31.8	-23	.32	53.3	54	-.7	-	-	142	124	V
4	* 2.39	44.63	RMS	31.8	-23	.32	53.75	54	-.25	-	-	142	124	V

* - indicates frequency in CFR47 Pt 15 / IC RSS-Restricted Band
Pk - Peak detector
RMS - RMS detection

UL VERIFICATION SERVICES INC.
47173 Benicia Street, Fremont, CA 94538; USA TEL:(510) 771-1000 FAX:(510) 661-0888
This report shall not be reproduced except in full, without the written approval of UL Verification Services Inc.

BANDEDGE (LOW CHANNEL, CH 2)

HORIZONTAL RESULT

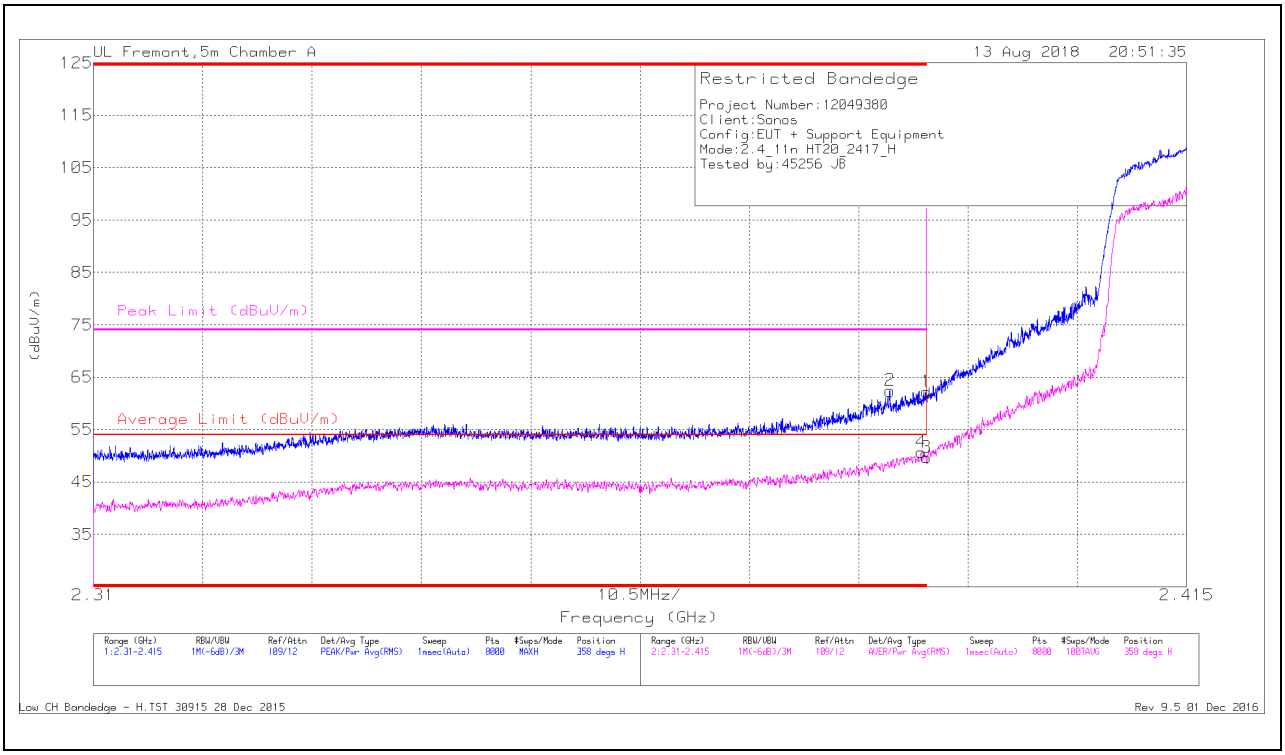

Trace Markers

Marker	Frequency (GHz)	Meter Reading (dBuV)	Det	AF T862 (dB/m)	Amp/Cbl/Fltr/Pad (dB)	DC Corr (dB)	Corrected Reading (dBuV/m)	Average Limit (dBuV/m)	Margin (dB)	Peak Limit (dBuV/m)	PK Margin (dB)	Azimuth (Degs)	Height (cm)	Polarity
2	* 2.386	53.6	Pk	31.8	-23	0	62.4	-	-	74	-11.6	358	237	H
1	* 2.39	53.43	Pk	31.8	-23	0	62.23	-	-	74	-11.77	358	237	H
3	* 2.39	40.56	RMS	31.8	-23	.32	49.68	54	-4.32	-	-	358	237	H
4	* 2.39	41.49	RMS	31.8	-23	.32	50.61	54	-3.39	-	-	358	237	H

* - indicates frequency in CFR47 Pt 15 / IC RSS-Restricted Band
Pk - Peak detector
RMS - RMS detection

UL VERIFICATION SERVICES INC.
47173 Benicia Street, Fremont, CA 94538; USA TEL:(510) 771-1000 FAX:(510) 661-0888
This report shall not be reproduced except in full, without the written approval of UL Verification Services Inc.

VERTICAL RESULT

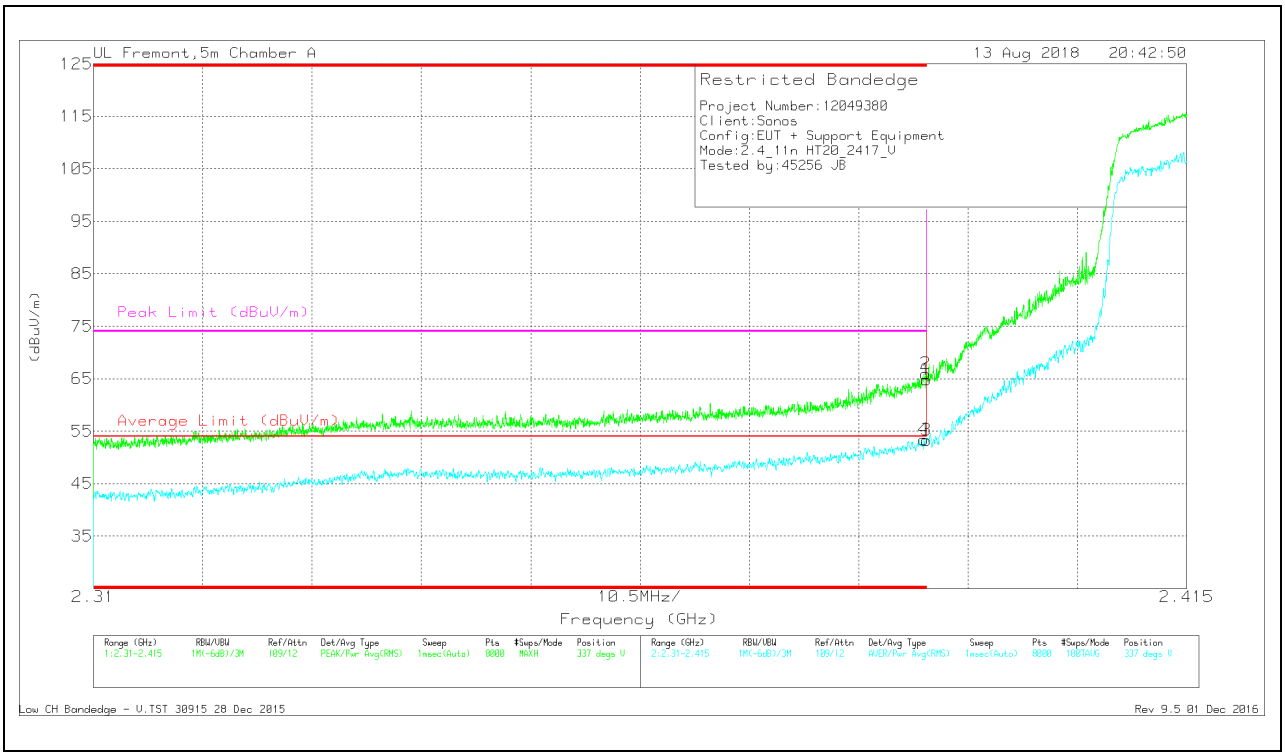

Trace Markers

Marker	Frequency (GHz)	Meter Reading (dBuV)	Det	AF T862 (dB/m)	Amp/Cbl/Fltr/Pad (dB)	DC Corr (dB)	Corrected Reading (dBuV/m)	Average Limit (dBuV/m)	Margin (dB)	Peak Limit (dBuV/m)	PK Margin (dB)	Azimuth (Degs)	Height (cm)	Polarity
1	* 2.39	55.97	Pk	31.8	-23	0	64.77	-	-	74	-9.23	337	259	V
2	* 2.39	57.1	Pk	31.8	-23	0	65.9	-	-	74	-8.1	337	259	V
3	* 2.39	44.14	RMS	31.8	-23	.32	53.26	54	-.74	-	-	337	259	V
4	* 2.39	44.33	RMS	31.8	-23	.32	53.45	54	-.55	-	-	337	259	V

* - indicates frequency in CFR47 Pt 15 / IC RSS-Restricted Band
Pk - Peak detector
RMS - RMS detection

UL VERIFICATION SERVICES INC.
47173 Benicia Street, Fremont, CA 94538; USA TEL:(510) 771-1000 FAX:(510) 661-0888
This report shall not be reproduced except in full, without the written approval of UL Verification Services Inc.

BANDEDGE (HIGH CHANNEL, CH 10)

HORIZONTAL RESULT

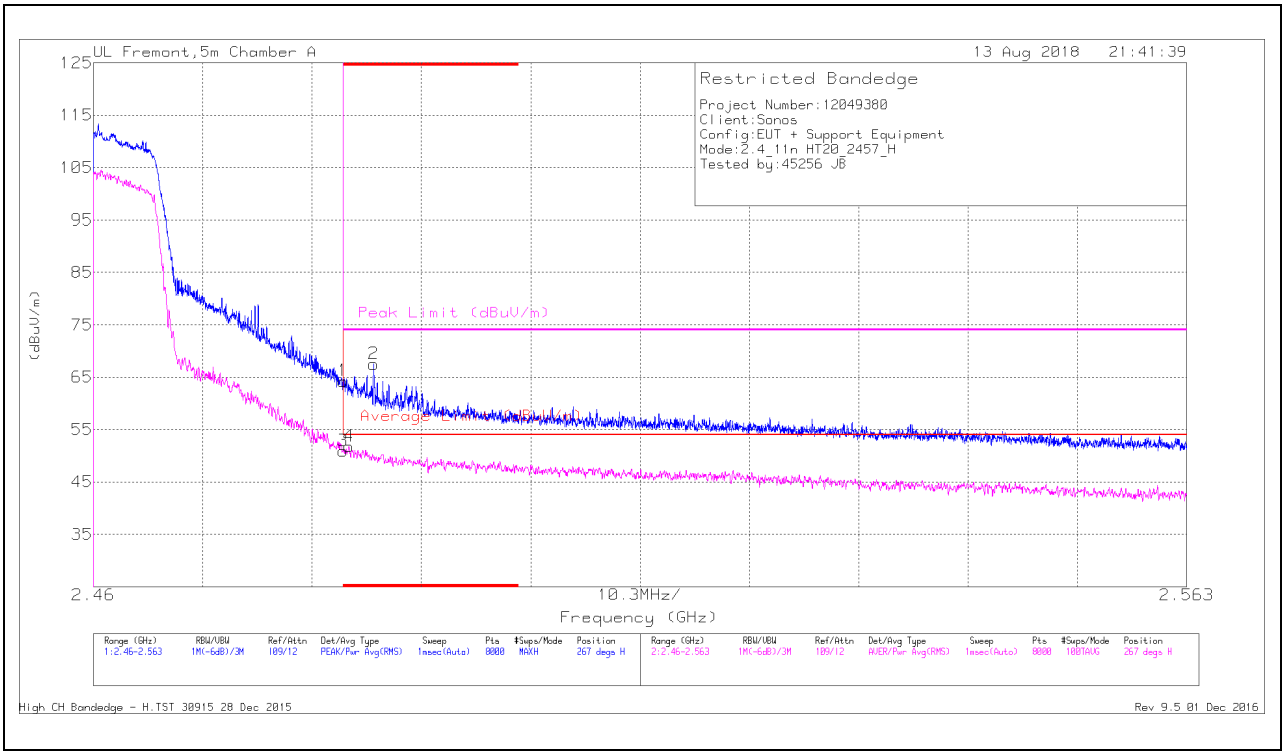

Trace Markers

Marker	Frequency (GHz)	Meter Reading (dBuV)	Det	AF T862 (dB/m)	Amp/Cbl/Fltr/Pad (dB)	DC Corr (dB)	Corrected Reading (dBuV/m)	Average Limit (dBuV/m)	Margin (dB)	Peak Limit (dBuV/m)	PK Margin (dB)	Azimuth (Degs)	Height (cm)	Polarity
1	* 2.484	54.86	Pk	32.3	-22.9	0	64.26	-	-	74	-9.74	267	207	H
3	* 2.484	41.18	RMS	32.3	-22.9	.32	50.9	54	-3.1	-	-	267	207	H
4	* 2.484	42.09	RMS	32.3	-22.9	.32	51.81	54	-2.19	-	-	267	207	H
2	* 2.486	57.99	Pk	32.3	-22.8	0	67.49	-	-	74	-6.51	267	207	H

* - indicates frequency in CFR47 Pt 15 / IC RSS-Restricted Band
Pk - Peak detector
RMS - RMS detection

UL VERIFICATION SERVICES INC.
47173 Benicia Street, Fremont, CA 94538; USA TEL:(510) 771-1000 FAX:(510) 661-0888
This report shall not be reproduced except in full, without the written approval of UL Verification Services Inc.

VERTICAL RESULT

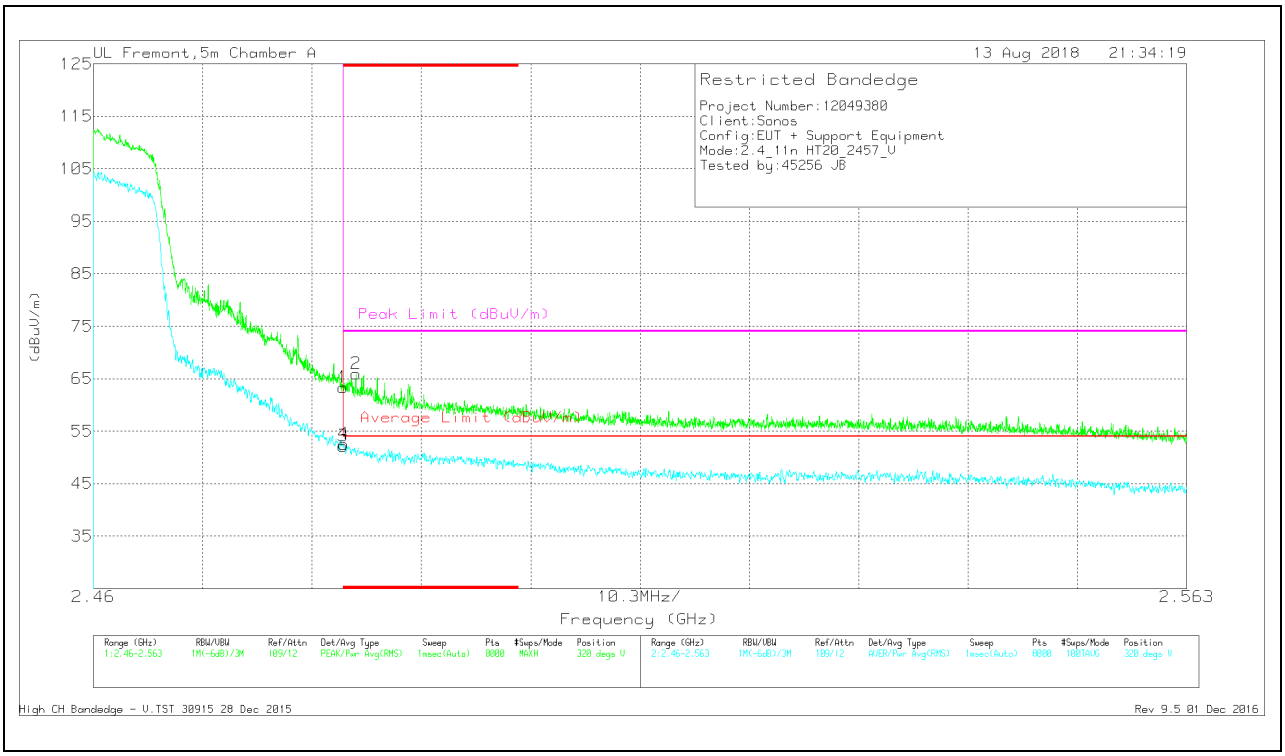

Trace Markers

Marker	Frequency (GHz)	Meter Reading (dBuV)	Det	AF T862 (dB/m)	Amp/Cbl/Fltr/Pad (dB)	DC Corr (dB)	Corrected Reading (dBuV/m)	Average Limit (dBuV/m)	Margin (dB)	Peak Limit (dBuV/m)	PK Margin (dB)	Azimuth (Degs)	Height (cm)	Polarity
1	* 2.484	53.97	Pk	32.3	-22.9	0	63.37	-	-	74	-10.63	320	184	V
3	* 2.484	42.4	RMS	32.3	-22.9	.32	52.12	54	-1.88	-	-	320	184	V
4	* 2.484	42.84	RMS	32.3	-22.9	.32	52.56	54	-1.44	-	-	320	184	V
2	* 2.485	56.49	Pk	32.3	-22.9	0	65.89	-	-	74	-8.11	320	184	V

* - indicates frequency in CFR47 Pt 15 / IC RSS-Restricted Band
Pk - Peak detector
RMS - RMS detection

UL VERIFICATION SERVICES INC.
47173 Benicia Street, Fremont, CA 94538; USA TEL:(510) 771-1000 FAX:(510) 661-0888
This report shall not be reproduced except in full, without the written approval of UL Verification Services Inc.

BANDEDGE (HIGH CHANNEL, CH 11)

HORIZONTAL RESULT

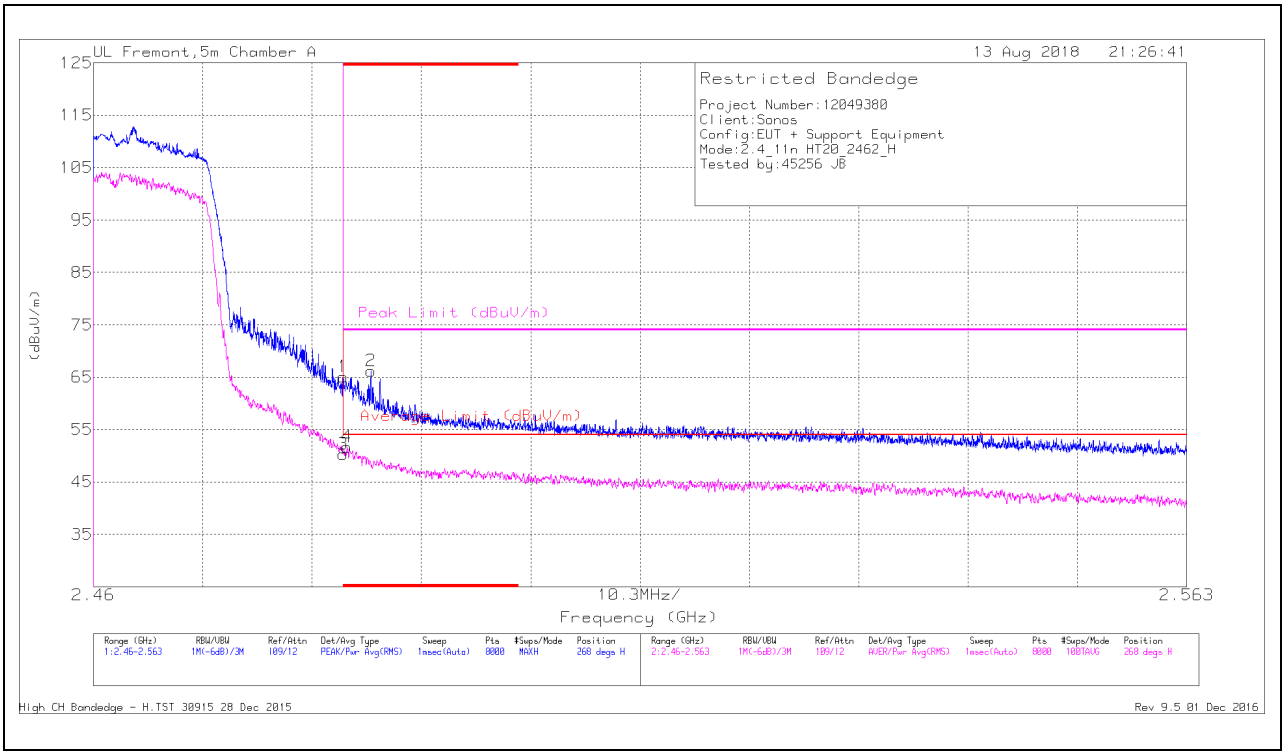

Trace Markers

Marker	Frequency (GHz)	Meter Reading (dBuV)	Det	AF T862 (dB/m)	Amp/Cbl/Fltr/Pad (dB)	DC Corr (dB)	Corrected Reading (dBuV/m)	Average Limit (dBuV/m)	Margin (dB)	Peak Limit (dBuV/m)	PK Margin (dB)	Azimuth (Degs)	Height (cm)	Polarity
1	* 2.484	55.68	Pk	32.3	-22.9	0	65.08	-	-	74	-8.92	268	145	H
3	* 2.484	40.61	RMS	32.3	-22.9	.32	50.33	54	-3.67	-	-	268	145	H
4	* 2.484	41.99	RMS	32.3	-22.9	.32	51.71	54	-2.29	-	-	268	145	H
2	* 2.486	56.71	Pk	32.3	-22.8	0	66.21	-	-	74	-7.79	268	145	H

* - indicates frequency in CFR47 Pt 15 / IC RSS-Restricted Band
Pk - Peak detector
RMS - RMS detection

UL VERIFICATION SERVICES INC.
47173 Benicia Street, Fremont, CA 94538; USA TEL:(510) 771-1000 FAX:(510) 661-0888
This report shall not be reproduced except in full, without the written approval of UL Verification Services Inc.

VERTICAL RESULT

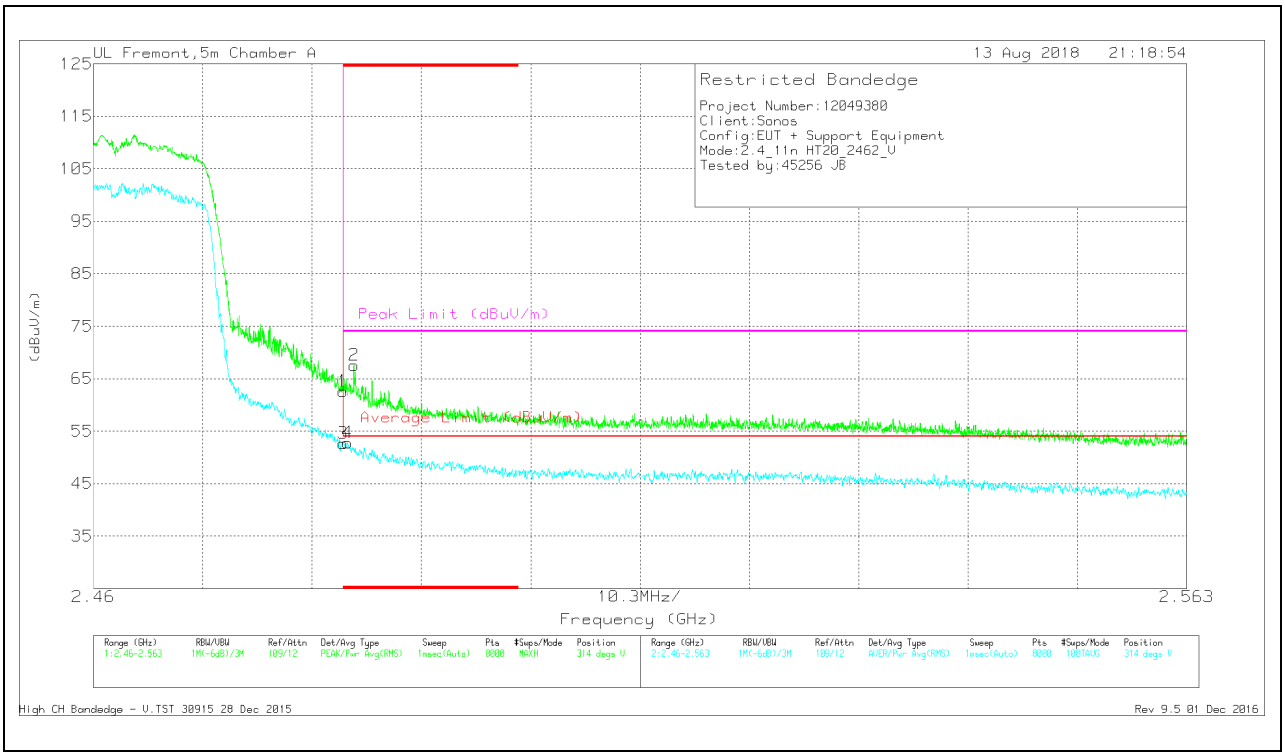

Trace Markers

Marker	Frequency (GHz)	Meter Reading (dBuV)	Det	AF T862 (dB/m)	Amp/Cbl/Fltr/Pad (dB)	DC Corr (dB)	Corrected Reading (dBuV/m)	Average Limit (dBuV/m)	Margin (dB)	Peak Limit (dBuV/m)	PK Margin (dB)	Azimuth (Degs)	Height (cm)	Polarity
1	* 2.484	53.19	Pk	32.3	-22.9	0	62.59	-	-	74	-11.41	314	181	V
3	* 2.484	42.89	RMS	32.3	-22.9	.32	52.61	54	-1.39	-	-	314	181	V
4	* 2.484	43.04	RMS	32.3	-22.9	.32	52.76	54	-1.24	-	-	314	181	V
2	* 2.485	58.18	Pk	32.3	-22.9	0	67.58	-	-	74	-6.42	314	181	V

* - indicates frequency in CFR47 Pt 15 / IC RSS-Restricted Band
Pk - Peak detector
RMS - RMS detection

UL VERIFICATION SERVICES INC.
47173 Benicia Street, Fremont, CA 94538; USA TEL:(510) 771-1000 FAX:(510) 661-0888
This report shall not be reproduced except in full, without the written approval of UL Verification Services Inc.

HARMONICS AND SPURIOUS EMISSIONS

LOW CHANNEL, CH 1 RESULTS

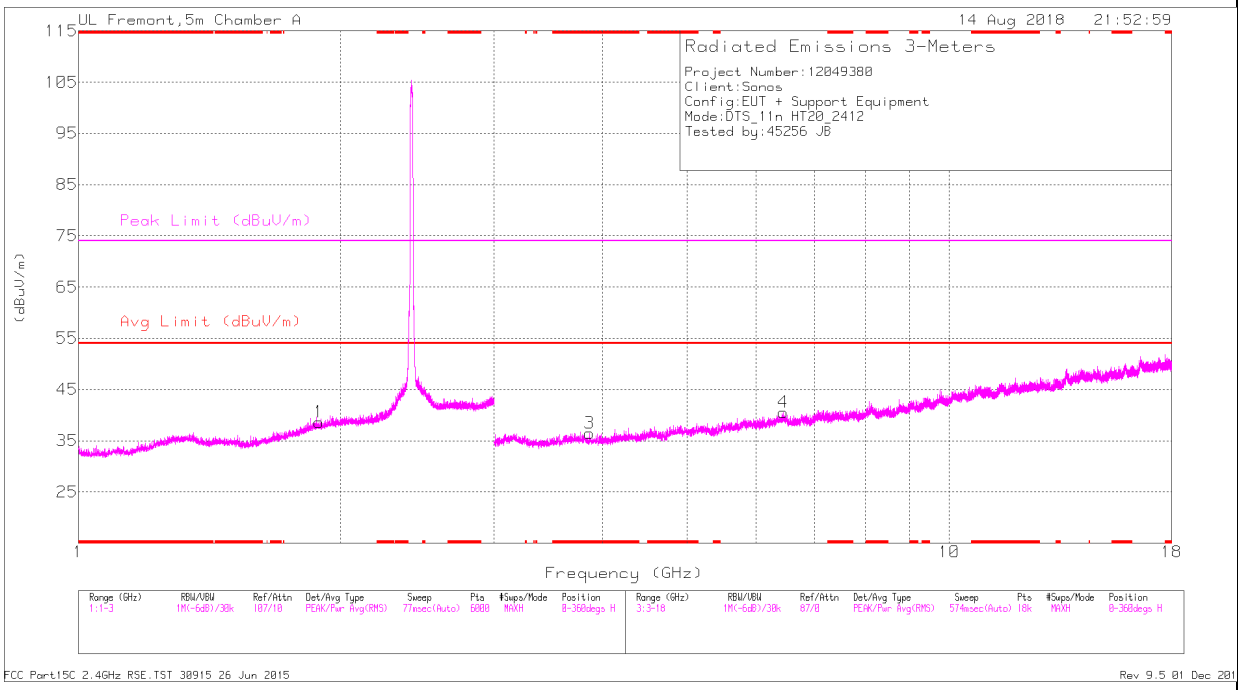

HORIZONTAL

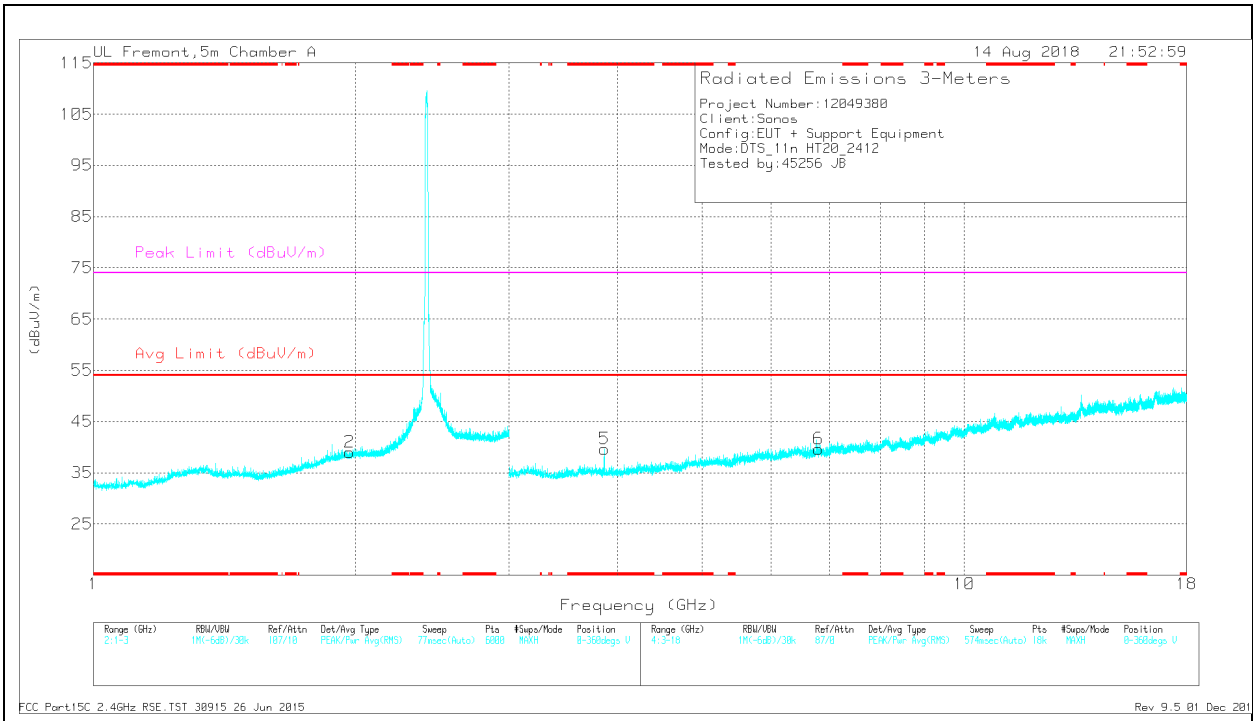

VERTICAL

UL VERIFICATION SERVICES INC.
47173 Benicia Street, Fremont, CA 94538; USA TEL:(510) 771-1000 FAX:(510) 661-0888
This report shall not be reproduced except in full, without the written approval of UL Verification Services Inc.

RADIATED EMISSIONS

Trace Markers

Marker	Frequency (GHz)	Meter Reading (dBuV)	Det	AF T862 (dB/m)	Amp/Cbl/Fltr/Pad (dB)	DC Corr (dB)	Corrected Reading (dBuV/m)	Avg Limit (dBuV/m)	Margin (dB)	Peak Limit (dBuV/m)	PK Margin (dB)	Azimuth (Degs)	Height (cm)	Polarity
3	* 3.859	31.48	Pk	33	-28	0	36.48	-	-	74	-37.52	0-360	102	H
5	* 3.859	34.58	Pk	33	-28	0	39.58	-	-	74	-34.42	0-360	200	V
1	1.888	30.5	Pk	31	-22.9	0	38.6	-	-	-	-	0-360	199	H
2	1.97	30.62	Pk	31.4	-23	0	39.02	-	-	-	-	0-360	101	V
4	6.448	28.31	Pk	35.8	-23.6	0	40.51	-	-	-	-	0-360	199	H
6	6.804	27.07	Pk	35.5	-22.9	0	39.67	-	-	-	-	0-360	101	V

* - indicates frequency in CFR47 Pt 15 / IC RSS-Restricted Band
Pk - Peak detector

Radiated Emissions

Frequency (GHz)	Meter Reading (dBuV)	Det	AF T862 (dB/m)	Amp/Cbl/Fltr/Pad (dB)	DC Corr (dB)	Corrected Reading (dBuV/m)	Avg Limit (dBuV/m)	Margin (dB)	Peak Limit (dBuV/m)	PK Margin (dB)	Azimuth (Degs)	Height (cm)	Polarity
* 3.859	38.04	PK2	33	-28	0	43.04	-	-	74	-30.96	107	104	H
* 3.859	28.65	MAv1	33	-28	.32	33.97	54	-20.03	-	-	107	104	H
* 3.859	40.83	PK2	33	-28	0	45.83	-	-	74	-28.17	302	228	V
* 3.859	34.19	MAv1	33	-28	.32	39.51	54	-14.49	-	-	302	228	V

* - indicates frequency in CFR47 Pt 15 / IC RSS-Restricted Band
PK2 - KDB558074 Method: Maximum Peak
MAv1 - KDB558074 Option 1 Maximum RMS Average

UL VERIFICATION SERVICES INC.
47173 Benicia Street, Fremont, CA 94538; USA TEL:(510) 771-1000 FAX:(510) 661-0888
This report shall not be reproduced except in full, without the written approval of UL Verification Services Inc.

MID CHANNEL, CH 6 RESULTS

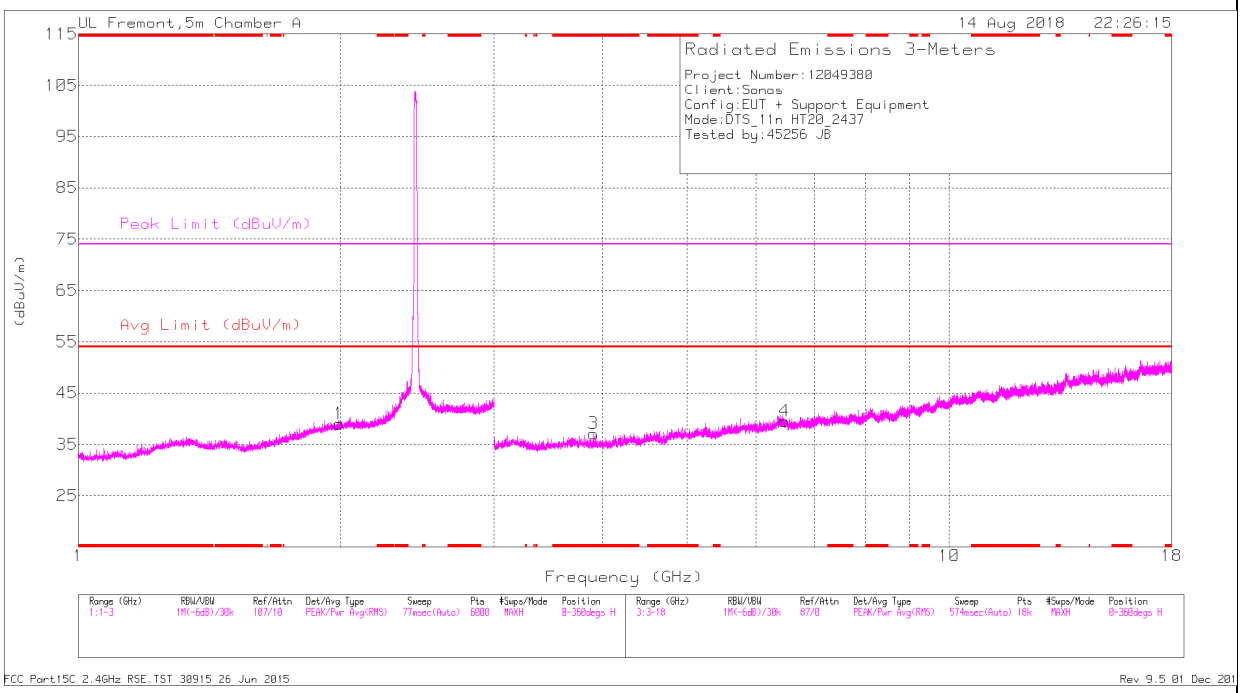

HORIZONTAL

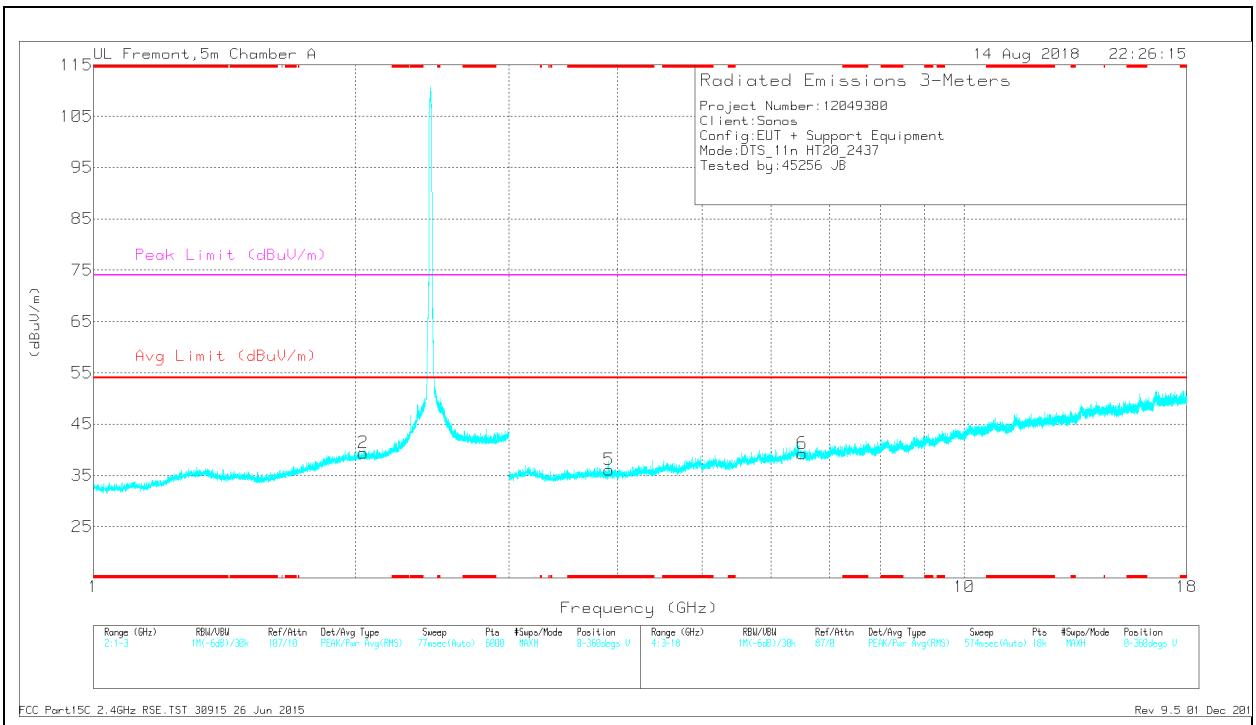

VERTICAL

UL VERIFICATION SERVICES INC.
47173 Benicia Street, Fremont, CA 94538; USA TEL:(510) 771-1000 FAX:(510) 661-0888

This report shall not be reproduced except in full, without the written approval of UL Verification Services Inc.

RADIATED EMISSIONS

Trace Markers

Marker	Frequency (GHz)	Meter Reading (dBuV)	Det	AF T862 (dB/m)	Amp/Cbl/Fltr/Pad (dB)	DC Corr (dB)	Corrected Reading (dBuV/m)	Avg Limit (dBuV/m)	Margin (dB)	Peak Limit (dBuV/m)	PK Margin (dB)	Azimuth (Degs)	Height (cm)	Polarity
3	* 3.899	32.04	Pk	33.1	-28	0	37.14	-	-	74	-36.86	0-360	101	H
5	* 3.908	30.83	Pk	33.1	-27.9	0	36.03	-	-	74	-37.97	0-360	200	V
1	1.992	30.64	Pk	31.4	-23	0	39.04	-	-	-	-	0-360	101	H
2	2.039	31.05	Pk	31.4	-23.1	0	39.35	-	-	-	-	0-360	200	V
4	6.468	27.41	Pk	35.7	-23.6	0	39.51	-	-	-	-	0-360	101	H
6	6.514	27.2	Pk	35.7	-23.7	0	39.2	-	-	-	-	0-360	200	V

* - indicates frequency in CFR47 Pt 15 / IC RSS-Restricted Band
Pk - Peak detector

Radiated Emissions

Frequency (GHz)	Meter Reading (dBuV)	Det	AF T862 (dB/m)	Amp/Cbl/Fltr/Pad (dB)	DC Corr (dB)	Corrected Reading (dBuV/m)	Avg Limit (dBuV/m)	Margin (dB)	Peak Limit (dBuV/m)	PK Margin (dB)	Azimuth (Degs)	Height (cm)	Polarity
* 3.899	38.35	PK2	33.1	-28	0	43.45	-	-	74	-30.55	145	111	H
* 3.899	29	MAv1	33.1	-28	.32	34.42	54	-19.58	-	-	145	111	H
* 3.909	37.48	PK2	33.1	-27.9	0	42.68	-	-	74	-31.32	345	330	V
* 3.908	25.45	MAv1	33.1	-27.9	.32	30.97	54	-23.03	-	-	345	330	V

* - indicates frequency in CFR47 Pt 15 / IC RSS-Restricted Band
PK2 - KDB558074 Method: Maximum Peak
MAv1 - KDB558074 Option 1 Maximum RMS Average

UL VERIFICATION SERVICES INC.
47173 Benicia Street, Fremont, CA 94538; USA TEL:(510) 771-1000 FAX:(510) 661-0888
This report shall not be reproduced except in full, without the written approval of UL Verification Services Inc.

HIGH CHANNEL, CH 11 RESULTS

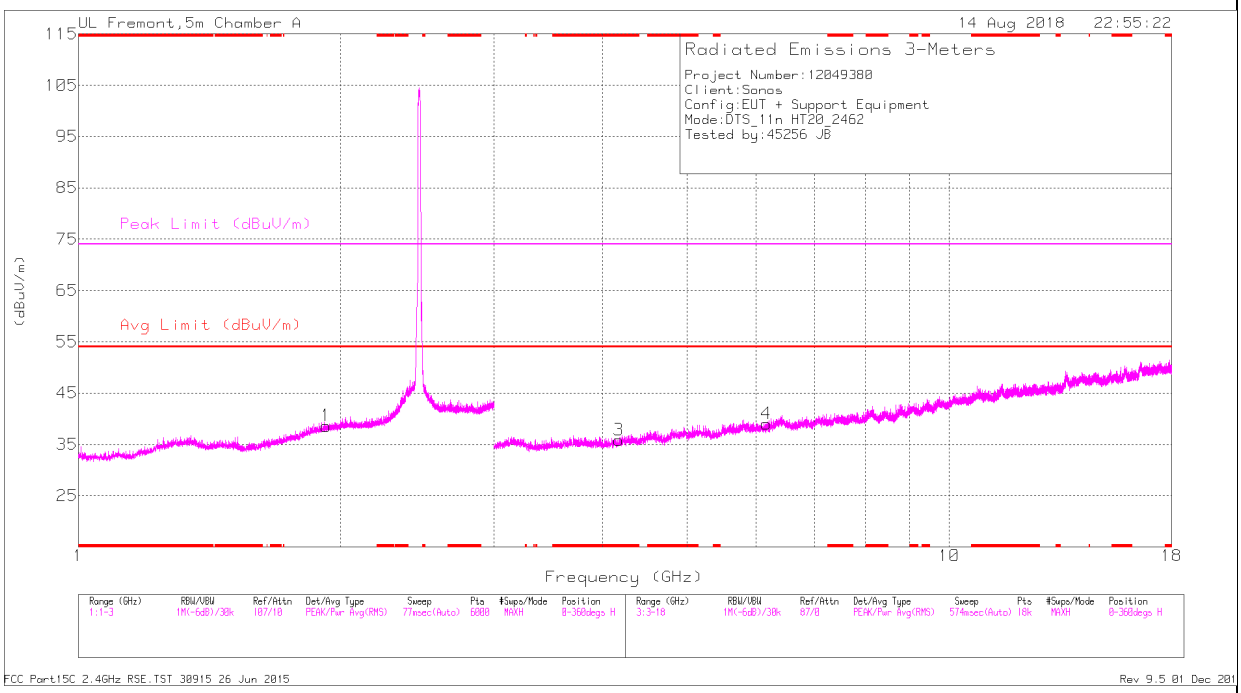

HORIZONTAL

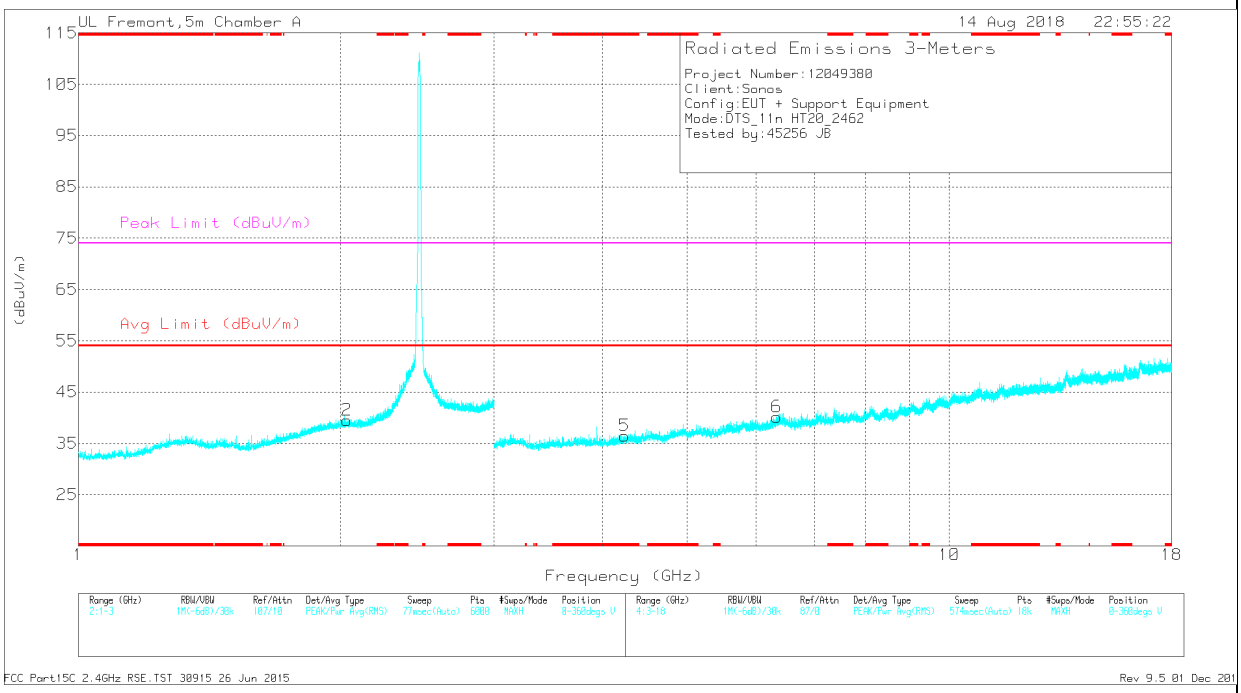

VERTICAL

UL VERIFICATION SERVICES INC.
47173 Benicia Street, Fremont, CA 94538; USA TEL:(510) 771-1000 FAX:(510) 661-0888
This report shall not be reproduced except in full, without the written approval of UL Verification Services Inc.

RADIATED EMISSIONS

Trace Markers

Marker	Frequency (GHz)	Meter Reading (dBuV)	Det	AF T862 (dB/m)	Amp/Cbl/Fltr/Pad (dB)	DC Corr (dB)	Corrected Reading (dBuV/m)	Avg Limit (dBuV/m)	Margin (dB)	Peak Limit (dBuV/m)	PK Margin (dB)	Azimuth (Degs)	Height (cm)	Polarity
3	* 4.17	29.96	Pk	33.4	-27.5	0	35.86	-	-	74	-38.14	0-360	102	H
5	* 4.241	29.82	Pk	33.5	-26.9	0	36.42	-	-	74	-37.58	0-360	200	V
1	1.923	30.16	Pk	31.2	-22.8	0	38.56	-	-	-	-	0-360	101	H
2	2.033	31.18	Pk	31.4	-23.1	0	39.48	-	-	-	-	0-360	101	V
4	6.169	27.81	Pk	35.6	-24.4	0	39.01	-	-	-	-	0-360	102	H
6	6.341	28.98	Pk	35.7	-24.5	0	40.18	-	-	-	-	0-360	101	V

* - indicates frequency in CFR47 Pt 15 / IC RSS-Restricted Band
Pk - Peak detector

Radiated Emissions

Frequency (GHz)	Meter Reading (dBuV)	Det	AF T862 (dB/m)	Amp/Cbl/Fltr/Pad (dB)	DC Corr (dB)	Corrected Reading (dBuV/m)	Avg Limit (dBuV/m)	Margin (dB)	Peak Limit (dBuV/m)	PK Margin (dB)	Azimuth (Degs)	Height (cm)	Polarity
* 4.171	36.73	PK2	33.4	-27.5	0	42.63	-	-	74	-31.37	64	238	H
* 4.169	25.01	MAv1	33.4	-27.5	.32	31.23	54	-22.77	-	-	64	238	H
* 4.24	36.55	PK2	33.5	-26.9	0	43.15	-	-	74	-30.85	113	247	V
* 4.243	24.79	MAv1	33.5	-26.9	.32	31.71	54	-22.29	-	-	113	247	V

* - indicates frequency in CFR47 Pt 15 / IC RSS-Restricted Band
PK2 - KDB558074 Method: Maximum Peak
MAv1 - KDB558074 Option 1 Maximum RMS Average

UL VERIFICATION SERVICES INC.
47173 Benicia Street, Fremont, CA 94538; USA TEL:(510) 771-1000 FAX:(510) 661-0888
This report shall not be reproduced except in full, without the written approval of UL Verification Services Inc.

10.2. Worst Case Below 1 GHz

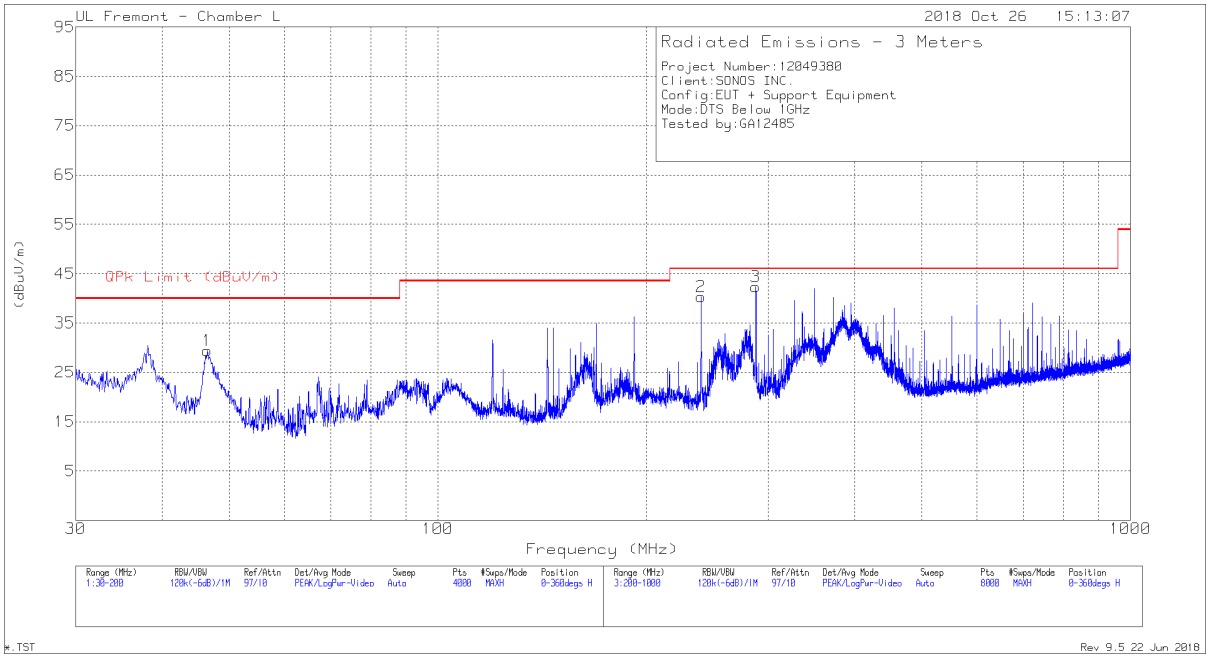

HORIZONTAL

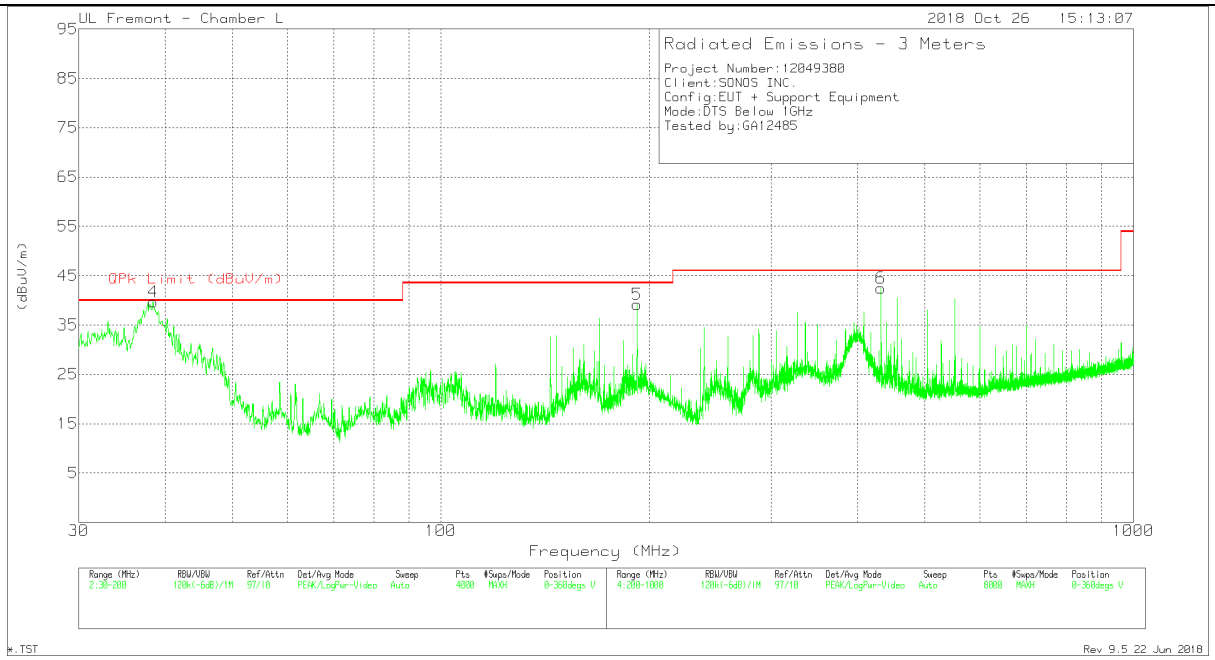

VERTICAL

UL VERIFICATION SERVICES INC.
47173 Benicia Street, Fremont, CA 94538; USA TEL:(510) 771-1000 FAX:(510) 661-0888
This report shall not be reproduced except in full, without the written approval of UL Verification Services Inc.

Below 1GHz DATA

Trace Markers

Marker	Frequency (MHz)	Meter Reading (dBuV)	Det	AF PRE0181574 (dB/m)	Amp/Cbl (dB)	Corrected Reading (dBuV/m)	QPk Limit (dBuV/m)	Margin (dB)	Azimuth (Degs)	Height (cm)	Polarity
1	46.4518	45.56	Pk	15.3	-31.4	29.46	40	-10.54	0-360	399	H
4	38.4172	50.46	Pk	20.7	-31.5	39.66	40	-.34	0-360	100	V
5	191.9244	52.14	Pk	17.5	-30.5	39.14	43.52	-4.38	0-360	100	V
2	239.9052	52.95	Pk	17.5	-30.1	40.35	46.02	-5.67	0-360	100	H
3	287.9114	52.95	Pk	19.2	-29.8	42.35	46.02	-3.67	0-360	100	H
6	431.9301	49.57	Pk	22.5	-29.6	42.47	46.02	-3.55	0-360	100	V

* - indicates frequency in CFR47 Pt 15 / IC RSS-Restricted Band
Pk - Peak detector

Radiated Emissions

Frequency (MHz)	Meter Reading (dBuV)	Det	AF PRE0181574 (dB/m)	Amp/Cbl (dB)	Corrected Reading (dBuV/m)	QPk Limit (dBuV/m)	Margin (dB)	Azimuth (Degs)	Height (cm)	Polarity
46.3099	42.6	Qp	15.3	-31.4	26.5	40	-13.5	316	378	H
38.376	46.36	Qp	20.7	-31.5	35.56	40	-4.44	319	111	V
191.9234	51.45	Qp	17.5	-30.5	38.45	43.52	-5.07	132	100	V
239.9939	51.42	Qp	17.5	-30.1	38.82	46.02	-7.2	187	109	H
288.0064	52.71	Qp	19.2	-29.8	42.11	46.02	-3.91	220	103	H
432.0222	48.26	Qp	22.5	-29.6	41.16	46.02	-4.86	147	108	V

* - indicates frequency in CFR47 Pt 15 / IC RSS-Restricted Band
Qp - Quasi-Peak detector

UL VERIFICATION SERVICES INC.
47173 Benicia Street, Fremont, CA 94538; USA TEL:(510) 771-1000 FAX:(510) 661-0888
This report shall not be reproduced except in full, without the written approval of UL Verification Services Inc.

10.3. Worst Case Below 30 MHz

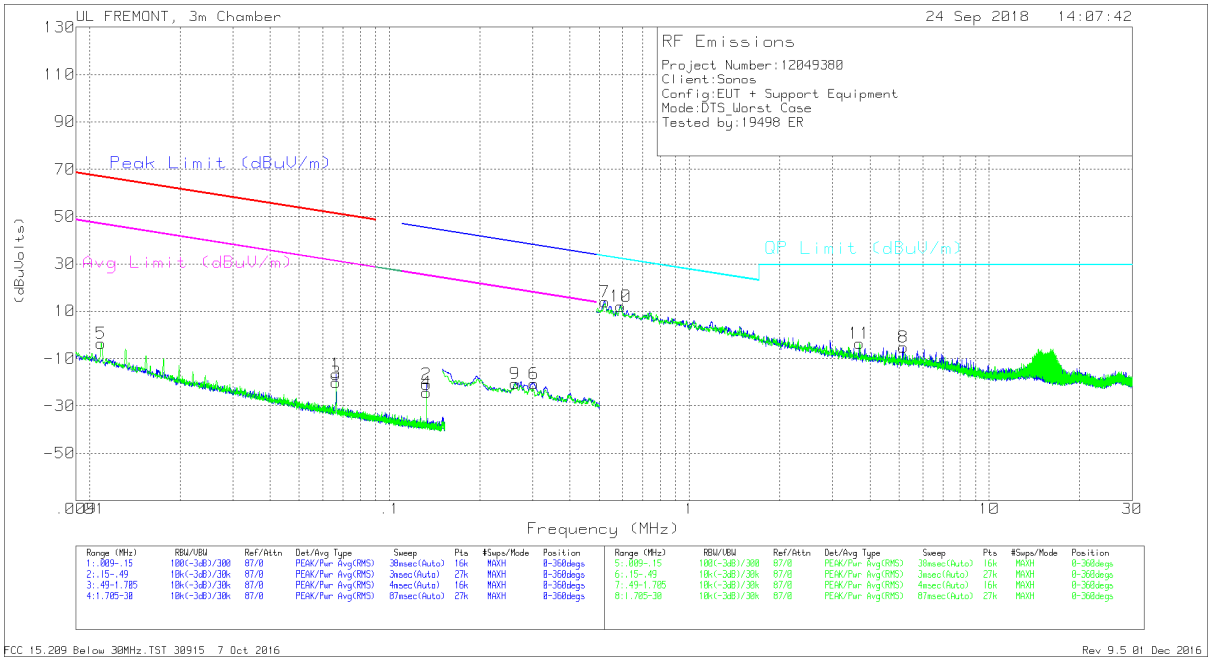

NOTE: KDB 414788 OATS and Chamber Correlation Justification

- Based on FCC 15.31 (f) (2): measurements may be performed at a distance closer than that specified in the regulations; however, an attempt should be made to avoid making measurements in the near field.
- OATs and chamber correlation testing had been performed and chamber measured test result is the worst case test result.

Below 30MHz DATA

Trace Markers

Marker	Frequency (MHz)	Meter Reading (dBuV)	Det	Loop Antenna (dB/m)	Cbl (dB)	Dist Corr 300m	Corrected Reading (dBuVolts)	Peak Limit (dBuV/m)	Margin (dB)	Avg Limit (dBuV/m)	Margin (dB)	Azimuth (Degs)
5	.01094	56.44	Pk	18.5	1.4	-80	-3.66	66.81	-70.47	46.81	-50.47	0-360
3	.06634	46.43	Pk	12	1.4	-80	-20.17	51.15	-71.32	31.15	-51.32	0-360
1	.06635	50.05	Pk	12	1.4	-80	-16.55	51.15	-67.7	31.15	-47.7	0-360
2	.13287	46.02	Pk	11.8	1.4	-80	-20.78	45.16	-65.94	25.16	-45.94	0-360
4	.13289	42.38	Pk	11.8	1.4	-80	-24.42	45.16	-69.58	25.16	-49.58	0-360
9	.2623	46.2	Pk	11.7	1.5	-80	-20.6	39.24	-59.84	19.24	-39.84	0-360
6	.30317	46.15	Pk	11.7	1.5	-80	-20.65	37.98	-58.63	17.98	-38.63	0-360

Pk - Peak detector

Marker	Frequency (MHz)	Meter Reading (dBuV)	Det	Loop Antenna (dB/m)	Cbl (dB)	Dist Corr 30m	Corrected Reading (dBuVolts)	QP Limit (dBuV/m)	Margin (dB)	Azimuth (Degs)
7	.52268	40.84	Pk	11.7	1.5	-40	14.04	33.24	-19.2	0-360
10	.59051	38.91	Pk	11.7	1.5	-40	12.11	32.18	-20.07	0-360
11	3.6983	23.14	Pk	11.7	1.5	-40	-3.66	29.5	-33.16	0-360
8	5.16445	21.68	Pk	11.5	1.5	-40	-5.32	29.5	-34.82	0-360

Pk - Peak detector

UL VERIFICATION SERVICES INC.
47173 Benicia Street, Fremont, CA 94538; USA TEL:(510) 771-1000 FAX:(510) 661-0888
This report shall not be reproduced except in full, without the written approval of UL Verification Services Inc.

10.4. Worst Case 18-26 GHz

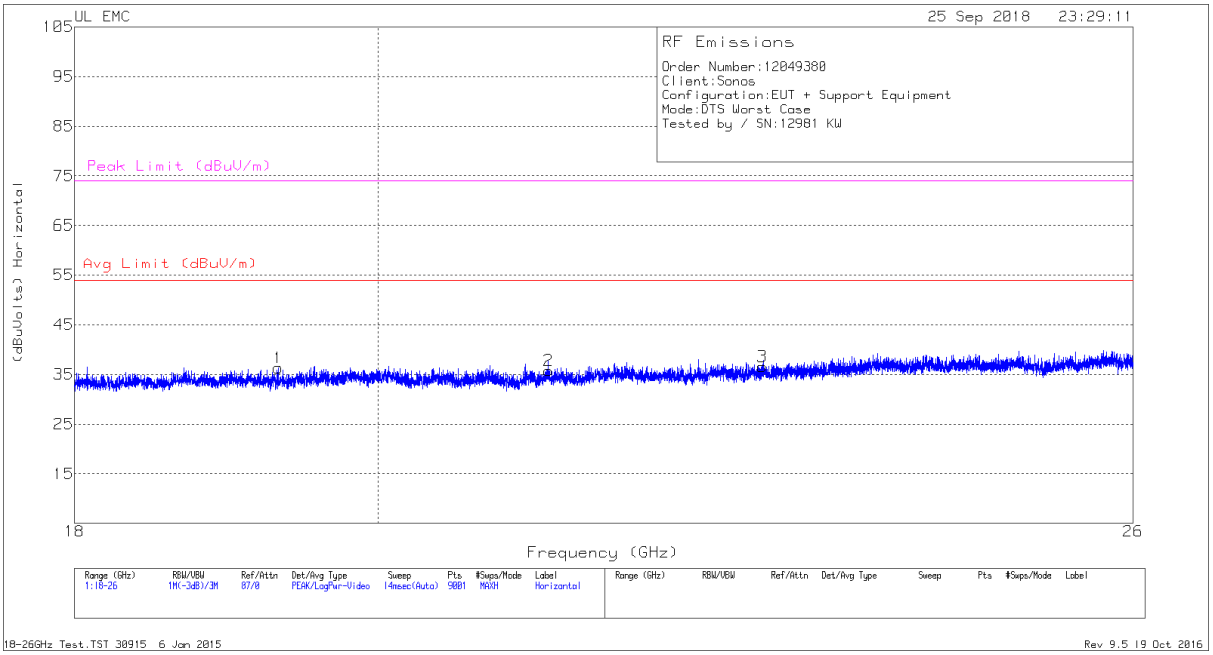

HORIZONTAL

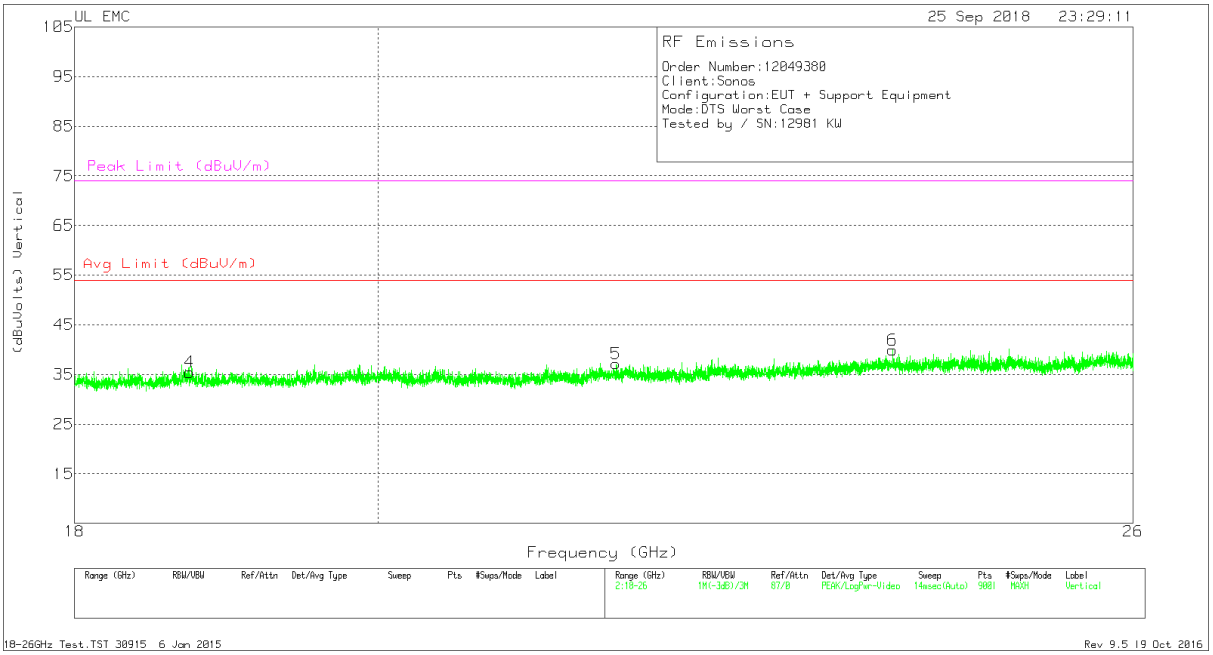

VERTICAL

UL VERIFICATION SERVICES INC.
47173 Benicia Street, Fremont, CA 94538; USA TEL:(510) 771-1000 FAX:(510) 661-0888
This report shall not be reproduced except in full, without the written approval of UL Verification Services Inc.

18 – 26GHz DATA

Trace Markers

Marker	Frequency (GHz)	Meter Reading (dBuV)	Det	T89 AF (dB/m)	Amp/Cbl (dB)	Dist Corr (dB)	Corrected Reading (dBuVolts)	Avg Limit (dBuV/m)	Margin (dB)	Peak Limit (dBuV/m)	PK Margin (dB)
1	19.321	38.42	Pk	32.4	-25	-9.5	36.32	54	-17.68	74	-37.68
2	21.222	37.09	Pk	33.1	-24.9	-9.5	35.79	54	-18.21	74	-38.21
3	22.857	37.68	Pk	33.3	-24.9	-9.5	36.58	54	-17.42	74	-37.42
4	18.732	37.13	Pk	32.5	-24.7	-9.5	35.43	54	-18.57	74	-38.57
5	21.724	38.26	Pk	33.3	-24.9	-9.5	37.16	54	-16.84	74	-36.84
6	23.916	39.94	Pk	33.4	-23.9	-9.5	39.94	54	-14.06	74	-34.06

Pk - Peak detector

UL VERIFICATION SERVICES INC.
47173 Benicia Street, Fremont, CA 94538; USA TEL:(510) 771-1000 FAX:(510) 661-0888
This report shall not be reproduced except in full, without the written approval of UL Verification Services Inc.

11. AC POWER LINE CONDUCTED EMISSIONS

LIMITS

FCC §15.207 (a)

RSS-Gen 8.8

Frequency of Emission (MHz)	Conducted Limit (dBuV)	
	Quasi-peak	Average
0.15-0.5	66 to 56 *	56 to 46 *
0.5-5	56	46
5-30	60	50

* Decreases with the logarithm of the frequency.

TEST PROCEDURE

The EUT is placed on a non-conducting table 40 cm from the vertical ground plane and 80 cm above the horizontal ground plane. The EUT is configured in accordance with ANSI C63.10.

The receiver is set to a resolution bandwidth of 9 kHz. Peak detection is used unless otherwise noted as quasi-peak or average.

Line conducted data is recorded for both NEUTRAL and HOT lines.

RESULTS

UL VERIFICATION SERVICES INC.
47173 Benicia Street, Fremont, CA 94538; USA TEL:(510) 771-1000 FAX:(510) 661-0888
This report shall not be reproduced except in full, without the written approval of UL Verification Services Inc.

11.1.1. AC Power Line Norm

LINE 1 RESULTS

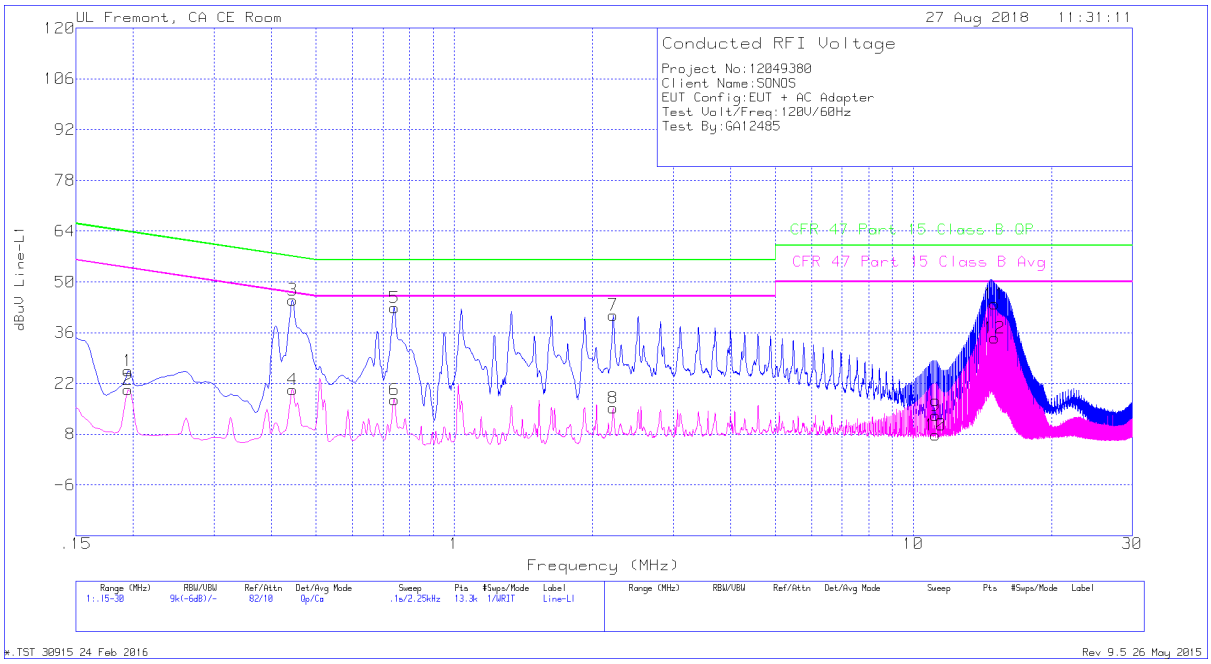

Trace Markers

Range 1: Line-L1 .15 - 30MHz											
Marker	Frequency (MHz)	Meter Reading (dBuV)	Det	LISN L1	LC Cables C1&C3	Limiter (dB)	Corrected Reading dBuV	CFR 47 Part 15 Class B QP	QP Margin (dB)	CFR 47 Part 15 Class B Avg	Av(CISPR)Margin (dB)
1	.195	15.46	Qp	0	0	10.1	25.56	63.82	-38.26	-	-
2	.195	10.19	Ca	0	0	10.1	20.29	-	-	53.82	-33.53
3	.44475	34.94	Qp	0	0	10.1	45.04	56.97	-11.93	-	-
4	.44475	10.25	Ca	0	0	10.1	20.35	-	-	46.97	-26.62
5	.74175	32.73	Qp	0	0	10.1	42.83	56	-13.17	-	-
6	.74175	7.39	Ca	0	0	10.1	17.49	-	-	46	-28.51
7	2.22	30.67	Qp	0	.1	10.1	40.87	56	-15.13	-	-
8	2.22	5.08	Ca	0	.1	10.1	15.28	-	-	46	-30.72
9	11.18625	2.6	Qp	.1	.2	10.2	13.1	60	-46.9	-	-
10	11.193	-2.74	Ca	.1	.2	10.2	7.76	-	-	50	-42.24
11	15.04725	33.39	Qp	.1	.3	10.2	43.99	60	-16.01	-	-
12	15.04725	23.87	Ca	.1	.3	10.2	34.47	-	-	50	-15.53

Qp - Quasi-Peak detector
Ca - CISPR average detection

UL VERIFICATION SERVICES INC.
47173 Benicia Street, Fremont, CA 94538; USA TEL:(510) 771-1000 FAX:(510) 661-0888
This report shall not be reproduced except in full, without the written approval of UL Verification Services Inc.

LINE 2 RESULTS

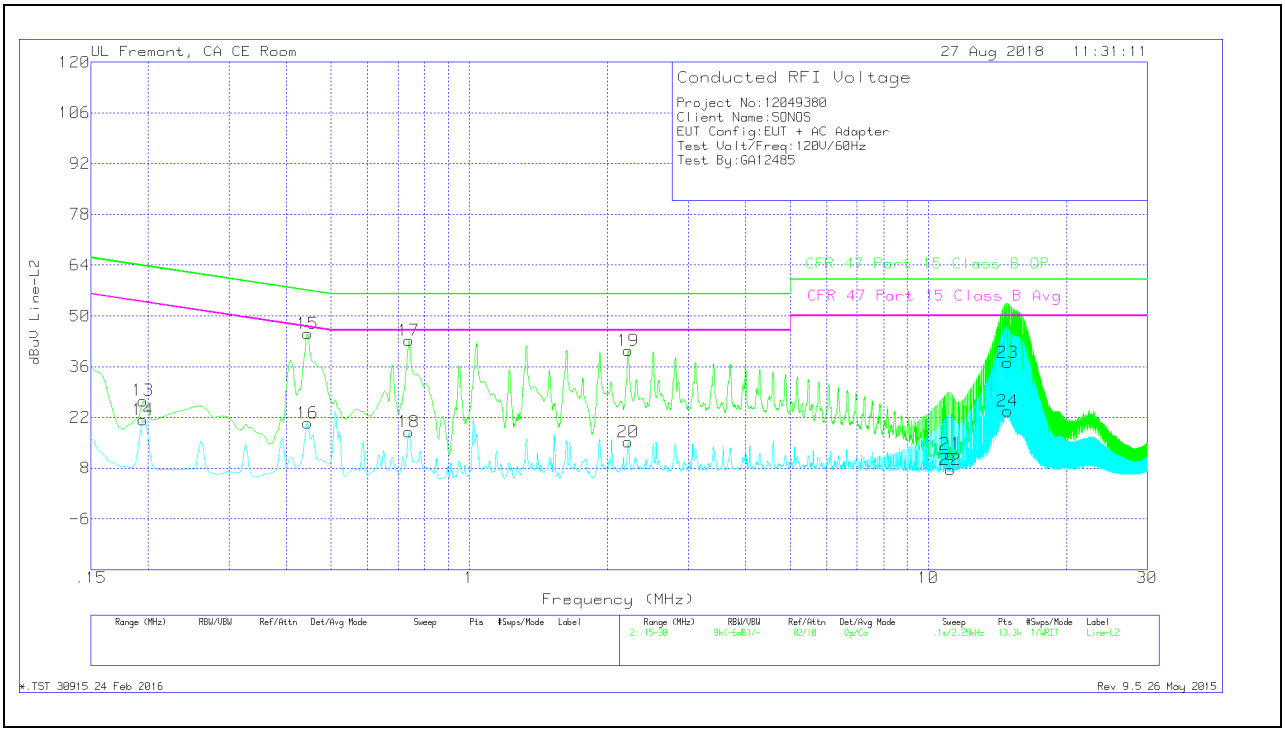

Trace Markers

Range 2: Line-L2 .15 - 30MHz

Marker	Frequency (MHz)	Meter Reading (dBuV)	Det	LISN L2	LC Cables C2&C3	Limiter (dB)	Corrected Reading dBuV	CFR 47 Part 15 Class B QP	QP Margin (dB)	CFR 47 Part 15 Class B Avg	Av(CISPR)Margin (dB)
13	.195	16.52	Qp	0	0	10.1	26.62	63.82	-37.2	-	-
14	.195	11.15	Ca	0	0	10.1	21.25	-	-	53.82	-32.57
15	.44475	35.06	Qp	0	0	10.1	45.16	56.97	-11.81	-	-
16	.44475	10.31	Ca	0	0	10.1	20.41	-	-	46.97	-26.56
17	.7395	33.13	Qp	0	0	10.1	43.23	56	-12.77	-	-
18	.7395	7.87	Ca	0	0	10.1	17.97	-	-	46	-28.03
19	2.22	30.25	Qp	0	.1	10.1	40.45	56	-15.55	-	-
20	2.22	5	Ca	0	.1	10.1	15.2	-	-	46	-30.8
21	11.193	1.34	Qp	.1	.2	10.2	11.84	60	-48.16	-	-
22	11.193	-2.92	Ca	.1	.2	10.2	7.58	-	-	50	-42.42
23	14.90325	26.54	Qp	.1	.3	10.2	37.14	60	-22.86	-	-
24	14.9055	13.13	Ca	.1	.3	10.2	23.73	-	-	50	-26.27

Qp - Quasi-Peak detector
Ca - CISPR average detection

UL VERIFICATION SERVICES INC.
47173 Benicia Street, Fremont, CA 94538; USA TEL:(510) 771-1000 FAX:(510) 661-0888
This report shall not be reproduced except in full, without the written approval of UL Verification Services Inc.