HARMONICS AND SPURIOUS EMISSIONS

LOW CHANNEL RESULTS

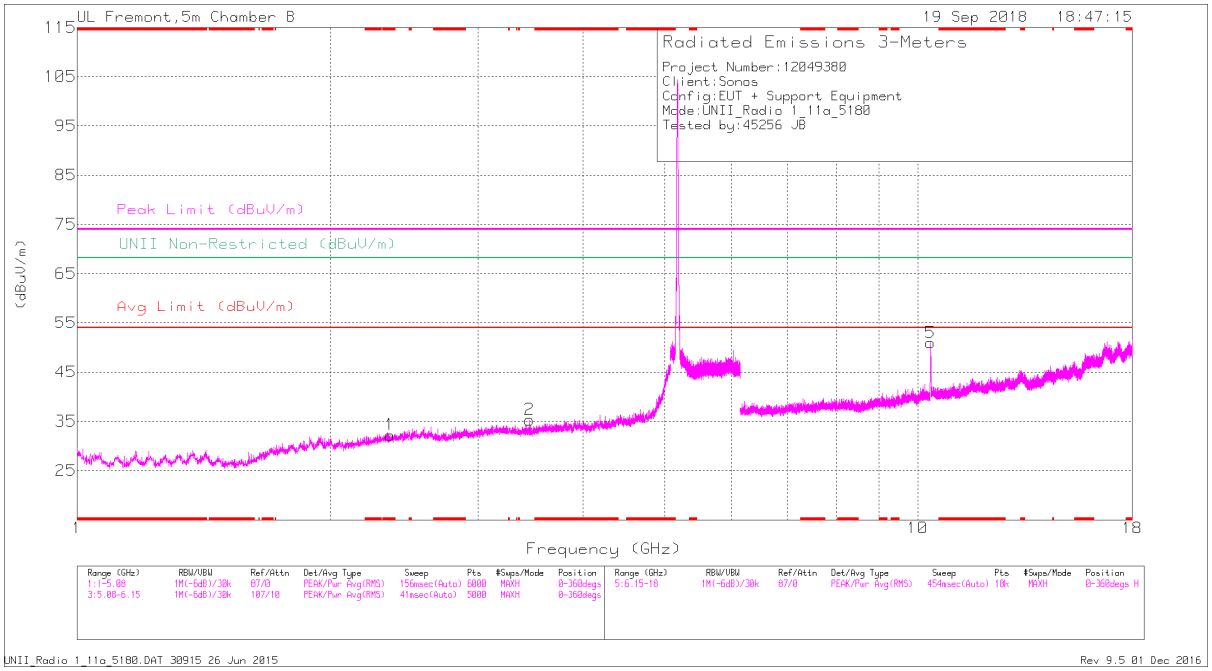

HORIZONTAL

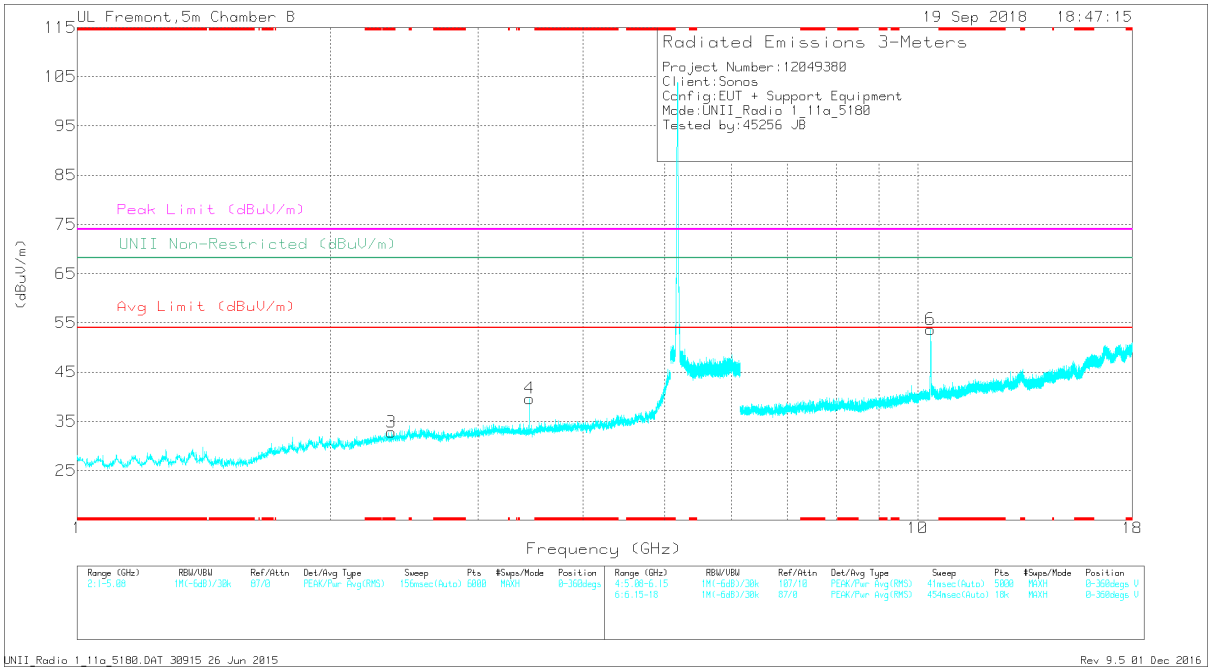

VERTICAL

UL VERIFICATION SERVICES INC.
47173 Benicia Street, Fremont, CA 94538; USA TEL:(510) 771-1000 FAX:(510) 661-0888
This report shall not be reproduced except in full, without the written approval of UL Verification Services Inc.

RADIATED EMISSIONS

Trace Markers

Marker	Frequency (GHz)	Meter Reading (dBuV)	Det	AF T863 (dB/m)	Amp/Cbl/Fltr/Pad (dB)	DC Corr (dB)	Corrected Reading (dBuV/m)	Avg Limit (dBuV/m)	Margin (dB)	Peak Limit (dBuV/m)	PK Margin (dB)	UNII Non-Restricted (dBuV/m)	PK Margin (dB)	Azimuth (Degs)	Height (cm)	Polarity
1	* 2.357	32.44	Pk	32.2	-32.4	0	32.24	-	-	74	-41.76	-	-	0-360	102	H
3	* 2.366	33.13	Pk	32.2	-32.5	0	32.83	-	-	74	-41.17	-	-	0-360	200	V
2	3.453	34.32	Pk	32.9	-31.9	0	35.32	-	-	-	-	68.2	-32.88	0-360	199	H
4	3.453	38.65	Pk	32.9	-31.9	0	39.65	-	-	-	-	68.2	-28.55	0-360	102	V
5	10.36	36.25	Pk	37.8	-23.1	0	50.95	-	-	-	-	68.2	-17.25	0-360	199	H
6	10.363	38.89	Pk	37.8	-23	0	53.69	-	-	-	-	68.2	-14.51	0-360	101	V

* - indicates frequency in CFR47 Pt 15 / IC RSS-Restricted Band
Pk - Peak detector

Radiated Emissions

Frequency (GHz)	Meter Reading (dBuV)	Det	AF T863 (dB/m)	Amp/Cbl/Fltr/Pad (dB)	DC Corr (dB)	Corrected Reading (dBuV/m)	Avg Limit (dBuV/m)	Margin (dB)	Peak Limit (dBuV/m)	PK Margin (dB)	UNII Non-Restricted (dBuV/m)	PK Margin (dB)	Azimuth (Degs)	Height (cm)	Polarity
* 2.355	39.4	PK-U	32.2	-32.5	0	39.1	-	-	74	-34.9	-	-	175	308	H
* 2.356	27.3	ADR	32.2	-32.4	0	27.1	54	-26.9	-	-	-	-	175	308	H
* 2.365	39.64	PK-U	32.2	-32.5	0	39.34	-	-	74	-34.66	-	-	129	341	V
* 2.364	27.39	ADR	32.2	-32.6	0	26.99	54	-27.01	-	-	-	-	129	341	V
1.717	39.84	PK-U	29.8	-33	0	36.64	-	-	-	-	68.2	-31.56	150	352	V
1.863	39.45	PK-U	30.9	-33.5	0	36.85	-	-	-	-	68.2	-31.35	316	263	H
3.453	40.53	PK-U	32.9	-31.9	0	41.53	-	-	-	-	68.2	-26.67	121	155	H
3.453	43.69	PK-U	32.9	-31.9	0	44.69	-	-	-	-	68.2	-23.51	112	199	V
10.362	43.19	PK-U	37.8	-23.1	0	57.89	-	-	-	-	68.2	-10.31	319	217	H
10.363	46.15	PK-U	37.8	-23	0	60.95	-	-	-	-	68.2	-7.25	324	100	V

* - indicates frequency in CFR47 Pt 15 / IC RSS-Restricted Band
PK-U - U-NII: Maximum Peak
ADR - U-NII AD primary method, RMS average

UL VERIFICATION SERVICES INC.
47173 Benicia Street, Fremont, CA 94538; USA TEL:(510) 771-1000 FAX:(510) 661-0888
This report shall not be reproduced except in full, without the written approval of UL Verification Services Inc.

MID CHANNEL RESULTS

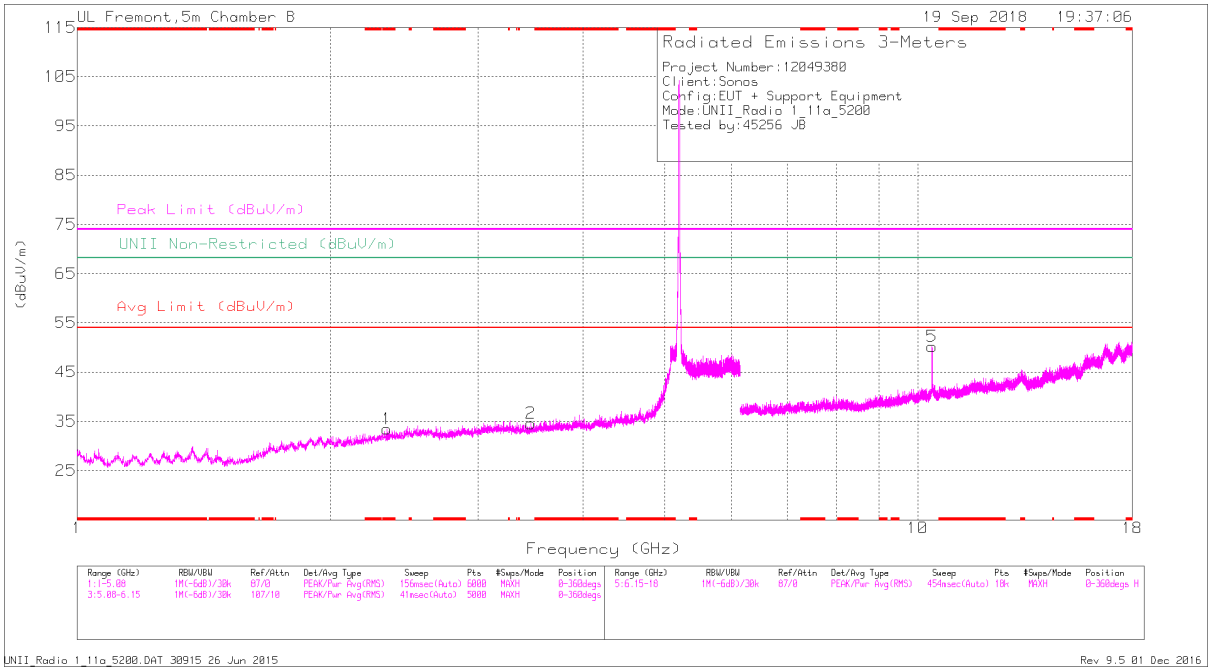

HORIZONTAL

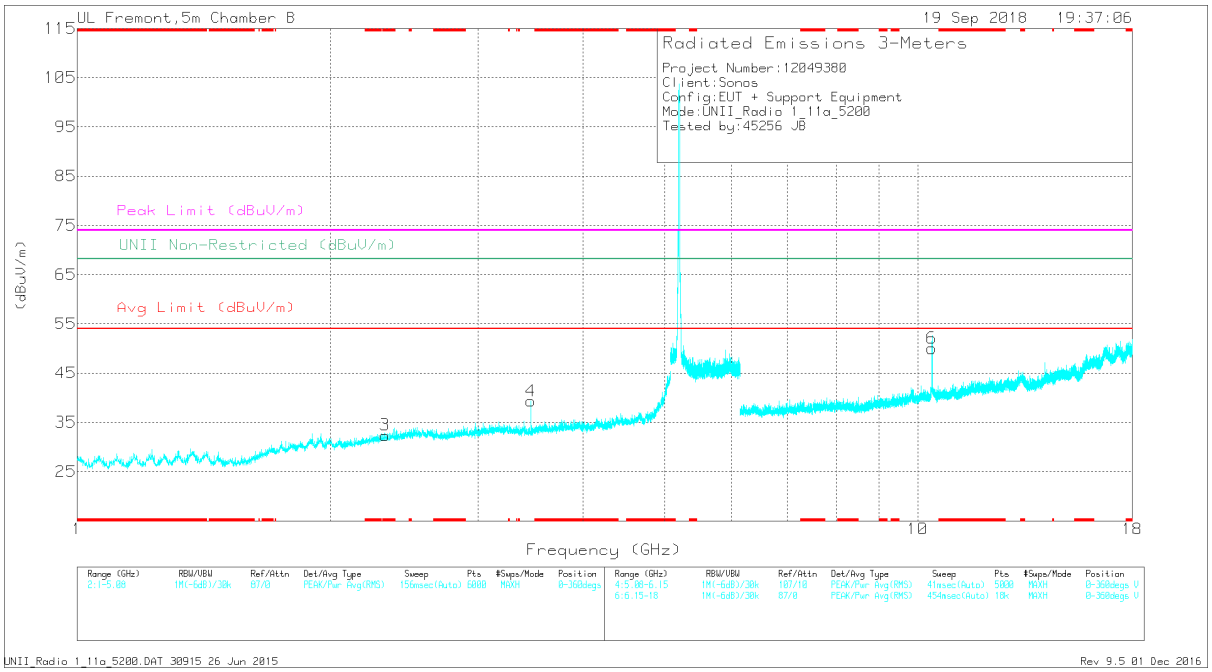

VERTICAL

UL VERIFICATION SERVICES INC.
47173 Benicia Street, Fremont, CA 94538; USA TEL:(510) 771-1000 FAX:(510) 661-0888
This report shall not be reproduced except in full, without the written approval of UL Verification Services Inc.

RADIATED EMISSIONS

Trace Markers

Marker	Frequency (GHz)	Meter Reading (dBuV)	Det	AF T863 (dB/m)	Amp/Cbl/Fltr/Pad (dB)	DC Corr (dB)	Corrected Reading (dBuV/m)	Avg Limit (dBuV/m)	Margin (dB)	Peak Limit (dBuV/m)	PK Margin (dB)	UNII Non-Restricted (dBuV/m)	PK Margin (dB)	Azimuth (Degs)	Height (cm)	Polarity
1	* 2.338	33.74	Pk	32.1	-32.4	0	33.44	-	-	74	-40.56	-	-	0-360	99	H
3	* 2.325	32.48	Pk	32.1	-32.2	0	32.38	-	-	74	-41.62	-	-	0-360	200	V
2	3.466	33.37	Pk	32.9	-31.7	0	34.57	-	-	-	-	68.2	-33.63	0-360	199	H
4	3.467	38.15	Pk	32.9	-31.7	0	39.35	-	-	-	-	68.2	-28.85	0-360	200	V
6	10.397	34.63	Pk	37.9	-22.5	0	50.03	-	-	-	-	68.2	-18.17	0-360	200	V
5	10.401	34.67	Pk	37.9	-22.4	0	50.17	-	-	-	-	68.2	-18.03	0-360	102	H

* - indicates frequency in CFR47 Pt 15 / IC RSS-Restricted Band
Pk - Peak detector

Radiated Emissions

Frequency (GHz)	Meter Reading (dBuV)	Det	AF T863 (dB/m)	Amp/Cbl/Fltr/Pad (dB)	DC Corr (dB)	Corrected Reading (dBuV/m)	Avg Limit (dBuV/m)	Margin (dB)	Peak Limit (dBuV/m)	PK Margin (dB)	UNII Non-Restricted (dBuV/m)	PK Margin (dB)	Azimuth (Degs)	Height (cm)	Polarity
* 2.338	40.19	PK-U	32.1	-32.4	0	39.89	-	-	74	-34.11	-	-	149	228	H
* 2.339	27.64	ADR	32.1	-32.4	0	27.34	54	-26.66	-	-	-	-	149	228	H
* 2.323	39.82	PK-U	32.1	-32.2	0	39.72	-	-	74	-34.28	-	-	346	371	V
* 2.323	27.63	ADR	32.1	-32.2	0	27.53	54	-26.47	-	-	-	-	346	371	V
1.717	39.84	PK-U	29.8	-33	0	36.64	-	-	-	-	68.2	-31.56	150	352	V
1.863	39.45	PK-U	30.9	-33.5	0	36.85	-	-	-	-	68.2	-31.35	316	263	H
3.466	40.03	PK-U	32.9	-31.7	0	41.23	-	-	-	-	68.2	-26.97	145	267	H
3.467	42.87	PK-U	32.9	-31.7	0	44.07	-	-	-	-	68.2	-24.13	110	162	V
10.399	40.03	PK-U	37.9	-22.5	0	55.43	-	-	-	-	68.2	-12.77	92	175	V
10.402	43.65	PK-U	37.9	-22.4	0	59.15	-	-	-	-	68.2	-9.05	246	130	H

* - indicates frequency in CFR47 Pt 15 / IC RSS-Restricted Band
PK-U - U-NII: Maximum Peak
ADR - U-NII AD primary method, RMS average

UL VERIFICATION SERVICES INC.
47173 Benicia Street, Fremont, CA 94538; USA TEL:(510) 771-1000 FAX:(510) 661-0888
This report shall not be reproduced except in full, without the written approval of UL Verification Services Inc.

HIGH CHANNEL RESULTS

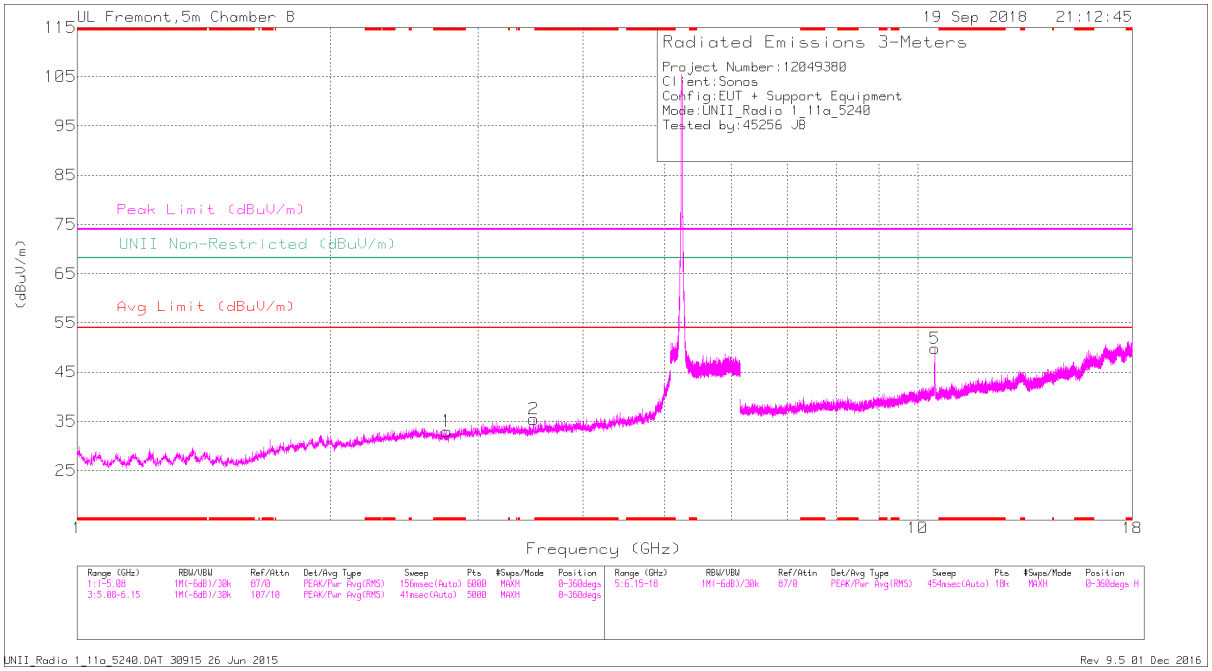

HORIZONTAL

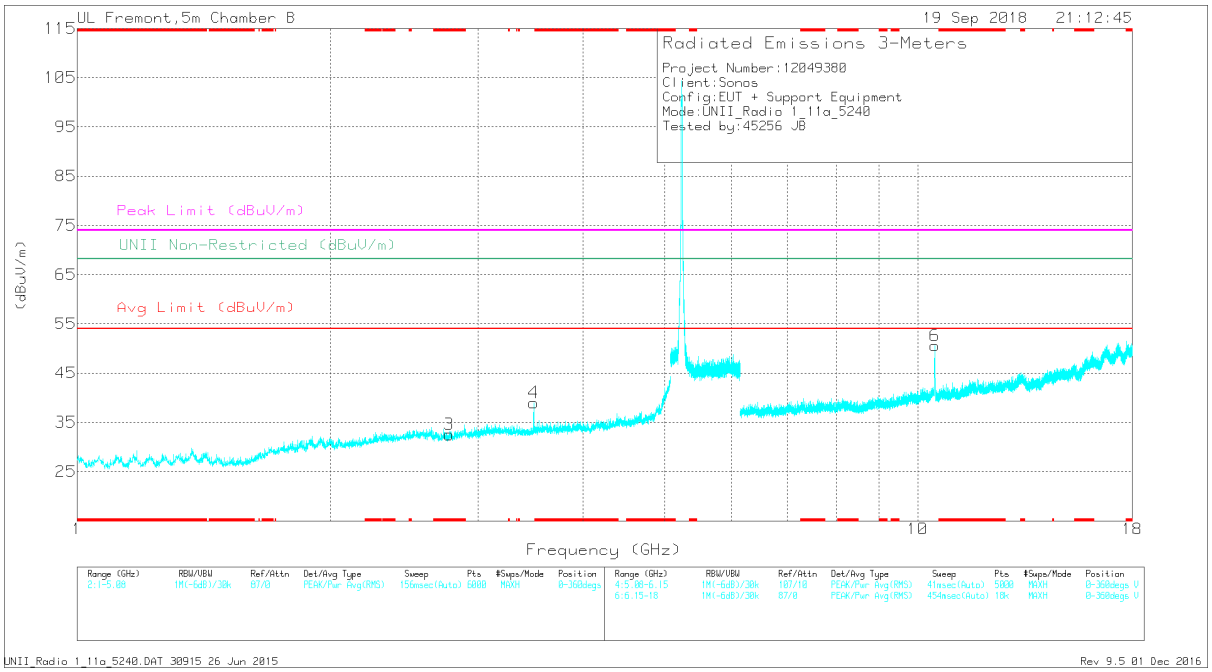

VERTICAL

UL VERIFICATION SERVICES INC.
47173 Benicia Street, Fremont, CA 94538; USA TEL:(510) 771-1000 FAX:(510) 661-0888
This report shall not be reproduced except in full, without the written approval of UL Verification Services Inc.

RADIATED EMISSIONS

Trace Markers

Marker	Frequency (GHz)	Meter Reading (dBuV)	Det	AF T863 (dB/m)	Amp/Cbl/Fltr/Pad (dB)	DC Corr (dB)	Corrected Reading (dBuV/m)	Avg Limit (dBuV/m)	Margin (dB)	Peak Limit (dBuV/m)	PK Margin (dB)	UNII Non-Restricted (dBuV/m)	PK Margin (dB)	Azimuth (Degs)	Height (cm)	Polarity
1	* 2.754	32.79	Pk	32.4	-32.2	0	32.99	-	-	74	-41.01	-	-	0-360	199	H
3	* 2.77	32.72	Pk	32.4	-32.6	0	32.52	-	-	74	-41.48	-	-	0-360	200	V
2	3.493	34.06	Pk	32.9	-31.5	0	35.46	-	-	-	-	68.2	-32.74	0-360	102	H
4	3.493	37.58	Pk	32.9	-31.5	0	38.98	-	-	-	-	68.2	-29.22	0-360	200	V
5	10.483	34.78	Pk	37.8	-22.8	0	49.78	-	-	-	-	68.2	-18.42	0-360	102	H
6	10.484	35.59	Pk	37.8	-22.8	0	50.59	-	-	-	-	68.2	-17.61	0-360	200	V

* - indicates frequency in CFR47 Pt 15 / IC RSS-Restricted Band
Pk - Peak detector

Radiated Emissions

Frequency (GHz)	Meter Reading (dBuV)	Det	AF T863 (dB/m)	Amp/Cbl/Fltr/Pad (dB)	DC Corr (dB)	Corrected Reading (dBuV/m)	Avg Limit (dBuV/m)	Margin (dB)	Peak Limit (dBuV/m)	PK Margin (dB)	UNII Non-Restricted (dBuV/m)	PK Margin (dB)	Azimuth (Degs)	Height (cm)	Polarity
* 2.754	39.21	PK-U	32.4	-32.3	0	39.31	-	-	74	-34.69	-	-	128	303	H
* 2.756	26.88	ADR	32.4	-32.2	0	27.08	54	-26.92	-	-	-	-	128	303	H
* 2.771	40.43	PK-U	32.4	-32.6	0	40.23	-	-	74	-33.77	-	-	112	232	V
* 2.769	27.43	ADR	32.4	-32.6	0	27.23	54	-26.77	-	-	-	-	112	232	V
1.717	39.84	PK-U	29.8	-33	0	36.64	-	-	-	-	68.2	-31.56	150	352	V
1.863	39.45	PK-U	30.9	-33.5	0	36.85	-	-	-	-	68.2	-31.35	316	263	H
3.493	39.59	PK-U	32.9	-31.5	0	40.99	-	-	-	-	68.2	-27.21	91	181	H
3.493	43.09	PK-U	32.9	-31.5	0	44.49	-	-	-	-	68.2	-23.71	110	194	V
10.483	42.13	PK-U	37.8	-22.8	0	57.13	-	-	-	-	68.2	-11.07	248	107	H
10.483	42.81	PK-U	37.8	-22.8	0	57.81	-	-	-	-	68.2	-10.39	316	106	V

* - indicates frequency in CFR47 Pt 15 / IC RSS-Restricted Band
PK-U - U-NII: Maximum Peak
ADR - U-NII AD primary method, RMS average

UL VERIFICATION SERVICES INC.
47173 Benicia Street, Fremont, CA 94538; USA TEL:(510) 771-1000 FAX:(510) 661-0888
This report shall not be reproduced except in full, without the written approval of UL Verification Services Inc.

9.1.1.2. TX ABOVE 1 GHz 802.11a MODE IN THE 5.3 GHz BAND

BANDEDGE (HIGH CHANNEL)

HORIZONTAL RESULT

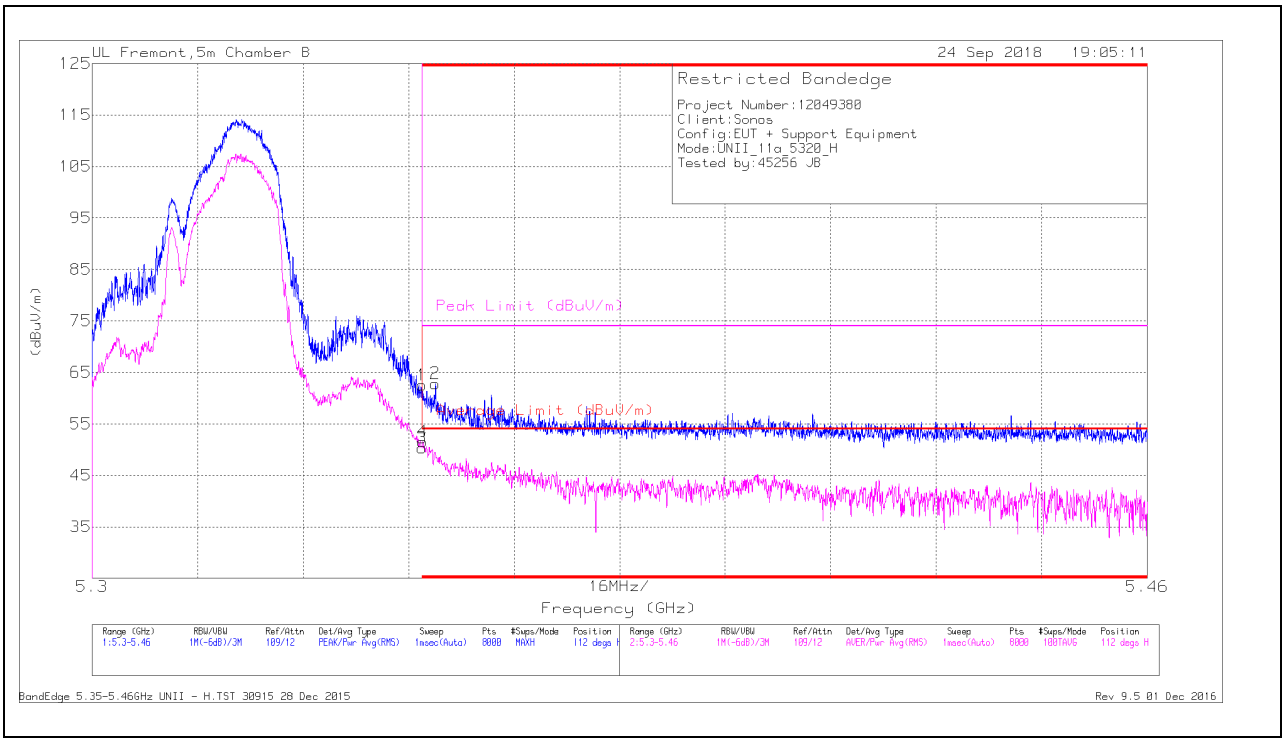

Trace Markers

Marker	Frequency (GHz)	Meter Reading (dBuV)	Det	AF T863 (dB/m)	Amp/Cbl/Fltr/Pad (dB)	DC Corr (dB)	Corrected Reading (dBuV/m)	Average Limit (dBuV/m)	Margin (dB)	Peak Limit (dBuV/m)	PK Margin (dB)	Azimuth (Degs)	Height (cm)	Polarity
1	* 5.35	45.95	Pk	35	-18.4	0	62.55	-	-	74	-11.45	112	159	H
2	* 5.352	45.84	Pk	35	-18	0	62.84	-	-	74	-11.16	112	159	H
3	* 5.35	33.73	RMS	35	-18.4	0	50.33	54	-3.67	-	-	112	159	H
4	* 5.35	34.94	RMS	35	-18.4	0	51.54	54	-2.46	-	-	112	159	H

* - indicates frequency in CFR47 Pt 15 / IC RSS-Restricted Band
Pk - Peak detector
RMS - RMS detection

UL VERIFICATION SERVICES INC.
47173 Benicia Street, Fremont, CA 94538; USA TEL:(510) 771-1000 FAX:(510) 661-0888
This report shall not be reproduced except in full, without the written approval of UL Verification Services Inc.

VERTICAL RESULT

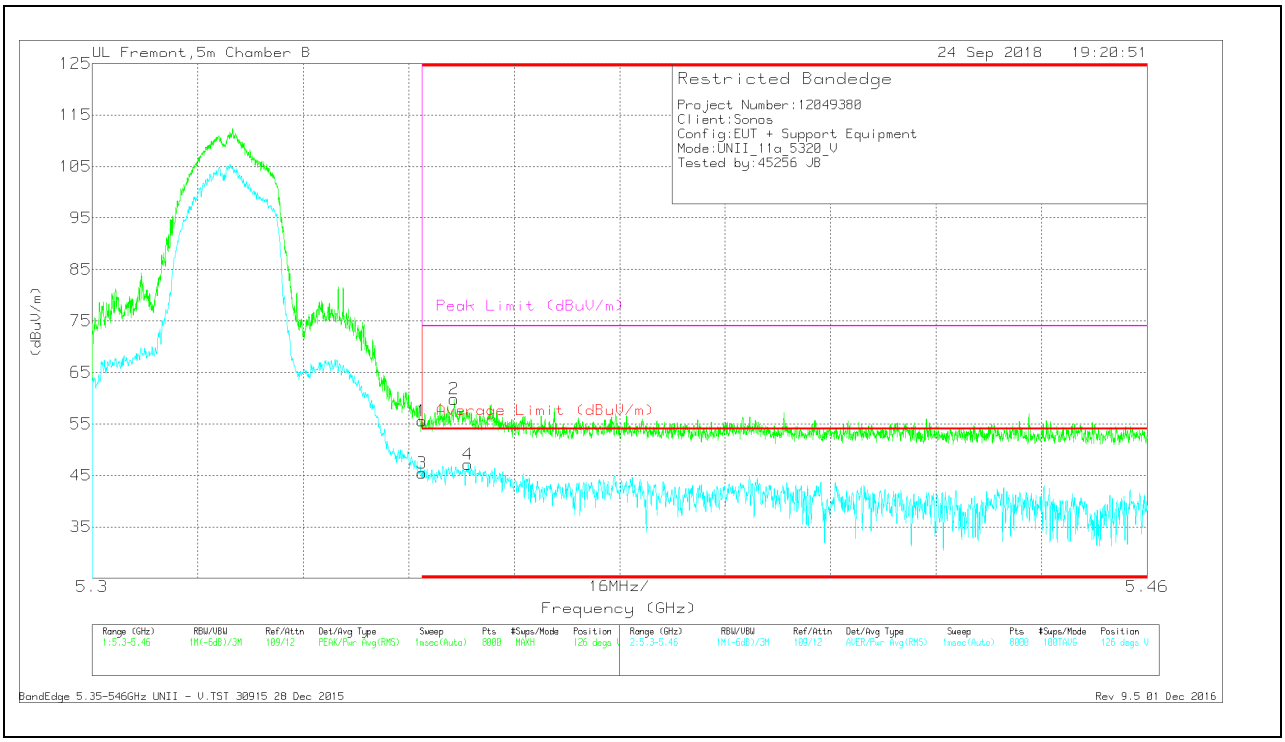

Trace Markers

Marker	Frequency (GHz)	Meter Reading (dBuV)	Det	AF T863 (dB/m)	Amp/Cbl/Fltr/Pad (dB)	DC Corr (dB)	Corrected Reading (dBuV/m)	Average Limit (dBuV/m)	Margin (dB)	Peak Limit (dBuV/m)	PK Margin (dB)	Azimuth (Degs)	Height (cm)	Polarity
1	* 5.35	38.99	Pk	35	-18.4	0	55.59	-	-	74	-18.41	126	177	V
2	* 5.355	43.1	Pk	35	-18.3	0	59.8	-	-	74	-14.2	126	177	V
3	* 5.35	28.84	RMS	35	-18.4	0	45.44	54	-8.56	-	-	126	177	V
4	* 5.357	30.03	RMS	35	-17.9	0	47.13	54	-6.87	-	-	126	177	V

* - indicates frequency in CFR47 Pt 15 / IC RSS-Restricted Band
Pk - Peak detector
RMS - RMS detection

UL VERIFICATION SERVICES INC.
47173 Benicia Street, Fremont, CA 94538; USA TEL:(510) 771-1000 FAX:(510) 661-0888
This report shall not be reproduced except in full, without the written approval of UL Verification Services Inc.

HARMONICS AND SPURIOUS EMISSIONS

LOW CHANNEL RESULTS

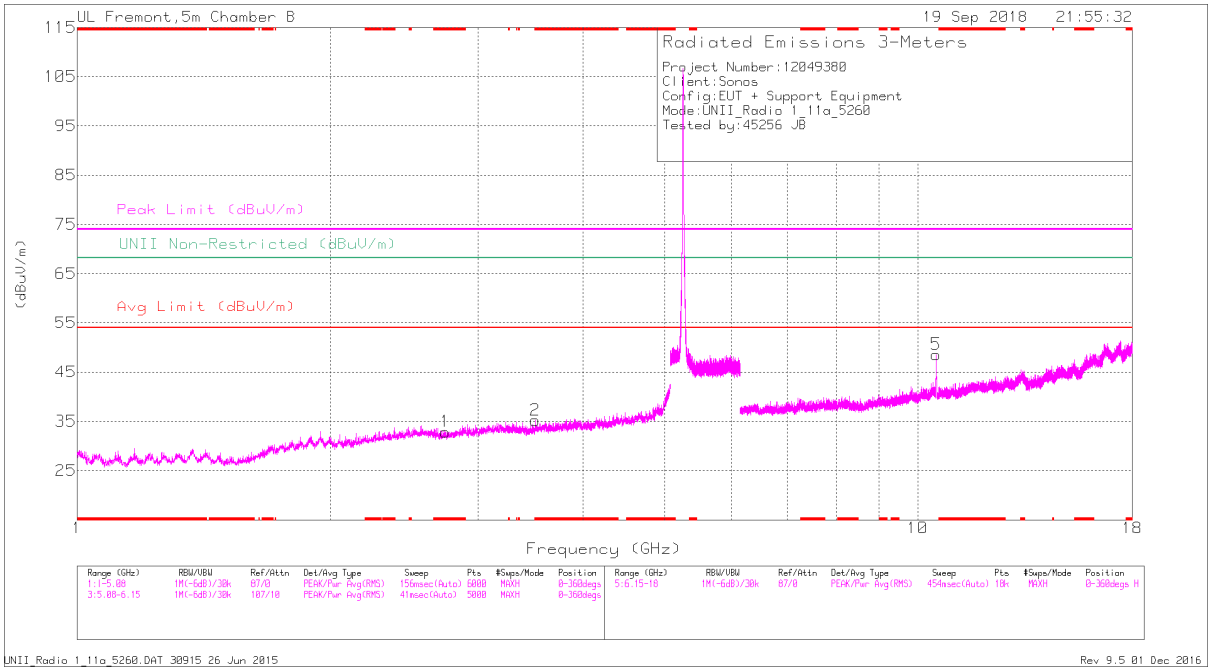

HORIZONTAL

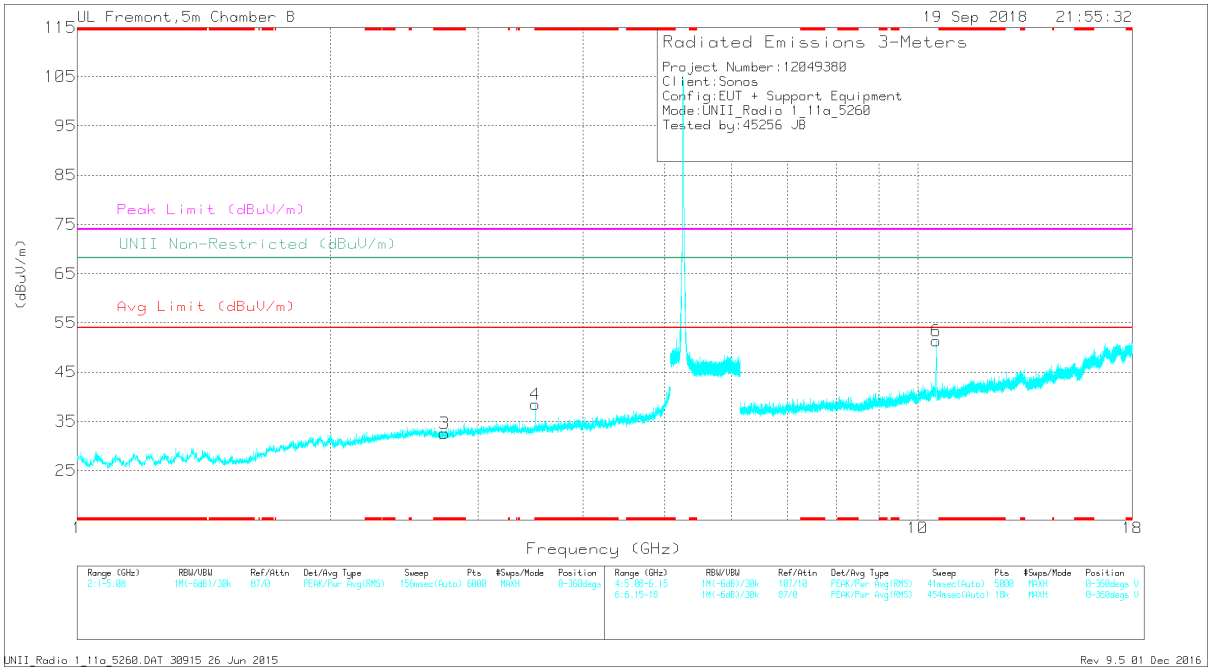

VERTICAL

UL VERIFICATION SERVICES INC.
47173 Benicia Street, Fremont, CA 94538; USA TEL:(510) 771-1000 FAX:(510) 661-0888
This report shall not be reproduced except in full, without the written approval of UL Verification Services Inc.

RADIATED EMISSIONS

Trace Markers

Marker	Frequency (GHz)	Meter Reading (dBuV)	Det	AF T863 (dB/m)	Amp/Cbl/Fltr/Pad (dB)	DC Corr (dB)	Corrected Reading (dBuV/m)	Avg Limit (dBuV/m)	Margin (dB)	Peak Limit (dBuV/m)	PK Margin (dB)	UNII Non-Restricted (dBuV/m)	PK Margin (dB)	Azimuth (Degs)	Height (cm)	Polarity
1	* 2.741	32.98	Pk	32.3	-32.4	0	32.88	-	-	74	-41.12	-	-	0-360	102	H
2	* 3.506	33.41	Pk	32.9	-31.1	0	35.21	-	-	74	-38.79	-	-	0-360	102	H
3	* 2.736	32.67	Pk	32.3	-32.4	0	32.57	-	-	74	-41.43	-	-	0-360	200	V
4	* 3.507	36.65	Pk	32.9	-31.1	0	38.45	-	-	74	-35.55	-	-	0-360	101	V
5	10.521	34.17	Pk	37.8	-23.4	0	48.57	-	-	-	-	68.2	-19.63	0-360	199	H
6	10.523	37.04	Pk	37.8	-23.5	0	51.34	-	-	-	-	68.2	-16.86	0-360	200	V

* - indicates frequency in CFR47 Pt 15 / IC RSS-Restricted Band
Pk - Peak detector

Radiated Emissions

Frequency (GHz)	Meter Reading (dBuV)	Det	AF T863 (dB/m)	Amp/Cbl/Fltr/Pad (dB)	DC Corr (dB)	Corrected Reading (dBuV/m)	Avg Limit (dBuV/m)	Margin (dB)	Peak Limit (dBuV/m)	PK Margin (dB)	UNII Non-Restricted (dBuV/m)	PK Margin (dB)	Azimuth (Degs)	Height (cm)	Polarity
* 2.741	39.57	PK-U	32.3	-32.4	0	39.47	-	-	74	-34.53	-	-	125	282	H
* 2.739	27.65	ADR	32.3	-32.4	0	27.55	54	-26.45	-	-	-	-	125	282	H
* 3.507	40.47	PK-U	32.9	-31.1	0	42.27	-	-	74	-31.73	-	-	222	111	H
* 3.507	30.16	ADR	32.9	-31.1	0	31.96	54	-22.04	-	-	-	-	222	111	H
* 2.734	40.12	PK-U	32.3	-32.4	0	40.02	-	-	74	-33.98	-	-	53	230	V
* 2.734	27.66	ADR	32.3	-32.4	0	27.56	54	-26.44	-	-	-	-	53	230	V
* 3.507	42.17	PK-U	32.9	-31.1	0	43.97	-	-	74	-30.03	-	-	113	154	V
* 3.507	35.24	ADR	32.9	-31.1	0	37.04	54	-16.96	-	-	-	-	113	154	V
10.521	41.57	PK-U	37.8	-23.4	0	55.97	-	-	-	-	68.2	-12.23	313	113	V
10.522	43.53	PK-U	37.8	-23.5	0	57.83	-	-	-	-	68.2	-10.37	241	207	H

* - indicates frequency in CFR47 Pt 15 / IC RSS-Restricted Band
PK-U - U-NII: Maximum Peak
ADR - U-NII AD primary method, RMS average

UL VERIFICATION SERVICES INC.
47173 Benicia Street, Fremont, CA 94538; USA TEL:(510) 771-1000 FAX:(510) 661-0888
This report shall not be reproduced except in full, without the written approval of UL Verification Services Inc.

MID CHANNEL RESULTS

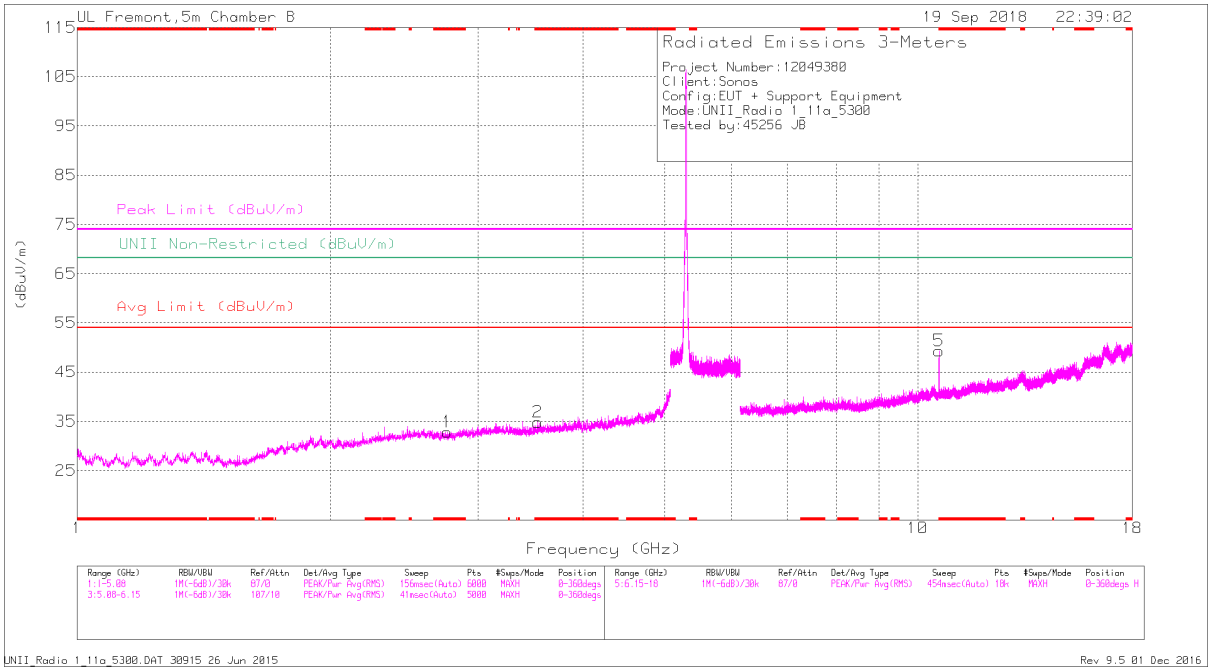

HORIZONTAL

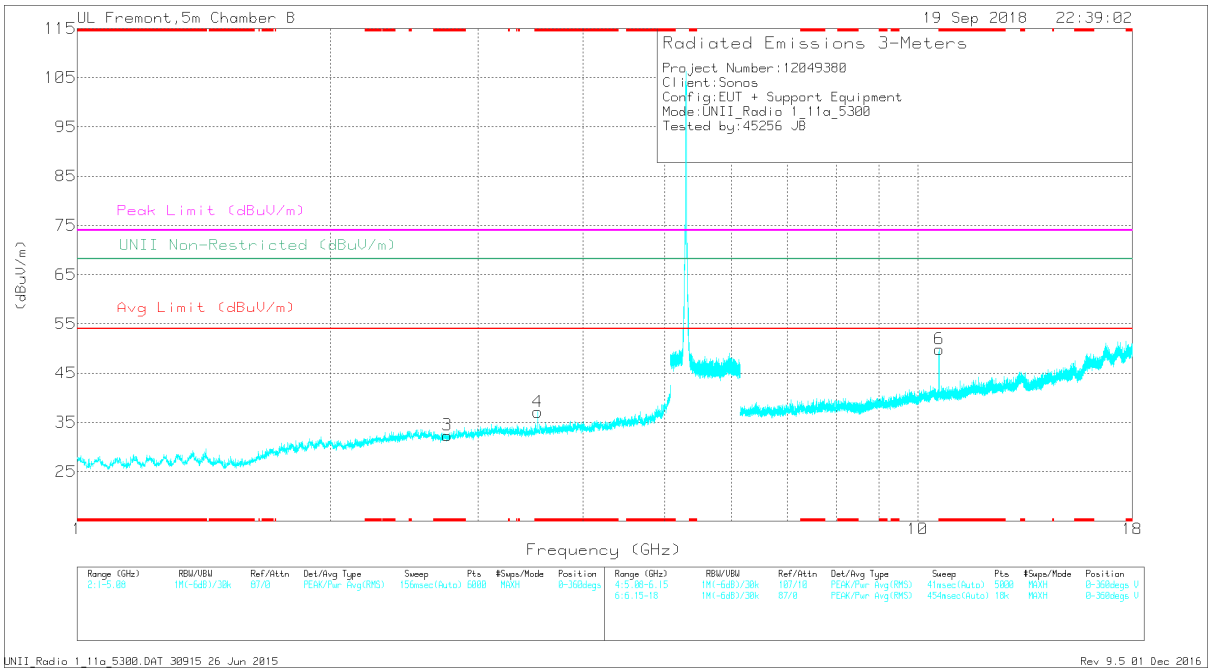

VERTICAL

UL VERIFICATION SERVICES INC.
47173 Benicia Street, Fremont, CA 94538; USA TEL:(510) 771-1000 FAX:(510) 661-0888
This report shall not be reproduced except in full, without the written approval of UL Verification Services Inc.

RADIATED EMISSIONS

Trace Markers

Marker	Frequency (GHz)	Meter Reading (dBuV)	Det	AF T863 (dB/m)	Amp/Cbl/Fltr/Pad (dB)	DC Corr (dB)	Corrected Reading (dBuV/m)	Avg Limit (dBuV/m)	Margin (dB)	Peak Limit (dBuV/m)	PK Margin (dB)	UNII Non-Restricted (dBuV/m)	PK Margin (dB)	Azimuth (Degs)	Height (cm)	Polarity
1	* 2.757	32.74	Pk	32.4	-32.3	0	32.84	-	-	74	-41.16	-	-	0-360	199	H
2	* 3.533	32.42	Pk	33	-30.6	0	34.82	-	-	74	-39.18	-	-	0-360	98	H
3	* 2.757	32.27	Pk	32.4	-32.3	0	32.37	-	-	74	-41.63	-	-	0-360	200	V
4	* 3.533	34.73	Pk	33	-30.6	0	37.13	-	-	74	-36.87	-	-	0-360	102	V
5	* 10.602	35.03	Pk	37.7	-23.4	0	49.33	-	-	74	-24.67	-	-	0-360	102	H
6	* 10.603	35.57	Pk	37.7	-23.4	0	49.87	-	-	74	-24.13	-	-	0-360	200	V

* - indicates frequency in CFR47 Pt 15 / IC RSS-Restricted Band
Pk - Peak detector

Radiated Emissions

Frequency (GHz)	Meter Reading (dBuV)	Det	AF T863 (dB/m)	Amp/Cbl/Fltr/Pad (dB)	DC Corr (dB)	Corrected Reading (dBuV/m)	Avg Limit (dBuV/m)	Margin (dB)	Peak Limit (dBuV/m)	PK Margin (dB)	UNII Non-Restricted (dBuV/m)	PK Margin (dB)	Azimuth (Degs)	Height (cm)	Polarity
* 2.757	39.18	PK-U	32.4	-32.3	0	39.28	-	-	74	-34.72	-	-	325	311	H
* 2.757	27.01	ADR	32.4	-32.3	0	27.11	54	-26.89	-	-	-	-	325	311	H
* 3.533	40	PK-U	33	-30.7	0	42.3	-	-	74	-31.7	-	-	70	133	H
* 3.533	29.11	ADR	33	-30.7	0	31.41	54	-22.59	-	-	-	-	70	133	H
* 2.756	39.36	PK-U	32.4	-32.3	0	39.46	-	-	74	-34.54	-	-	95	314	V
* 2.758	27.04	ADR	32.4	-32.3	0	27.14	54	-26.86	-	-	-	-	95	314	V
* 3.533	40.48	PK-U	33	-30.7	0	42.78	-	-	74	-31.22	-	-	110	102	V
* 3.533	33.23	ADR	33	-30.7	0	35.53	54	-18.47	-	-	-	-	110	102	V
* 11.643	32.39	PK-U	38.8	-21.8	0	49.39	-	-	74	-24.61	-	-	245	113	H
* 11.466	20.23	ADR	38.4	-22.8	0	35.83	54	-18.17	-	-	-	-	245	113	H
* 10.603	44.16	PK-U	37.7	-23.4	0	58.46	-	-	74	-15.54	-	-	317	246	V
* 10.603	32.33	ADR	37.7	-23.4	0	46.63	54	-7.37	-	-	-	-	317	246	V

* - indicates frequency in CFR47 Pt 15 / IC RSS-Restricted Band
PK-U - U-NII: Maximum Peak
ADR - U-NII AD primary method, RMS average

UL VERIFICATION SERVICES INC.
47173 Benicia Street, Fremont, CA 94538; USA TEL:(510) 771-1000 FAX:(510) 661-0888
This report shall not be reproduced except in full, without the written approval of UL Verification Services Inc.

HIGH CHANNEL RESULTS

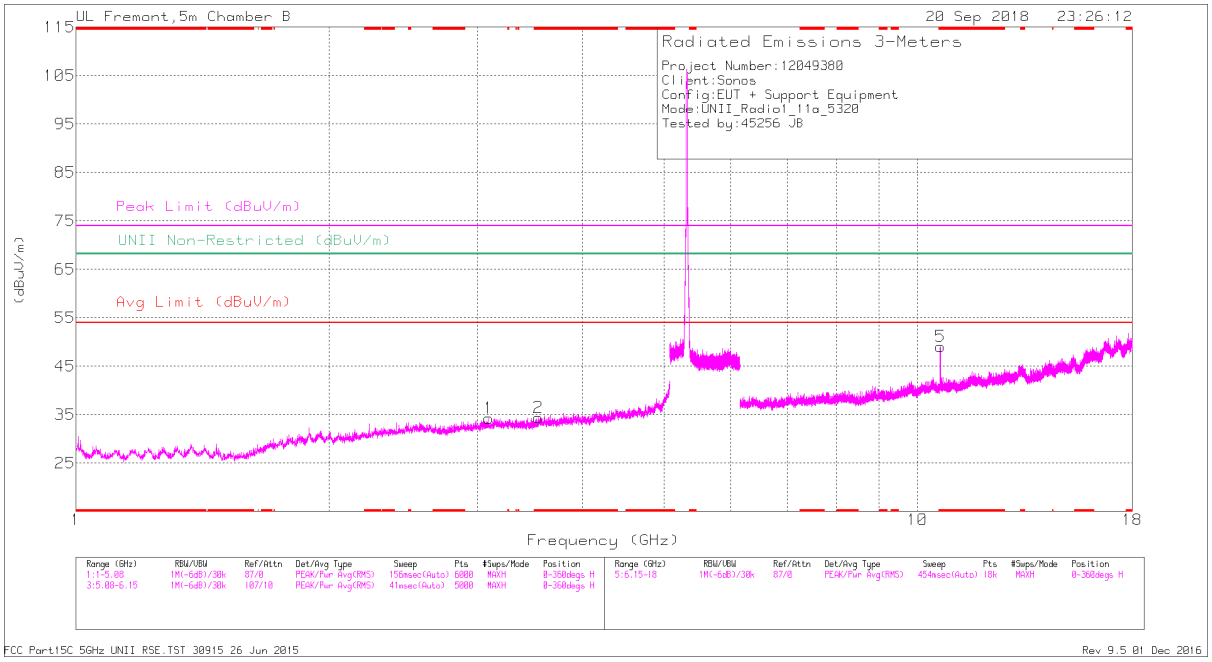

HORIZONTAL

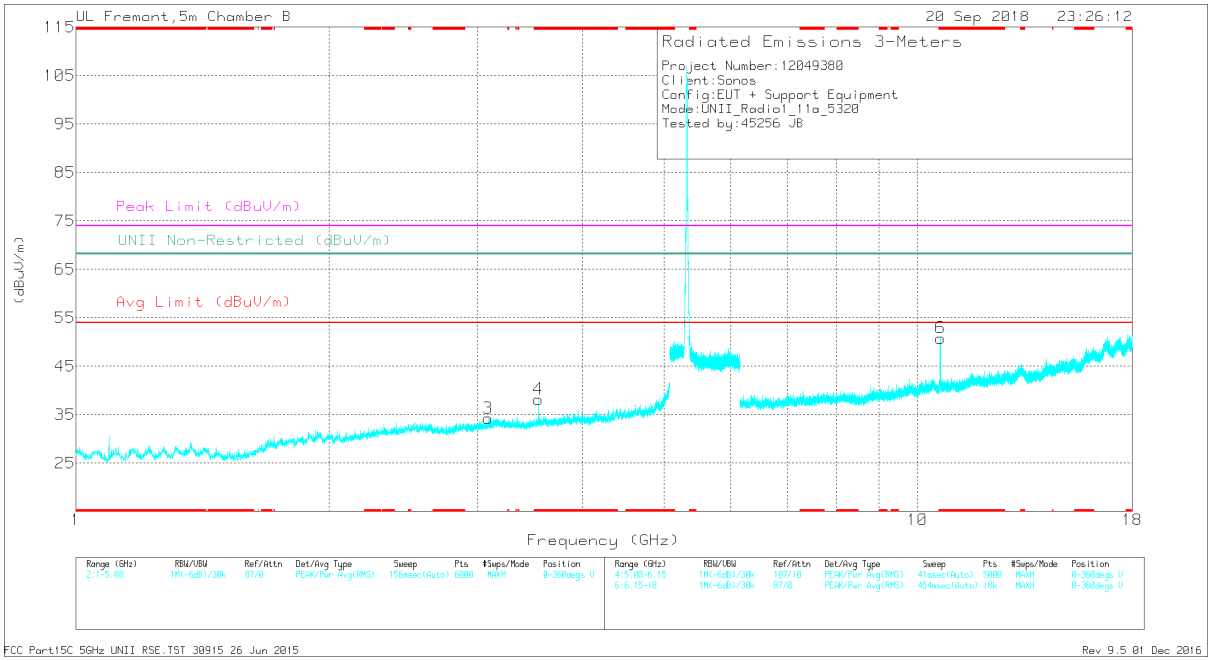

VERTICAL

UL VERIFICATION SERVICES INC.
47173 Benicia Street, Fremont, CA 94538; USA TEL:(510) 771-1000 FAX:(510) 661-0888
This report shall not be reproduced except in full, without the written approval of UL Verification Services Inc.

RADIATED EMISSIONS

Trace Markers

Marker	Frequency (GHz)	Meter Reading (dBuV)	Det	AF T863 (dB/m)	Amp/Cbl/Fltr/Pad (dB)	DC Corr (dB)	Corrected Reading (dBuV/m)	Avg Limit (dBuV/m)	Margin (dB)	Peak Limit (dBuV/m)	PK Margin (dB)	UNII Non-Restricted (dBuV/m)	PK Margin (dB)	Azimuth (Degs)	Height (cm)	Polarity
2	* 3.546	32.15	Pk	33.1	-30.8	0	34.45	-	-	74	-39.55	-	-	0-360	102	H
4	* 3.546	35.93	Pk	33.1	-30.8	0	38.23	-	-	74	-35.77	-	-	0-360	199	V
5	* 10.643	34.22	Pk	37.8	-23	0	49.02	-	-	74	-24.98	-	-	0-360	199	H
6	* 10.645	36.03	Pk	37.8	-23	0	50.83	-	-	74	-23.17	-	-	0-360	200	V
3	3.089	32.96	Pk	33.2	-31.9	0	34.26	-	-	-	-	68.2	-33.94	0-360	102	V
1	3.095	32.95	Pk	33.3	-32	0	34.25	-	-	-	-	68.2	-33.95	0-360	102	H

* - indicates frequency in CFR47 Pt 15 / IC RSS-Restricted Band
Pk - Peak detector

Radiated Emissions

Frequency (GHz)	Meter Reading (dBuV)	Det	AF T863 (dB/m)	Amp/Cbl/Fltr/Pad (dB)	DC Corr (dB)	Corrected Reading (dBuV/m)	Avg Limit (dBuV/m)	Margin (dB)	Peak Limit (dBuV/m)	PK Margin (dB)	UNII Non-Restricted (dBuV/m)	PK Margin (dB)	Azimuth (Degs)	Height (cm)	Polarity
* 3.546	39.87	PK-U	33.1	-30.8	0	42.17	-	-	74	-31.83	-	-	103	119	H
* 3.547	28.77	ADR	33.1	-30.8	0	31.07	54	-22.93	-	-	-	-	103	119	H
* 3.547	41.26	PK-U	33.1	-30.8	0	43.56	-	-	74	-30.44	-	-	119	189	V
* 3.547	34.03	ADR	33.1	-30.8	0	36.33	54	-17.67	-	-	-	-	119	189	V
* 10.642	43.42	PK-U	37.8	-23	0	58.22	-	-	74	-15.78	-	-	249	173	H
* 10.642	31.82	ADR	37.8	-23	0	46.62	54	-7.38	-	-	-	-	249	173	H
* 10.643	44.49	PK-U	37.8	-23	0	59.29	-	-	74	-14.71	-	-	329	261	V
* 10.643	32.67	ADR	37.8	-23	0	47.47	54	-6.53	-	-	-	-	329	261	V
3.09	38.94	PK-U	33.2	-31.9	0	40.24	-	-	-	-	68.2	-27.96	28	293	V
3.095	39.63	PK-U	33.3	-32	0	40.93	-	-	-	-	68.2	-27.27	150	340	H

* - indicates frequency in CFR47 Pt 15 / IC RSS-Restricted Band
PK-U - U-NII: Maximum Peak
ADR - U-NII AD primary method, RMS average

UL VERIFICATION SERVICES INC.
47173 Benicia Street, Fremont, CA 94538; USA TEL:(510) 771-1000 FAX:(510) 661-0888
This report shall not be reproduced except in full, without the written approval of UL Verification Services Inc.

9.1.1.3. TX ABOVE 1 GHz 802.11a MODE IN THE 5.6 GHz BAND

BANDEDGE (LOW CHANNEL)

HORIZONTAL RESULT

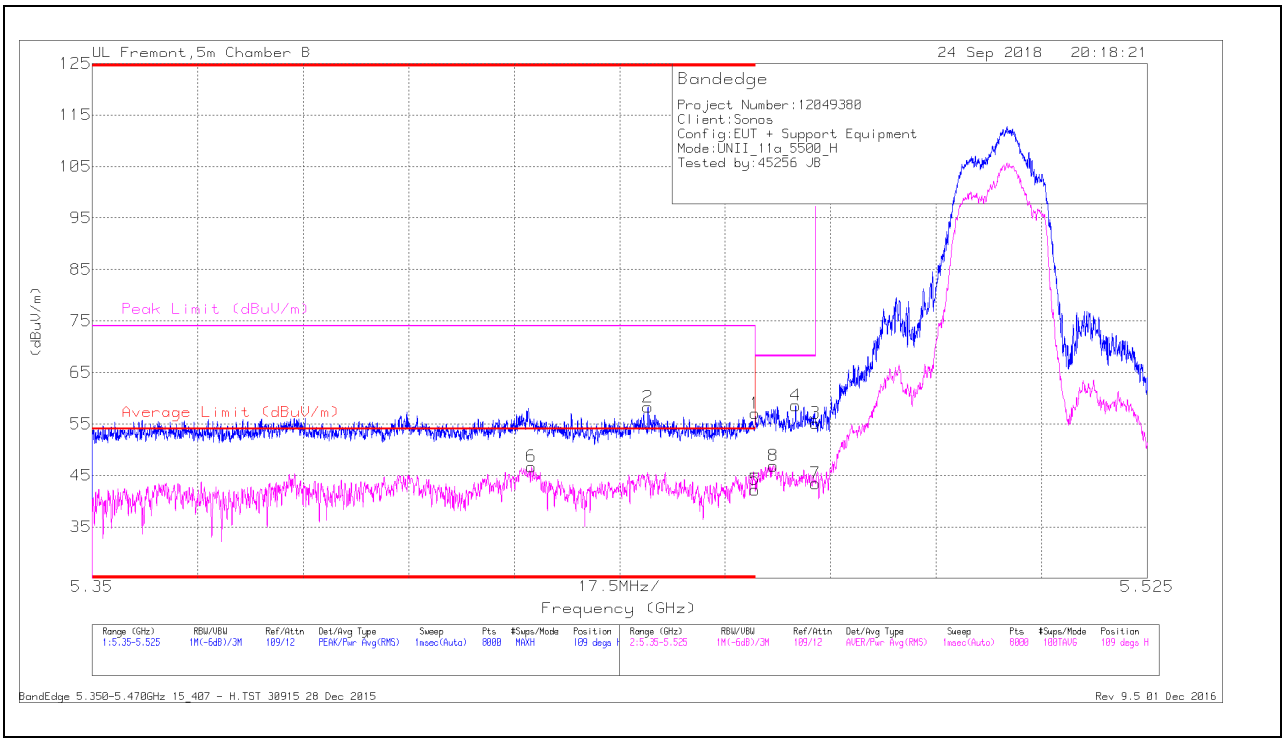

Trace Markers

Marker	Frequency (GHz)	Meter Reading (dBuV)	Det	AF T863 (dB/m)	Amp/Cbl/Fltr/Pad (dB)	DC Corr (dB)	Corrected Reading (dBuV/m)	Average Limit (dBuV/m)	Margin (dB)	Peak Limit (dBuV/m)	PK Margin (dB)	Azimuth (Degs)	Height (cm)	Polarity
1	* 5.46	40.45	Pk	35.3	-18.7	0	57.05	-	-	74	-16.95	109	247	H
2	* 5.442	41.84	Pk	35.2	-18.8	0	58.24	-	-	74	-15.76	109	247	H
5	* 5.46	25.61	RMS	35.3	-18.7	0	42.21	54	-11.79	-	-	109	247	H
6	* 5.423	29.82	RMS	35.2	-18.3	0	46.72	54	-7.28	-	-	109	247	H
8	5.463	29.77	RMS	35.3	-18.2	0	46.87	-	-	-	-	109	247	H
4	5.467	41.58	Pk	35.3	-18.3	0	58.58	-	-	68.2	-9.62	109	247	H
3	5.47	38.44	Pk	35.3	-18.6	0	55.14	-	-	68.2	-13.06	109	247	H
7	5.47	26.74	RMS	35.3	-18.6	0	43.44	-	-	-	-	109	247	H

* - indicates frequency in CFR47 Pt 15 / IC RSS-Restricted Band
Pk - Peak detector
RMS - RMS detection

UL VERIFICATION SERVICES INC.
47173 Benicia Street, Fremont, CA 94538; USA TEL:(510) 771-1000 FAX:(510) 661-0888
This report shall not be reproduced except in full, without the written approval of UL Verification Services Inc.

VERTICAL RESULT

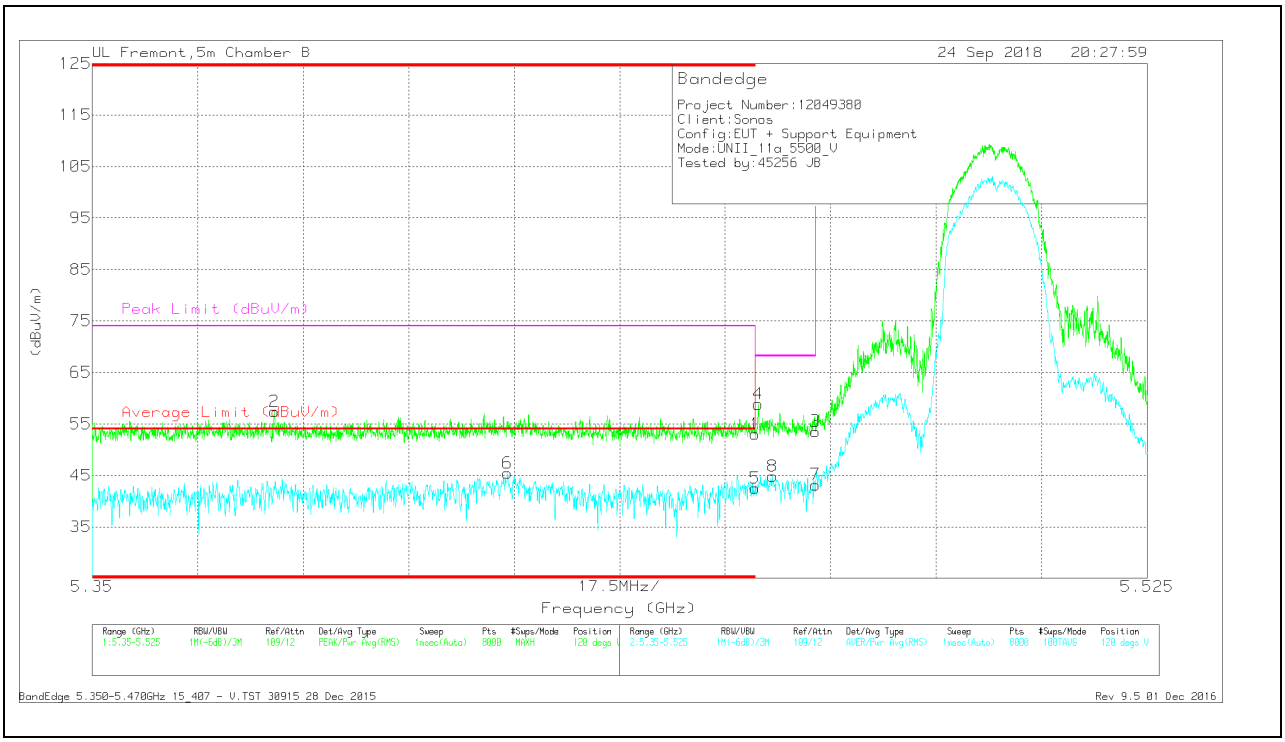

Trace Markers

Marker	Frequency (GHz)	Meter Reading (dBuV)	Det	AF T863 (dB/m)	Amp/Cbl/Fltr/Pad (dB)	DC Corr (dB)	Corrected Reading (dBuV/m)	Average Limit (dBuV/m)	Margin (dB)	Peak Limit (dBuV/m)	PK Margin (dB)	Azimuth (Degs)	Height (cm)	Polarity
1	* 5.46	36.39	Pk	35.3	-18.7	0	52.99	-	-	74	-21.01	120	245	V
2	* 5.38	40.59	Pk	35.1	-18.3	0	57.39	-	-	74	-16.61	120	245	V
5	* 5.46	25.92	RMS	35.3	-18.7	0	42.52	54	-11.48	-	-	120	245	V
6	* 5.419	28.52	RMS	35.2	-18.3	0	45.42	54	-8.58	-	-	120	245	V
4	5.461	42.24	Pk	35.3	-18.7	0	58.84	-	-	68.2	-9.36	120	245	V
8	5.463	27.71	RMS	35.3	-18.2	0	44.81	-	-	-	-	120	245	V
3	5.47	36.83	Pk	35.3	-18.6	0	53.53	-	-	68.2	-14.67	120	245	V
7	5.47	26.45	RMS	35.3	-18.6	0	43.15	-	-	-	-	120	245	V

* - indicates frequency in CFR47 Pt 15 / IC RSS-Restricted Band
Pk - Peak detector
RMS - RMS detection

UL VERIFICATION SERVICES INC.
47173 Benicia Street, Fremont, CA 94538; USA TEL:(510) 771-1000 FAX:(510) 661-0888
This report shall not be reproduced except in full, without the written approval of UL Verification Services Inc.

BANDEDGE (HIGH CHANNEL)

HORIZONTAL RESULT

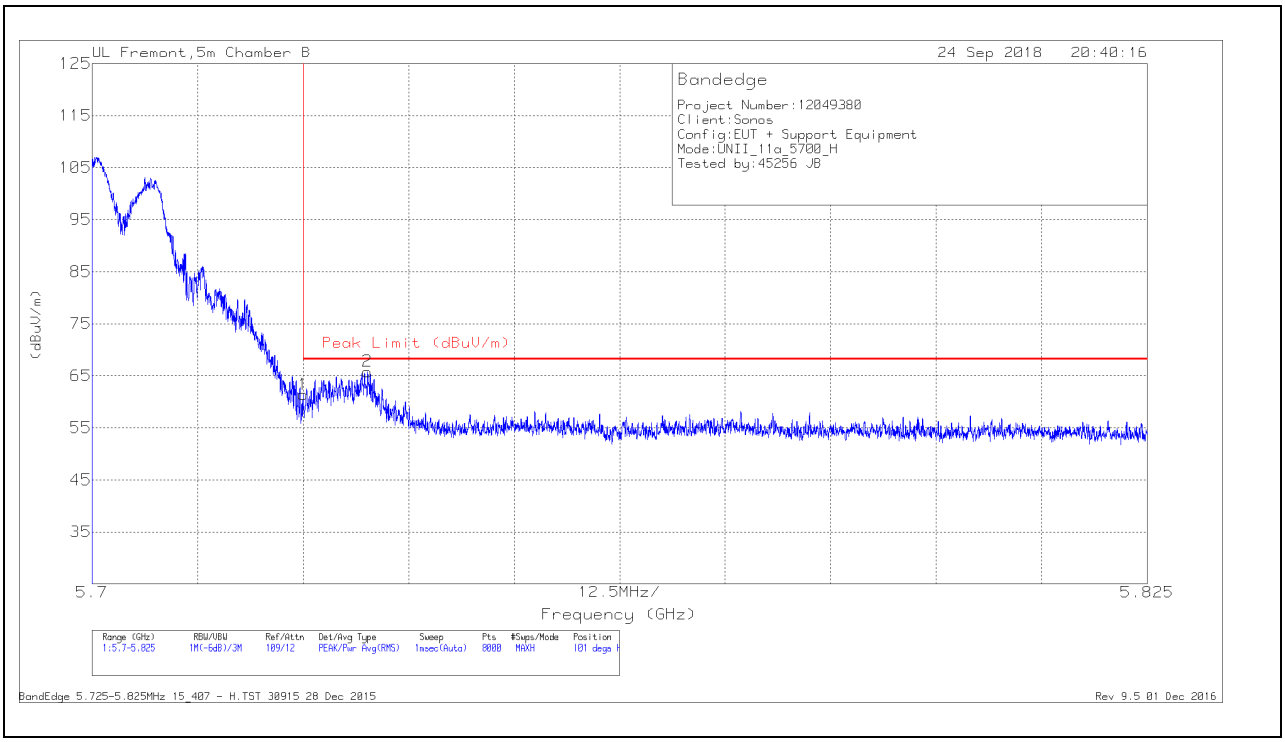

Trace Markers

Marker	Frequency (GHz)	Meter Reading (dBuV)	Det	AF T863 (dB/m)	Amp/Cbl/Fltr/Pad (dB)	Corrected Reading (dBuV/m)	Peak Limit (dBuV/m)	PK Margin (dB)	Azimuth (Degs)	Height (cm)	Polarity
1	5.725	45.31	Pk	35.5	-19.4	61.41	68.2	-6.79	101	235	H
2	5.733	49.21	Pk	35.5	-18.9	65.81	68.2	-2.39	101	235	H

* - indicates frequency in CFR47 Pt 15 / IC RSS-Restricted Band
Pk - Peak detector

UL VERIFICATION SERVICES INC.
47173 Benicia Street, Fremont, CA 94538; USA TEL:(510) 771-1000 FAX:(510) 661-0888
This report shall not be reproduced except in full, without the written approval of UL Verification Services Inc.

VERTICAL RESULT

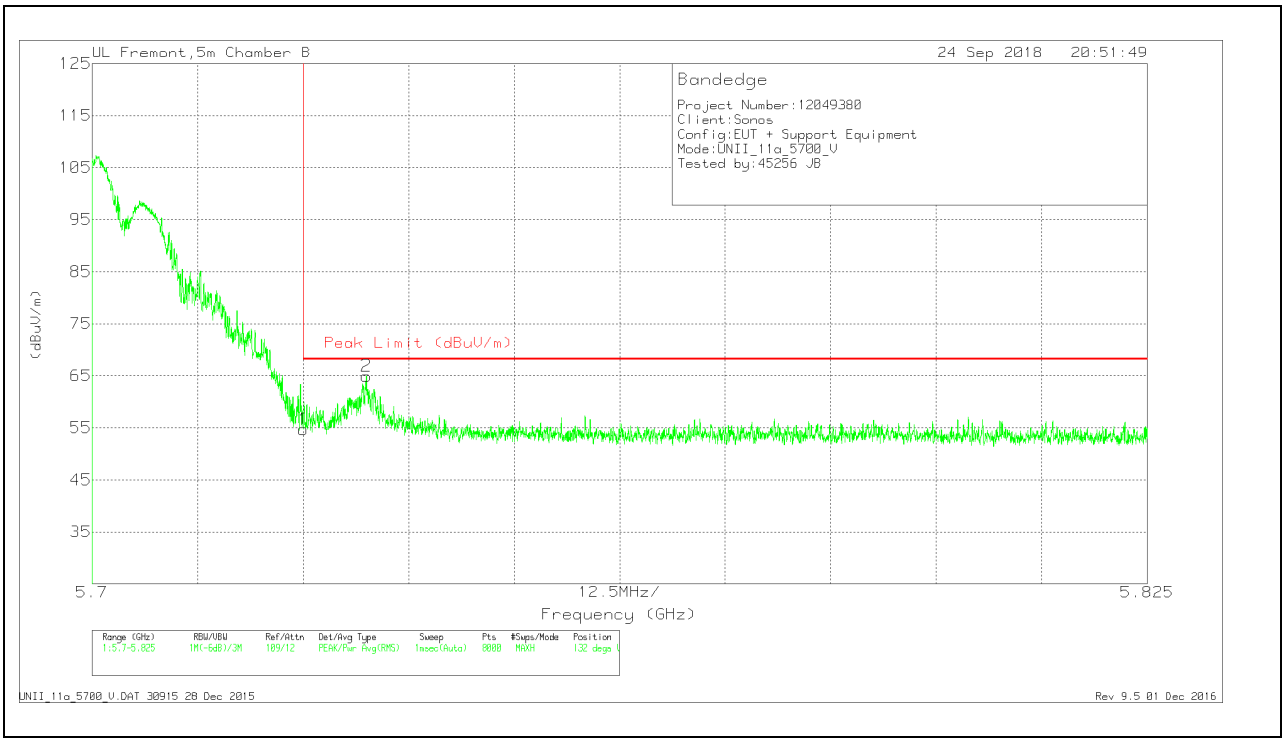

Trace Markers

Marker	Frequency (GHz)	Meter Reading (dBuV)	Det	AF T863 (dB/m)	Amp/Cbl/Fltr/Pad (dB)	DC Corr (dB)	Corrected Reading (dBuV/m)	Peak Limit (dBuV/m)	PK Margin (dB)	Azimuth (Degs)	Height (cm)	Polarity
1	5.725	38.61	Pk	35.5	-19.4	0	54.71	68.2	-13.49	132	213	V
2	5.733	48.35	Pk	35.5	-18.9	0	64.95	68.2	-3.25	132	213	V

* - indicates frequency in CFR47 Pt 15 / IC RSS-Restricted Band
Pk - Peak detector

UL VERIFICATION SERVICES INC.
47173 Benicia Street, Fremont, CA 94538; USA TEL:(510) 771-1000 FAX:(510) 661-0888
This report shall not be reproduced except in full, without the written approval of UL Verification Services Inc.

HARMONICS AND SPURIOUS EMISSIONS

LOW CHANNEL RESULTS

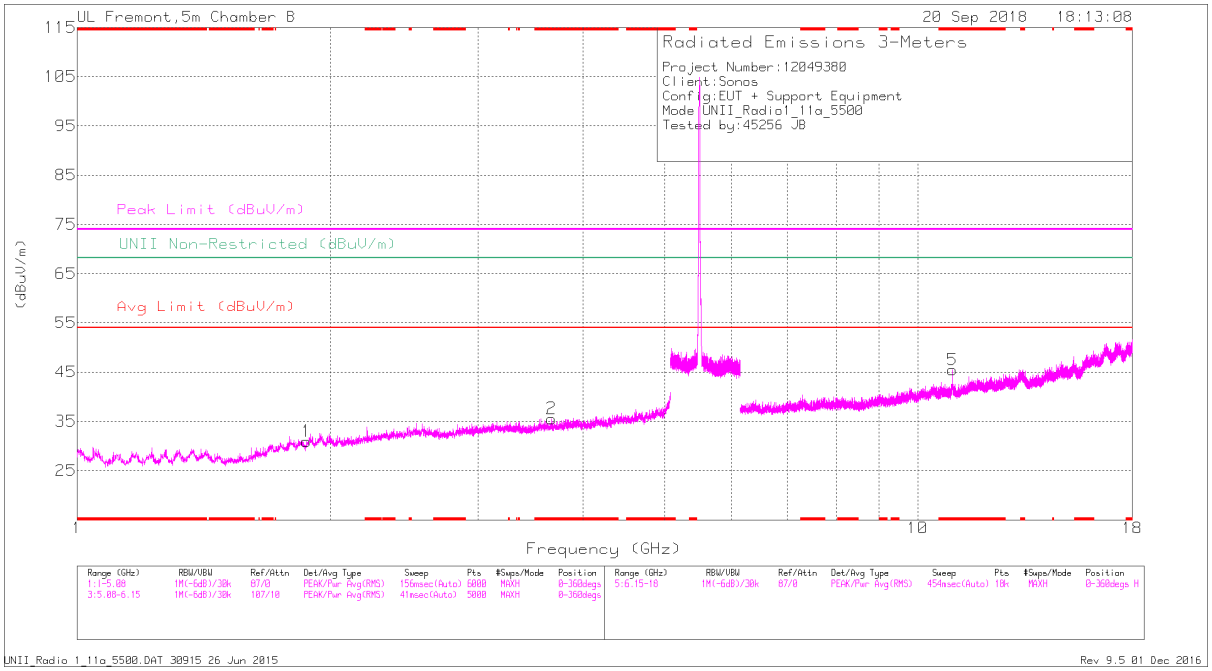

HORIZONTAL

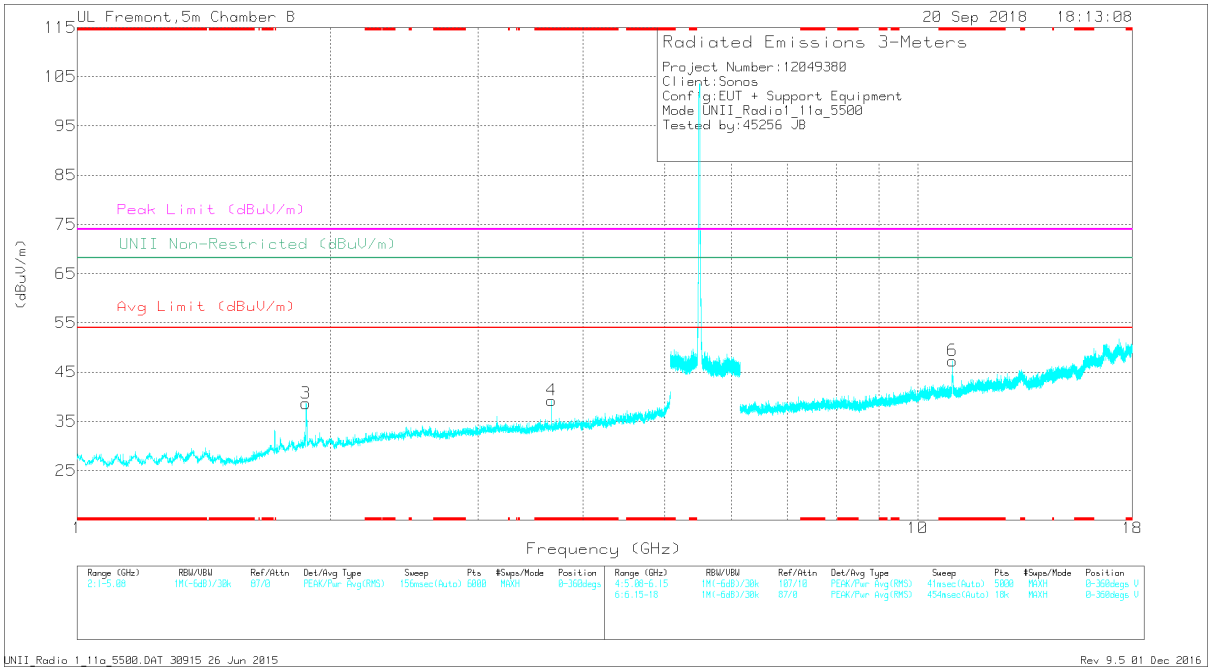

VERTICAL

UL VERIFICATION SERVICES INC.
47173 Benicia Street, Fremont, CA 94538; USA TEL:(510) 771-1000 FAX:(510) 661-0888
This report shall not be reproduced except in full, without the written approval of UL Verification Services Inc.

RADIATED EMISSIONS

Trace Markers

Marker	Frequency (GHz)	Meter Reading (dBuV)	Det	AF T863 (dB/m)	Amp/Cbl/Fltr/Pad (dB)	DC Corr (dB)	Corrected Reading (dBuV/m)	Avg Limit (dBuV/m)	Margin (dB)	Peak Limit (dBuV/m)	PK Margin (dB)	UNII Non-Restricted (dBuV/m)	PK Margin (dB)	Azimuth (Degs)	Height (cm)	Polarity
2	* 3.667	33.25	Pk	33.3	-31	0	35.55	-	-	74	-38.45	-	-	0-360	102	H
4	* 3.667	36.97	Pk	33.3	-31	0	39.27	-	-	74	-34.73	-	-	0-360	200	V
5	* 11.002	29.56	Pk	37.9	-22	0	45.46	-	-	74	-28.54	-	-	0-360	102	H
6	* 11.004	31.42	Pk	37.9	-22	0	47.32	-	-	74	-26.68	-	-	0-360	200	V
3	1.872	40.96	Pk	31	-33.3	0	38.66	-	-	-	-	68.2	-29.54	0-360	200	V
1	1.876	33.22	Pk	31	-33.3	0	30.92	-	-	-	-	68.2	-37.28	0-360	102	H

* - indicates frequency in CFR47 Pt 15 / IC RSS-Restricted Band
Pk - Peak detector

Radiated Emissions

Frequency (GHz)	Meter Reading (dBuV)	Det	AF T863 (dB/m)	Amp/Cbl/Fltr/Pad (dB)	DC Corr (dB)	Corrected Reading (dBuV/m)	Avg Limit (dBuV/m)	Margin (dB)	Peak Limit (dBuV/m)	PK Margin (dB)	UNII Non-Restricted (dBuV/m)	PK Margin (dB)	Azimuth (Degs)	Height (cm)	Polarity
* 3.666	39.86	PK-U	33.3	-31	0	42.16	-	-	74	-31.84	-	-	270	116	H
* 3.667	30.37	ADR	33.3	-31	0	32.67	54	-21.33	-	-	-	-	270	116	H
* 3.667	42.19	PK-U	33.3	-31	0	44.49	-	-	74	-29.51	-	-	106	192	V
* 3.667	35.52	ADR	33.3	-31	0	37.82	54	-16.18	-	-	-	-	106	192	V
* 11.002	38.71	PK-U	37.9	-22	0	54.61	-	-	74	-19.39	-	-	305	179	H
* 11.003	25.93	ADR	37.9	-22	0	41.83	54	-12.17	-	-	-	-	305	179	H
* 11.002	38.47	PK-U	37.9	-22	0	54.37	-	-	74	-19.63	-	-	329	204	V
* 11.004	26.27	ADR	37.9	-22	0	42.17	54	-11.83	-	-	-	-	329	204	V
* 10.603	44.16	PK-U	37.7	-23.4	0	58.46	-	-	74	-15.54	-	-	317	246	V
* 10.603	32.33	ADR	37.7	-23.4	0	46.63	54	-7.37	-	-	-	-	317	246	V
1.874	44.78	PK-U	31	-33.3	0	42.48	-	-	-	-	68.2	-25.72	4	184	V
1.876	39.78	PK-U	31	-33.3	0	37.48	-	-	-	-	68.2	-30.72	121	117	H

* - indicates frequency in CFR47 Pt 15 / IC RSS-Restricted Band
PK-U - U-NII: Maximum Peak
ADR - U-NII AD primary method, RMS average

UL VERIFICATION SERVICES INC.
47173 Benicia Street, Fremont, CA 94538; USA TEL:(510) 771-1000 FAX:(510) 661-0888
This report shall not be reproduced except in full, without the written approval of UL Verification Services Inc.

MID CHANNEL RESULTS

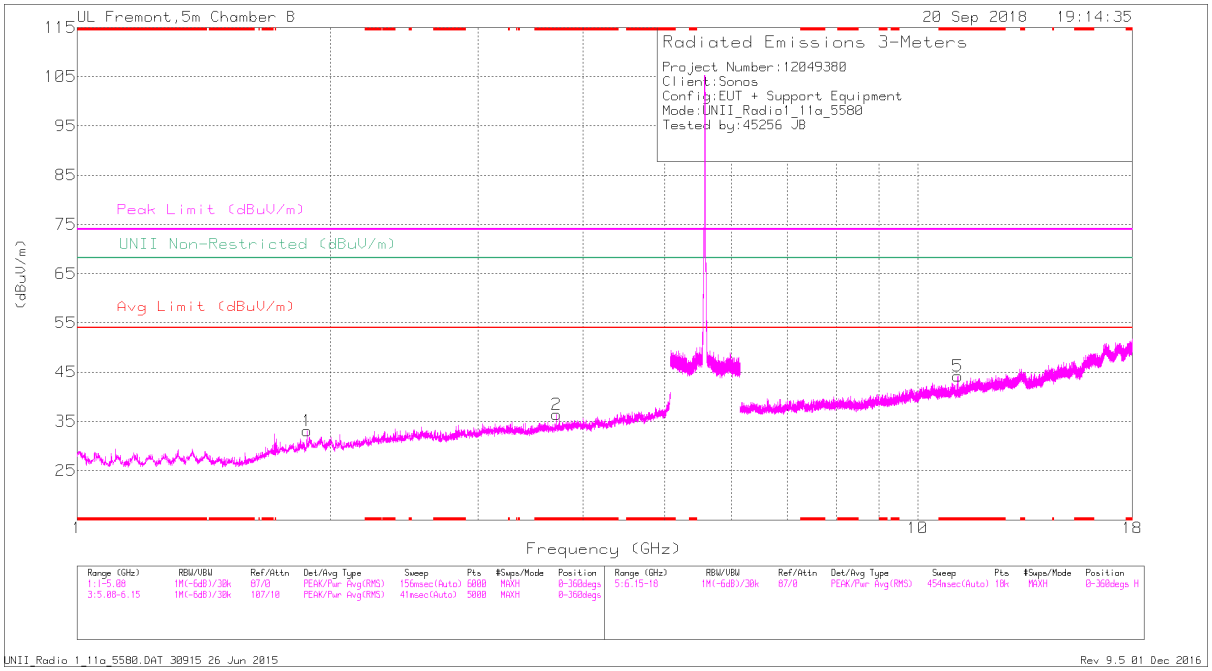

HORIZONTAL

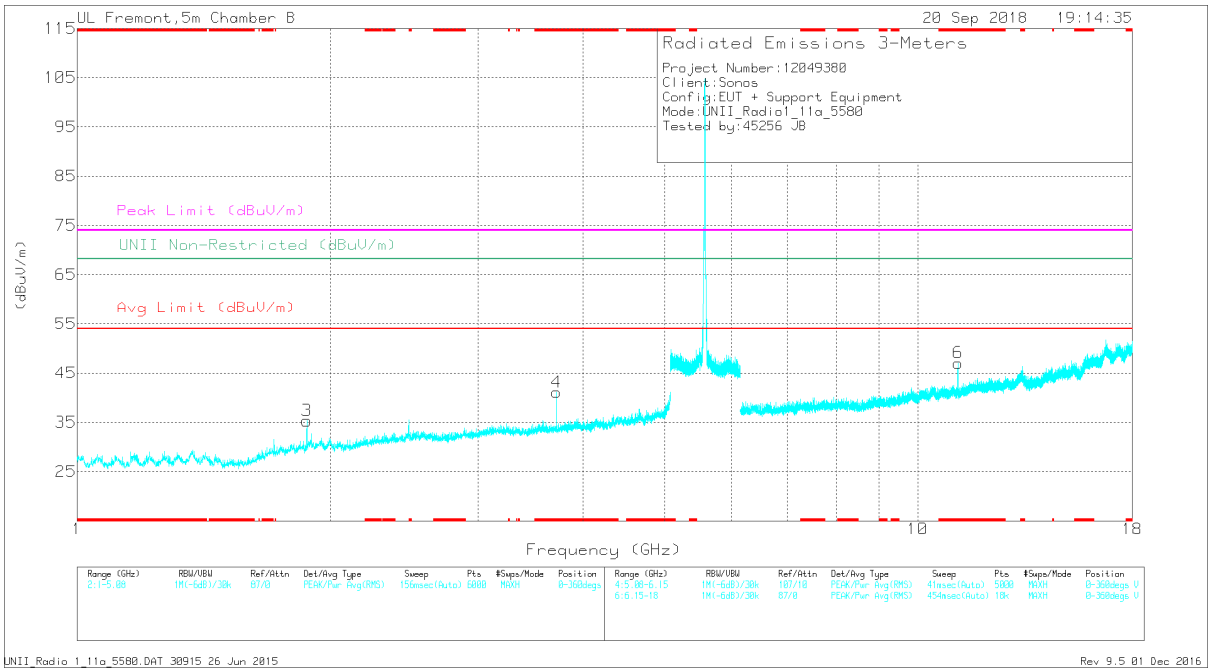

VERTICAL

UL VERIFICATION SERVICES INC.
47173 Benicia Street, Fremont, CA 94538; USA TEL:(510) 771-1000 FAX:(510) 661-0888
This report shall not be reproduced except in full, without the written approval of UL Verification Services Inc.

RADIATED EMISSIONS

Trace Markers

Marker	Frequency (GHz)	Meter Reading (dBuV)	Det	AF T863 (dB/m)	Amp/Cbl/Fltr/Pad (dB)	DC Corr (dB)	Corrected Reading (dBuV/m)	Avg Limit (dBuV/m)	Margin (dB)	Peak Limit (dBuV/m)	PK Margin (dB)	UNII Non-Restricted (dBuV/m)	PK Margin (dB)	Azimuth (Degs)	Height (cm)	Polarity
2	* 3.72	34.2	Pk	33.3	-31.1	0	36.4	-	-	74	-37.6	-	-	0-360	102	H
4	* 3.72	38.9	Pk	33.3	-31.1	0	41.1	-	-	74	-32.9	-	-	0-360	200	V
5	* 11.163	29.39	Pk	37.9	-23.1	0	44.19	-	-	74	-29.81	-	-	0-360	200	H
6	* 11.165	32.27	Pk	37.9	-23.1	0	47.07	-	-	74	-26.93	-	-	0-360	199	V
1	1.877	35.35	Pk	31	-33.3	0	33.05	-	-	-	-	68.2	-35.15	0-360	102	H
3	1.877	37.64	Pk	31	-33.3	0	35.34	-	-	-	-	68.2	-32.86	0-360	200	V

* - indicates frequency in CFR47 Pt 15 / IC RSS-Restricted Band
Pk - Peak detector

Radiated Emissions

Frequency (GHz)	Meter Reading (dBuV)	Det	AF T863 (dB/m)	Amp/Cbl/Fltr/Pad (dB)	DC Corr (dB)	Corrected Reading (dBuV/m)	Avg Limit (dBuV/m)	Margin (dB)	Peak Limit (dBuV/m)	PK Margin (dB)	UNII Non-Restricted (dBuV/m)	PK Margin (dB)	Azimuth (Degs)	Height (cm)	Polarity
* 3.72	40.35	PK-U	33.3	-31.1	0	42.55	-	-	74	-31.45	-	-	265	136	H
* 3.72	32.17	ADR	33.3	-31.1	0	34.37	54	-19.63	-	-	-	-	265	136	H
* 3.72	44.04	PK-U	33.3	-31.1	0	46.24	-	-	74	-27.76	-	-	104	179	V
* 3.72	38.45	ADR	33.3	-31.1	0	40.65	54	-13.35	-	-	-	-	104	179	V
* 11.163	37.47	PK-U	37.9	-23.1	0	52.27	-	-	74	-21.73	-	-	298	243	H
* 11.163	24.93	ADR	37.9	-23.1	0	39.73	54	-14.27	-	-	-	-	298	243	H
* 11.164	39.53	PK-U	37.9	-23.1	0	54.33	-	-	74	-19.67	-	-	328	178	V
* 11.164	27.35	ADR	37.9	-23.1	0	42.15	54	-11.85	-	-	-	-	328	178	V
* 10.603	44.16	PK-U	37.7	-23.4	0	58.46	-	-	74	-15.54	-	-	317	246	V
* 10.603	32.33	ADR	37.7	-23.4	0	46.63	54	-7.37	-	-	-	-	317	246	V
1.875	39.66	PK-U	31	-33.3	0	37.36	-	-	-	-	68.2	-30.84	228	158	V
1.876	40.28	PK-U	31	-33.3	0	37.98	-	-	-	-	68.2	-30.22	239	118	H

* - indicates frequency in CFR47 Pt 15 / IC RSS-Restricted Band
PK-U - U-NII: Maximum Peak
ADR - U-NII AD primary method, RMS average

UL VERIFICATION SERVICES INC.
47173 Benicia Street, Fremont, CA 94538; USA TEL:(510) 771-1000 FAX:(510) 661-0888
This report shall not be reproduced except in full, without the written approval of UL Verification Services Inc.

HIGH CHANNEL RESULTS

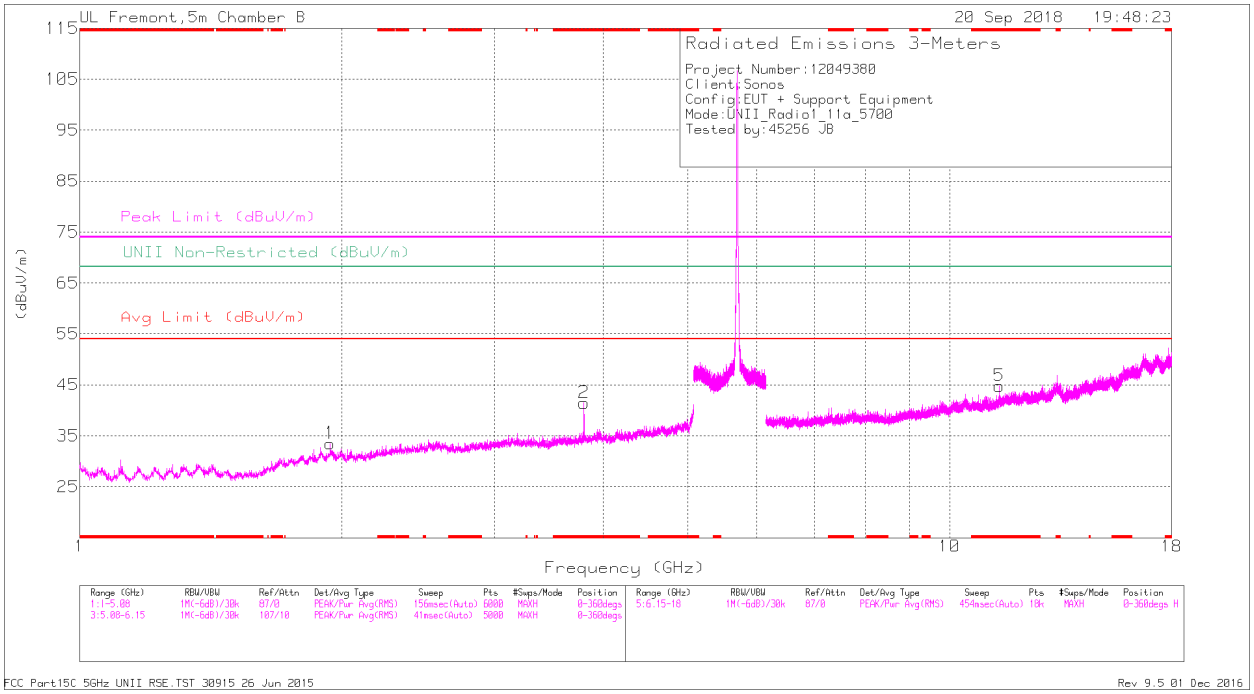

HORIZONTAL

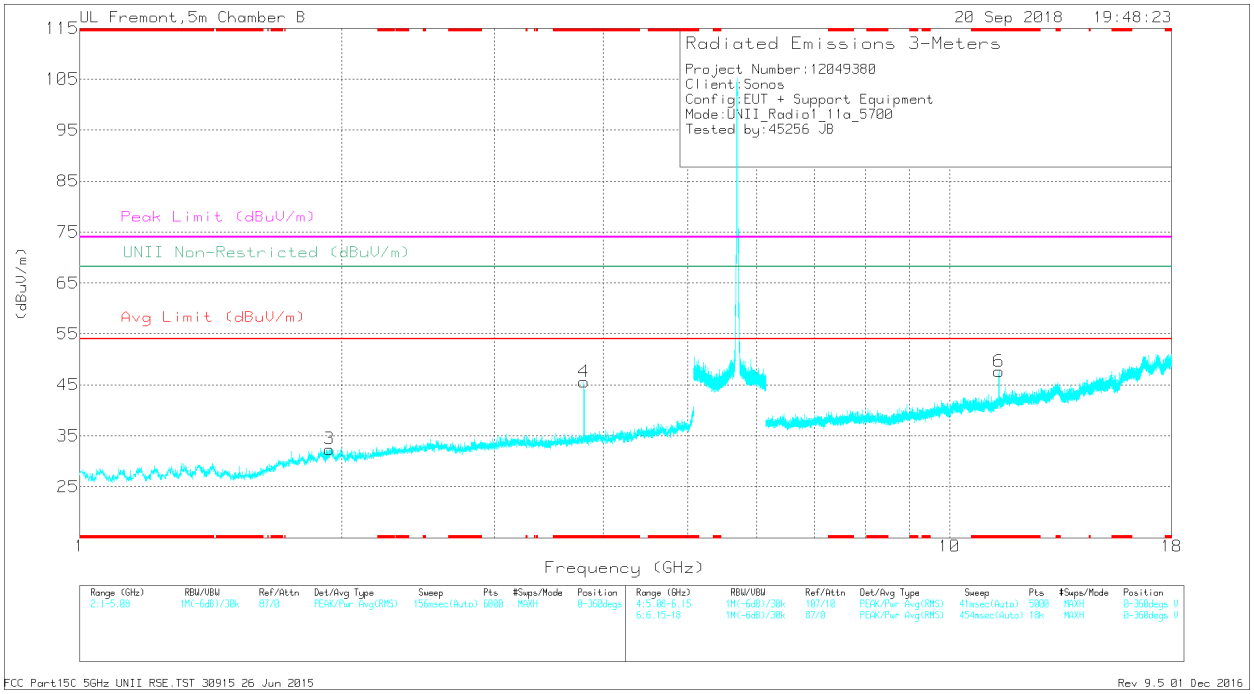

VERTICAL

UL VERIFICATION SERVICES INC.
47173 Benicia Street, Fremont, CA 94538; USA TEL:(510) 771-1000 FAX:(510) 661-0888
This report shall not be reproduced except in full, without the written approval of UL Verification Services Inc.

RADIATED EMISSIONS

Trace Markers

Marker	Frequency (GHz)	Meter Reading (dBuV)	Det	AF T863 (dB/m)	Amp/Cbl/Fltr/Pad (dB)	DC Corr (dB)	Corrected Reading (dBuV/m)	Avg Limit (dBuV/m)	Margin (dB)	Peak Limit (dBuV/m)	PK Margin (dB)	UNII Non-Restricted (dBuV/m)	PK Margin (dB)	Azimuth (Degs)	Height (cm)	Polarity
2	* 3.8	38.87	Pk	33.4	-30.8	0	41.47	-	-	74	-32.53	-	-	0-360	102	H
4	* 3.8	42.99	Pk	33.4	-30.8	0	45.59	-	-	74	-28.41	-	-	0-360	200	V
5	* 11.402	29.29	Pk	38.4	-22.9	0	44.79	-	-	74	-29.21	-	-	0-360	102	H
6	* 11.397	32.15	Pk	38.4	-22.9	0	47.65	-	-	74	-26.35	-	-	0-360	102	V
3	1.937	33.57	Pk	31	-32.2	0	32.37	-	-	-	-	68.2	-35.83	0-360	102	V
1	1.94	34.7	Pk	31	-32.2	0	33.5	-	-	-	-	68.2	-34.7	0-360	199	H

* - indicates frequency in CFR47 Pt 15 / IC RSS-Restricted Band
Pk - Peak detector

Radiated Emissions

Frequency (GHz)	Meter Reading (dBuV)	Det	AF T863 (dB/m)	Amp/Cbl/Fltr/Pad (dB)	DC Corr (dB)	Corrected Reading (dBuV/m)	Avg Limit (dBuV/m)	Margin (dB)	Peak Limit (dBuV/m)	PK Margin (dB)	UNII Non-Restricted (dBuV/m)	PK Margin (dB)	Azimuth (Degs)	Height (cm)	Polarity
* 3.8	43.08	PK-U	33.4	-30.8	0	45.68	-	-	74	-28.32	-	-	261	131	H
* 3.8	36.28	ADR	33.4	-30.8	0	38.88	54	-15.12	-	-	-	-	261	131	H
* 3.8	46.36	PK-U	33.4	-30.8	0	48.96	-	-	74	-25.04	-	-	103	215	V
* 3.8	42.57	ADR	33.4	-30.8	0	45.17	54	-8.83	-	-	-	-	103	215	V
* 11.403	38.04	PK-U	38.4	-22.9	0	53.54	-	-	74	-20.46	-	-	319	186	H
* 11.402	25.64	ADR	38.4	-22.9	0	41.14	54	-12.86	-	-	-	-	319	186	H
* 11.396	41.66	PK-U	38.4	-22.9	0	57.16	-	-	74	-16.84	-	-	123	338	V
* 11.397	28.79	ADR	38.4	-22.9	0	44.29	54	-9.71	-	-	-	-	123	338	V
1.936	40.38	PK-U	31	-32.2	0	39.18	-	-	-	-	68.2	-29.02	211	125	V
1.939	39.91	PK-U	31	-32.2	0	38.71	-	-	-	-	68.2	-29.49	34	197	H

* - indicates frequency in CFR47 Pt 15 / IC RSS-Restricted Band
PK-U - U-NII: Maximum Peak
ADR - U-NII AD primary method, RMS average

UL VERIFICATION SERVICES INC.
47173 Benicia Street, Fremont, CA 94538; USA TEL:(510) 771-1000 FAX:(510) 661-0888
This report shall not be reproduced except in full, without the written approval of UL Verification Services Inc.

9.1.1.4. TX ABOVE 1 GHz 802.11a MODE IN THE 5.8 GHz BAND

BANDEDGE (LOW CHANNEL)

HORIZONTAL RESULT

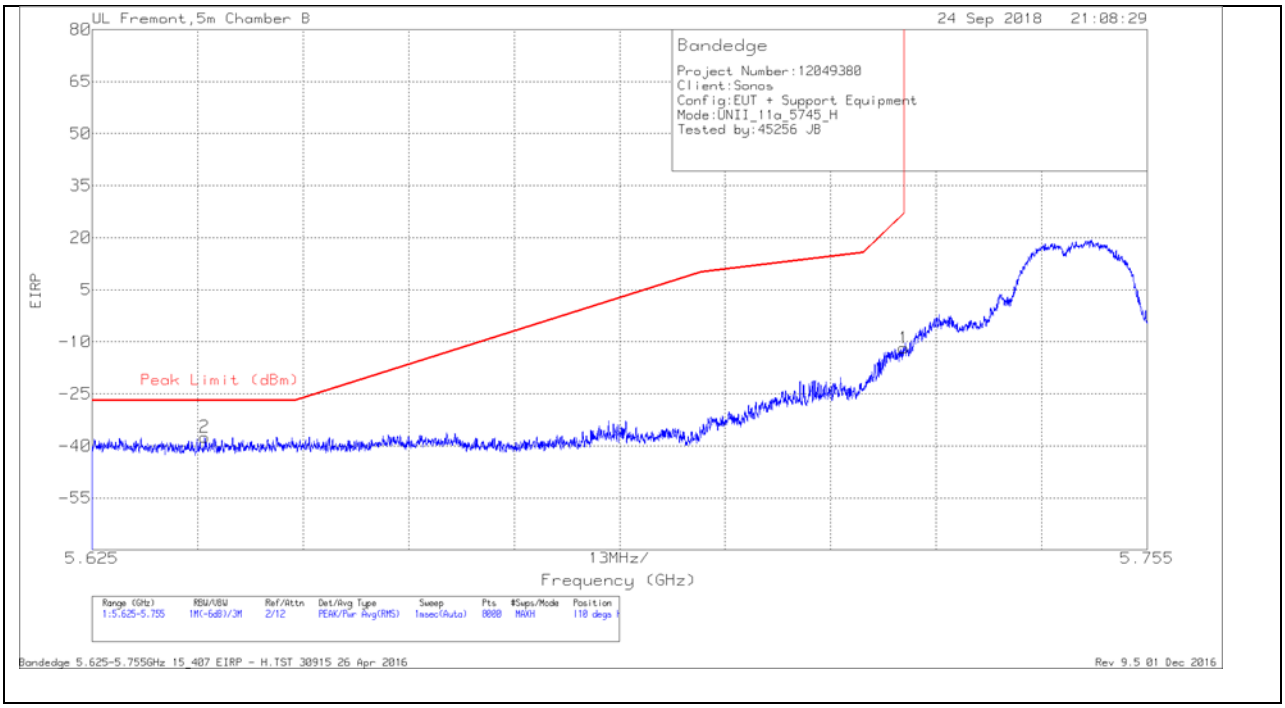

Trace Markers

Marker	Frequency (GHz)	Meter Reading (dBm)	Det	AF T863 (dB/m)	Amp/Cbl/Fltr/ Pad (dB)	Conversion Factor (dB)	DC Corr (dB)	Corrected Reading EIRP	Peak Limit (dBm)	PK Margin (dB)	Azimuth (Degs)	Height (cm)	Polarity
2	5.639	-65.64	Pk	35.5	-19.1	11.8	0	-37.44	-27	-10.44	110	215	H
1	5.725	-39.71	Pk	35.5	-19.4	11.8	0	-11.81	27	-38.81	110	215	H

* - indicates frequency in CFR47 Pt 15 / IC RSS-Restricted Band
Pk - Peak detector

UL VERIFICATION SERVICES INC.
47173 Benicia Street, Fremont, CA 94538; USA TEL:(510) 771-1000 FAX:(510) 661-0888
This report shall not be reproduced except in full, without the written approval of UL Verification Services Inc.

VERTICAL RESULT

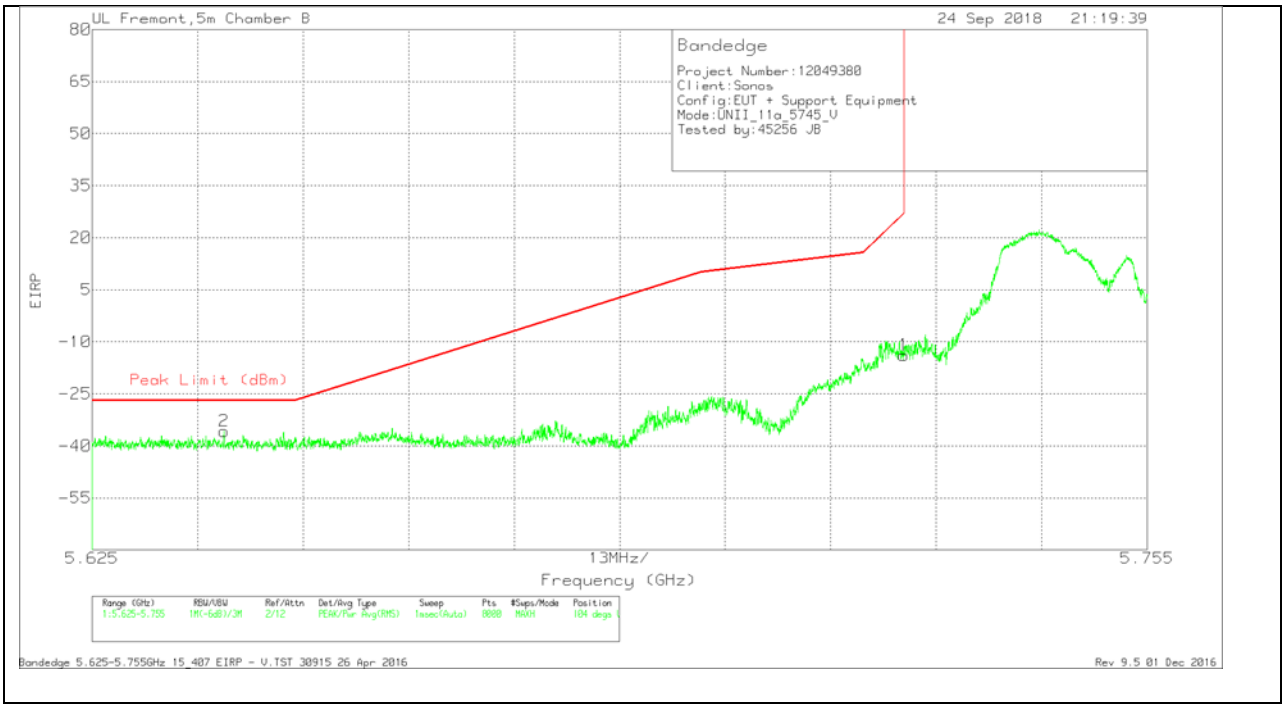

Trace Markers

Marker	Frequency (GHz)	Meter Reading (dBm)	Det	AF T863 (dB/m)	Amp/Cbl/Fltr/ Pad (dB)	Conversion Factor (dB)	DC Corr (dB)	Corrected Reading EIRP	Peak Limit (dBm)	PK Margin (dB)	Azimuth (Degs)	Height (cm)	Polarity
2	5.641	-63.66	Pk	35.5	-19.4	11.8	0	-35.76	-27	-8.76	104	170	V
1	5.725	-41.8	Pk	35.5	-19.4	11.8	0	-13.9	27	-40.9	104	170	V

* - indicates frequency in CFR47 Pt 15 / IC RSS-Restricted Band
Pk - Peak detector

UL VERIFICATION SERVICES INC.
47173 Benicia Street, Fremont, CA 94538; USA TEL:(510) 771-1000 FAX:(510) 661-0888
This report shall not be reproduced except in full, without the written approval of UL Verification Services Inc.

BANDEDGE (HIGH CHANNEL)

HORIZONTAL RESULT

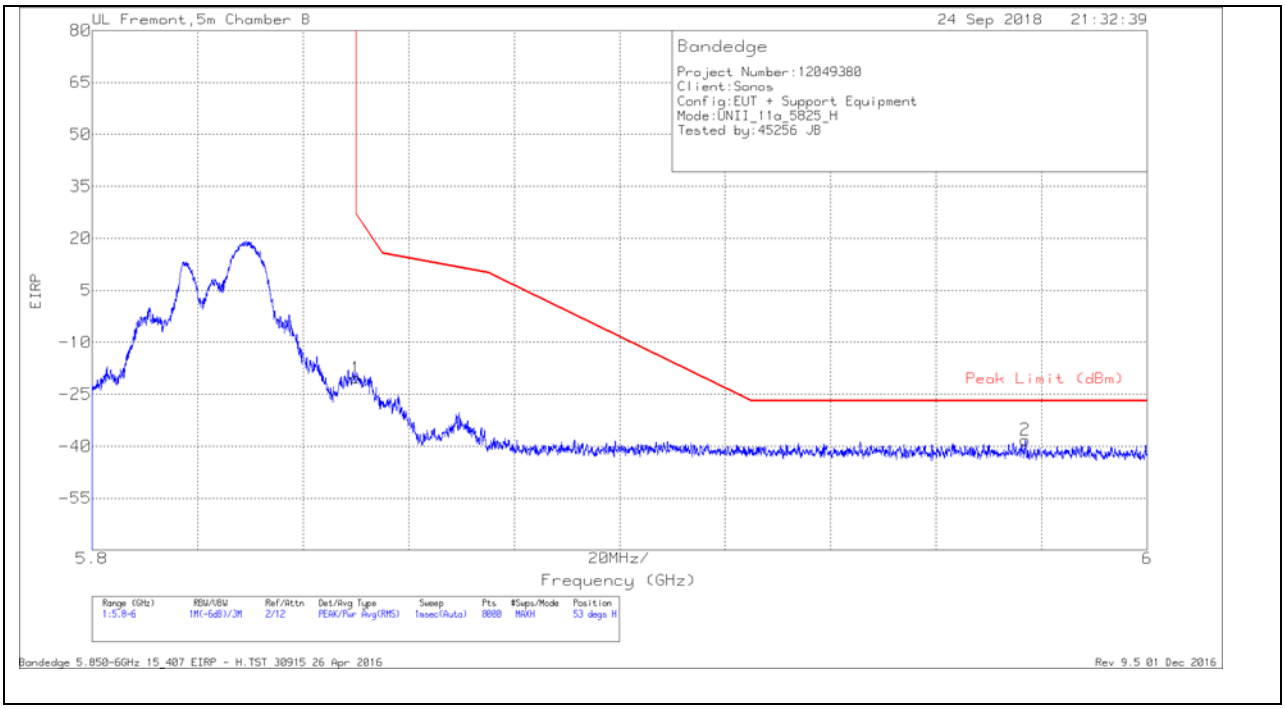

Trace Markers

Marker	Frequency (GHz)	Meter Reading (dBm)	Det	AF T863 (dB/m)	Amp/Cbl/Fltr/ Pad (dB)	Conversion Factor (dB)	DC Corr (dB)	Corrected Reading EIRP	Peak Limit (dBm)	PK Margin (dB)	Azimuth (Degs)	Height (cm)	Polarity
1	5.85	-48.42	Pk	35.4	-19.1	11.8	0	-20.32	26.99	-47.31	53	177	H
2	5.977	-66.57	Pk	35.4	-18.8	11.8	0	-38.17	-27	-11.17	53	177	H

* - indicates frequency in CFR47 Pt 15 / IC RSS-Restricted Band
Pk - Peak detector

UL VERIFICATION SERVICES INC.
47173 Benicia Street, Fremont, CA 94538; USA TEL:(510) 771-1000 FAX:(510) 661-0888
This report shall not be reproduced except in full, without the written approval of UL Verification Services Inc.

VERTICAL RESULT

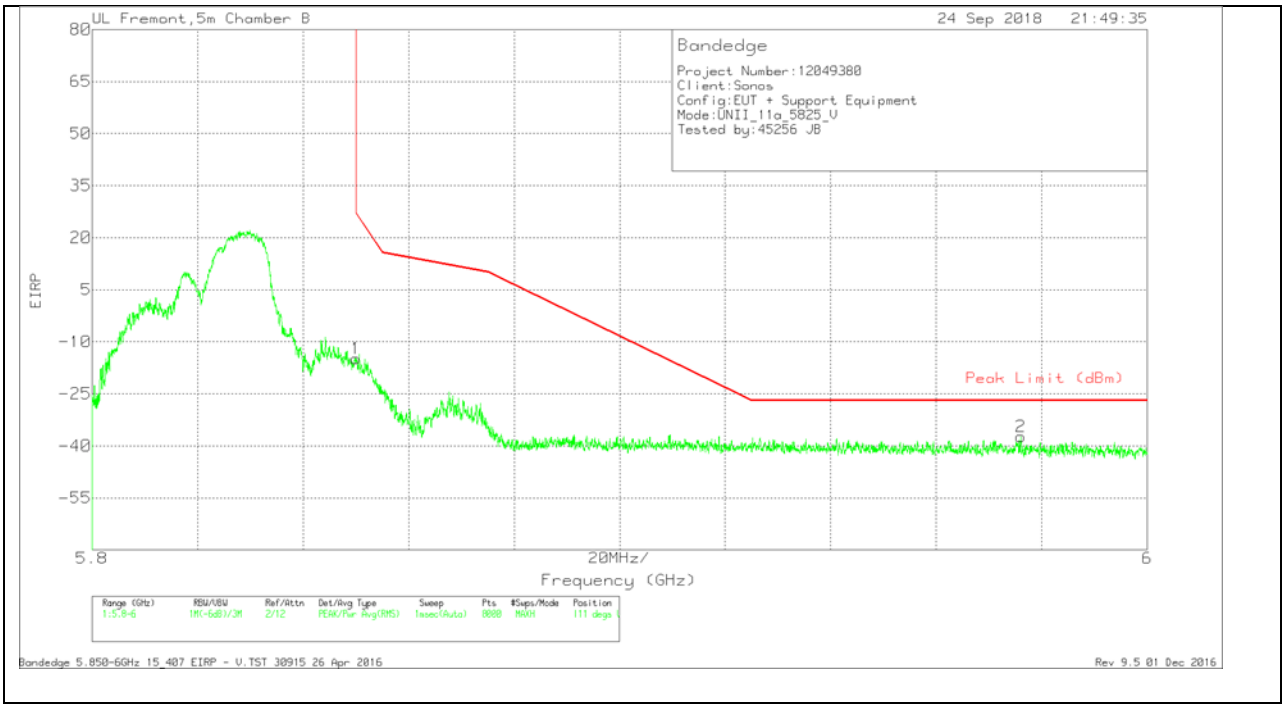

Trace Markers

Marker	Frequency (GHz)	Meter Reading (dBm)	Det	AF T863 (dB/m)	Amp/Cbl/Fltr/Pad (dB)	Conversion Factor (dB)	Corrected Reading EIRP	Peak Limit (dBm)	PK Margin (dB)	Azimuth (Degs)	Height (cm)	Polarity
1	5.85	-42.95	Pk	35.4	-19.1	11.8	-14.85	26.99	-41.84	111	180	V
2	5.976	-66.15	Pk	35.4	-18.4	11.8	-37.35	-27	-10.35	111	180	V

* - indicates frequency in CFR47 Pt 15 / IC RSS-Restricted Band
Pk - Peak detector

UL VERIFICATION SERVICES INC.
47173 Benicia Street, Fremont, CA 94538; USA TEL:(510) 771-1000 FAX:(510) 661-0888
This report shall not be reproduced except in full, without the written approval of UL Verification Services Inc.

HARMONICS AND SPURIOUS EMISSIONS

LOW CHANNEL RESULTS

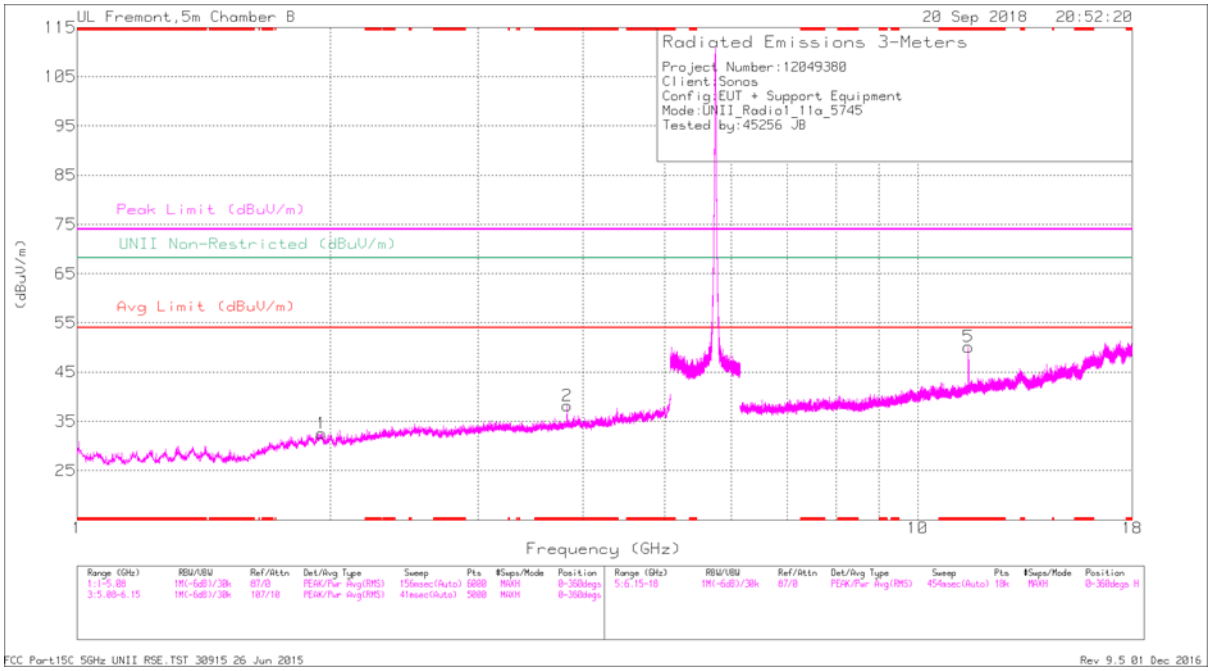

HORIZONTAL

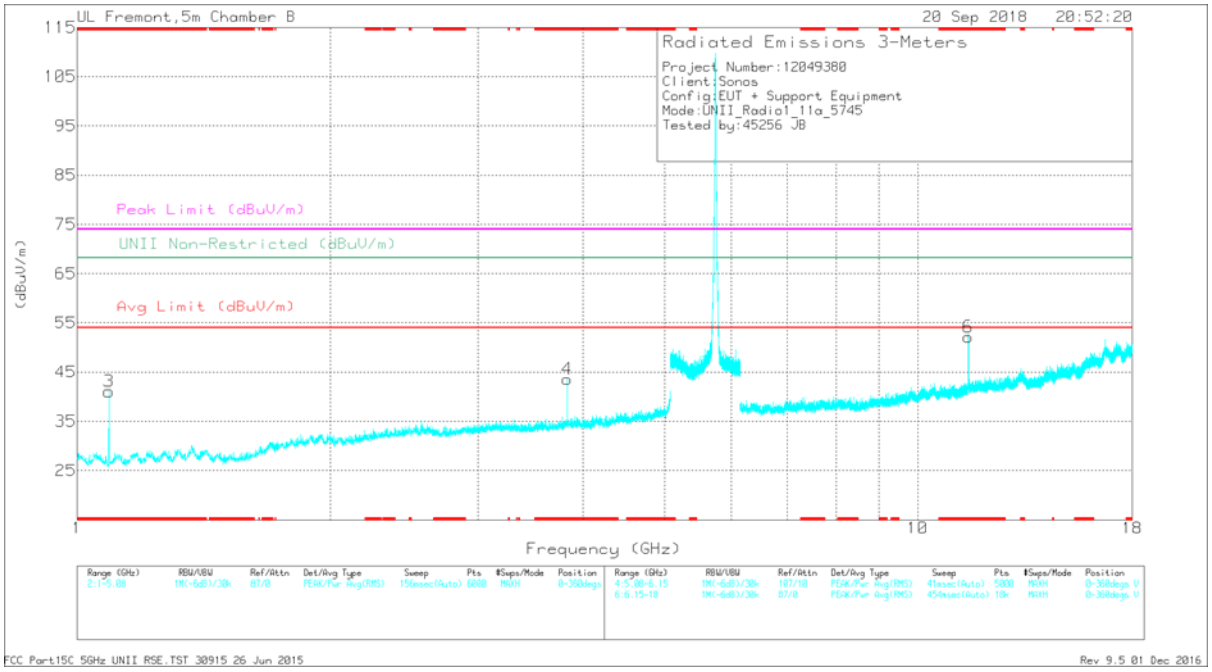

VERTICAL

UL VERIFICATION SERVICES INC.
47173 Benicia Street, Fremont, CA 94538; USA TEL:(510) 771-1000 FAX:(510) 661-0888
This report shall not be reproduced except in full, without the written approval of UL Verification Services Inc.

RADIATED EMISSIONS

Trace Markers

Marker	Frequency (GHz)	Meter Reading (dBuV)	Det	AF T863 (dB/m)	Amp/Cbl/Fltr/Pad (dB)	DC Corr (dB)	Corrected Reading (dBuV/m)	Avg Limit (dBuV/m)	Margin (dB)	Peak Limit (dBuV/m)	PK Margin (dB)	UNII Non-Restricted (dBuV/m)	PK Margin (dB)	Azimuth (Degs)	Height (cm)	Polarity
2	* 3.83	35.97	Pk	33.4	-31.2	0	38.17	-	-	74	-35.83	-	-	0-360	102	H
3	* 1.091	47.98	Pk	27.3	-34.2	0	41.08	-	-	74	-32.92	-	-	0-360	102	V
4	* 3.83	41.39	Pk	33.4	-31.2	0	43.59	-	-	74	-30.41	-	-	0-360	199	V
5	* 11.492	34.44	Pk	38.4	-22.7	0	50.14	-	-	74	-23.86	-	-	0-360	199	H
6	* 11.491	36.44	Pk	38.4	-22.7	0	52.14	-	-	74	-21.86	-	-	0-360	200	V
1	1.954	33.85	Pk	31	-32.3	0	32.55	-	-	-	-	68.2	-35.65	0-360	102	H

* - indicates frequency in CFR47 Pt 15 / IC RSS-Restricted Band
Pk - Peak detector

Radiated Emissions

Frequency (GHz)	Meter Reading (dBuV)	Det	AF T863 (dB/m)	Amp/Cbl/Fltr/Pad (dB)	DC Corr (dB)	Corrected Reading (dBuV/m)	Avg Limit (dBuV/m)	Margin (dB)	Peak Limit (dBuV/m)	PK Margin (dB)	UNII Non-Restricted (dBuV/m)	PK Margin (dB)	Azimuth (Degs)	Height (cm)	Polarity
* 3.83	42.68	PK-U	33.4	-31.2	0	44.88	-	-	74	-29.12	-	-	262	167	H
* 3.83	35.16	ADR	33.4	-31.2	0	37.36	54	-16.64	-	-	-	-	262	167	H
* 1.093	40.86	PK-U	27.3	-34.1	0	34.06	-	-	74	-39.94	-	-	334	269	V
* 1.093	28.97	ADR	27.3	-34.1	0	22.17	54	-31.83	-	-	-	-	334	269	V
* 3.83	45.71	PK-U	33.4	-31.2	0	47.91	-	-	74	-26.09	-	-	104	161	V
* 3.83	41.1	ADR	33.4	-31.2	0	43.3	54	-10.7	-	-	-	-	104	161	V
* 11.491	41.81	PK-U	38.4	-22.7	0	57.51	-	-	74	-16.49	-	-	246	171	H
* 11.492	30.7	ADR	38.4	-22.7	0	46.4	54	-7.6	-	-	-	-	246	171	H
* 11.493	43.44	PK-U	38.4	-22.7	0	59.14	-	-	74	-14.86	-	-	287	232	V
* 11.492	32.74	ADR	38.4	-22.7	0	48.44	54	-5.56	-	-	-	-	287	232	V
1.954	40.62	PK-U	31	-32.3	0	39.32	-	-	-	-	68.2	-28.88	272	309	H

* - indicates frequency in CFR47 Pt 15 / IC RSS-Restricted Band
PK-U - U-NII: Maximum Peak
ADR - U-NII AD primary method, RMS average

UL VERIFICATION SERVICES INC.
47173 Benicia Street, Fremont, CA 94538; USA TEL:(510) 771-1000 FAX:(510) 661-0888
This report shall not be reproduced except in full, without the written approval of UL Verification Services Inc.

MID CHANNEL RESULTS

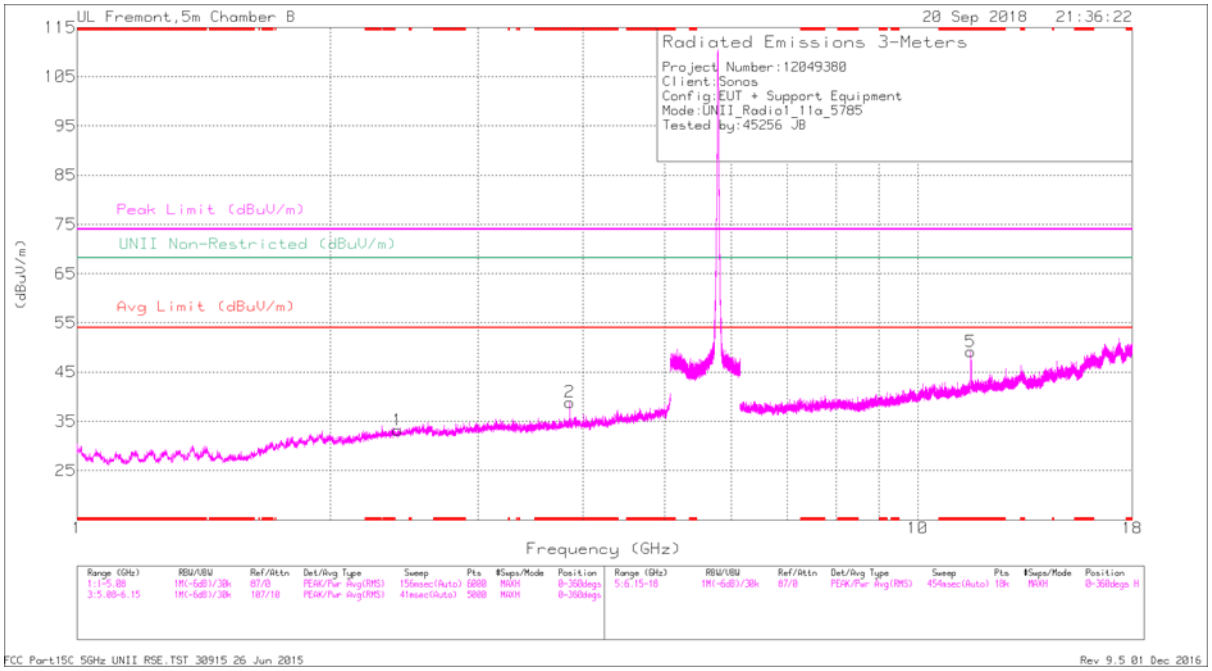

HORIZONTAL

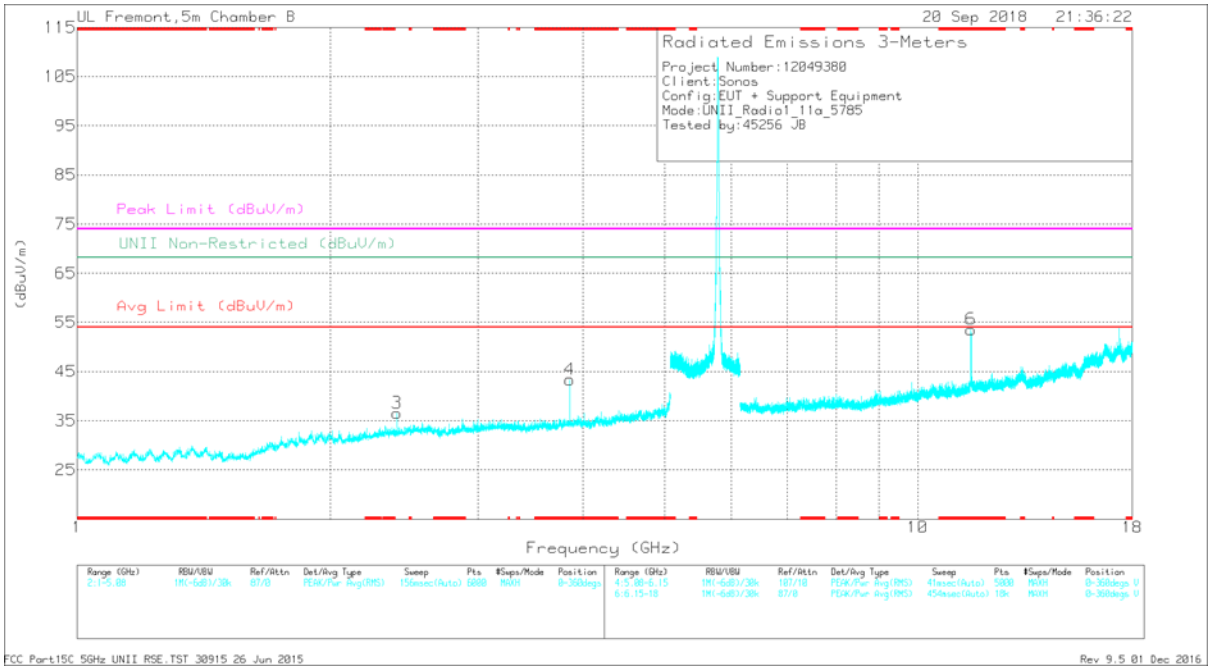

VERTICAL

UL VERIFICATION SERVICES INC.
47173 Benicia Street, Fremont, CA 94538; USA TEL:(510) 771-1000 FAX:(510) 661-0888
This report shall not be reproduced except in full, without the written approval of UL Verification Services Inc.

RADIATED EMISSIONS

Trace Markers

Marker	Frequency (GHz)	Meter Reading (dBuV)	Det	AF T863 (dB/m)	Amp/Cbl/Fltr/Pad (dB)	DC Corr (dB)	Corrected Reading (dBuV/m)	Avg Limit (dBuV/m)	Margin (dB)	Peak Limit (dBuV/m)	PK Margin (dB)	UNII Non-Restricted (dBuV/m)	PK Margin (dB)	Azimuth (Degs)	Height (cm)	Polarity
2	* 3.856	36.59	Pk	33.4	-31.1	0	38.89	-	-	74	-35.11	-	-	0-360	102	H
4	* 3.856	41.07	Pk	33.4	-31.1	0	43.37	-	-	74	-30.63	-	-	0-360	200	V
5	* 11.571	32.65	Pk	38.6	-22.1	0	49.15	-	-	74	-24.85	-	-	0-360	102	H
6	* 11.572	36.98	Pk	38.6	-22	0	53.58	-	-	74	-20.42	-	-	0-360	102	V
3	2.402	37.16	Pk	32.4	-33	0	36.56	-	-	-	-	68.2	-31.64	0-360	102	V
1	2.405	33.77	Pk	32.4	-33	0	33.17	-	-	-	-	68.2	-35.03	0-360	199	H

* - indicates frequency in CFR47 Pt 15 / IC RSS-Restricted Band
Pk - Peak detector

Radiated Emissions

Frequency (GHz)	Meter Reading (dBuV)	Det	AF T863 (dB/m)	Amp/Cbl/Fltr/Pad (dB)	DC Corr (dB)	Corrected Reading (dBuV/m)	Avg Limit (dBuV/m)	Margin (dB)	Peak Limit (dBuV/m)	PK Margin (dB)	UNII Non-Restricted (dBuV/m)	PK Margin (dB)	Azimuth (Degs)	Height (cm)	Polarity
* 3.857	42.08	PK-U	33.4	-31.1	0	44.38	-	-	74	-29.62	-	-	277	120	H
* 3.857	34.31	ADR	33.4	-31.1	0	36.61	54	-17.39	-	-	-	-	277	120	H
* 3.857	45.13	PK-U	33.4	-31.1	0	47.43	-	-	74	-26.57	-	-	97	184	V
* 3.857	39.5	ADR	33.4	-31.1	0	41.8	54	-12.2	-	-	-	-	97	184	V
* 11.573	40.46	PK-U	38.6	-22	0	57.06	-	-	74	-16.94	-	-	65	114	H
* 11.572	28.83	ADR	38.6	-22	0	45.43	54	-8.57	-	-	-	-	65	114	H
* 11.573	43.81	PK-U	38.6	-22	0	60.41	-	-	74	-13.59	-	-	308	183	V
* 11.572	32.66	ADR	38.6	-22	0	49.26	54	-4.74	-	-	-	-	308	183	V
2.402	41.99	PK-U	32.4	-33	0	41.39	-	-	-	-	68.2	-26.81	272	242	V
2.403	41.68	PK-U	32.4	-33	0	41.08	-	-	-	-	68.2	-27.12	73	400	H

* - indicates frequency in CFR47 Pt 15 / IC RSS-Restricted Band
PK-U - U-NII: Maximum Peak
ADR - U-NII AD primary method, RMS average

UL VERIFICATION SERVICES INC.
47173 Benicia Street, Fremont, CA 94538; USA TEL:(510) 771-1000 FAX:(510) 661-0888
This report shall not be reproduced except in full, without the written approval of UL Verification Services Inc.

HIGH CHANNEL RESULTS

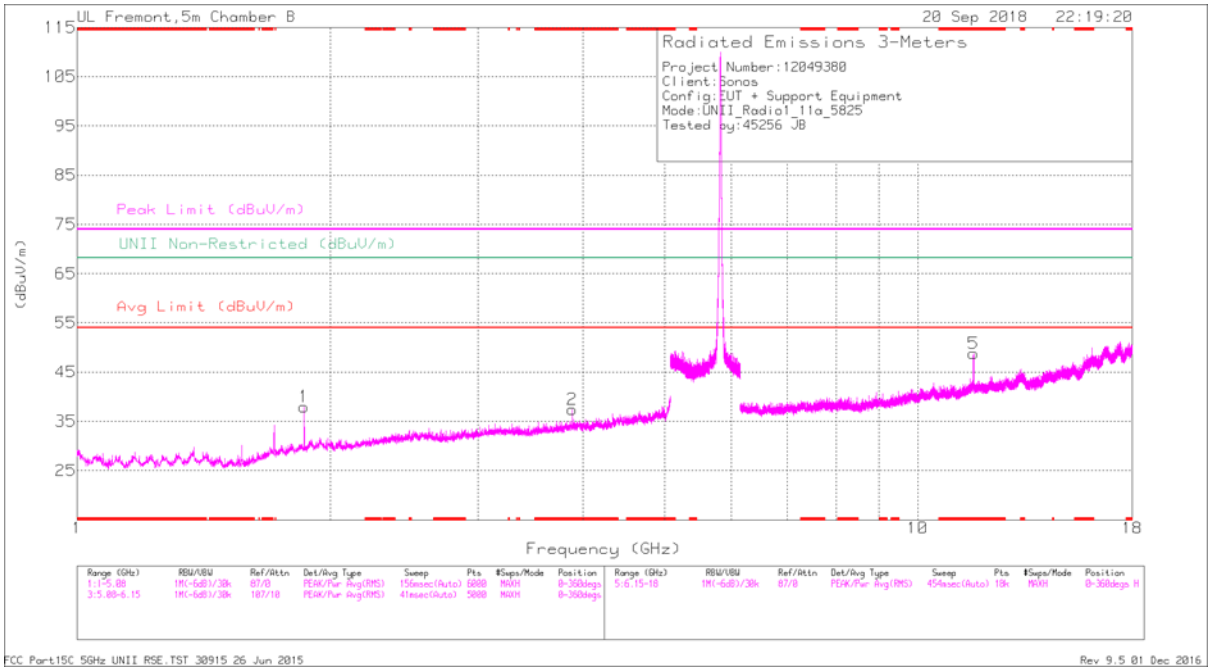

HORIZONTAL

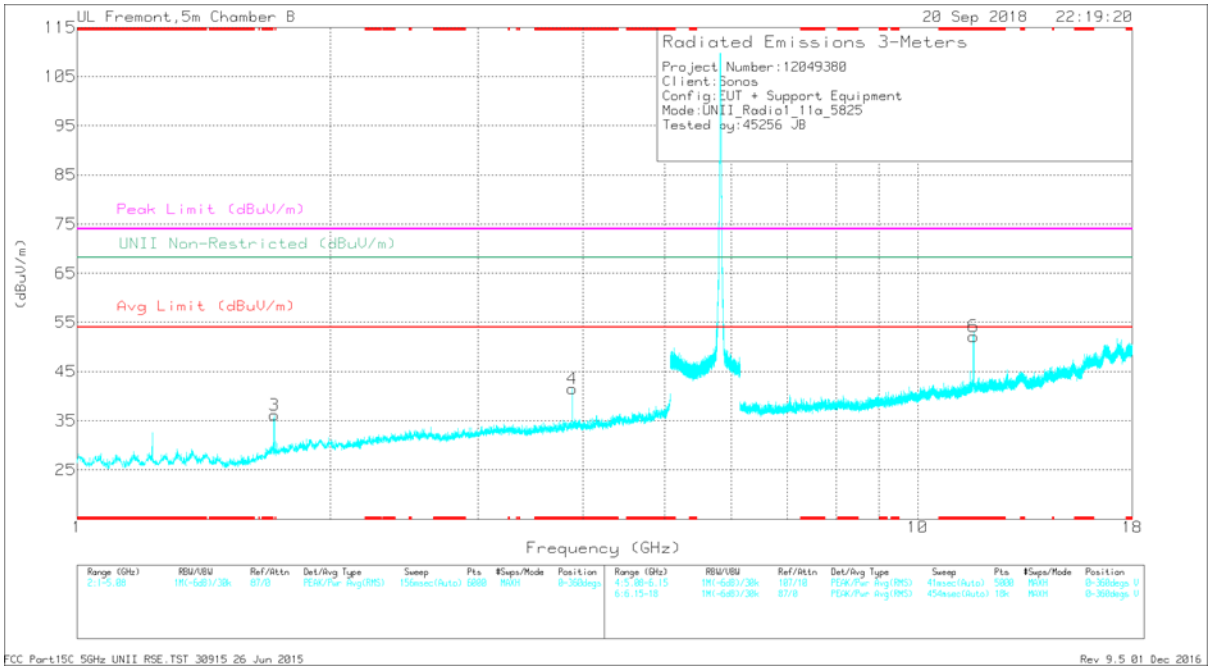

VERTICAL

UL VERIFICATION SERVICES INC.
47173 Benicia Street, Fremont, CA 94538; USA TEL:(510) 771-1000 FAX:(510) 661-0888
This report shall not be reproduced except in full, without the written approval of UL Verification Services Inc.

RADIATED EMISSIONS

Trace Markers

Marker	Frequency (GHz)	Meter Reading (dBuV)	Det	AF T863 (dB/m)	Amp/Cbl/Fltr/Pad (dB)	DC Corr (dB)	Corrected Reading (dBuV/m)	Avg Limit (dBuV/m)	Margin (dB)	Peak Limit (dBuV/m)	PK Margin (dB)	UNII Non-Restricted (dBuV/m)	PK Margin (dB)	Azimuth (Degs)	Height (cm)	Polarity
2	* 3.884	34.8	Pk	33.4	-30.8	0	37.4	-	-	74	-36.6	-	-	0-360	102	H
4	* 3.883	38.92	Pk	33.4	-30.8	0	41.52	-	-	74	-32.48	-	-	0-360	199	V
5	* 11.653	31.97	Pk	38.8	-22	0	48.77	-	-	74	-25.23	-	-	0-360	102	H
6	* 11.653	35.36	Pk	38.8	-22	0	52.16	-	-	74	-21.84	-	-	0-360	200	V
3	1.716	39.31	Pk	29.8	-33	0	36.11	-	-	-	-	68.2	-32.09	0-360	199	V
1	1.863	40.55	Pk	30.9	-33.5	0	37.95	-	-	-	-	68.2	-30.25	0-360	199	H

* - indicates frequency in CFR47 Pt 15 / IC RSS-Restricted Band
Pk - Peak detector

Radiated Emissions

Frequency (GHz)	Meter Reading (dBuV)	Det	AF T863 (dB/m)	Amp/Cbl/Fltr/Pad (dB)	DC Corr (dB)	Corrected Reading (dBuV/m)	Avg Limit (dBuV/m)	Margin (dB)	Peak Limit (dBuV/m)	PK Margin (dB)	UNII Non-Restricted (dBuV/m)	PK Margin (dB)	Azimuth (Degs)	Height (cm)	Polarity
* 3.883	41.45	PK-U	33.4	-30.8	0	44.05	-	-	74	-29.95	-	-	277	103	H
* 3.883	33.1	ADR	33.4	-30.8	0	35.7	54	-18.3	-	-	-	-	277	103	H
* 3.883	43.07	PK-U	33.4	-30.8	0	45.67	-	-	74	-28.33	-	-	97	168	V
* 3.883	37.45	ADR	33.4	-30.8	0	40.05	54	-13.95	-	-	-	-	97	168	V
* 11.653	39.68	PK-U	38.8	-22	0	56.48	-	-	74	-17.52	-	-	244	152	H
* 11.652	27.61	ADR	38.8	-22	0	44.41	54	-9.59	-	-	-	-	244	152	H
* 11.652	39.71	PK-U	38.8	-22	0	56.51	-	-	74	-17.49	-	-	344	120	V
* 11.652	28.89	ADR	38.8	-22	0	45.69	54	-8.31	-	-	-	-	344	120	V
1.717	39.84	PK-U	29.8	-33	0	36.64	-	-	-	-	68.2	-31.56	150	352	V
1.863	39.45	PK-U	30.9	-33.5	0	36.85	-	-	-	-	68.2	-31.35	316	263	H

* - indicates frequency in CFR47 Pt 15 / IC RSS-Restricted Band
PK-U - U-NII: Maximum Peak
ADR - U-NII AD primary method, RMS average

UL VERIFICATION SERVICES INC.
47173 Benicia Street, Fremont, CA 94538; USA TEL:(510) 771-1000 FAX:(510) 661-0888
This report shall not be reproduced except in full, without the written approval of UL Verification Services Inc.

9.1.1.5. TX ABOVE 1 GHz 802.11n HT20 MODE IN THE 5.2 GHz BAND

BANDEDGE (LOW CHANNEL)

HORIZONTAL RESULT

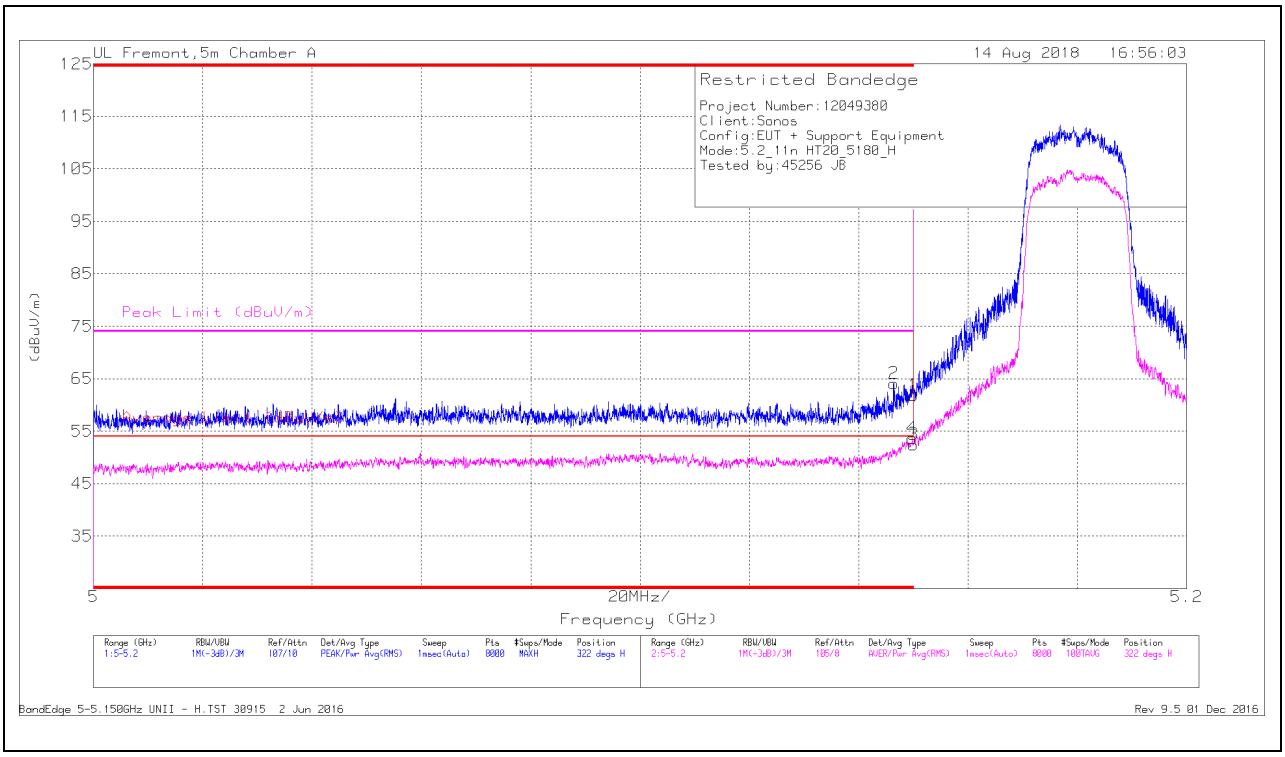

Trace Markers

Marker	Frequency (GHz)	Meter Reading (dBuV)	Det	AF T862 (dB/m)	Amp/Cbl/Fltr/Pad (dB)	DC Corr (dB)	Corrected Reading (dBuV/m)	Average Limit (dBuV/m)	Margin (dB)	Peak Limit (dBuV/m)	PK Margin (dB)	Azimuth (Degs)	Height (cm)	Polarity
2	* 5.146	47.26	Pk	34.4	-17.6	0	64.06	-	-	74	-9.94	322	102	H
1	* 5.15	45.11	Pk	34.4	-17.7	0	61.81	-	-	74	-12.19	322	102	H
3	* 5.15	35.3	RMS	34.4	-17.7	.46	52.46	54	-1.54	-	-	322	102	H
4	* 5.15	36.35	RMS	34.4	-17.6	.46	53.61	54	-.39	-	-	322	102	H

* - indicates frequency in CFR47 Pt 15 / IC RSS-Restricted Band
Pk - Peak detector
RMS - RMS detection

UL VERIFICATION SERVICES INC.
47173 Benicia Street, Fremont, CA 94538; USA TEL:(510) 771-1000 FAX:(510) 661-0888
This report shall not be reproduced except in full, without the written approval of UL Verification Services Inc.

VERTICAL RESULT

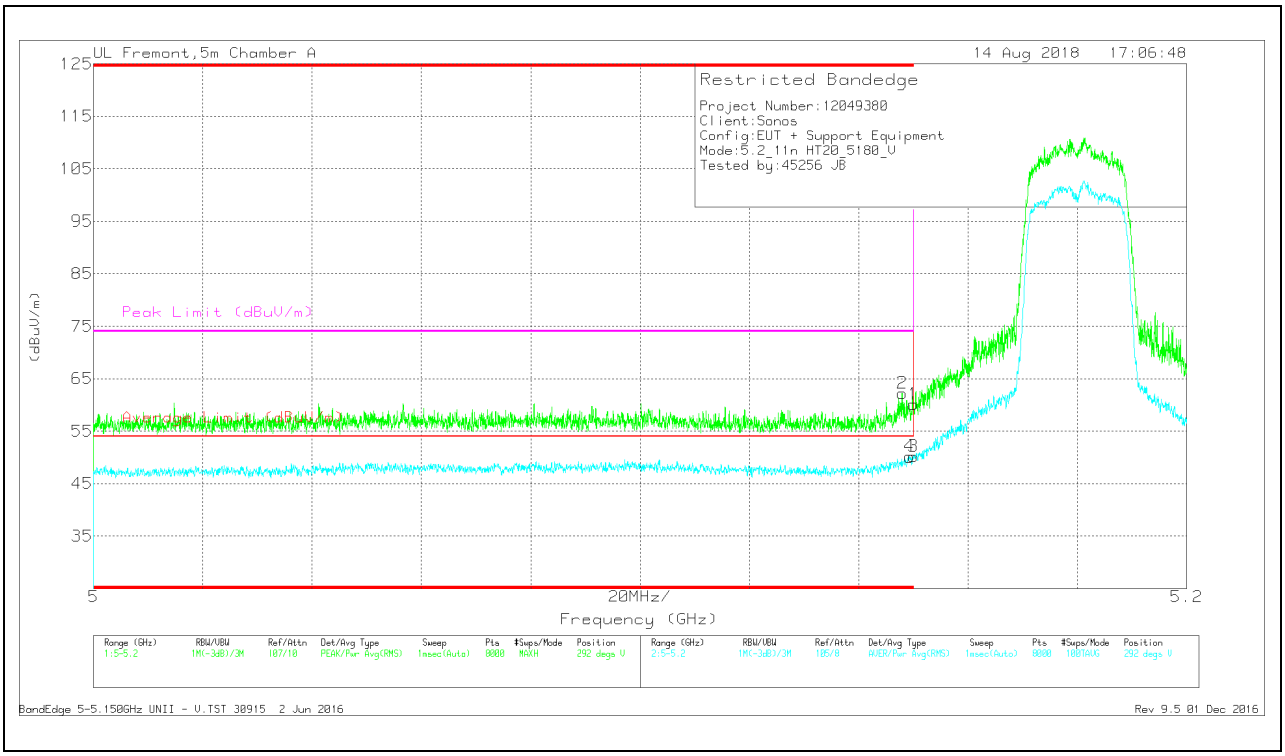

Trace Markers

Marker	Frequency (GHz)	Meter Reading (dBuV)	Det	AF T862 (dB/m)	Amp/Cbl/Fltr/Pad (dB)	DC Corr (dB)	Corrected Reading (dBuV/m)	Average Limit (dBuV/m)	Margin (dB)	Peak Limit (dBuV/m)	PK Margin (dB)	Azimuth (Degs)	Height (cm)	Polarity
2	* 5.148	45.48	Pk	34.4	-17.7	0	62.18	-	-	74	-11.82	292	146	V
4	* 5.149	32.95	RMS	34.4	-17.7	.46	50.11	54	-3.89	-	-	292	146	V
1	* 5.15	43.42	Pk	34.4	-17.7	0	60.12	-	-	74	-13.88	292	146	V
3	* 5.15	33.06	RMS	34.4	-17.7	.46	50.22	54	-3.78	-	-	292	146	V

* - indicates frequency in CFR47 Pt 15 / IC RSS-Restricted Band
Pk - Peak detector
RMS - RMS detection

UL VERIFICATION SERVICES INC.
47173 Benicia Street, Fremont, CA 94538; USA TEL:(510) 771-1000 FAX:(510) 661-0888
This report shall not be reproduced except in full, without the written approval of UL Verification Services Inc.

HARMONICS AND SPURIOUS EMISSIONS

LOW CHANNEL RESULTS

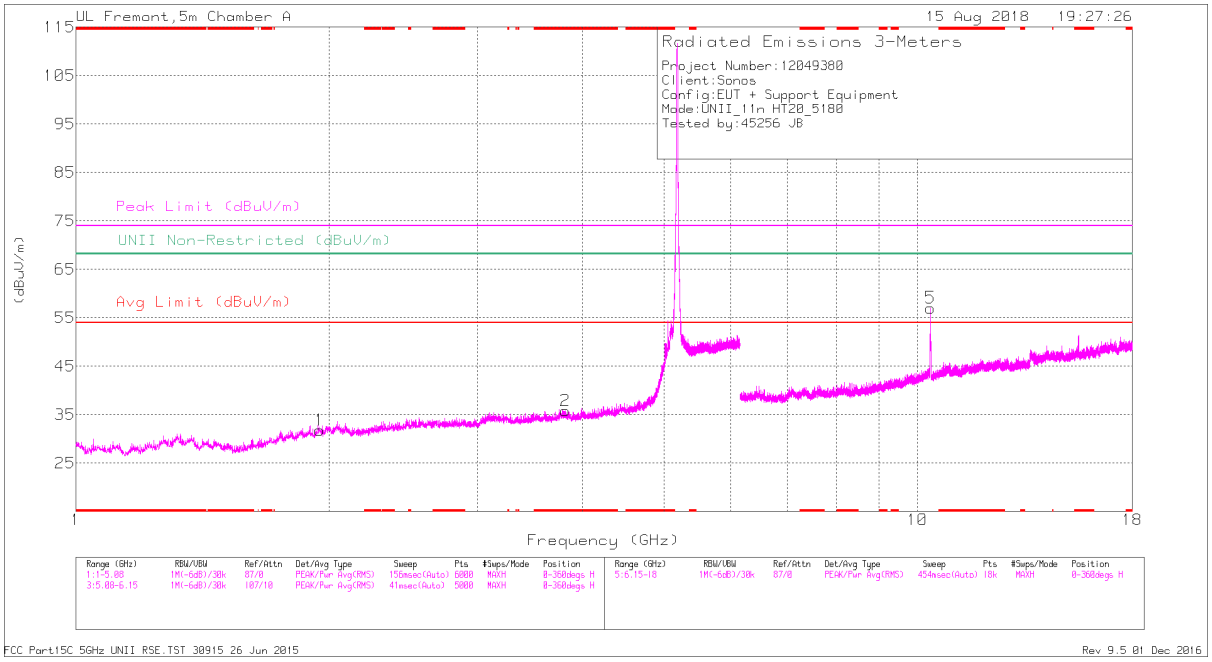

HORIZONTAL

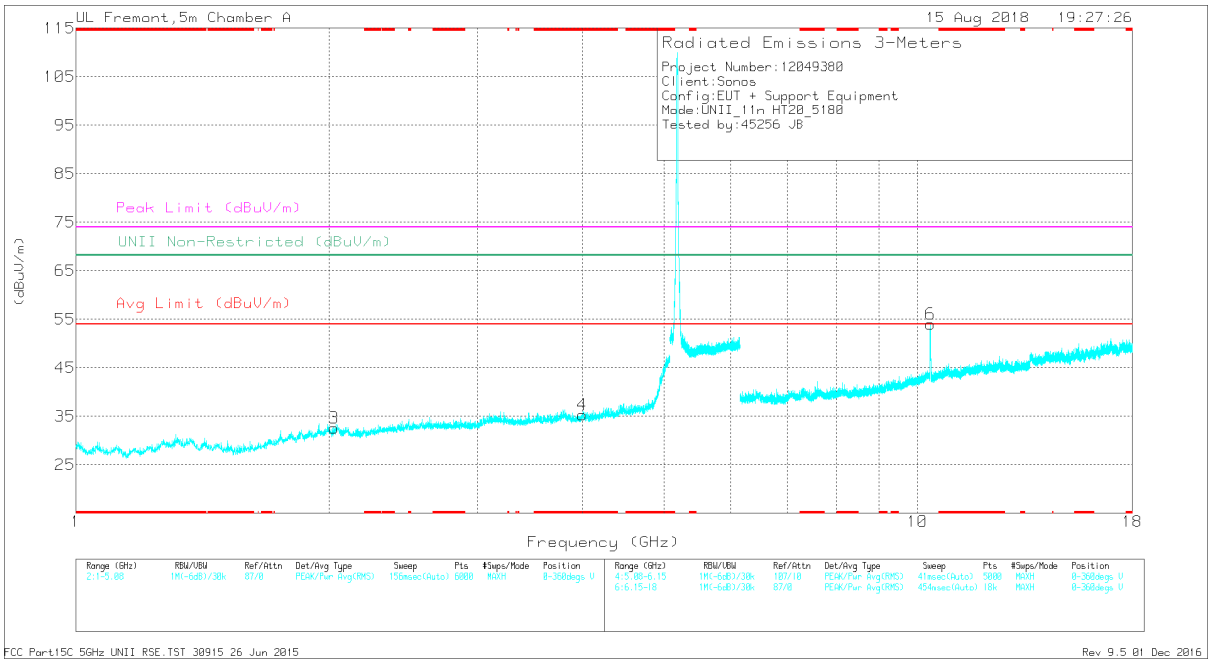

VERTICAL

UL VERIFICATION SERVICES INC.
47173 Benicia Street, Fremont, CA 94538; USA TEL:(510) 771-1000 FAX:(510) 661-0888
This report shall not be reproduced except in full, without the written approval of UL Verification Services Inc.

RADIATED EMISSIONS

Trace Markers

Marker	Frequency (GHz)	Meter Reading (dBuV)	Det	AF T862 (dB/m)	Amp/Cbl/Fltr/Pad (dB)	Corrected Reading (dBuV/m)	Avg Limit (dBuV/m)	Margin (dB)	Peak Limit (dBuV/m)	PK Margin (dB)	UNII Non-Restricted (dBuV/m)	PK Margin (dB)	Azimuth (Degs)	Height (cm)	Polarity
2	* 3.816	30.54	Pk	33.1	-27.8	35.84	-	-	74	-38.16	-	-	0-360	199	H
4	* 4	29.42	Pk	33.4	-27.5	35.32	-	-	74	-38.68	-	-	0-360	101	V
1	1.948	31.54	Pk	31.4	-31.1	31.84	-	-	-	-	68.2	-36.36	0-360	101	H
3	2.028	31.34	Pk	31.4	-30.1	32.64	-	-	-	-	68.2	-35.56	0-360	101	V
6	10.359	35.98	Pk	37.5	-19.5	53.98	-	-	-	-	68.2	-14.22	0-360	101	V
5	10.361	39.06	Pk	37.5	-19.5	57.06	-	-	-	-	68.2	-11.14	0-360	199	H

* - indicates frequency in CFR47 Pt 15 / IC RSS-Restricted Band
Pk - Peak detector

Radiated Emissions

Frequency (GHz)	Meter Reading (dBuV)	Det	AF T862 (dB/m)	Amp/Cbl/Fltr/Pad (dB)	Corrected Reading (dBuV/m)	Avg Limit (dBuV/m)	Margin (dB)	Peak Limit (dBuV/m)	PK Margin (dB)	UNII Non-Restricted (dBuV/m)	PK Margin (dB)	Azimuth (Degs)	Height (cm)	Polarity
* 3.817	38.04	PK-U	33.1	-27.8	43.34	-	-	74	-30.66	-	-	139	133	H
* 3.818	25.36	ADR	33.1	-27.8	30.66	54	-23.34	-	-	-	-	139	133	H
* 4	36.17	PK-U	33.4	-27.5	42.07	-	-	74	-31.93	-	-	217	231	V
* 4.001	24.68	ADR	33.4	-27.5	30.58	54	-23.42	-	-	-	-	217	231	V
1.947	39.25	PK-U	31.4	-31.1	39.55	-	-	-	-	68.2	-28.65	29	383	H
2.03	37.83	PK-U	31.4	-30.1	39.13	-	-	-	-	68.2	-29.07	265	211	V
10.358	42.11	PK-U	37.5	-19.5	60.11	-	-	-	-	68.2	-8.09	313	210	V
10.36	44.32	PK-U	37.5	-19.5	62.32	-	-	-	-	68.2	-5.88	263	135	H

* - indicates frequency in CFR47 Pt 15 / IC RSS-Restricted Band
PK-U - U-NII: Maximum Peak
ADR - U-NII AD primary method, RMS average

UL VERIFICATION SERVICES INC.
47173 Benicia Street, Fremont, CA 94538; USA TEL:(510) 771-1000 FAX:(510) 661-0888
This report shall not be reproduced except in full, without the written approval of UL Verification Services Inc.

MID CHANNEL RESULTS

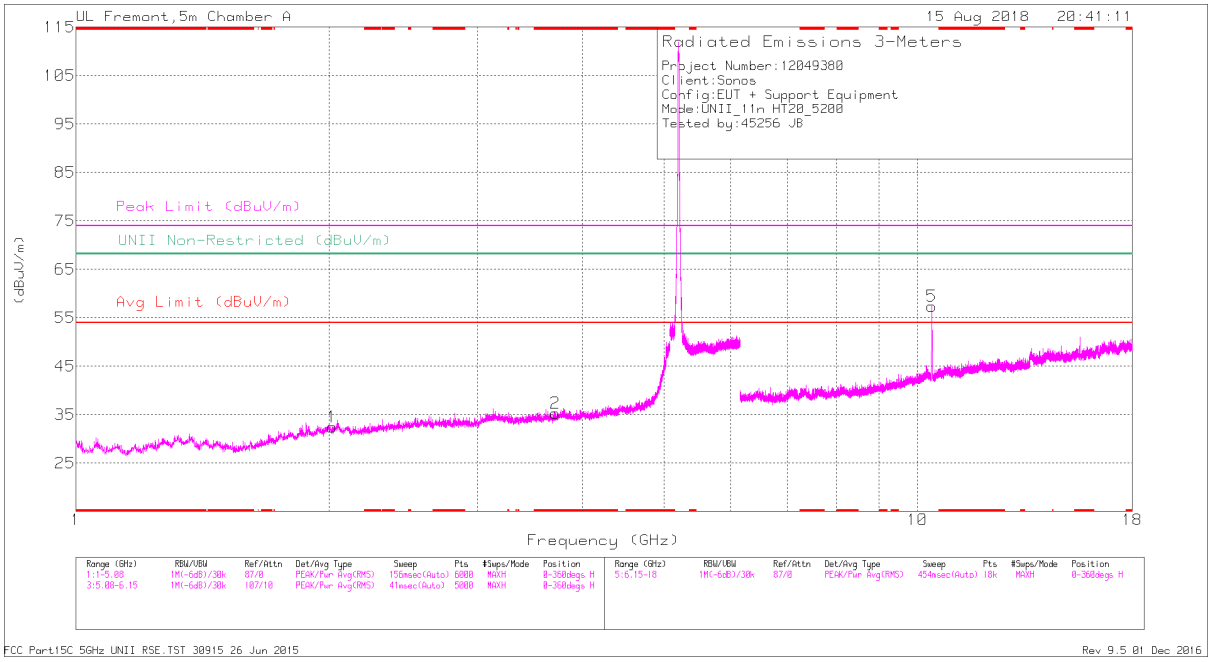

HORIZONTAL

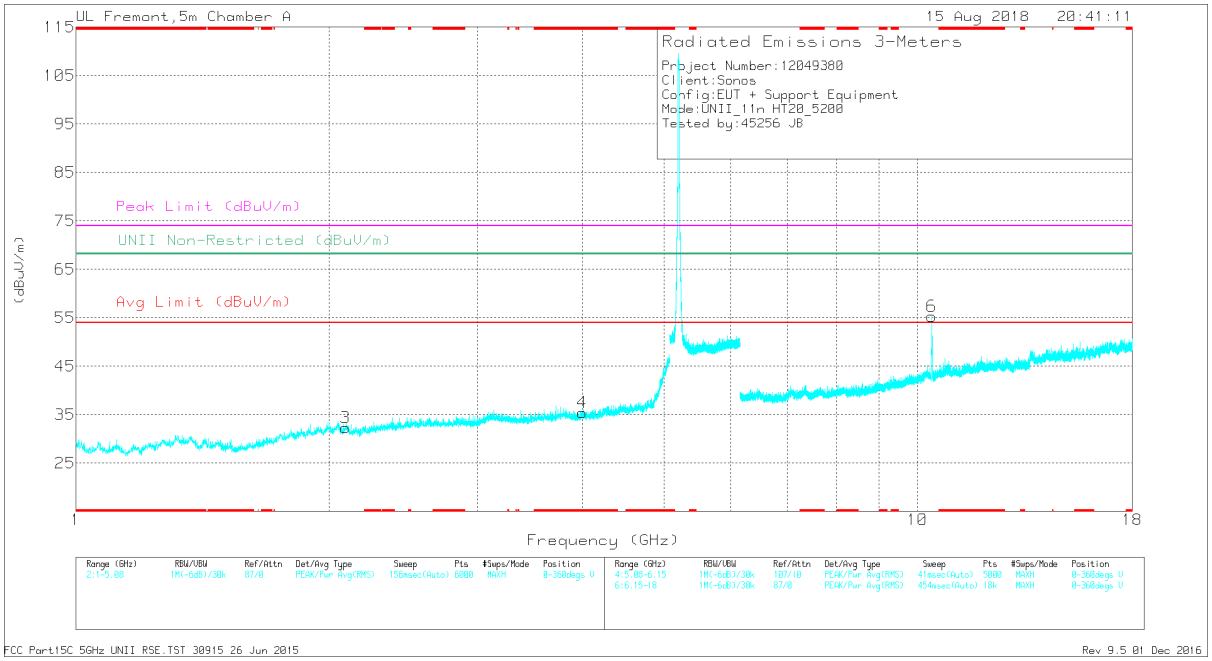

VERTICAL

UL VERIFICATION SERVICES INC.
47173 Benicia Street, Fremont, CA 94538; USA TEL:(510) 771-1000 FAX:(510) 661-0888
This report shall not be reproduced except in full, without the written approval of UL Verification Services Inc.

RADIATED EMISSIONS

Trace Markers

Marker	Frequency (GHz)	Meter Reading (dBuV)	Det	AF T862 (dB/m)	Amp/Cbl/Fltr/Pad (dB)	DC Corr (dB)	Corrected Reading (dBuV/m)	Avg Limit (dBuV/m)	Margin (dB)	Peak Limit (dBuV/m)	PK Margin (dB)	UNII Non-Restricted (dBuV/m)	PK Margin (dB)	Azimuth (Degs)	Height (cm)	Polarity
2	* 3.713	30.86	Pk	33.1	-28.7	0	35.26	-	-	74	-38.74	-	-	0-360	199	H
4	* 3.995	29.59	Pk	33.4	-27.6	0	35.39	-	-	74	-38.61	-	-	0-360	200	V
1	2.015	31.41	Pk	31.4	-30.4	0	32.41	-	-	-	-	68.2	-35.79	0-360	101	H
3	2.09	31.18	Pk	31.2	-30	0	32.38	-	-	-	-	68.2	-35.82	0-360	101	V
5	10.4	39.44	Pk	37.6	-19.7	0	57.34	-	-	-	-	68.2	-10.86	0-360	199	H
6	10.401	37.41	Pk	37.6	-19.7	0	55.31	-	-	-	-	68.2	-12.89	0-360	101	V

* - indicates frequency in CFR47 Pt 15 / IC RSS-Restricted Band
Pk - Peak detector

Radiated Emissions

Frequency (GHz)	Meter Reading (dBuV)	Det	AF T862 (dB/m)	Amp/Cbl/Fltr/Pad (dB)	DC Corr (dB)	Corrected Reading (dBuV/m)	Avg Limit (dBuV/m)	Margin (dB)	Peak Limit (dBuV/m)	PK Margin (dB)	UNII Non-Restricted (dBuV/m)	PK Margin (dB)	Azimuth (Degs)	Height (cm)	Polarity
* 3.712	37.52	PK-U	33.1	-28.7	0	41.92	-	-	74	-32.08	-	-	326	119	H
* 3.713	25.67	ADR	33.1	-28.7	.46	30.53	54	-23.47	-	-	-	-	326	119	H
* 3.997	36.57	PK-U	33.4	-27.5	0	42.47	-	-	74	-31.53	-	-	358	159	V
* 3.997	24.91	ADR	33.4	-27.5	.46	31.27	54	-22.73	-	-	-	-	358	159	V
2.014	38.5	PK-U	31.4	-30.4	0	39.5	-	-	-	-	68.2	-28.7	208	188	H
2.089	38.07	PK-U	31.2	-30	0	39.27	-	-	-	-	68.2	-28.93	286	138	V
10.4	43.28	PK-U	37.6	-19.7	0	61.18	-	-	-	-	68.2	-7.02	263	138	H
10.4	41.34	PK-U	37.6	-19.7	0	59.24	-	-	-	-	68.2	-8.96	329	132	V

* - indicates frequency in CFR47 Pt 15 / IC RSS-Restricted Band
PK-U - U-NII: Maximum Peak
ADR - U-NII AD primary method, RMS average

UL VERIFICATION SERVICES INC.
47173 Benicia Street, Fremont, CA 94538; USA TEL:(510) 771-1000 FAX:(510) 661-0888
This report shall not be reproduced except in full, without the written approval of UL Verification Services Inc.

HIGH CHANNEL RESULTS

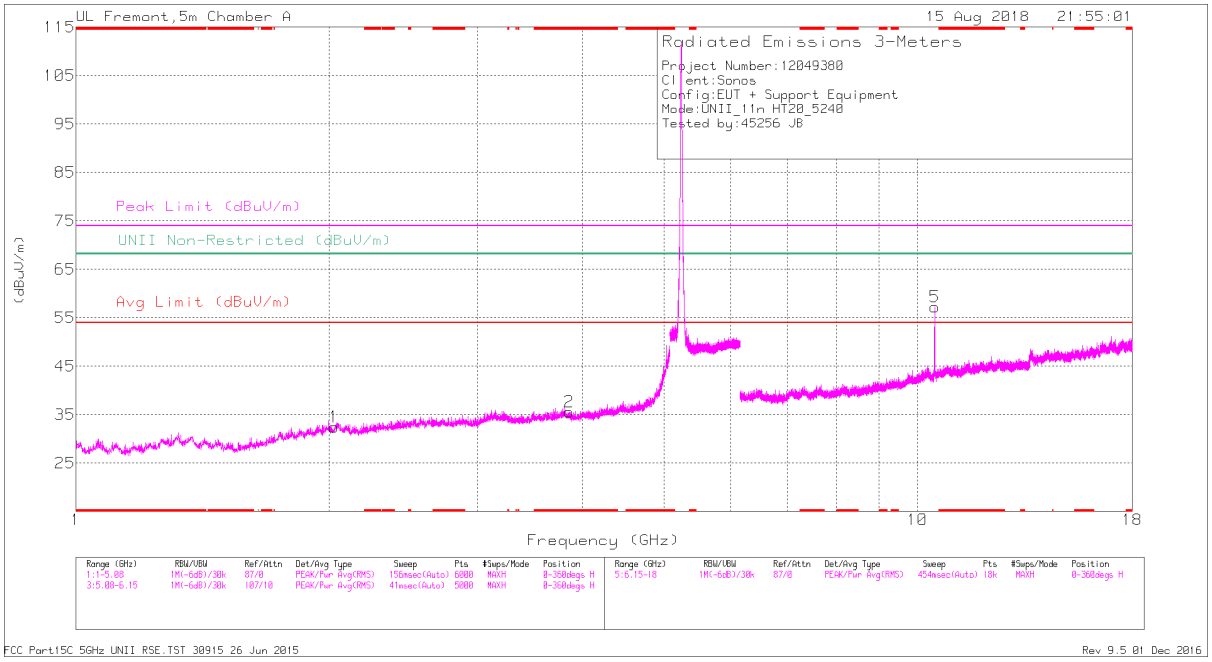

HORIZONTAL

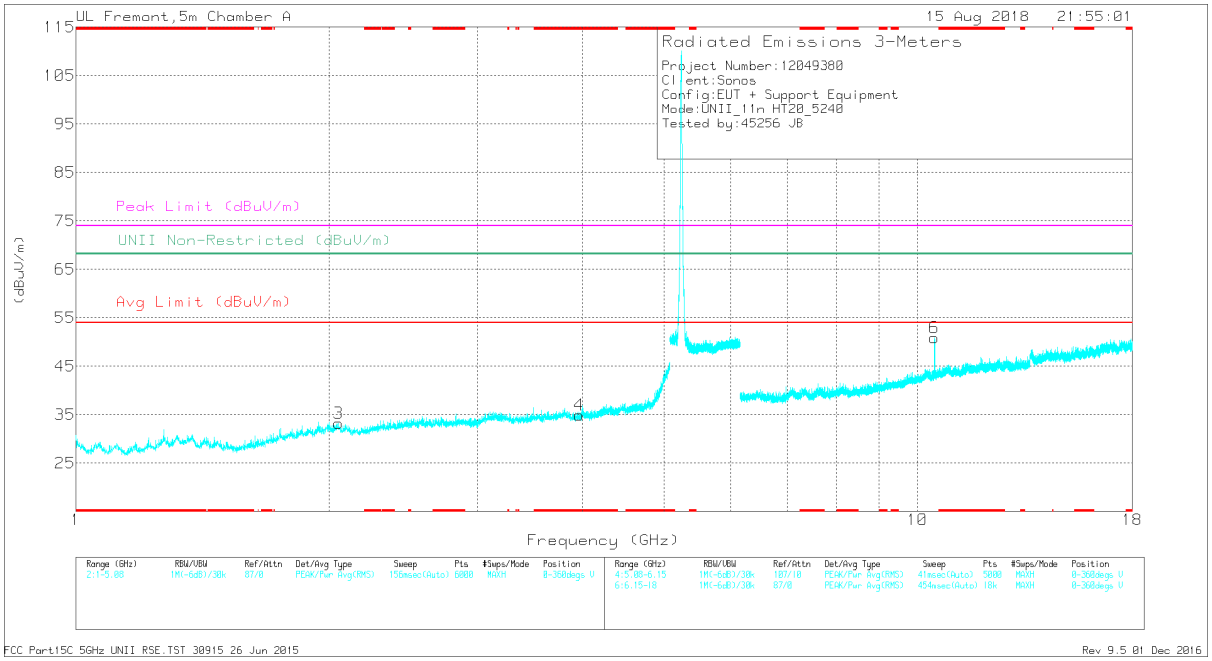

VERTICAL

UL VERIFICATION SERVICES INC.
47173 Benicia Street, Fremont, CA 94538; USA TEL:(510) 771-1000 FAX:(510) 661-0888
This report shall not be reproduced except in full, without the written approval of UL Verification Services Inc.

RADIATED EMISSIONS

Trace Markers

Marker	Frequency (GHz)	Meter Reading (dBuV)	Det	AF T862 (dB/m)	Amp/Cbl/Fltr/Pad (dB)	DC Corr (dB)	Corrected Reading (dBuV/m)	Avg Limit (dBuV/m)	Margin (dB)	Peak Limit (dBuV/m)	PK Margin (dB)	UNII Non-Restricted (dBuV/m)	PK Margin (dB)	Azimuth (Degs)	Height (cm)	Polarity
2	* 3.855	30.72	Pk	33	-28.2	0	35.52	-	-	74	-38.48	-	-	0-360	199	H
4	* 3.963	29.79	Pk	33.3	-28.2	0	34.89	-	-	74	-39.11	-	-	0-360	101	V
1	2.027	31.13	Pk	31.4	-30.1	0	32.43	-	-	-	-	68.2	-35.77	0-360	101	H
3	2.051	31.87	Pk	31.4	-30	0	33.27	-	-	-	-	68.2	-34.93	0-360	101	V
6	10.477	32.97	Pk	37.6	-19.7	0	50.87	-	-	-	-	68.2	-17.33	0-360	101	V
5	10.479	39.31	Pk	37.6	-19.6	0	57.31	-	-	-	-	68.2	-10.89	0-360	199	H

* - indicates frequency in CFR47 Pt 15 / IC RSS-Restricted Band
Pk - Peak detector

Radiated Emissions

Frequency (GHz)	Meter Reading (dBuV)	Det	AF T862 (dB/m)	Amp/Cbl/Fltr/Pad (dB)	DC Corr (dB)	Corrected Reading (dBuV/m)	Avg Limit (dBuV/m)	Margin (dB)	Peak Limit (dBuV/m)	PK Margin (dB)	UNII Non-Restricted (dBuV/m)	PK Margin (dB)	Azimuth (Degs)	Height (cm)	Polarity
* 3.856	38.13	PK-U	33	-28.2	0	42.93	-	-	74	-31.07	-	-	198	267	H
* 3.857	25.75	ADR	33	-28.2	.46	31.01	54	-22.99	-	-	-	-	198	267	H
* 3.964	36.74	PK-U	33.3	-28.2	0	41.84	-	-	74	-32.16	-	-	183	324	V
* 3.964	25.03	ADR	33.3	-28.2	.46	30.59	54	-23.41	-	-	-	-	183	324	V
2.028	38.08	PK-U	31.4	-30.1	0	39.38	-	-	-	-	68.2	-28.82	144	145	H
2.051	38.68	PK-U	31.4	-30	0	40.08	-	-	-	-	68.2	-28.12	74	302	V
10.479	40.32	PK-U	37.6	-19.6	0	58.32	-	-	-	-	68.2	-9.88	316	218	V
10.48	43.76	PK-U	37.6	-19.6	0	61.76	-	-	-	-	68.2	-6.44	262	192	H

* - indicates frequency in CFR47 Pt 15 / IC RSS-Restricted Band
PK-U - U-NII: Maximum Peak
ADR - U-NII AD primary method, RMS average

UL VERIFICATION SERVICES INC.
47173 Benicia Street, Fremont, CA 94538; USA TEL:(510) 771-1000 FAX:(510) 661-0888
This report shall not be reproduced except in full, without the written approval of UL Verification Services Inc.

9.1.1.6. TX ABOVE 1 GHz 802.11n HT20 MODE IN THE 5.3 GHz BAND

BANDEDGE (HIGH CHANNEL)

HORIZONTAL RESULT

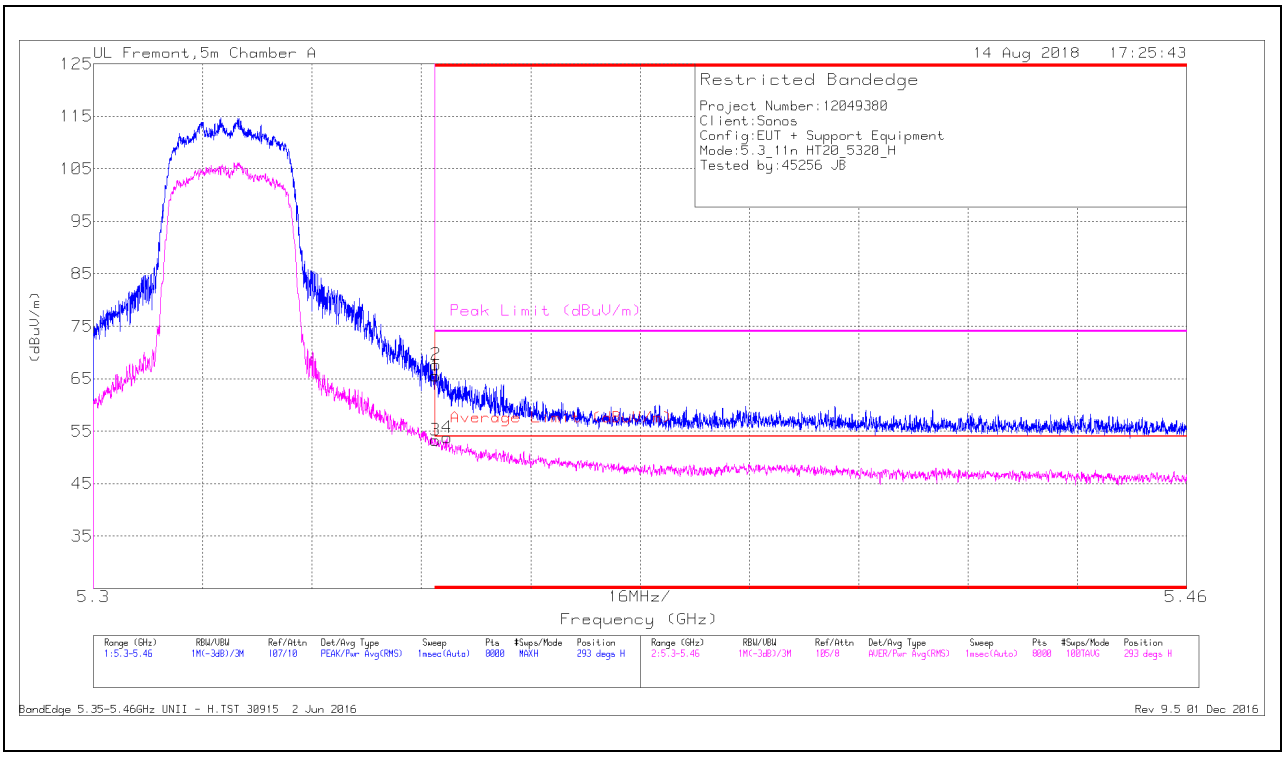

Trace Markers

Marker	Frequency (GHz)	Meter Reading (dBuV)	Det	AF T862 (dB/m)	Amp/Cbl/Fltr/Pad (dB)	DC Corr (dB)	Corrected Reading (dBuV/m)	Average Limit (dBuV/m)	Margin (dB)	Peak Limit (dBuV/m)	PK Margin (dB)	Azimuth (Degs)	Height (cm)	Polarity
1	* 5.35	48.9	Pk	34.6	-17.9	0	65.6	-	-	74	-8.4	293	183	H
2	* 5.35	51.01	Pk	34.6	-17.9	0	67.71	-	-	74	-6.29	293	183	H
3	* 5.35	36.12	RMS	34.6	-17.9	.46	53.28	54	-.72	-	-	293	183	H
4	* 5.352	36.56	RMS	34.6	-17.9	.46	53.72	54	-.28	-	-	293	183	H

* - indicates frequency in CFR47 Pt 15 / IC RSS-Restricted Band
Pk - Peak detector
RMS - RMS detection

UL VERIFICATION SERVICES INC.
47173 Benicia Street, Fremont, CA 94538; USA TEL:(510) 771-1000 FAX:(510) 661-0888
This report shall not be reproduced except in full, without the written approval of UL Verification Services Inc.

VERTICAL RESULT

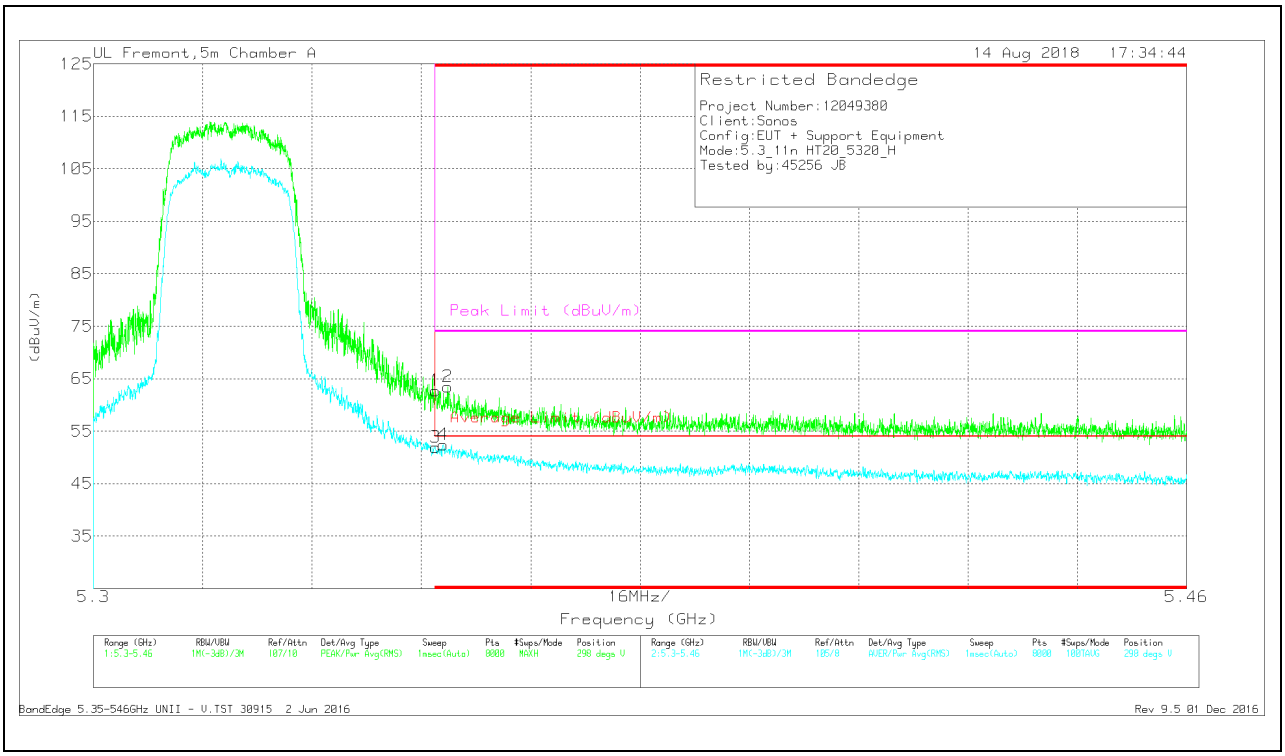

Trace Markers

Marker	Frequency (GHz)	Meter Reading (dBuV)	Det	AF T862 (dB/m)	Amp/Cbl/Fltr/Pad (dB)	DC Corr (dB)	Corrected Reading (dBuV/m)	Average Limit (dBuV/m)	Margin (dB)	Peak Limit (dBuV/m)	PK Margin (dB)	Azimuth (Degs)	Height (cm)	Polarity
1	* 5.35	46.06	Pk	34.6	-17.9	0	62.76	-	-	74	-11.24	298	180	V
3	* 5.35	34.77	RMS	34.6	-17.9	.46	51.93	54	-2.07	-	-	298	180	V
4	* 5.351	35.27	RMS	34.6	-17.9	.46	52.43	54	-1.57	-	-	298	180	V
2	* 5.352	46.76	Pk	34.6	-17.9	0	63.46	-	-	74	-10.54	298	180	V

* - indicates frequency in CFR47 Pt 15 / IC RSS-Restricted Band
Pk - Peak detector
RMS - RMS detection

UL VERIFICATION SERVICES INC.
47173 Benicia Street, Fremont, CA 94538; USA TEL:(510) 771-1000 FAX:(510) 661-0888
This report shall not be reproduced except in full, without the written approval of UL Verification Services Inc.

HARMONICS AND SPURIOUS EMISSIONS

LOW CHANNEL RESULTS

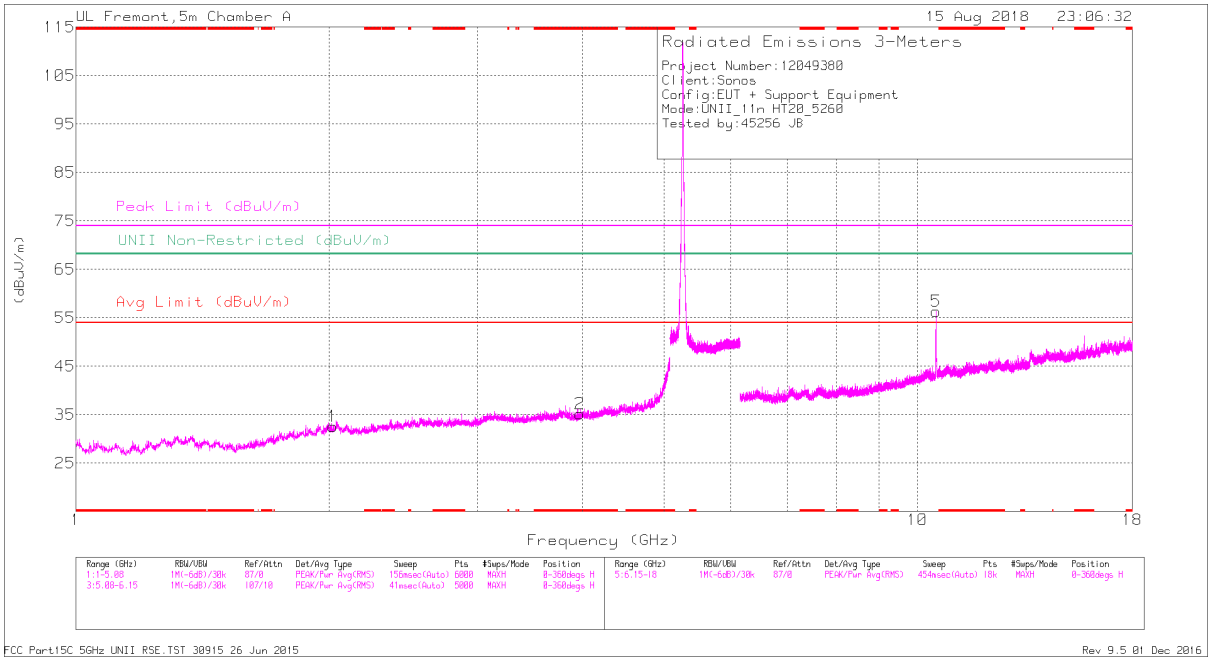

HORIZONTAL

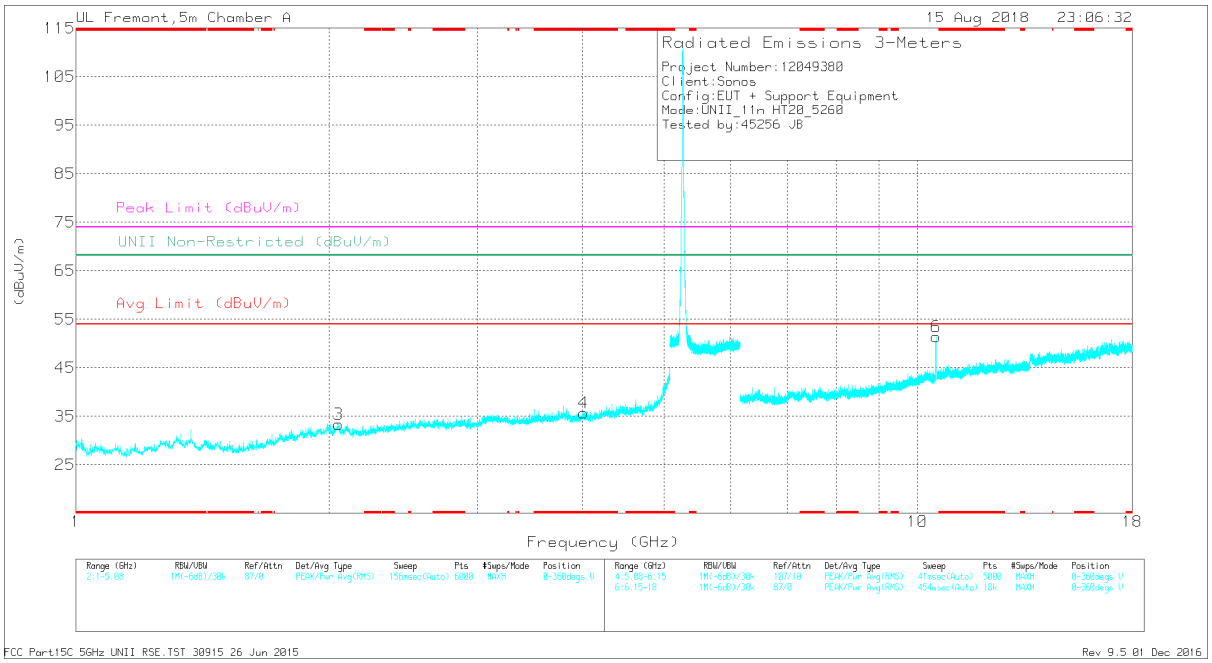

VERTICAL

UL VERIFICATION SERVICES INC.
47173 Benicia Street, Fremont, CA 94538; USA TEL:(510) 771-1000 FAX:(510) 661-0888
This report shall not be reproduced except in full, without the written approval of UL Verification Services Inc.

RADIATED EMISSIONS

Trace Markers

Marker	Frequency (GHz)	Meter Reading (dBuV)	Det	AF T862 (dB/m)	Amp/Cbl/Fltr/Pad (dB)	DC Corr (dB)	Corrected Reading (dBuV/m)	Avg Limit (dBuV/m)	Margin (dB)	Peak Limit (dBuV/m)	PK Margin (dB)	UNII Non-Restricted (dBuV/m)	PK Margin (dB)	Azimuth (Degs)	Height (cm)	Polarity
2	* 3.973	30.04	Pk	33.3	-28.1	0	35.24	-	-	74	-38.76	-	-	0-360	101	H
4	* 4.01	29.77	Pk	33.4	-27.5	0	35.67	-	-	74	-38.33	-	-	0-360	101	V
1	2.019	31.5	Pk	31.4	-30.3	0	32.6	-	-	-	-	68.2	-35.6	0-360	199	H
3	2.05	31.92	Pk	31.4	-30	0	33.32	-	-	-	-	68.2	-34.88	0-360	101	V
6	10.519	33.38	Pk	37.6	-19.6	0	51.38	-	-	-	-	68.2	-16.82	0-360	200	V
5	10.52	38.31	Pk	37.6	-19.6	0	56.31	-	-	-	-	68.2	-11.89	0-360	101	H

* - indicates frequency in CFR47 Pt 15 / IC RSS-Restricted Band
Pk - Peak detector

Radiated Emissions

Frequency (GHz)	Meter Reading (dBuV)	Det	AF T862 (dB/m)	Amp/Cbl/Fltr/Pad (dB)	DC Corr (dB)	Corrected Reading (dBuV/m)	Avg Limit (dBuV/m)	Margin (dB)	Peak Limit (dBuV/m)	PK Margin (dB)	UNII Non-Restricted (dBuV/m)	PK Margin (dB)	Azimuth (Degs)	Height (cm)	Polarity
* 3.972	36.92	PK-U	33.3	-28.1	0	42.12	-	-	74	-31.88	-	-	306	281	H
* 3.973	25.02	ADR	33.3	-28.1	.46	30.68	54	-23.32	-	-	-	-	306	281	H
* 4.009	35.71	PK-U	33.4	-27.5	0	41.61	-	-	74	-32.39	-	-	358	330	V
* 4.012	24.58	ADR	33.4	-27.5	.46	30.94	54	-23.06	-	-	-	-	358	330	V
2.019	38.62	PK-U	31.4	-30.3	0	39.72	-	-	-	-	68.2	-28.48	38	169	H
2.049	38.27	PK-U	31.4	-30	0	39.67	-	-	-	-	68.2	-28.53	329	266	V
10.518	41.27	PK-U	37.6	-19.6	0	59.27	-	-	-	-	68.2	-8.93	314	209	V
10.52	43.2	PK-U	37.6	-19.6	0	61.2	-	-	-	-	68.2	-7	352	103	H

* - indicates frequency in CFR47 Pt 15 / IC RSS-Restricted Band
PK-U - U-NII: Maximum Peak
ADR - U-NII AD primary method, RMS average

UL VERIFICATION SERVICES INC.
47173 Benicia Street, Fremont, CA 94538; USA TEL:(510) 771-1000 FAX:(510) 661-0888
This report shall not be reproduced except in full, without the written approval of UL Verification Services Inc.

MID CHANNEL RESULTS

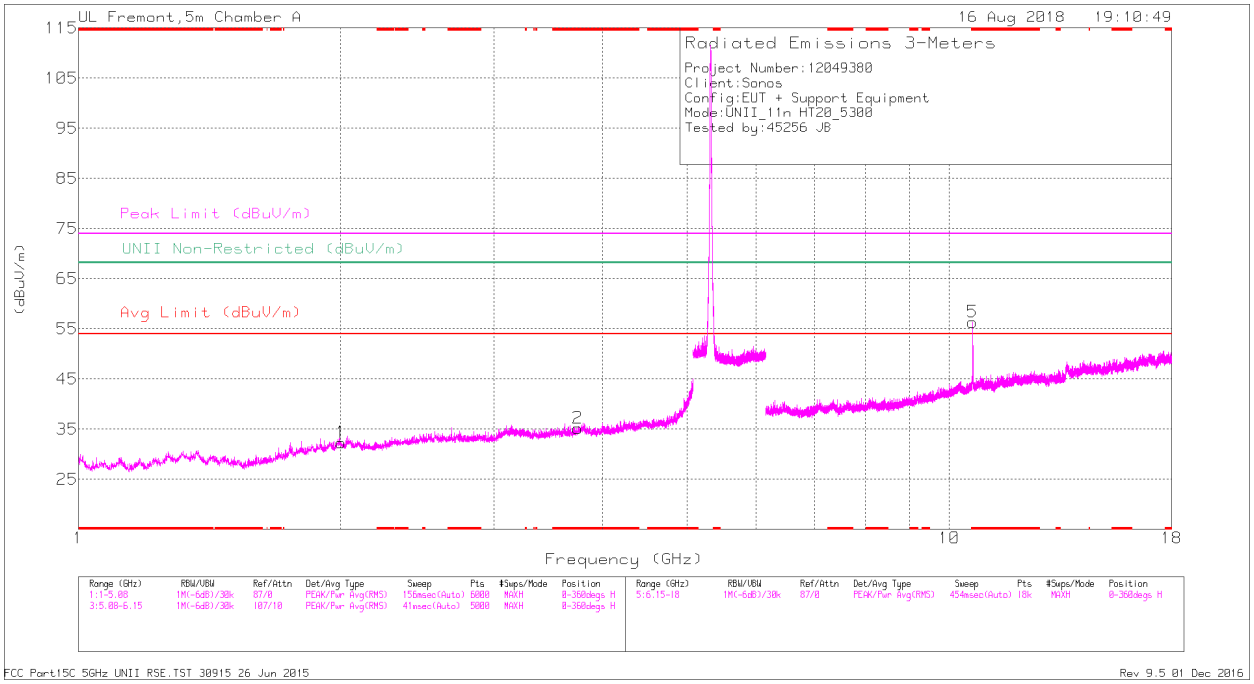

HORIZONTAL

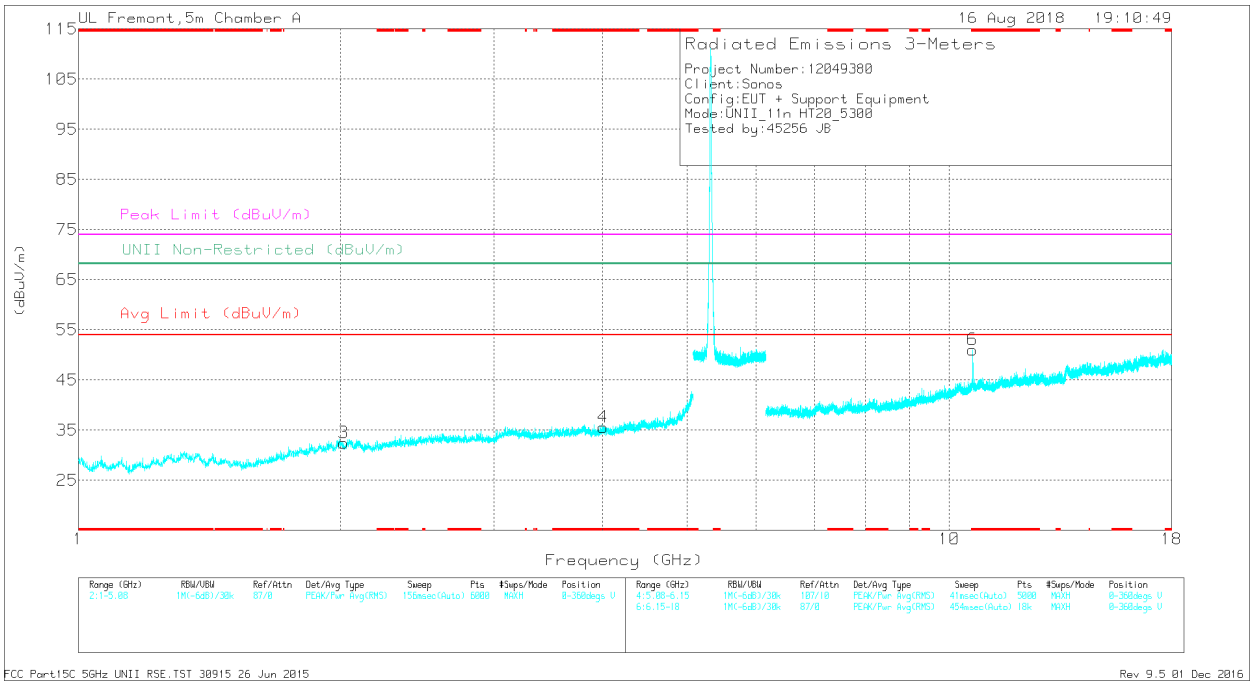

VERTICAL

UL VERIFICATION SERVICES INC.
47173 Benicia Street, Fremont, CA 94538; USA TEL:(510) 771-1000 FAX:(510) 661-0888
This report shall not be reproduced except in full, without the written approval of UL Verification Services Inc.

RADIATED EMISSIONS

Trace Markers

Marker	Frequency (GHz)	Meter Reading (dBuV)	Det	AF T862 (dB/m)	Amp/Cbl/Fltr/Pad (dB)	DC Corr (dB)	Corrected Reading (dBuV/m)	Avg Limit (dBuV/m)	Margin (dB)	Peak Limit (dBuV/m)	PK Margin (dB)	UNII Non-Restricted (dBuV/m)	PK Margin (dB)	Azimuth (Degs)	Height (cm)	Polarity
2	* 3.742	30.41	Pk	33.1	-28.3	0	35.21	-	-	74	-38.79	-	-	0-360	101	H
4	* 4.007	29.61	Pk	33.4	-27.4	0	35.61	-	-	74	-38.39	-	-	0-360	101	V
5	* 10.639	37.92	Pk	37.7	-19.3	0	56.32	-	-	74	-17.68	-	-	0-360	101	H
6	* 10.641	32.67	Pk	37.7	-19.3	0	51.07	-	-	74	-22.93	-	-	0-360	101	V
1	2.003	31.55	Pk	31.4	-30.6	0	32.35	-	-	-	-	68.2	-35.85	0-360	199	H
3	2.015	31.4	Pk	31.4	-30.4	0	32.4	-	-	-	-	68.2	-35.8	0-360	200	V

* - indicates frequency in CFR47 Pt 15 / IC RSS-Restricted Band
Pk - Peak detector

Radiated Emissions

Frequency (GHz)	Meter Reading (dBuV)	Det	AF T862 (dB/m)	Amp/Cbl/Fltr/Pad (dB)	DC Corr (dB)	Corrected Reading (dBuV/m)	Avg Limit (dBuV/m)	Margin (dB)	Peak Limit (dBuV/m)	PK Margin (dB)	UNII Non-Restricted (dBuV/m)	PK Margin (dB)	Azimuth (Degs)	Height (cm)	Polarity
* 3.74	37.18	PK-U	33.1	-28.3	0	41.98	-	-	74	-32.02	-	-	61	322	H
* 3.744	25.29	ADR	33.1	-28.3	.46	30.55	54	-23.45	-	-	-	-	61	322	H
* 4.008	36.07	PK-U	33.4	-27.4	0	42.07	-	-	74	-31.93	-	-	245	168	V
* 4.008	24.61	ADR	33.4	-27.4	.46	31.07	54	-22.93	-	-	-	-	245	168	V
* 10.64	45.1	PK-U	37.7	-19.3	0	63.5	-	-	74	-10.5	-	-	15	120	H
* 10.64	31.27	ADR	37.7	-19.3	.46	50.13	54	-3.87	-	-	-	-	15	120	H
* 10.64	38.94	PK-U	37.7	-19.3	0	57.34	-	-	74	-16.66	-	-	310	129	V
* 10.64	25.87	ADR	37.7	-19.3	.46	44.73	54	-9.27	-	-	-	-	310	129	V
2.003	38.82	PK-U	31.4	-30.6	0	39.62	-	-	-	-	68.2	-28.58	138	242	H
2.015	38.04	PK-U	31.4	-30.4	0	39.04	-	-	-	-	68.2	-29.16	173	161	V

* - indicates frequency in CFR47 Pt 15 / IC RSS-Restricted Band
PK-U - U-NII: Maximum Peak
ADR - U-NII AD primary method, RMS average

UL VERIFICATION SERVICES INC.
47173 Benicia Street, Fremont, CA 94538; USA TEL:(510) 771-1000 FAX:(510) 661-0888
This report shall not be reproduced except in full, without the written approval of UL Verification Services Inc.

HIGH CHANNEL RESULTS

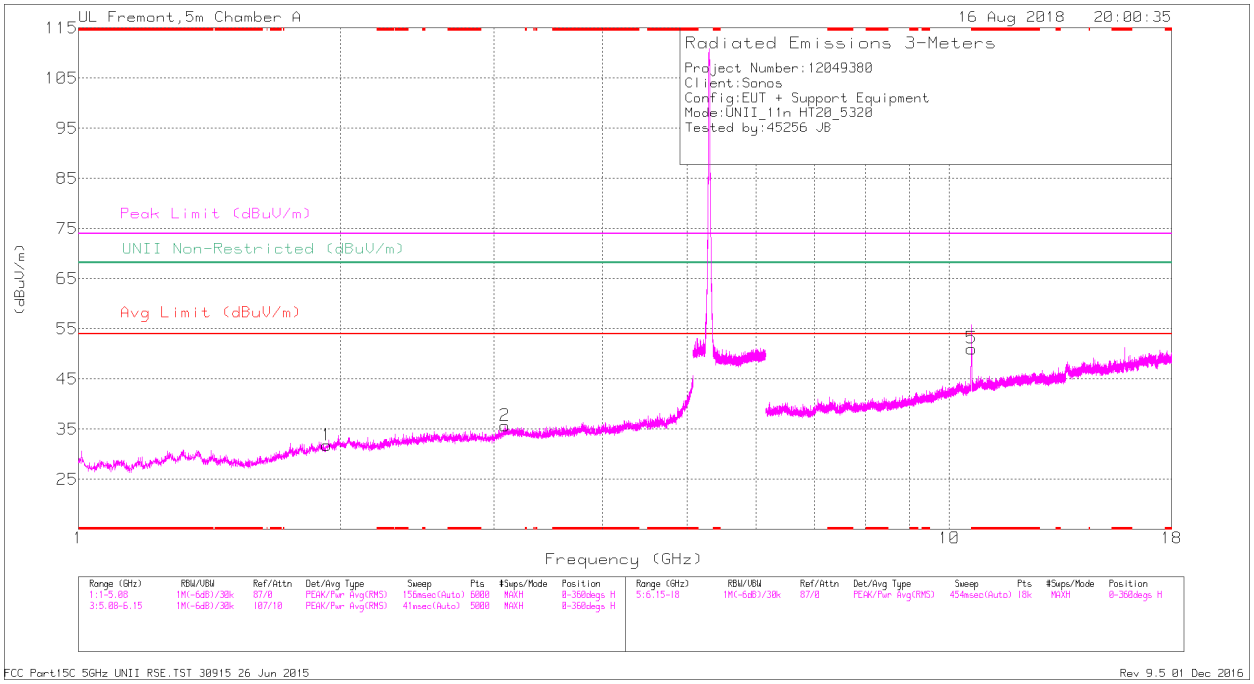

HORIZONTAL

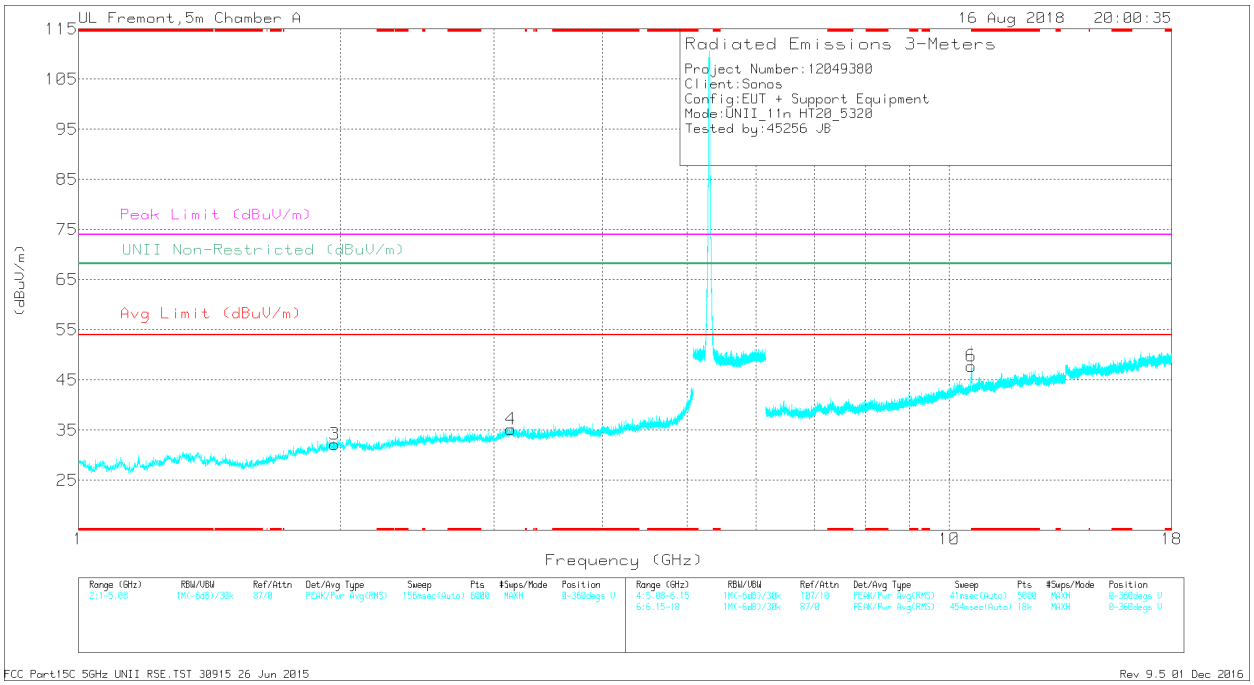

VERTICAL

UL VERIFICATION SERVICES INC.
47173 Benicia Street, Fremont, CA 94538; USA TEL:(510) 771-1000 FAX:(510) 661-0888
This report shall not be reproduced except in full, without the written approval of UL Verification Services Inc.

RADIATED EMISSIONS

Trace Markers

Marker	Frequency (GHz)	Meter Reading (dBuV)	Det	AF T862 (dB/m)	Amp/Cbl/Fltr/Pad (dB)	DC Corr (dB)	Corrected Reading (dBuV/m)	Avg Limit (dBuV/m)	Margin (dB)	Peak Limit (dBuV/m)	PK Margin (dB)	UNII Non-Restricted (dBuV/m)	PK Margin (dB)	Azimuth (Degs)	Height (cm)	Polarity
5	* 10.606	32.59	Pk	37.7	-19.2	0	51.09	-	-	74	-22.91	-	-	0-360	199	H
6	* 10.603	29.33	Pk	37.7	-19.2	0	47.83	-	-	74	-26.17	-	-	0-360	101	V
1	1.928	31.63	Pk	31.2	-31	0	31.83	-	-	-	-	68.2	-36.37	0-360	101	H
3	1.968	31.62	Pk	31.4	-30.8	0	32.22	-	-	-	-	68.2	-35.98	0-360	200	V
2	3.088	31.49	Pk	32.9	-28.7	0	35.69	-	-	-	-	68.2	-32.51	0-360	199	H
4	3.135	30.88	Pk	32.8	-28.5	0	35.18	-	-	-	-	68.2	-33.02	0-360	101	V

* - indicates frequency in CFR47 Pt 15 / IC RSS-Restricted Band
Pk - Peak detector

Radiated Emissions

Frequency (GHz)	Meter Reading (dBuV)	Det	AF T862 (dB/m)	Amp/Cbl/Fltr/Pad (dB)	DC Corr (dB)	Corrected Reading (dBuV/m)	Avg Limit (dBuV/m)	Margin (dB)	Peak Limit (dBuV/m)	PK Margin (dB)	UNII Non-Restricted (dBuV/m)	PK Margin (dB)	Azimuth (Degs)	Height (cm)	Polarity
* 10.607	42.85	PK-U	37.7	-19.1	0	61.45	-	-	74	-12.55	-	-	8	143	H
* 10.604	29.13	ADR	37.7	-19.2	.46	48.09	54	-5.91	-	-	-	-	8	143	H
* 10.601	37.4	PK-U	37.7	-19.1	0	56	-	-	74	-18	-	-	336	116	V
* 10.601	25.63	ADR	37.7	-19.1	.46	44.69	54	-9.31	-	-	-	-	336	116	V
1.928	39.12	PK-U	31.2	-31	0	39.32	-	-	-	-	68.2	-28.88	282	258	H
1.967	38.1	PK-U	31.4	-30.9	0	38.6	-	-	-	-	68.2	-29.6	267	262	V
3.088	37.62	PK-U	32.9	-28.7	0	41.82	-	-	-	-	68.2	-26.38	182	190	H
3.133	37.69	PK-U	32.8	-28.5	0	41.99	-	-	-	-	68.2	-26.21	21	360	V

* - indicates frequency in CFR47 Pt 15 / IC RSS-Restricted Band
PK-U - U-NII: Maximum Peak
ADR - U-NII AD primary method, RMS average

UL VERIFICATION SERVICES INC.
47173 Benicia Street, Fremont, CA 94538; USA TEL:(510) 771-1000 FAX:(510) 661-0888
This report shall not be reproduced except in full, without the written approval of UL Verification Services Inc.

9.1.1.7. TX ABOVE 1 GHz 802.11n HT20 MODE IN THE 5.6 GHz BAND

BANDEDGE (LOW CHANNEL)

HORIZONTAL RESULT

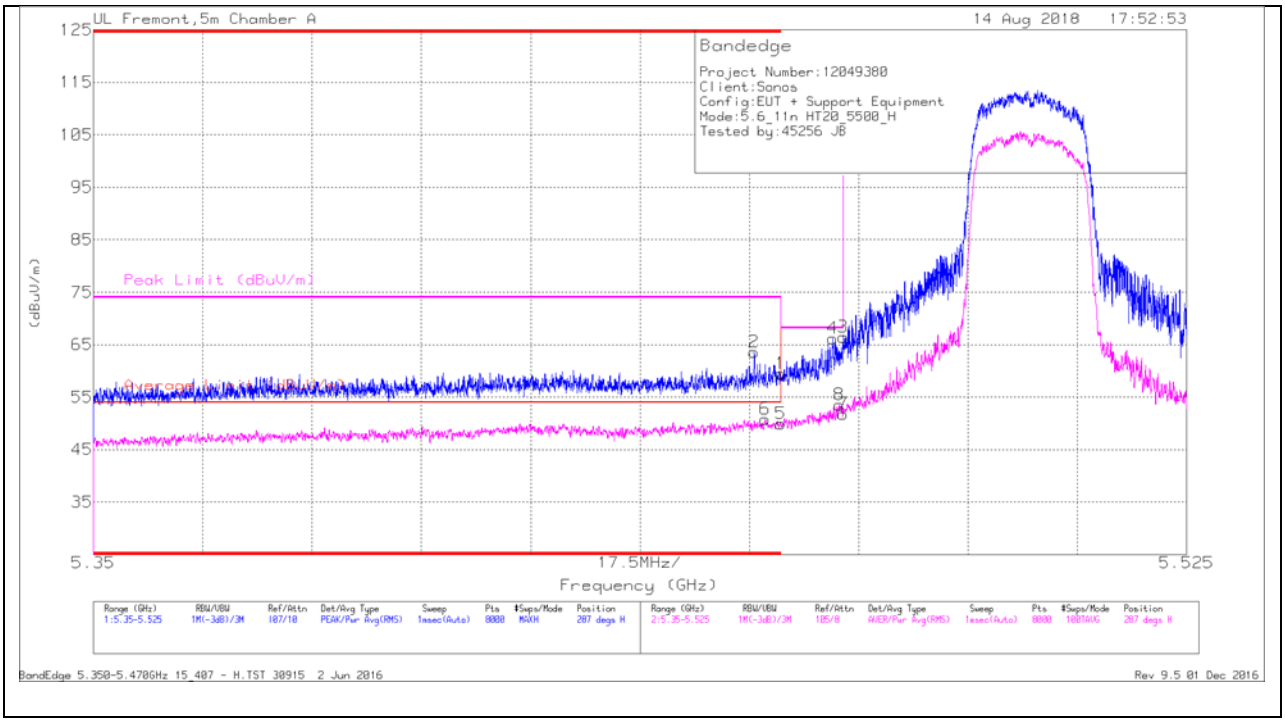

Trace Markers

Marker	Frequency (GHz)	Meter Reading (dBuV)	Det	AF T862 (dB/m)	Amp/Cbl/Fltr/Pad (dB)	DC Corr (dB)	Corrected Reading (dBuV/m)	Average Limit (dBuV/m)	Margin (dB)	Peak Limit (dBuV/m)	PK Margin (dB)	Azimuth (Degs)	Height (cm)	Polarity
2	* 5.456	46.79	Pk	34.7	-17.9	0	63.59	-	-	74	-10.41	287	228	H
6	* 5.458	33.56	RMS	34.7	-17.9	.46	50.82	54	-3.18	-	-	287	228	H
1	* 5.46	42.66	Pk	34.7	-17.9	0	59.46	-	-	74	-14.54	287	228	H
5	* 5.46	32.71	RMS	34.7	-17.9	.46	49.97	54	-4.03	-	-	287	228	H
4	5.468	49.21	Pk	34.8	-17.8	0	66.21	-	-	68.2	-1.99	287	228	H
8	5.469	36.04	RMS	34.8	-17.8	.46	53.5	-	-	-	-	287	228	H
3	5.47	49.47	Pk	34.8	-17.8	0	66.47	-	-	68.2	-1.73	287	228	H
7	5.47	34.36	RMS	34.8	-17.8	.46	51.82	-	-	-	-	287	228	H

* - indicates frequency in CFR47 Pt 15 / IC RSS-Restricted Band
Pk - Peak detector
RMS - RMS detection

UL VERIFICATION SERVICES INC.
47173 Benicia Street, Fremont, CA 94538; USA TEL:(510) 771-1000 FAX:(510) 661-0888
This report shall not be reproduced except in full, without the written approval of UL Verification Services Inc.

VERTICAL RESULT

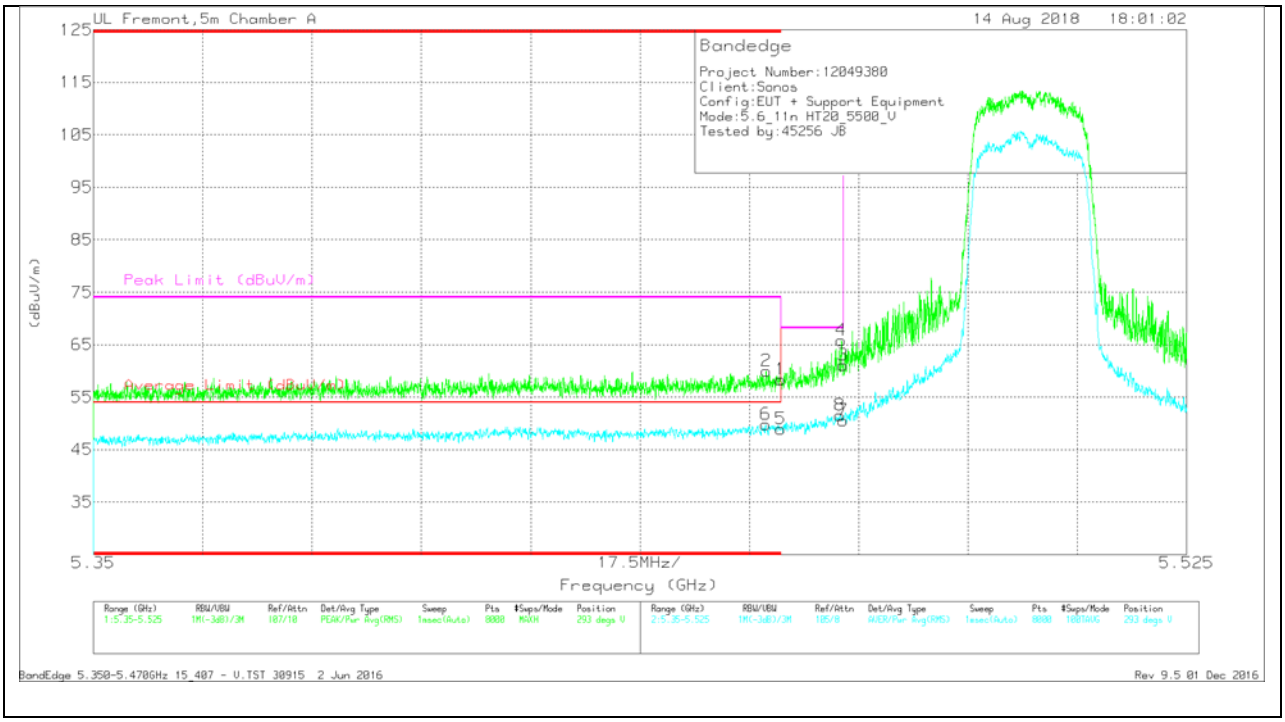

Trace Markers

Marker	Frequency (GHz)	Meter Reading (dBuV)	Det	AF T862 (dB/m)	Amp/Cbl/Fltr/Pad (dB)	DC Corr (dB)	Corrected Reading (dBuV/m)	Average Limit (dBuV/m)	Margin (dB)	Peak Limit (dBuV/m)	PK Margin (dB)	Azimuth (Degs)	Height (cm)	Polarity
2	* 5.458	43.2	Pk	34.7	-17.9	0	60	-	-	74	-14	293	194	V
6	* 5.458	32.53	RMS	34.7	-17.9	.46	49.79	54	-4.21	-	-	293	194	V
1	* 5.46	41.61	Pk	34.7	-17.9	0	58.41	-	-	74	-15.59	293	194	V
5	* 5.46	31.7	RMS	34.7	-17.9	.46	48.96	54	-5.04	-	-	293	194	V
8	5.469	34.12	RMS	34.8	-17.8	.46	51.58	-	-	-	-	293	194	V
3	5.47	44.14	Pk	34.8	-17.8	0	61.14	-	-	68.2	-7.06	293	194	V
4	5.47	48.83	Pk	34.8	-17.8	0	65.83	-	-	68.2	-2.37	293	194	V
7	5.47	33.12	RMS	34.8	-17.8	.46	50.58	-	-	-	-	293	194	V

* - indicates frequency in CFR47 Pt 15 / IC RSS-Restricted Band
Pk - Peak detector
RMS - RMS detection

UL VERIFICATION SERVICES INC.
47173 Benicia Street, Fremont, CA 94538; USA TEL:(510) 771-1000 FAX:(510) 661-0888
This report shall not be reproduced except in full, without the written approval of UL Verification Services Inc.

BANDEDGE (HIGH CHANNEL)

HORIZONTAL RESULT

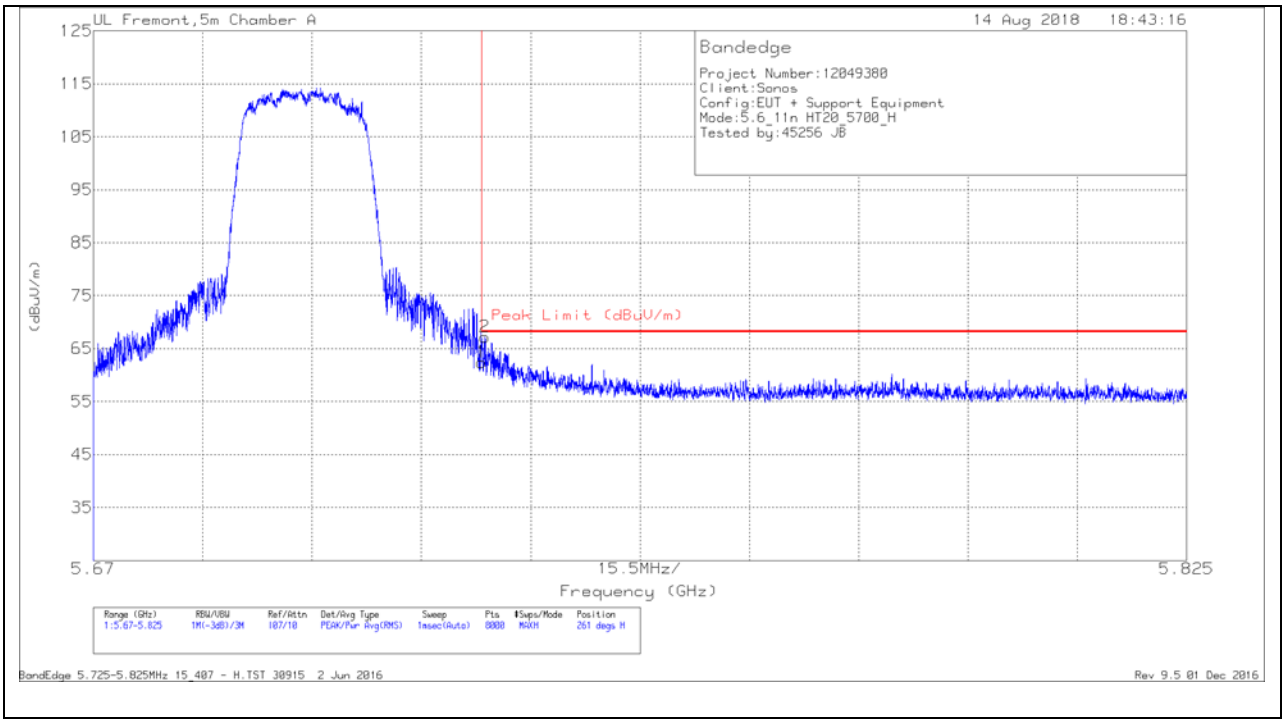

Trace Markers

Marker	Frequency (GHz)	Meter Reading (dBuV)	Det	AF T862 (dB/m)	Amp/Cbl/Fltr/Pad (dB)	DC Corr (dB)	Corrected Reading (dBuV/m)	Peak Limit (dBuV/m)	PK Margin (dB)	Azimuth (Degs)	Height (cm)	Polarity
1	5.725	45.26	Pk	35	-17.9	0	62.36	68.2	-5.84	261	191	H
2	5.726	50.14	Pk	35	-17.9	0	67.24	68.2	-.96	261	191	H

Pk - Peak detector

UL VERIFICATION SERVICES INC.
47173 Benicia Street, Fremont, CA 94538; USA TEL:(510) 771-1000 FAX:(510) 661-0888
This report shall not be reproduced except in full, without the written approval of UL Verification Services Inc.

VERTICAL RESULT

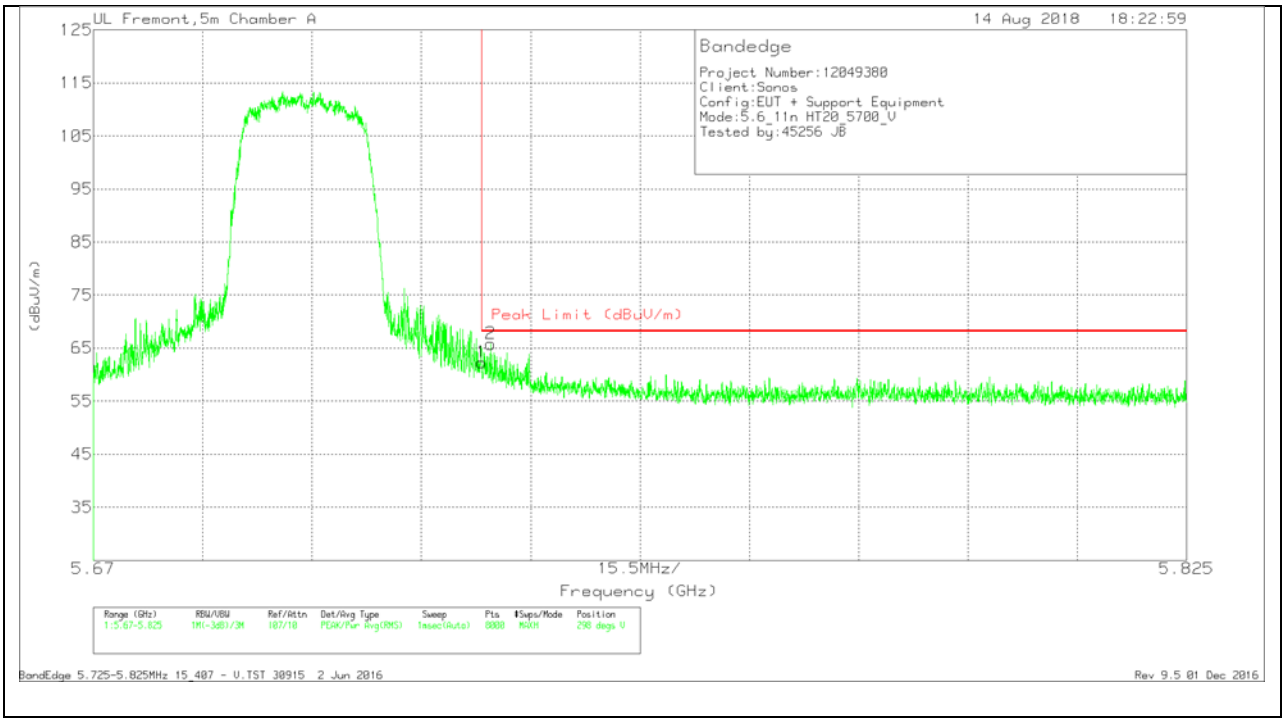

Trace Markers

Marker	Frequency (GHz)	Meter Reading (dBuV)	Det	AF T862 (dB/m)	Amp/Cbl/Fltr/Pad (dB)	DC Corr (dB)	Corrected Reading (dBuV/m)	Peak Limit (dBuV/m)	PK Margin (dB)	Azimuth (Degs)	Height (cm)	Polarity
1	5.725	45.21	Pk	35	-17.9	0	62.31	68.2	-5.89	298	207	V
2	5.726	48.68	Pk	35	-17.9	0	65.78	68.2	-2.42	298	207	V

Pk - Peak detector

UL VERIFICATION SERVICES INC.
47173 Benicia Street, Fremont, CA 94538; USA TEL:(510) 771-1000 FAX:(510) 661-0888
This report shall not be reproduced except in full, without the written approval of UL Verification Services Inc.

HARMONICS AND SPURIOUS EMISSIONS

LOW CHANNEL RESULTS

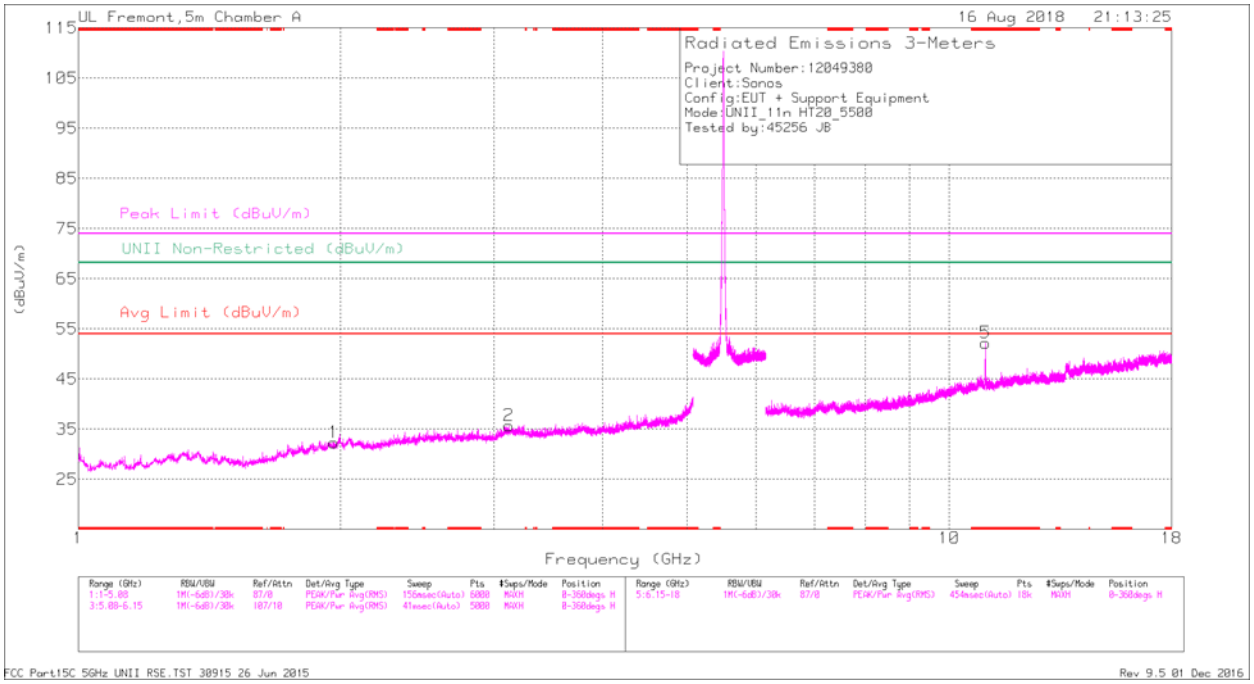

HORIZONTAL

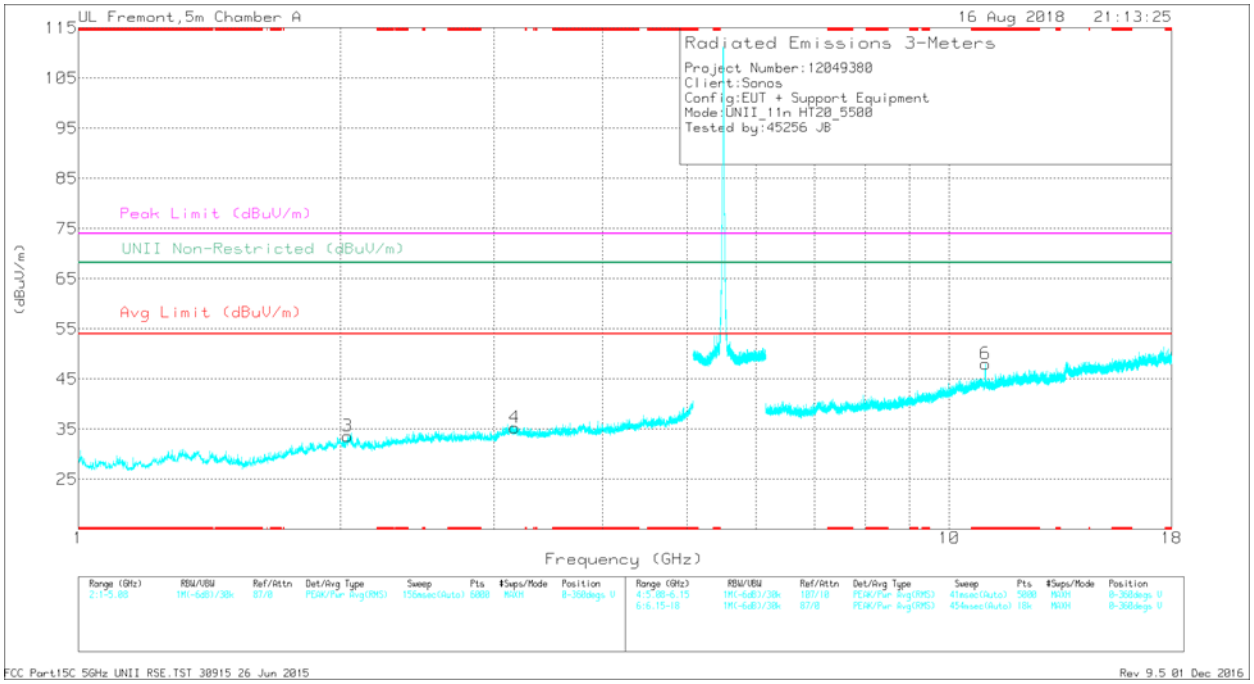

VERTICAL

UL VERIFICATION SERVICES INC.
47173 Benicia Street, Fremont, CA 94538; USA TEL:(510) 771-1000 FAX:(510) 661-0888
This report shall not be reproduced except in full, without the written approval of UL Verification Services Inc.

RADIATED EMISSIONS

Trace Markers

Marker	Frequency (GHz)	Meter Reading (dBuV)	Det	AF T862 (dB/m)	Amp/Cbl/Fltr/Pad (dB)	DC Corr (dB)	Corrected Reading (dBuV/m)	Avg Limit (dBuV/m)	Margin (dB)	Peak Limit (dBuV/m)	PK Margin (dB)	UNII Non-Restricted (dBuV/m)	PK Margin (dB)	Azimuth (Degs)	Height (cm)	Polarity
5	* 11.001	33.37	Pk	37.9	-19.1	0	52.17	-	-	74	-21.83	-	-	0-360	199	H
6	* 11.001	29.23	Pk	37.9	-19.1	0	48.03	-	-	74	-25.97	-	-	0-360	101	V
1	1.966	31.77	Pk	31.4	-30.9	0	32.27	-	-	-	-	68.2	-35.93	0-360	101	H
3	2.039	32.14	Pk	31.4	-29.9	0	33.64	-	-	-	-	68.2	-34.56	0-360	200	V
2	3.119	31.13	Pk	32.9	-28.3	0	35.73	-	-	-	-	68.2	-32.47	0-360	101	H
4	3.17	30.97	Pk	32.9	-28.5	0	35.37	-	-	-	-	68.2	-32.83	0-360	101	V

* - indicates frequency in CFR47 Pt 15 / IC RSS-Restricted BandRadiated Emissions

Frequency (GHz)	Meter Reading (dBuV)	Det	AF T862 (dB/m)	Amp/Cbl/Fltr/Pad (dB)	DC Corr (dB)	Corrected Reading (dBuV/m)	Avg Limit (dBuV/m)	Margin (dB)	Peak Limit (dBuV/m)	PK Margin (dB)	UNII Non-Restricted (dBuV/m)	PK Margin (dB)	Azimuth (Degs)	Height (cm)	Polarity
* 11	41.7	PK-U	37.9	-19.1	0	60.5	-	-	74	-13.5	-	-	7	138	H
* 11	29.28	ADR	37.9	-19.1	.46	48.54	54	-5.46	-	-	-	-	7	138	H
* 11	36.39	PK-U	37.9	-19.1	0	55.19	-	-	74	-18.81	-	-	23	203	V
* 11	23.45	ADR	37.9	-19.1	.46	42.71	54	-11.29	-	-	-	-	23	203	V
1.965	38.89	PK-U	31.4	-30.9	0	39.39	-	-	-	-	68.2	-28.81	259	122	H
2.037	38.52	PK-U	31.4	-29.9	0	40.02	-	-	-	-	68.2	-28.18	88	239	V
3.119	36.88	PK-U	32.9	-28.3	0	41.48	-	-	-	-	68.2	-26.72	254	381	H
3.172	37.45	PK-U	32.9	-28.5	0	41.85	-	-	-	-	68.2	-26.35	278	276	V

* - indicates frequency in CFR47 Pt 15 / IC RSS-Restricted Band
PK-U - U-NII: Maximum Peak
ADR - U-NII AD primary method, RMS average

UL VERIFICATION SERVICES INC.
47173 Benicia Street, Fremont, CA 94538; USA TEL:(510) 771-1000 FAX:(510) 661-0888
This report shall not be reproduced except in full, without the written approval of UL Verification Services Inc.

MID CHANNEL RESULTS

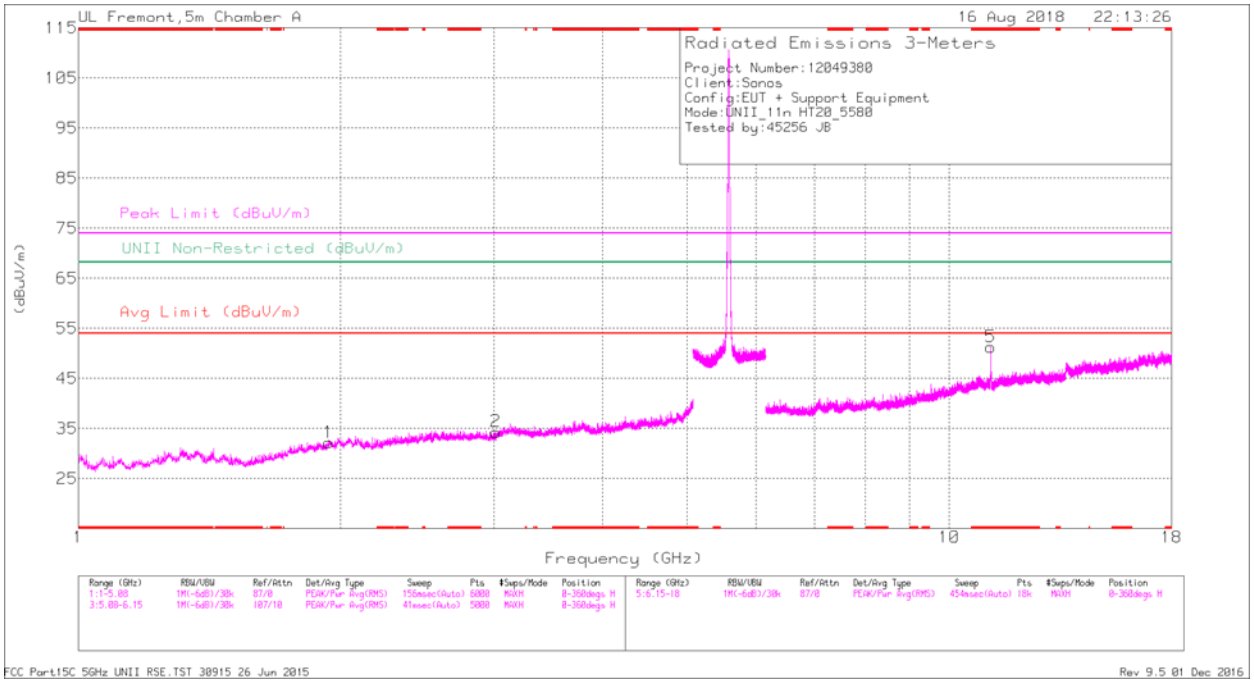

HORIZONTAL

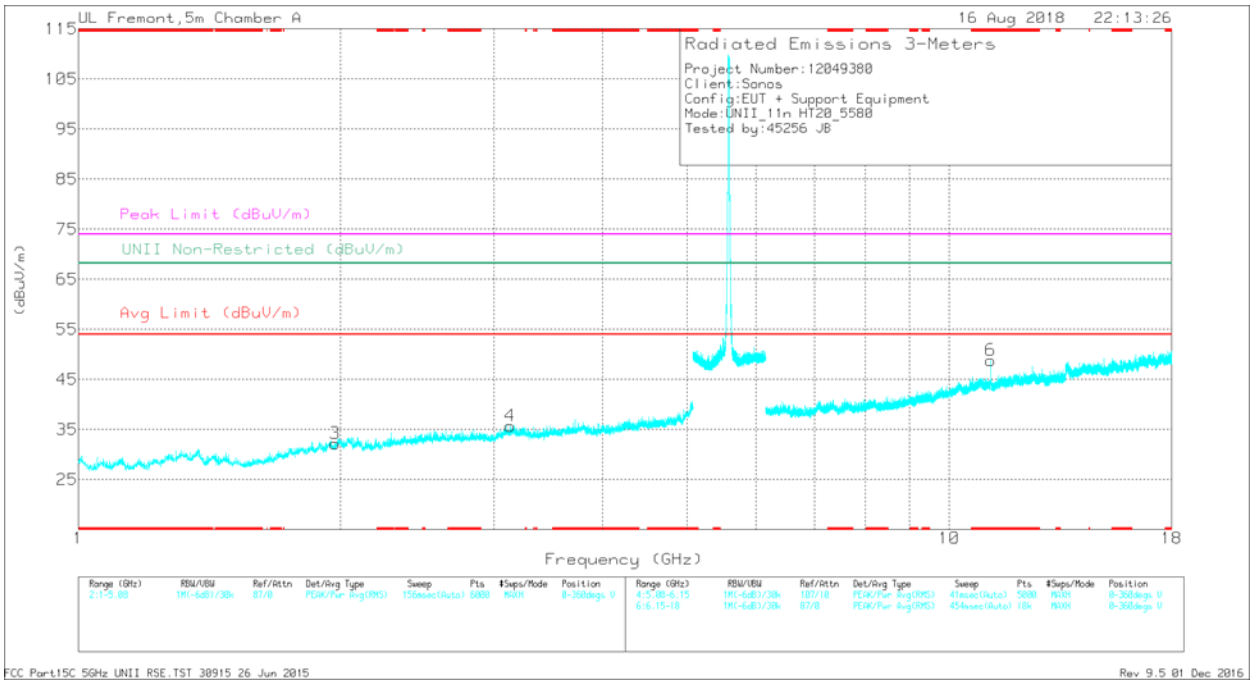

VERTICAL

UL VERIFICATION SERVICES INC.
47173 Benicia Street, Fremont, CA 94538; USA TEL:(510) 771-1000 FAX:(510) 661-0888
This report shall not be reproduced except in full, without the written approval of UL Verification Services Inc.

RADIATED EMISSIONS

Trace Markers

Marker	Frequency (GHz)	Meter Reading (dBuV)	Det	AF T862 (dB/m)	Amp/Cbl/Fltr/Pad (dB)	DC Corr (dB)	Corrected Reading (dBuV/m)	Avg Limit (dBuV/m)	Margin (dB)	Peak Limit (dBuV/m)	PK Margin (dB)	UNII Non-Restricted (dBuV/m)	PK Margin (dB)	Azimuth (Degs)	Height (cm)	Polarity
5	* 11.158	32.3	Pk	37.9	-18.9	0	51.3	-	-	74	-22.7	-	-	0-360	199	H
6	* 11.158	29.84	Pk	37.9	-18.9	0	48.84	-	-	74	-25.16	-	-	0-360	200	V
1	1.938	32.03	Pk	31.3	-31.1	0	32.23	-	-	-	-	68.2	-35.97	0-360	101	H
3	1.971	31.61	Pk	31.4	-30.8	0	32.21	-	-	-	-	68.2	-35.99	0-360	101	V
2	3.014	31.64	Pk	32.4	-29.7	0	34.34	-	-	-	-	68.2	-33.86	0-360	199	H
4	3.129	31.27	Pk	32.8	-28.4	0	35.67	-	-	-	-	68.2	-32.53	0-360	200	V

* - indicates frequency in CFR47 Pt 15 / IC RSS-Restricted Band
Pk - Peak detecto

Radiated Emissions

Frequency (GHz)	Meter Reading (dBuV)	Det	AF T862 (dB/m)	Amp/Cbl/Fltr/Pad (dB)	DC Corr (dB)	Corrected Reading (dBuV/m)	Avg Limit (dBuV/m)	Margin (dB)	Peak Limit (dBuV/m)	PK Margin (dB)	UNII Non-Restricted (dBuV/m)	PK Margin (dB)	Azimuth (Degs)	Height (cm)	Polarity
* 11.158	39.42	PK-U	37.9	-18.9	0	58.42	-	-	74	-15.58	-	-	8	147	H
* 11.159	27.37	ADR	37.9	-18.9	.46	46.83	54	-7.17	-	-	-	-	8	147	H
* 11.159	35.45	PK-U	37.9	-18.9	0	54.45	-	-	74	-19.55	-	-	337	104	V
* 11.159	23.42	ADR	37.9	-18.9	.46	42.88	54	-11.12	-	-	-	-	337	104	V
1.938	39.45	PK-U	31.3	-31.1	0	39.65	-	-	-	-	68.2	-28.55	135	155	H
1.97	38.39	PK-U	31.4	-30.8	0	38.99	-	-	-	-	68.2	-29.21	166	191	V
3.014	37.86	PK-U	32.4	-29.7	0	40.56	-	-	-	-	68.2	-27.64	228	124	H
3.128	37.25	PK-U	32.8	-28.5	0	41.55	-	-	-	-	68.2	-26.65	61	346	V

* - indicates frequency in CFR47 Pt 15 / IC RSS-Restricted Band
PK-U - U-NII: Maximum Peak
ADR - U-NII AD primary method, RMS average

UL VERIFICATION SERVICES INC.
47173 Benicia Street, Fremont, CA 94538; USA TEL:(510) 771-1000 FAX:(510) 661-0888
This report shall not be reproduced except in full, without the written approval of UL Verification Services Inc.

HIGH CHANNEL RESULTS

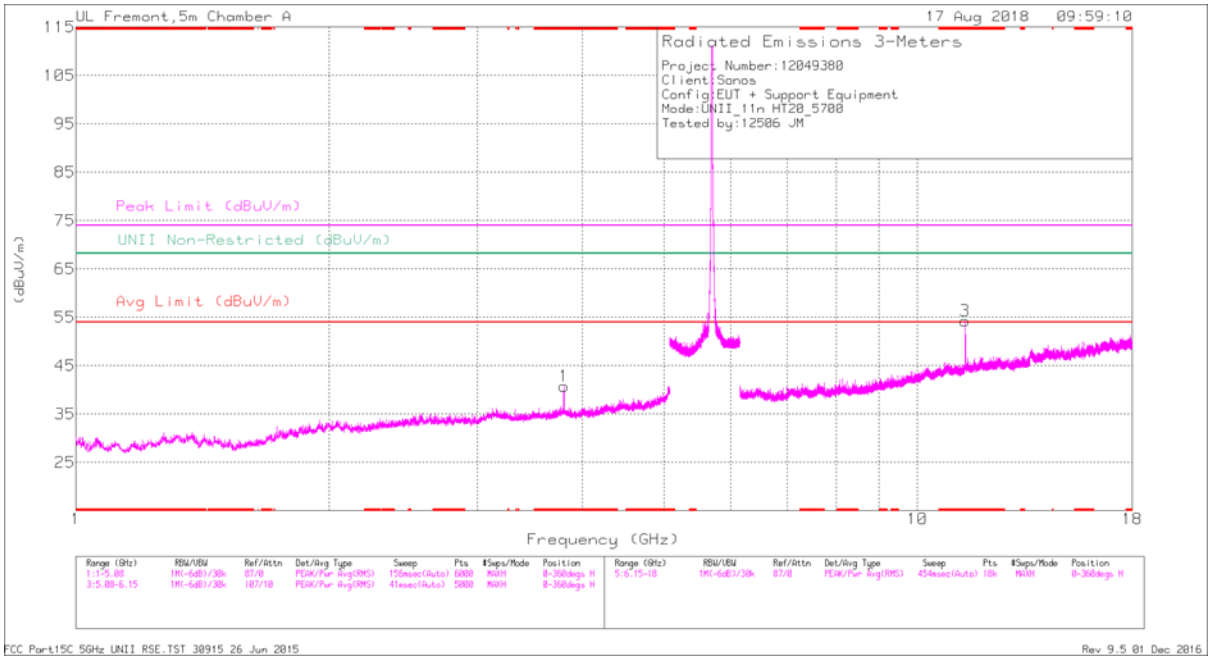

HORIZONTAL

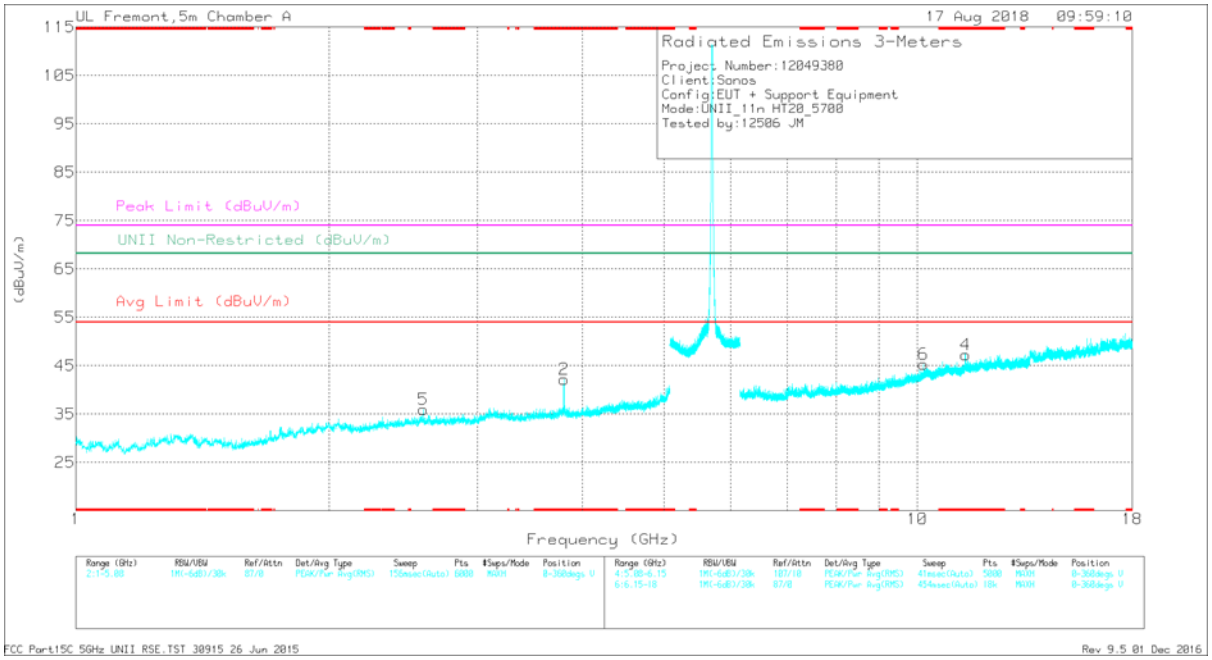

VERTICAL

UL VERIFICATION SERVICES INC.
47173 Benicia Street, Fremont, CA 94538; USA TEL:(510) 771-1000 FAX:(510) 661-0888
This report shall not be reproduced except in full, without the written approval of UL Verification Services Inc.

RADIATED EMISSIONS

Trace Markers

Marker	Frequency (GHz)	Meter Reading (dBuV)	Det	AF T862 (dB/m)	Amp/Cbl/Fltr/Pad (dB)	DC Corr (dB)	Corrected Reading (dBuV/m)	Avg Limit (dBuV/m)	Margin (dB)	Peak Limit (dBuV/m)	PK Margin (dB)	UNII Non-Restricted (dBuV/m)	PK Margin (dB)	Azimuth (Degs)	Height (cm)	Polarity
1	* 3.8	35.16	Pk	33.2	-27.6	0	40.76	-	-	74	-33.24	-	-	0-360	101	H
2	* 3.8	36.58	Pk	33.2	-27.6	0	42.18	-	-	74	-31.82	-	-	0-360	101	V
3	* 11.397	34.8	Pk	38.2	-18.7	0	54.3	-	-	74	-19.7	-	-	0-360	101	H
4	* 11.402	27.61	Pk	38.2	-18.6	0	47.21	-	-	74	-26.79	-	-	0-360	101	V
5	2.588	33.31	Pk	32.4	-29.8	0	35.91	-	-	-	-	68.2	-32.29	0-360	101	V
6	10.161	27.91	Pk	37.4	-20	0	45.31	-	-	-	-	68.2	-22.89	0-360	101	V

* - indicates frequency in CFR47 Pt 15 / IC RSS-Restricted Band
Pk - Peak detector

Radiated Emissions

Frequency (GHz)	Meter Reading (dBuV)	Det	AF T862 (dB/m)	Amp/Cbl/Fltr/Pad (dB)	DC Corr (dB)	Corrected Reading (dBuV/m)	Avg Limit (dBuV/m)	Margin (dB)	Peak Limit (dBuV/m)	PK Margin (dB)	UNII Non-Restricted (dBuV/m)	PK Margin (dB)	Azimuth (Degs)	Height (cm)	Polarity
* 3.8	41.28	PK-U	33.2	-27.6	0	46.88	-	-	74	-27.12	-	-	254	101	H
* 3.8	33.73	ADR	33.2	-27.6	.46	39.79	54	-14.21	-	-	-	-	254	101	H
* 3.8	42.65	PK-U	33.2	-27.6	0	48.25	-	-	74	-25.75	-	-	317	140	V
* 3.8	36.93	ADR	33.2	-27.6	.46	42.99	54	-11.01	-	-	-	-	317	140	V
* 11.398	39.01	PK-U	38.2	-18.7	0	58.51	-	-	74	-15.49	-	-	360	102	H
* 11.399	27.12	ADR	38.2	-18.7	.46	47.08	54	-6.92	-	-	-	-	360	102	H
* 11.403	34.73	PK-U	38.2	-18.6	0	54.33	-	-	74	-19.67	-	-	334	126	V
* 11.401	22.77	ADR	38.2	-18.7	.46	42.73	54	-11.27	-	-	-	-	334	126	V
2.587	38.37	PK-U	32.4	-29.8	0	40.97	-	-	-	-	68.2	-27.23	124	102	V
10.161	33.05	PK-U	37.4	-20	0	50.45	-	-	-	-	68.2	-17.75	319	106	V

* - indicates frequency in CFR47 Pt 15 / IC RSS-Restricted Band
PK-U - U-NII: Maximum Peak
ADR - U-NII AD primary method, RMS average

UL VERIFICATION SERVICES INC.
47173 Benicia Street, Fremont, CA 94538; USA TEL:(510) 771-1000 FAX:(510) 661-0888
This report shall not be reproduced except in full, without the written approval of UL Verification Services Inc.

9.1.1.8. TX ABOVE 1 GHz 802.11n HT20 MODE IN THE 5.8 GHz BAND

BANDEDGE (LOW CHANNEL)

HORIZONTAL RESULT

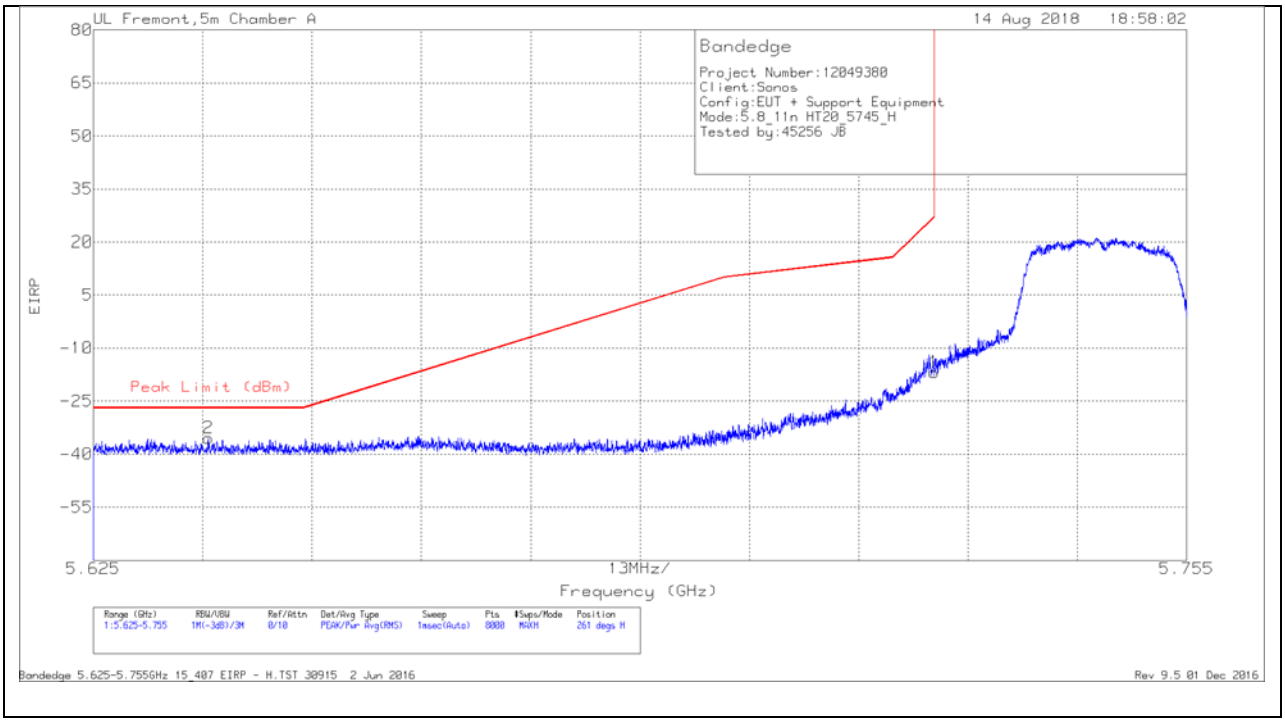

Trace Markers

Marker	Frequency (GHz)	Meter Reading (dBm)	Det	AF T862 (dB/m)	Amp/Cbl/Fltr/Pad (dB)	Conversion Factor (dB)	DC Corr (dB)	Corrected Reading EIRP	Peak Limit (dBm)	PK Margin (dB)	Azimuth (Degs)	Height (cm)	Polarity
2	5.639	-64.3	Pk	35.1	-18	11.8	0	-35.4	-27	-8.4	261	191	H
1	5.725	-45.69	Pk	35	-17.9	11.8	0	-16.79	27	-43.79	261	191	H

Pk - Peak detector

UL VERIFICATION SERVICES INC.
47173 Benicia Street, Fremont, CA 94538; USA TEL:(510) 771-1000 FAX:(510) 661-0888
This report shall not be reproduced except in full, without the written approval of UL Verification Services Inc.

VERTICAL RESULT

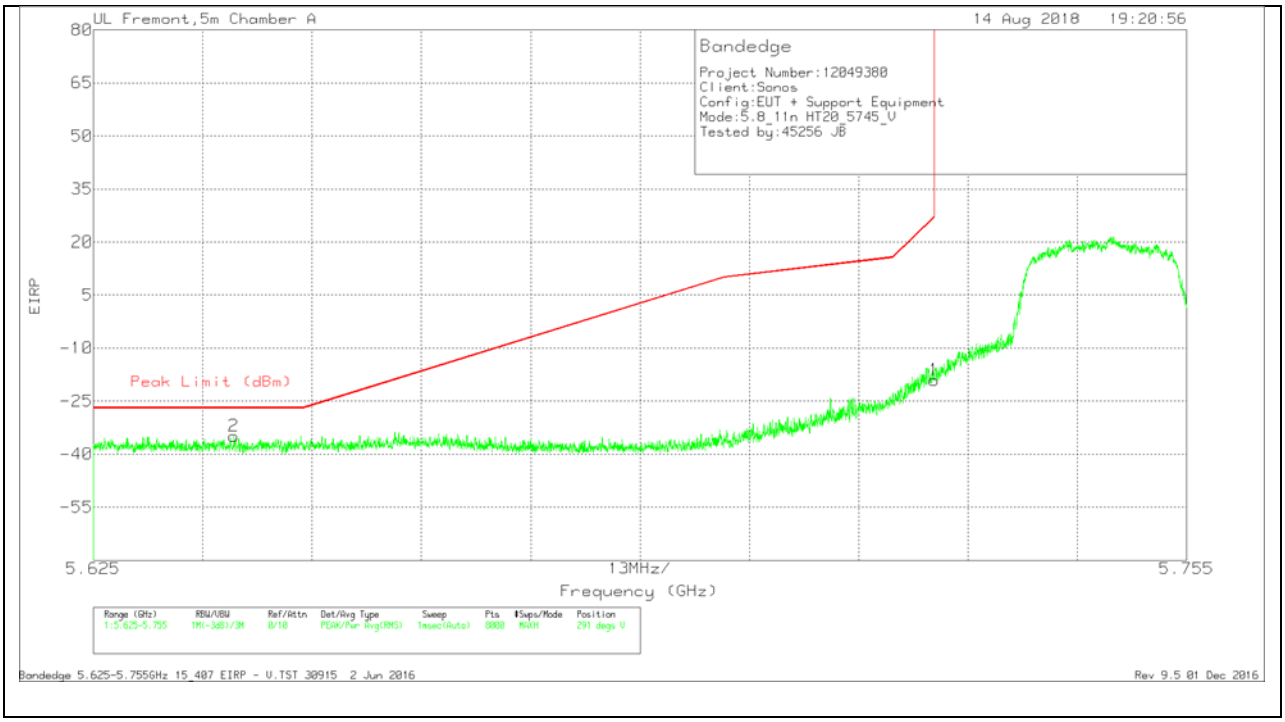

Trace Markers

Marker	Frequency (GHz)	Meter Reading (dBm)	Det	AF T862 (dB/m)	Amp/Cbl/Fltr/Pad (dB)	Conversion Factor (dB)	DC Corr (dB)	Corrected Reading EIRP	Peak Limit (dBm)	PK Margin (dB)	Azimuth (Degs)	Height (cm)	Polarity
2	5.642	-63.83	Pk	35.1	-18	11.8	0	-34.93	-27	-7.93	291	166	V
1	5.725	-48.04	Pk	35	-17.9	11.8	0	-19.14	27	-46.14	291	166	V

Pk - Peak detector

UL VERIFICATION SERVICES INC.
47173 Benicia Street, Fremont, CA 94538; USA TEL:(510) 771-1000 FAX:(510) 661-0888
This report shall not be reproduced except in full, without the written approval of UL Verification Services Inc.

BANDEDGE (HIGH CHANNEL)

HORIZONTAL RESULT

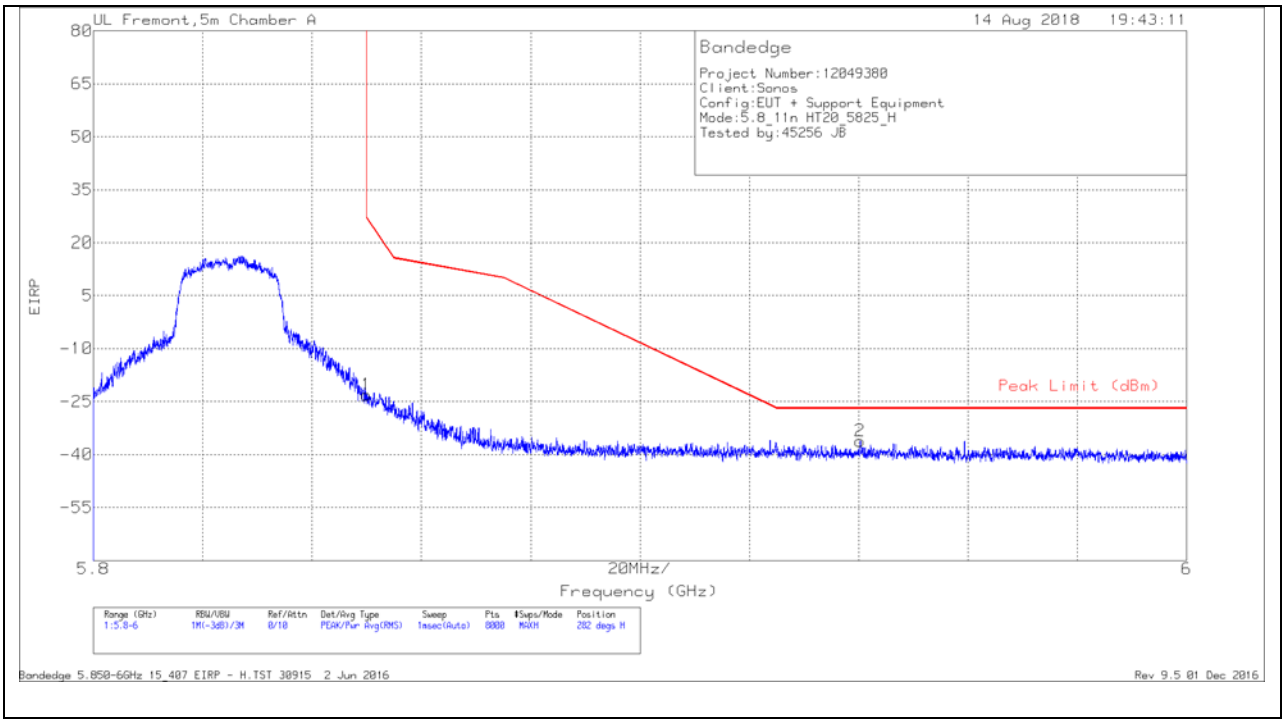

Trace Markers

Marker	Frequency (GHz)	Meter Reading (dBm)	Det	AF T862 (dB/m)	Amp/Cbl/Fltr/Pad (dB)	Conversion Factor (dB)	DC Corr (dB)	Corrected Reading EIRP	Peak Limit (dBm)	PK Margin (dB)	Azimuth (Degs)	Height (cm)	Polarity
1	5.85	-52.16	Pk	35.1	-17.8	11.8	0	-23.06	26.99	-50.05	282	150	H
2	5.94	-65.72	Pk	35.3	-17.5	11.8	0	-36.12	-27	-9.12	282	150	H

Pk - Peak detector

UL VERIFICATION SERVICES INC.
47173 Benicia Street, Fremont, CA 94538; USA TEL:(510) 771-1000 FAX:(510) 661-0888
This report shall not be reproduced except in full, without the written approval of UL Verification Services Inc.

VERTICAL RESULT

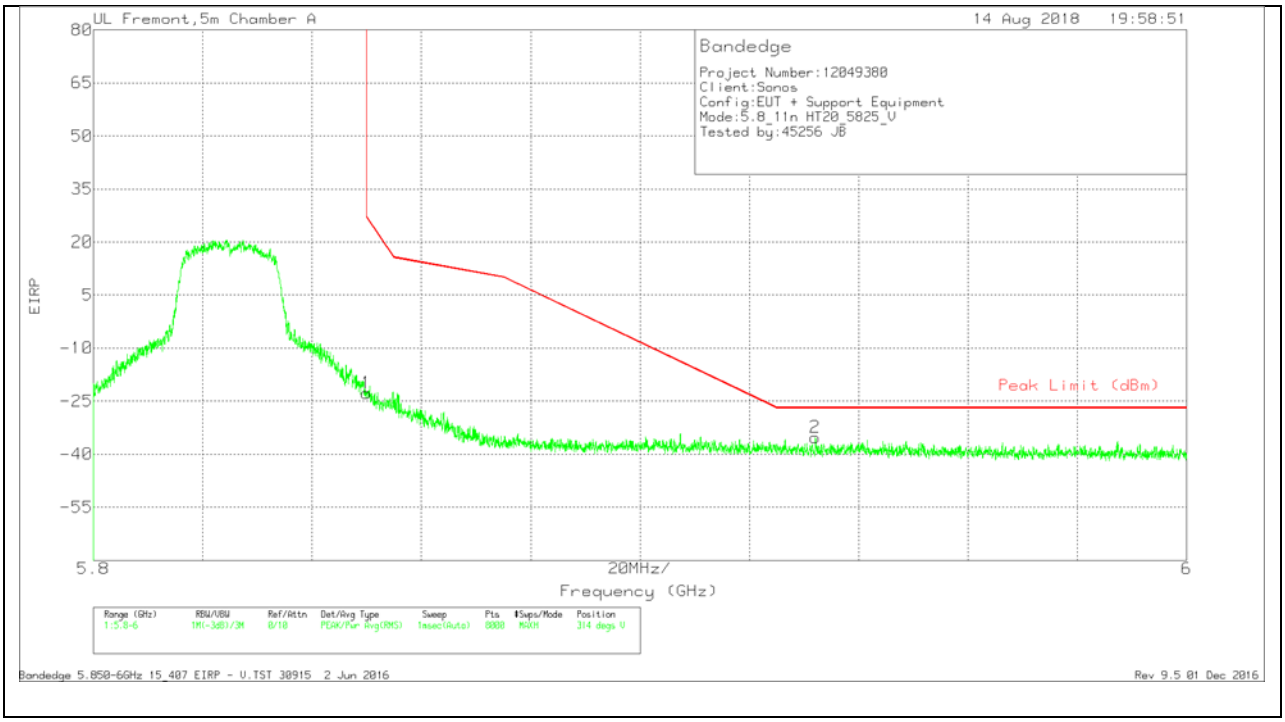

Trace Markers

Marker	Frequency (GHz)	Meter Reading (dBm)	Det	AF T862 (dB/m)	Amp/Cbl/Fltr/Pad (dB)	Conversion Factor (dB)	DC Corr (dB)	Corrected Reading EIRP	Peak Limit (dBm)	PK Margin (dB)	Azimuth (Degs)	Height (cm)	Polarity
1	5.85	-51.81	Pk	35.1	-17.8	11.8	0	-22.71	26.99	-49.7	314	141	V
2	5.932	-64.69	Pk	35.2	-17.5	11.8	0	-35.19	-27	-8.19	314	141	V

Pk - Peak detector

UL VERIFICATION SERVICES INC.
47173 Benicia Street, Fremont, CA 94538; USA TEL:(510) 771-1000 FAX:(510) 661-0888
This report shall not be reproduced except in full, without the written approval of UL Verification Services Inc.

HARMONICS AND SPURIOUS EMISSIONS

LOW CHANNEL RESULTS

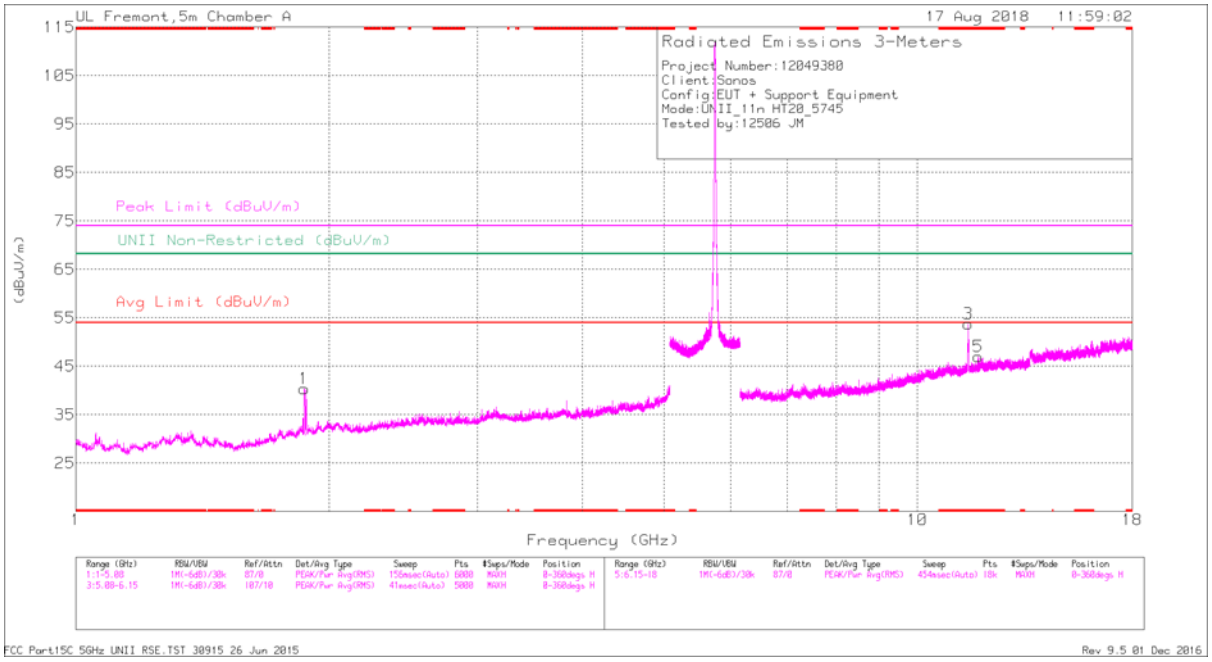

HORIZONTAL

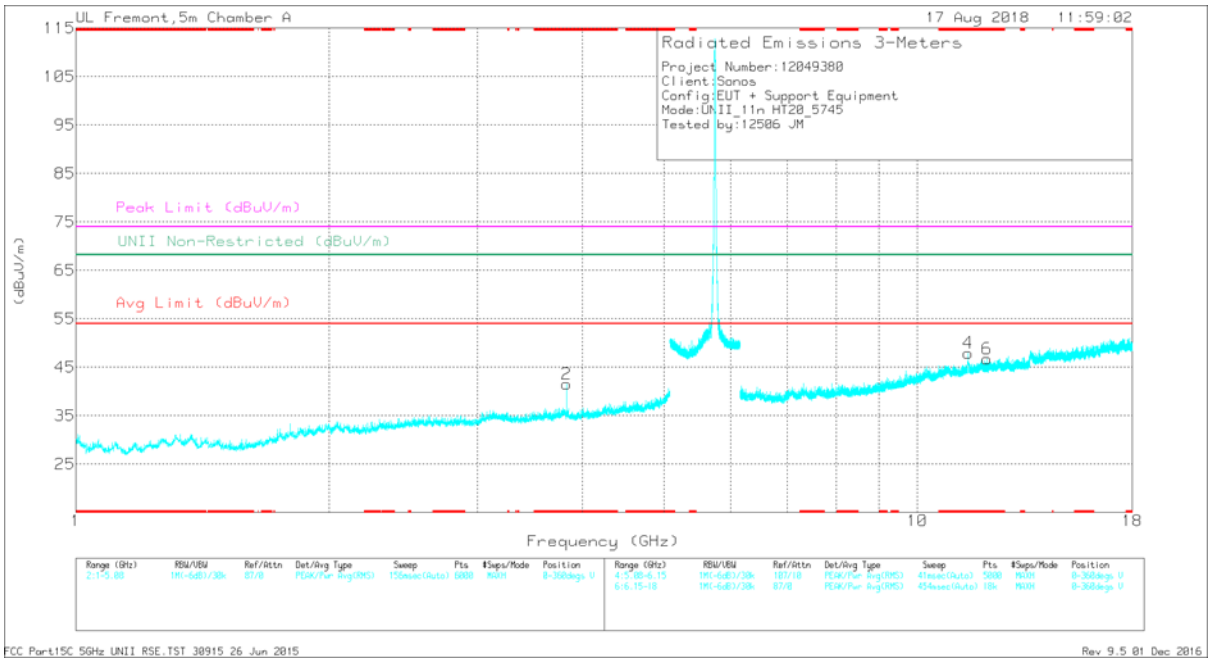

VERTICAL

UL VERIFICATION SERVICES INC.
47173 Benicia Street, Fremont, CA 94538; USA TEL:(510) 771-1000 FAX:(510) 661-0888
This report shall not be reproduced except in full, without the written approval of UL Verification Services Inc.

RADIATED EMISSIONS

Trace Markers

Marker	Frequency (GHz)	Meter Reading (dBuV)	Det	AF T862 (dB/m)	Amp/Cbl/Fltr/Pad (dB)	DC Corr (dB)	Corrected Reading (dBuV/m)	Avg Limit (dBuV/m)	Margin (dB)	Peak Limit (dBuV/m)	PK Margin (dB)	UNII Non-Restricted (dBuV/m)	PK Margin (dB)	Azimuth (Degs)	Height (cm)	Polarity
2	* 3.83	36.4	Pk	33.1	-27.9	0	41.6	-	-	74	-32.4	-	-	0-360	101	V
3	* 11.488	33.91	Pk	38.3	-18.5	0	53.71	-	-	74	-20.29	-	-	0-360	199	H
5	* 11.817	26.99	Pk	38.8	-18.8	0	46.99	-	-	74	-27.01	-	-	0-360	101	H
4	* 11.489	28.17	Pk	38.3	-18.5	0	47.97	-	-	74	-26.03	-	-	0-360	200	V
6	* 12.097	26.49	Pk	38.9	-18.7	0	46.69	-	-	74	-27.31	-	-	0-360	101	V
1	1.868	40.91	Pk	31	-31.5	0	40.41	-	-	-	-	68.2	-27.79	0-360	100	H

* - indicates frequency in CFR47 Pt 15 / IC RSS-Restricted Band
Pk - Peak detector

Radiated Emissions

Frequency (GHz)	Meter Reading (dBuV)	Det	AF T862 (dB/m)	Amp/Cbl/Fltr/Pad (dB)	DC Corr (dB)	Corrected Reading (dBuV/m)	Avg Limit (dBuV/m)	Margin (dB)	Peak Limit (dBuV/m)	PK Margin (dB)	UNII Non-Restricted (dBuV/m)	PK Margin (dB)	Azimuth (Degs)	Height (cm)	Polarity
* 3.83	41.26	PK-U	33.1	-27.9	0	46.46	-	-	74	-27.54	-	-	315	101	V
* 3.83	35.83	ADR	33.1	-27.9	.46	41.49	54	-12.51	-	-	-	-	315	101	V
* 11.488	38.96	PK-U	38.3	-18.5	0	58.76	-	-	74	-15.24	-	-	264	189	H
* 11.489	26.88	ADR	38.3	-18.5	.46	47.14	54	-6.86	-	-	-	-	264	189	H
* 11.815	31.74	PK-U	38.8	-18.9	0	51.64	-	-	74	-22.36	-	-	172	135	H
* 11.817	20.14	ADR	38.8	-18.9	.46	40.5	54	-13.5	-	-	-	-	172	135	H
* 11.489	34.52	PK-U	38.3	-18.5	0	54.32	-	-	74	-19.68	-	-	345	163	V
* 11.489	23.09	ADR	38.3	-18.5	.46	43.35	54	-10.65	-	-	-	-	345	163	V
* 12.097	32.09	PK-U	38.9	-18.7	0	52.29	-	-	74	-21.71	-	-	39	151	V
* 12.097	19.91	ADR	38.9	-18.7	.46	40.57	54	-13.43	-	-	-	-	39	151	V
1.87	39.03	PK-U	31	-31.5	0	38.53	-	-	-	-	68.2	-29.67	255	125	H

* - indicates frequency in CFR47 Pt 15 / IC RSS-Restricted Band
PK-U - U-NII: Maximum Peak
ADR - U-NII AD primary method, RMS average

UL VERIFICATION SERVICES INC.
47173 Benicia Street, Fremont, CA 94538; USA TEL:(510) 771-1000 FAX:(510) 661-0888
This report shall not be reproduced except in full, without the written approval of UL Verification Services Inc.

MID CHANNEL RESULTS

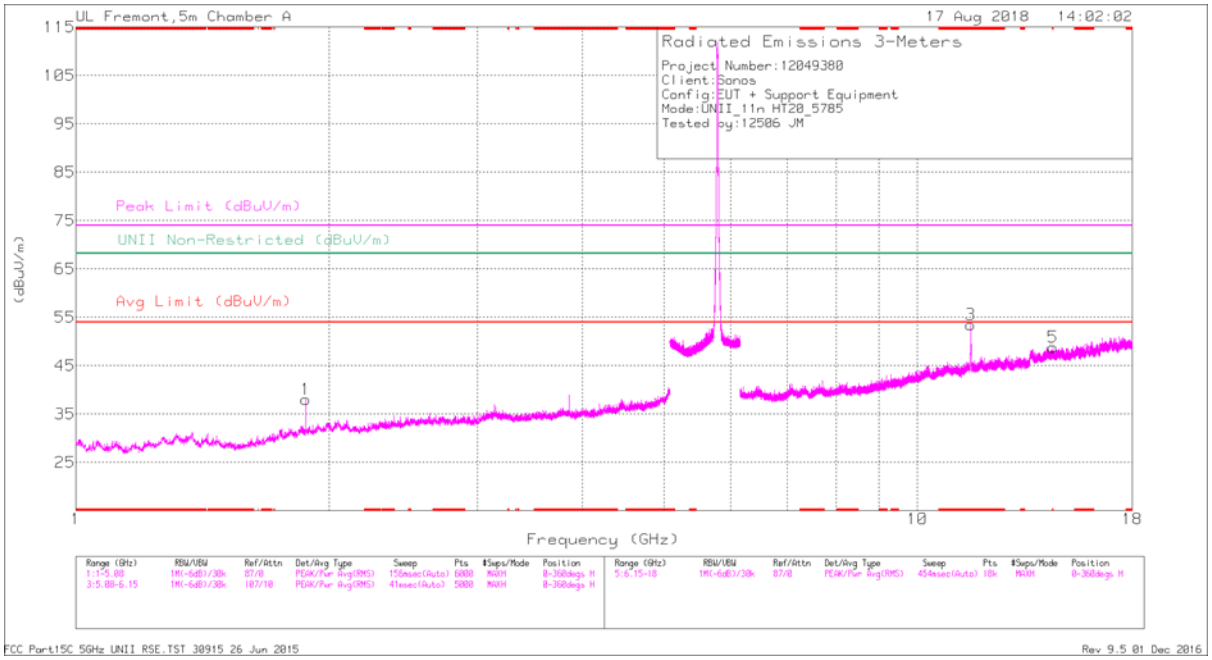

HORIZONTAL

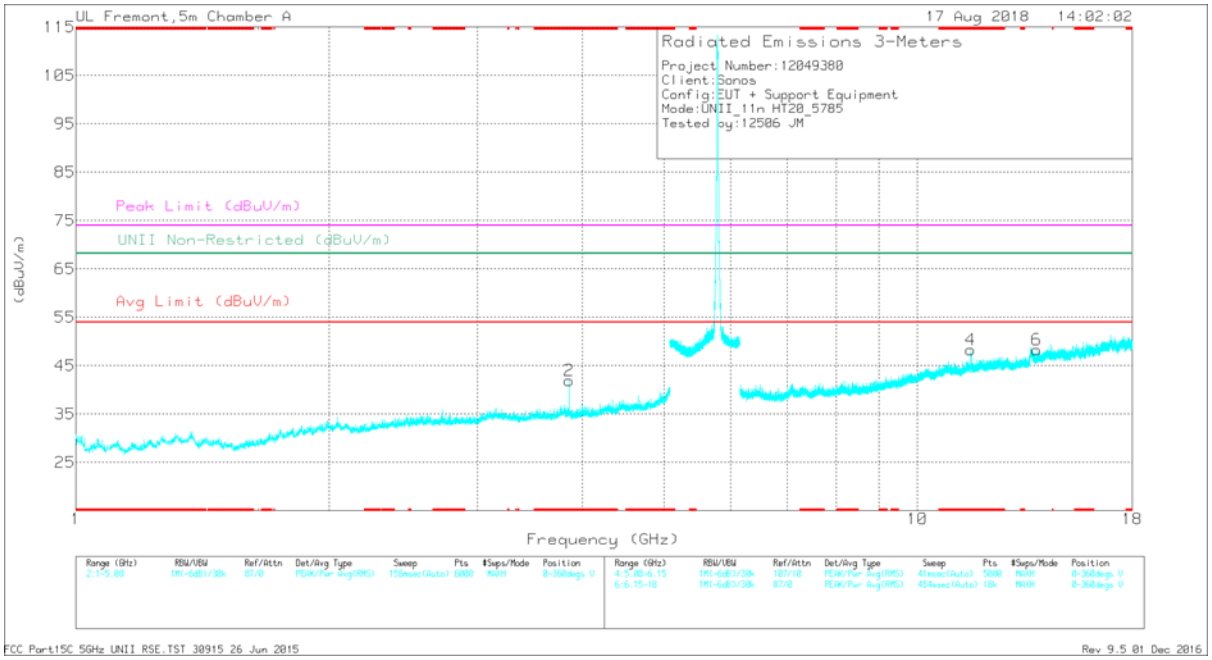

VERTICAL

UL VERIFICATION SERVICES INC.
47173 Benicia Street, Fremont, CA 94538; USA TEL:(510) 771-1000 FAX:(510) 661-0888
This report shall not be reproduced except in full, without the written approval of UL Verification Services Inc.

RADIATED EMISSIONS

Trace Markers

Marker	Frequency (GHz)	Meter Reading (dBuV)	Det	AF T862 (dB/m)	Amp/Cbl/Fltr/Pad (dB)	DC Corr (dB)	Corrected Reading (dBuV/m)	Avg Limit (dBuV/m)	Margin (dB)	Peak Limit (dBuV/m)	PK Margin (dB)	UNII Non-Restricted (dBuV/m)	PK Margin (dB)	Azimuth (Degs)	Height (cm)	Polarity
2	* 3.857	37.18	Pk	33	-28.2	0	41.98	-	-	74	-32.02	-	-	0-360	101	V
3	* 11.57	34.13	Pk	38.4	-19	0	53.53	-	-	74	-20.47	-	-	0-360	199	H
5	* 14.482	27.36	Pk	39.8	-18.4	0	48.76	-	-	74	-25.24	-	-	0-360	199	H
4	* 11.569	28.88	Pk	38.4	-19	0	48.28	-	-	74	-25.72	-	-	0-360	101	V
1	1.876	38.56	Pk	31	-31.5	0	38.06	-	-	-	-	68.2	-30.14	0-360	199	H
6	13.864	27.56	Pk	39.4	-18.7	0	48.26	-	-	-	-	68.2	-19.94	0-360	101	V

* - indicates frequency in CFR47 Pt 15 / IC RSS-Restricted Band
Pk - Peak detector

Radiated Emissions

Frequency (GHz)	Meter Reading (dBuV)	Det	AF T862 (dB/m)	Amp/Cbl/Fltr/Pad (dB)	DC Corr (dB)	Corrected Reading (dBuV/m)	Avg Limit (dBuV/m)	Margin (dB)	Peak Limit (dBuV/m)	PK Margin (dB)	UNII Non-Restricted (dBuV/m)	PK Margin (dB)	Azimuth (Degs)	Height (cm)	Polarity
* 3.857	42.36	PK-U	33	-28.2	0	47.16	-	-	74	-26.84	-	-	313	109	V
* 3.857	37.06	ADR	33	-28.2	.46	42.32	54	-11.68	-	-	-	-	313	109	V
* 11.568	38.95	PK-U	38.4	-19	0	58.35	-	-	74	-15.65	-	-	262	187	H
* 11.569	27.54	ADR	38.4	-19	.46	47.4	54	-6.6	-	-	-	-	262	187	H
* 14.481	32.05	PK-U	39.8	-18.3	0	53.55	-	-	74	-20.45	-	-	357	158	H
* 14.481	21.08	ADR	39.8	-18.3	.46	43.04	54	-10.96	-	-	-	-	357	158	H
* 11.569	36.65	PK-U	38.4	-19	0	56.05	-	-	74	-17.95	-	-	308	103	V
* 11.569	24.74	ADR	38.4	-19	.46	44.6	54	-9.4	-	-	-	-	308	103	V
1.876	39.31	PK-U	31	-31.5	0	38.81	-	-	-	-	68.2	-29.39	93	101	H
13.865	32.65	PK-U	39.4	-18.7	0	53.35	-	-	-	-	68.2	-14.85	98	167	V

* - indicates frequency in CFR47 Pt 15 / IC RSS-Restricted Band
PK-U - U-NII: Maximum Peak
ADR - U-NII AD primary method, RMS average

UL VERIFICATION SERVICES INC.
47173 Benicia Street, Fremont, CA 94538; USA TEL:(510) 771-1000 FAX:(510) 661-0888
This report shall not be reproduced except in full, without the written approval of UL Verification Services Inc.

HIGH CHANNEL RESULTS

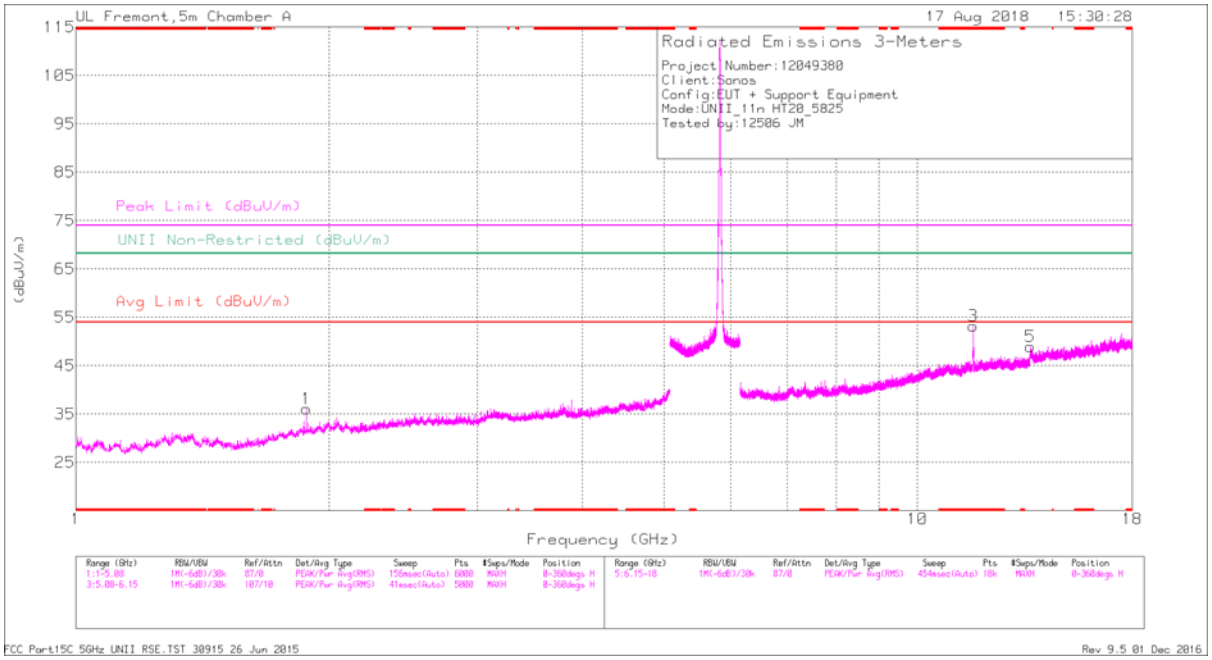

HORIZONTAL

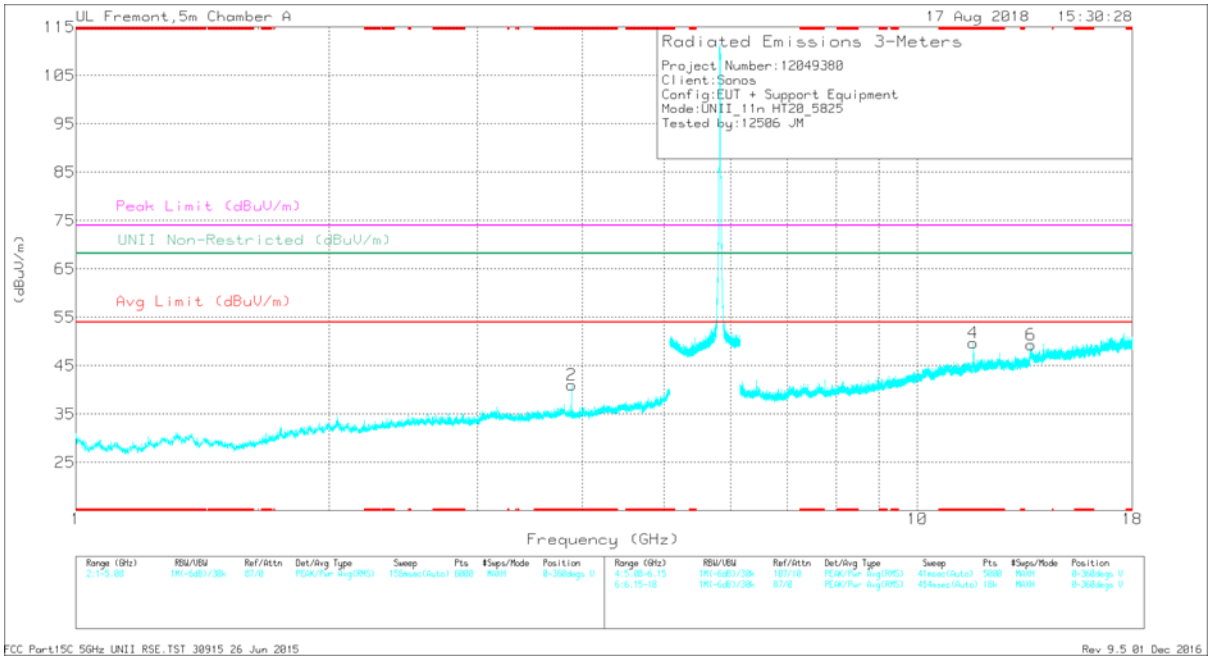

VERTICAL

UL VERIFICATION SERVICES INC.
47173 Benicia Street, Fremont, CA 94538; USA TEL:(510) 771-1000 FAX:(510) 661-0888
This report shall not be reproduced except in full, without the written approval of UL Verification Services Inc.

RADIATED EMISSIONS

Trace Markers

Marker	Frequency (GHz)	Meter Reading (dBuV)	Det	AF T862 (dB/m)	Amp/Cbl/Fltr/Pad (dB)	DC Corr (dB)	Corrected Reading (dBuV/m)	Avg Limit (dBuV/m)	Margin (dB)	Peak Limit (dBuV/m)	PK Margin (dB)	UNII Non-Restricted (dBuV/m)	PK Margin (dB)	Azimuth (Degs)	Height (cm)	Polarity
2	* 3.883	36.4	Pk	33.1	-28.5	0	41	-	-	74	-33	-	-	0-360	101	V
3	* 11.647	33.29	Pk	38.5	-18.6	0	53.19	-	-	74	-20.81	-	-	0-360	101	H
4	* 11.649	29.81	Pk	38.5	-18.6	0	49.71	-	-	74	-24.29	-	-	0-360	200	V
1	1.879	36.57	Pk	31	-31.5	0	36.07	-	-	-	-	68.2	-32.13	0-360	199	H
5	13.63	27.59	Pk	39.3	-18	0	48.89	-	-	-	-	68.2	-19.31	0-360	101	H
6	13.641	27.93	Pk	39.3	-17.9	0	49.33	-	-	-	-	68.2	-18.87	0-360	101	V

* - indicates frequency in CFR47 Pt 15 / IC RSS-Restricted Band
Pk - Peak detector

Radiated Emissions

Frequency (GHz)	Meter Reading (dBuV)	Det	AF T862 (dB/m)	Amp/Cbl/Fltr/Pad (dB)	DC Corr (dB)	Corrected Reading (dBuV/m)	Avg Limit (dBuV/m)	Margin (dB)	Peak Limit (dBuV/m)	PK Margin (dB)	UNII Non-Restricted (dBuV/m)	PK Margin (dB)	Azimuth (Degs)	Height (cm)	Polarity
* 3.883	41.51	PK-U	33.1	-28.5	0	46.11	-	-	74	-27.89	-	-	312	108	V
* 3.883	35.77	ADR	33.1	-28.5	.46	40.83	54	-13.17	-	-	-	-	312	108	V
* 11.648	40.15	PK-U	38.5	-18.6	0	60.05	-	-	74	-13.95	-	-	5	146	H
* 11.649	28.29	ADR	38.5	-18.6	.46	48.65	54	-5.35	-	-	-	-	5	146	H
* 11.65	37.19	PK-U	38.5	-18.6	0	57.09	-	-	74	-16.91	-	-	341	123	V
* 11.65	24.37	ADR	38.5	-18.6	.46	44.73	54	-9.27	-	-	-	-	341	123	V
1.88	39.21	PK-U	31	-31.4	0	38.81	-	-	-	-	68.2	-29.39	90	145	H
13.628	32.62	PK-U	39.3	-18	0	53.92	-	-	-	-	68.2	-14.28	254	155	H
13.639	32.9	PK-U	39.3	-17.9	0	54.3	-	-	-	-	68.2	-13.9	352	150	V

* - indicates frequency in CFR47 Pt 15 / IC RSS-Restricted Band
PK-U - U-NII: Maximum Peak
ADR - U-NII AD primary method, RMS average

UL VERIFICATION SERVICES INC.
47173 Benicia Street, Fremont, CA 94538; USA TEL:(510) 771-1000 FAX:(510) 661-0888
This report shall not be reproduced except in full, without the written approval of UL Verification Services Inc.

9.1.2 RADIO 1

9.1.2.1. TX ABOVE 1 GHz 802.11n HT20 MODE IN THE 5.2 GHz BAND

BANDEDGE (LOW CHANNEL)

HORIZONTAL RESULT

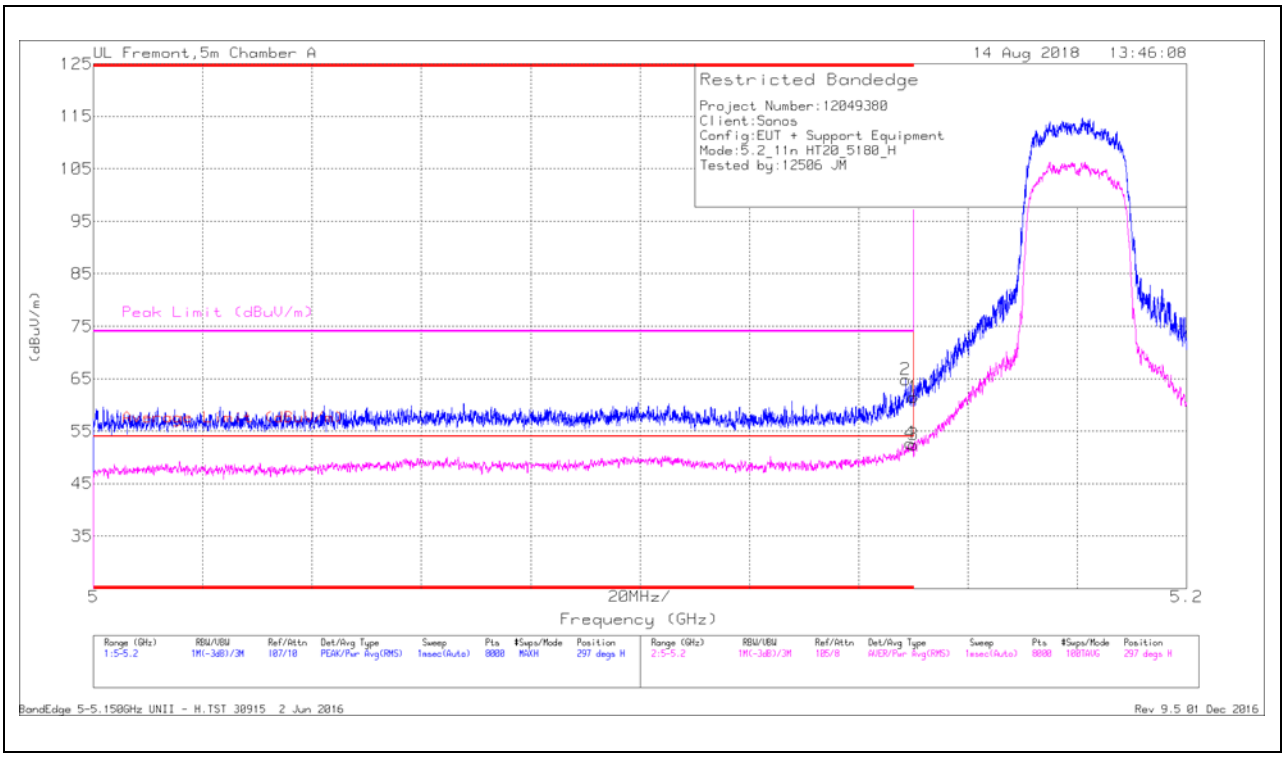

Trace Markers

Marker	Frequency (GHz)	Meter Reading (dBuV)	Det	AF T862 (dB/m)	Amp/Cbl/Fltr/Pad (dB)	DC Corr (dB)	Corrected Reading (dBuV/m)	Average Limit (dBuV/m)	Margin (dB)	Peak Limit (dBuV/m)	PK Margin (dB)	Azimuth (Degs)	Height (cm)	Polarity
2	* 5.149	48.09	Pk	34.4	-17.7	0	64.79	-	-	74	-9.21	297	185	H
4	* 5.149	35.45	RMS	34.4	-17.6	.46	52.71	54	-1.29	-	-	297	185	H
1	* 5.15	44.72	Pk	34.4	-17.7	0	61.42	-	-	74	-12.58	297	185	H
3	* 5.15	35.29	RMS	34.4	-17.7	.46	52.45	54	-1.55	-	-	297	185	H

* - indicates frequency in CFR47 Pt 15 / IC RSS-Restricted Band
Pk - Peak detector
RMS - RMS detection

UL VERIFICATION SERVICES INC.
47173 Benicia Street, Fremont, CA 94538; USA TEL:(510) 771-1000 FAX:(510) 661-0888
This report shall not be reproduced except in full, without the written approval of UL Verification Services Inc.

VERTICAL RESULT

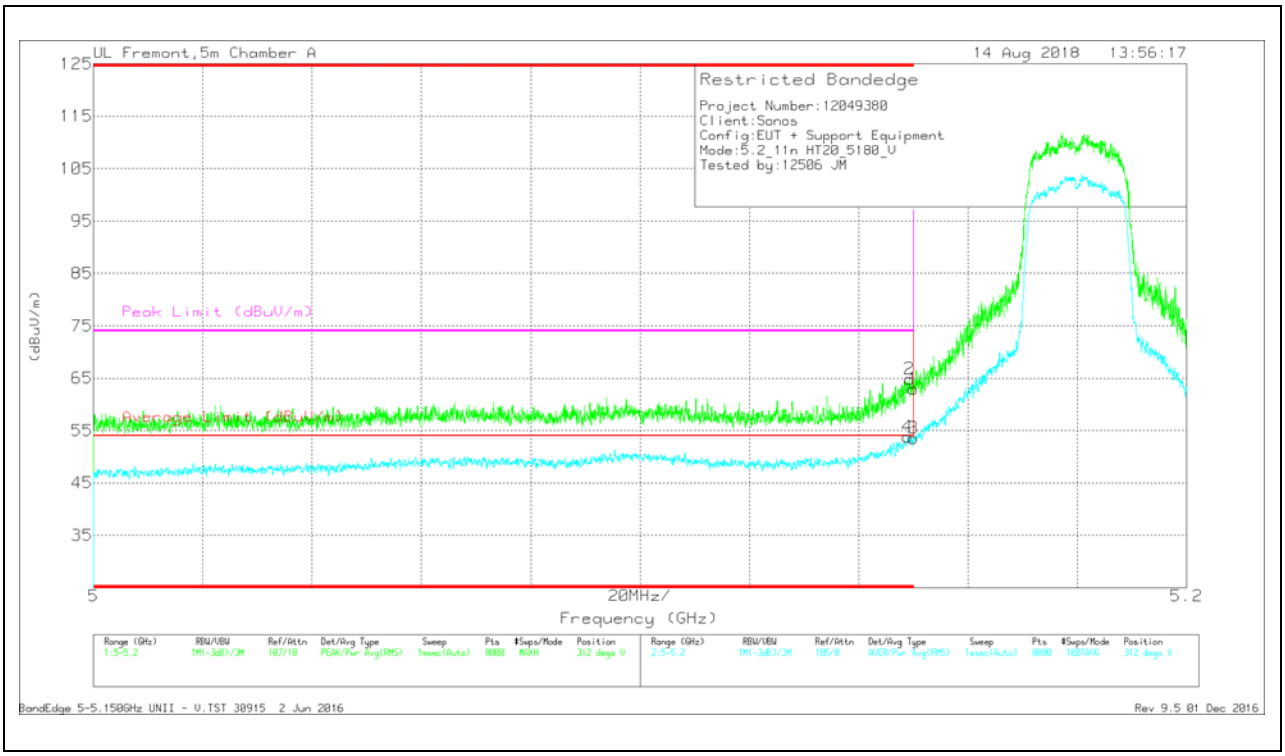

Trace Markers

Marker	Frequency (GHz)	Meter Reading (dBuV)	Det	AF T862 (dB/m)	Amp/Cbl/Fltr/Pad (dB)	DC Corr (dB)	Corrected Reading (dBuV/m)	Average Limit (dBuV/m)	Margin (dB)	Peak Limit (dBuV/m)	PK Margin (dB)	Azimuth (Degs)	Height (cm)	Polarity
2	* 5.149	48.02	Pk	34.4	-17.6	0	64.82	-	-	74	-9.18	312	201	V
4	* 5.149	36.66	RMS	34.4	-17.7	.46	53.82	54	-.18	-	-	312	201	V
1	* 5.15	46.24	Pk	34.4	-17.7	0	62.94	-	-	74	-11.06	312	201	V
3	* 5.15	36.34	RMS	34.4	-17.7	.46	53.5	54	-.5	-	-	312	201	V

* - indicates frequency in CFR47 Pt 15 / IC RSS-Restricted Band
Pk - Peak detector
RMS - RMS detection

UL VERIFICATION SERVICES INC.
47173 Benicia Street, Fremont, CA 94538; USA TEL:(510) 771-1000 FAX:(510) 661-0888
This report shall not be reproduced except in full, without the written approval of UL Verification Services Inc.

HARMONICS AND SPURIOUS EMISSIONS

LOW CHANNEL RESULTS

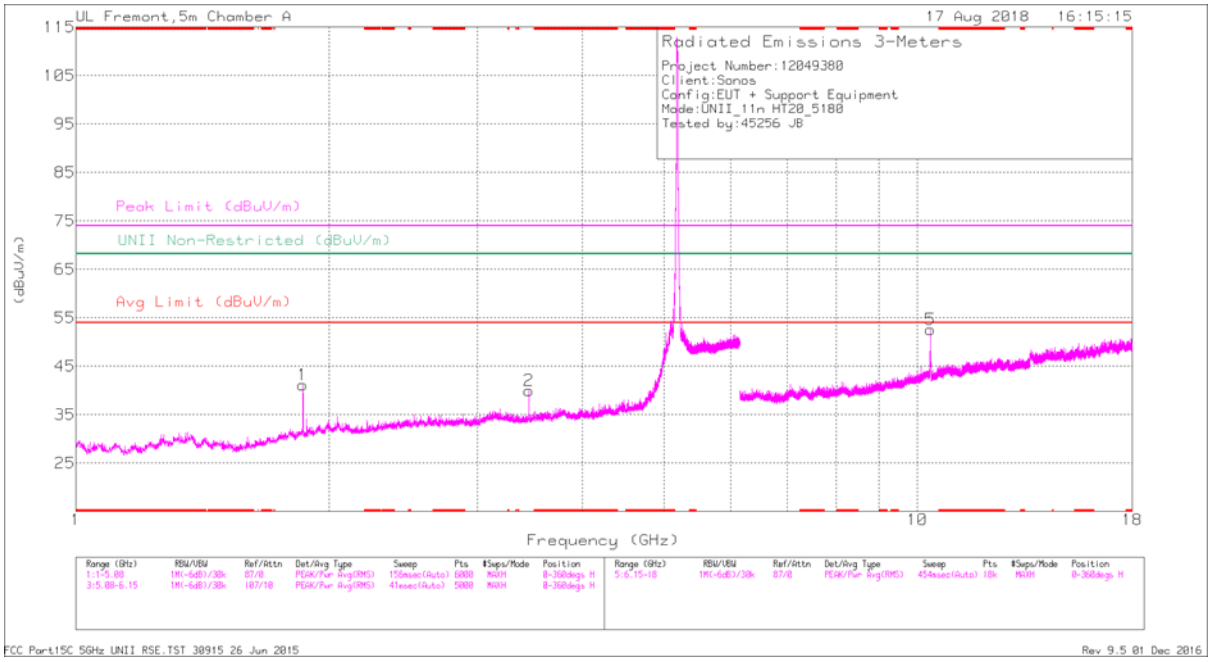

HORIZONTAL

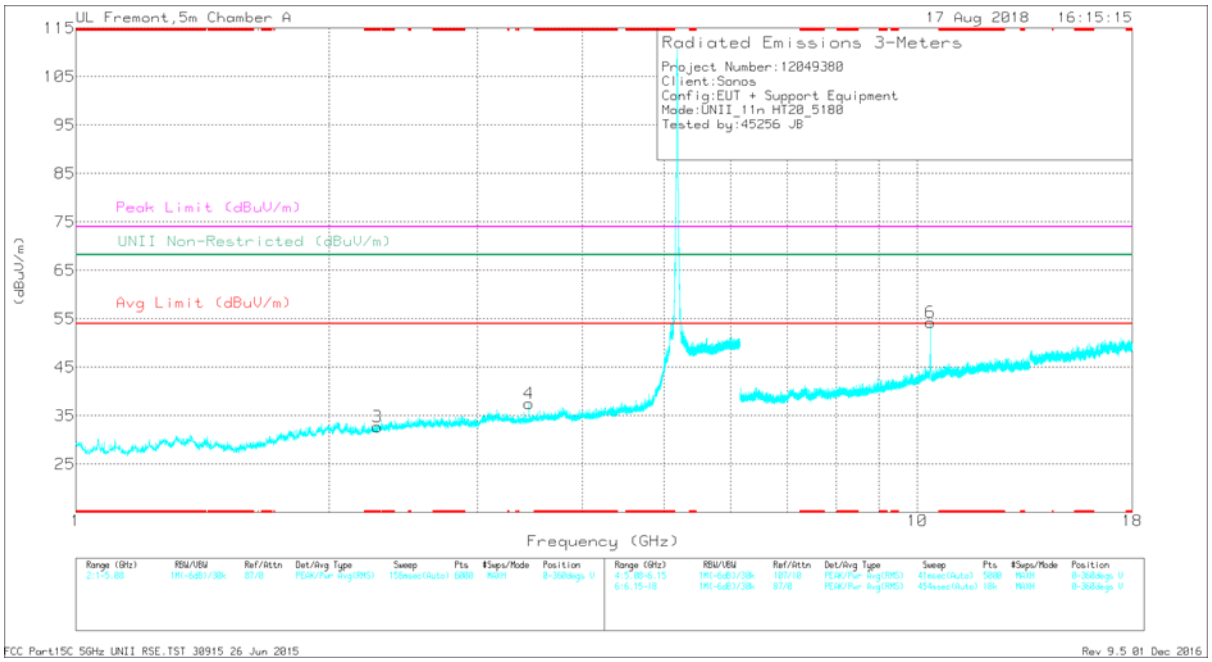

VERTICAL

UL VERIFICATION SERVICES INC.
47173 Benicia Street, Fremont, CA 94538; USA TEL:(510) 771-1000 FAX:(510) 661-0888
This report shall not be reproduced except in full, without the written approval of UL Verification Services Inc.

Trace Markers

Marker	Frequency (GHz)	Meter Reading (dBuV)	Det	AF T862 (dB/m)	Amp/Cbl/Fltr/Pad (dB)	DC Corr (dB)	Corrected Reading (dBuV/m)	Avg Limit (dBuV/m)	Margin (dB)	Peak Limit (dBuV/m)	PK Margin (dB)	UNII Non-Restricted (dBuV/m)	PK Margin (dB)	Azimuth (Degs)	Height (cm)	Polarity
3	* 2.283	31.75	Pk	31.5	-30.5	0	32.75	-	-	74	-41.25	-	-	0-360	101	V
1	1.861	41.77	Pk	30.9	-31.5	0	41.17	-	-	-	-	68.2	-27.03	0-360	101	H
2	3.453	35.93	Pk	32.7	-28.7	0	39.93	-	-	-	-	68.2	-28.27	0-360	199	H
4	3.453	33.58	Pk	32.7	-28.7	0	37.58	-	-	-	-	68.2	-30.62	0-360	101	V
5	10.36	34.56	Pk	37.5	-19.5	0	52.56	-	-	-	-	68.2	-15.64	0-360	101	H
6	10.36	36.28	Pk	37.5	-19.5	0	54.28	-	-	-	-	68.2	-13.92	0-360	101	V

* - indicates frequency in CFR47 Pt 15 / IC RSS-Restricted Band
Pk - Peak detector

Radiated Emissions

Frequency (GHz)	Meter Reading (dBuV)	Det	AF T862 (dB/m)	Amp/Cbl/Fltr/Pad (dB)	DC Corr (dB)	Corrected Reading (dBuV/m)	Avg Limit (dBuV/m)	Margin (dB)	Peak Limit (dBuV/m)	PK Margin (dB)	UNII Non-Restricted (dBuV/m)	PK Margin (dB)	Azimuth (Degs)	Height (cm)	Polarity
* 2.283	38.7	PK-U	31.5	-30.5	0	39.7	-	-	74	-34.3	-	-	118	393	V
* 2.282	26.48	ADR	31.5	-30.5	.46	27.94	54	-26.06	-	-	-	-	118	393	V
1.861	38.96	PK-U	30.9	-31.5	0	38.36	-	-	-	-	68.2	-29.84	176	175	H
3.453	40.99	PK-U	32.7	-28.7	0	44.99	-	-	-	-	68.2	-23.21	30	238	H
3.453	41.16	PK-U	32.7	-28.7	0	45.16	-	-	-	-	68.2	-23.04	332	130	V
10.36	40.4	PK-U	37.5	-19.5	0	58.4	-	-	-	-	68.2	-9.8	37	111	H
10.36	42.41	PK-U	37.5	-19.5	0	60.41	-	-	-	-	68.2	-7.79	307	109	V

* - indicates frequency in CFR47 Pt 15 / IC RSS-Restricted Band
PK-U - U-NII: Maximum Peak
ADR - U-NII AD primary method, RMS average

UL VERIFICATION SERVICES INC.
47173 Benicia Street, Fremont, CA 94538; USA TEL:(510) 771-1000 FAX:(510) 661-0888
This report shall not be reproduced except in full, without the written approval of UL Verification Services Inc.

MID CHANNEL RESULTS

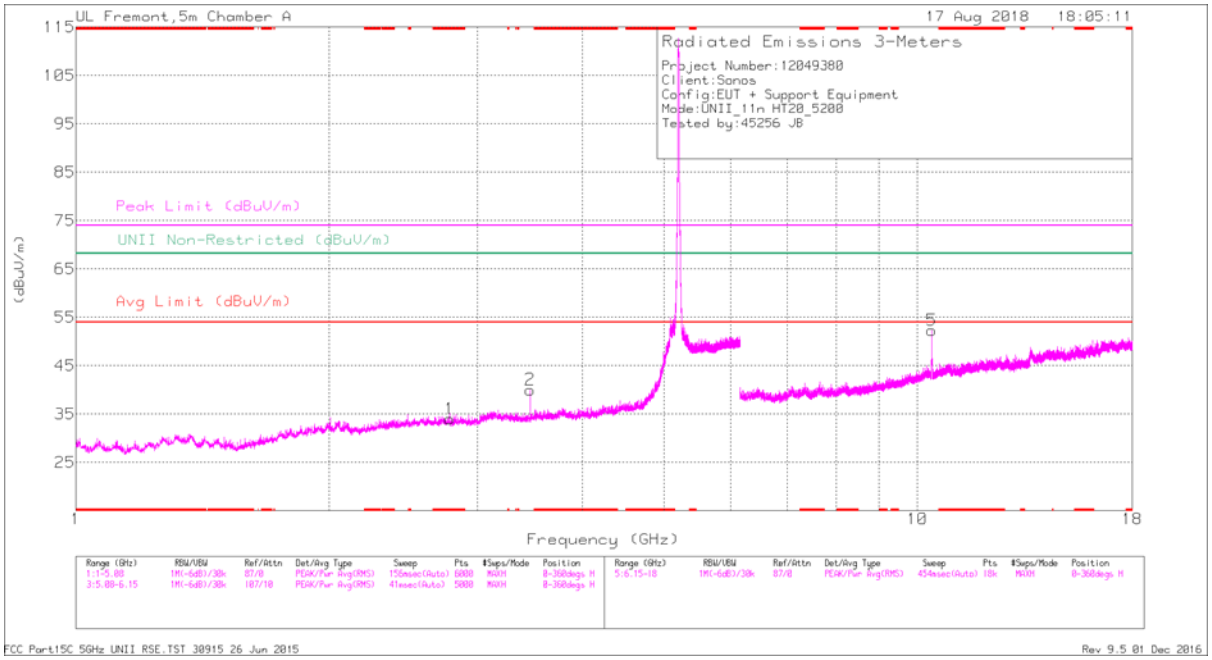

HORIZONTAL

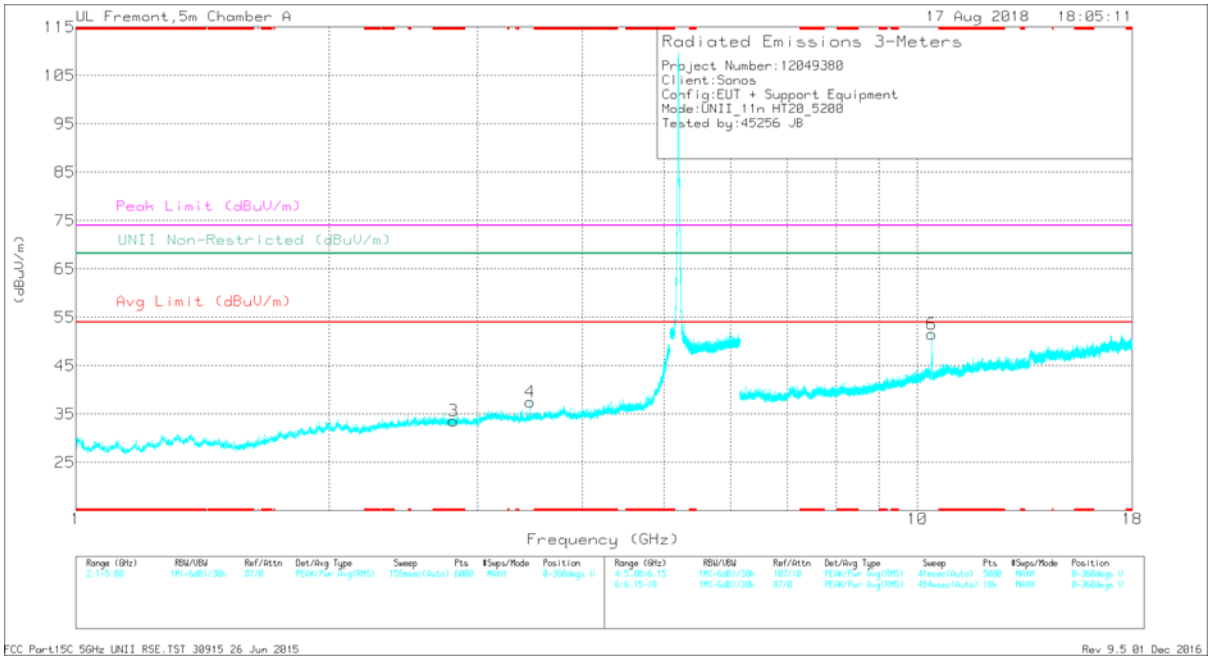

VERTICAL

UL VERIFICATION SERVICES INC.
47173 Benicia Street, Fremont, CA 94538; USA TEL:(510) 771-1000 FAX:(510) 661-0888
This report shall not be reproduced except in full, without the written approval of UL Verification Services Inc.

Trace Markers

Marker	Frequency (GHz)	Meter Reading (dBuV)	Det	AF T862 (dB/m)	Amp/Cbl/Fltr/Pad (dB)	DC Corr (dB)	Corrected Reading (dBuV/m)	Avg Limit (dBuV/m)	Margin (dB)	Peak Limit (dBuV/m)	PK Margin (dB)	UNII Non-Restricted (dBuV/m)	PK Margin (dB)	Azimuth (Degs)	Height (cm)	Polarity
1	* 2.783	31.44	Pk	32.3	-29.7	0	34.04	-	-	74	-39.96	-	-	0-360	199	H
3	* 2.809	31.07	Pk	32.2	-29.6	0	33.67	-	-	74	-40.33	-	-	0-360	200	V
2	3.467	35.85	Pk	32.7	-28.5	0	40.05	-	-	-	-	68.2	-28.15	0-360	199	H
4	3.467	33.28	Pk	32.7	-28.5	0	37.48	-	-	-	-	68.2	-30.72	0-360	101	V
5	10.4	34.38	Pk	37.6	-19.7	0	52.28	-	-	-	-	68.2	-15.92	0-360	199	H
6	10.4	33.69	Pk	37.6	-19.7	0	51.59	-	-	-	-	68.2	-16.61	0-360	101	V

* - indicates frequency in CFR47 Pt 15 / IC RSS-Restricted Band
Pk - Peak detector

Radiated Emissions

Frequency (GHz)	Meter Reading (dBuV)	Det	AF T862 (dB/m)	Amp/Cbl/Fltr/Pad (dB)	DC Corr (dB)	Corrected Reading (dBuV/m)	Avg Limit (dBuV/m)	Margin (dB)	Peak Limit (dBuV/m)	PK Margin (dB)	UNII Non-Restricted (dBuV/m)	PK Margin (dB)	Azimuth (Degs)	Height (cm)	Polarity
* 2.784	38.51	PK-U	32.3	-29.7	0	41.11	-	-	74	-32.89	-	-	321	195	H
* 2.782	26.2	ADR	32.3	-29.7	.46	29.26	54	-24.74	-	-	-	-	321	195	H
* 2.809	37.8	PK-U	32.2	-29.6	0	40.4	-	-	74	-33.6	-	-	111	298	V
* 2.809	25.89	ADR	32.2	-29.6	.46	28.95	54	-25.05	-	-	-	-	111	298	V
3.467	41.01	PK-U	32.7	-28.5	0	45.21	-	-	-	-	68.2	-22.99	322	197	H
3.467	40.72	PK-U	32.7	-28.5	0	44.92	-	-	-	-	68.2	-23.28	331	137	V
10.4	42	PK-U	37.6	-19.7	0	59.9	-	-	-	-	68.2	-8.3	263	302	H
10.4	41.42	PK-U	37.6	-19.7	0	59.32	-	-	-	-	68.2	-8.88	306	310	V

* - indicates frequency in CFR47 Pt 15 / IC RSS-Restricted Band
PK-U - U-NII: Maximum Peak
ADR - U-NII AD primary method, RMS average

UL VERIFICATION SERVICES INC.
47173 Benicia Street, Fremont, CA 94538; USA TEL:(510) 771-1000 FAX:(510) 661-0888
This report shall not be reproduced except in full, without the written approval of UL Verification Services Inc.

HIGH CHANNEL RESULTS

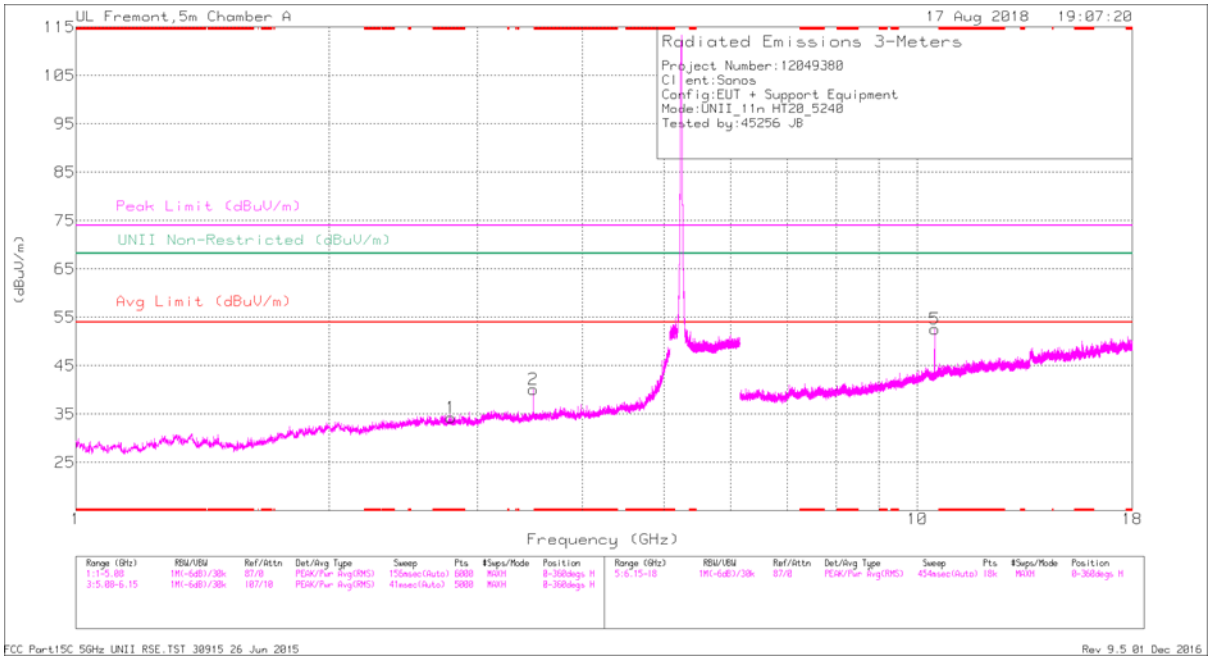

HORIZONTAL

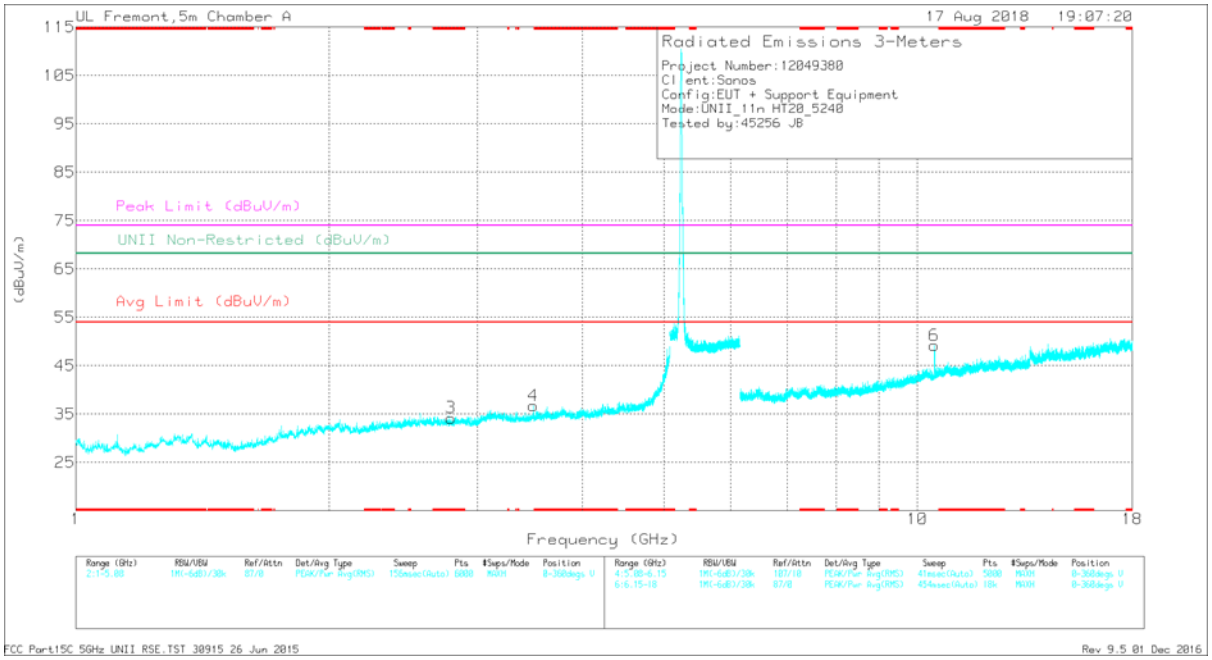

VERTICAL

UL VERIFICATION SERVICES INC.
47173 Benicia Street, Fremont, CA 94538; USA TEL:(510) 771-1000 FAX:(510) 661-0888
This report shall not be reproduced except in full, without the written approval of UL Verification Services Inc.

RADIATED EMISSIONS

Trace Markers

Marker	Frequency (GHz)	Meter Reading (dBuV)	Det	AF T862 (dB/m)	Amp/Cbl/Fltr/Pad (dB)	DC Corr (dB)	Corrected Reading (dBuV/m)	Avg Limit (dBuV/m)	Margin (dB)	Peak Limit (dBuV/m)	PK Margin (dB)	UNII Non-Restricted (dBuV/m)	PK Margin (dB)	Azimuth (Degs)	Height (cm)	Polarity
1	* 2.789	31.71	Pk	32.2	-29.6	0	34.31	-	-	74	-39.69	-	-	0-360	101	H
3	* 2.789	31.61	Pk	32.2	-29.6	0	34.21	-	-	74	-39.79	-	-	0-360	200	V
2	3.493	35.73	Pk	32.8	-28.4	0	40.13	-	-	-	-	68.2	-28.07	0-360	199	H
4	3.493	32.31	Pk	32.8	-28.4	0	36.71	-	-	-	-	68.2	-31.49	0-360	101	V
6	10.477	31.25	Pk	37.6	-19.7	0	49.15	-	-	-	-	68.2	-19.05	0-360	200	V
5	10.479	34.56	Pk	37.6	-19.6	0	52.56	-	-	-	-	68.2	-15.64	0-360	199	H

* - indicates frequency in CFR47 Pt 15 / IC RSS-Restricted Band
Pk - Peak detector

Radiated Emissions

Frequency (GHz)	Meter Reading (dBuV)	Det	AF T862 (dB/m)	Amp/Cbl/Fltr/Pad (dB)	DC Corr (dB)	Corrected Reading (dBuV/m)	Avg Limit (dBuV/m)	Margin (dB)	Peak Limit (dBuV/m)	PK Margin (dB)	UNII Non-Restricted (dBuV/m)	PK Margin (dB)	Azimuth (Degs)	Height (cm)	Polarity
* 2.789	37.92	PK-U	32.2	-29.6	0	40.52	-	-	74	-33.48	-	-	72	398	H
* 2.787	25.84	ADR	32.2	-29.6	.46	28.9	54	-25.1	-	-	-	-	72	398	H
* 2.789	38.17	PK-U	32.2	-29.6	0	40.77	-	-	74	-33.23	-	-	249	301	V
* 2.789	25.89	ADR	32.2	-29.6	.46	28.95	54	-25.05	-	-	-	-	249	301	V
3.493	41.45	PK-U	32.8	-28.4	0	45.85	-	-	-	-	68.2	-22.35	320	180	H
3.493	40.46	PK-U	32.8	-28.4	0	44.86	-	-	-	-	68.2	-23.34	330	150	V
10.478	36.71	PK-U	37.6	-19.7	0	54.61	-	-	-	-	68.2	-13.59	355	243	V
10.48	40.11	PK-U	37.6	-19.6	0	58.11	-	-	-	-	68.2	-10.09	14	189	H

* - indicates frequency in CFR47 Pt 15 / IC RSS-Restricted Band
PK-U - U-NII: Maximum Peak
ADR - U-NII AD primary method, RMS average

UL VERIFICATION SERVICES INC.
47173 Benicia Street, Fremont, CA 94538; USA TEL:(510) 771-1000 FAX:(510) 661-0888
This report shall not be reproduced except in full, without the written approval of UL Verification Services Inc.