## LOW CHANNEL

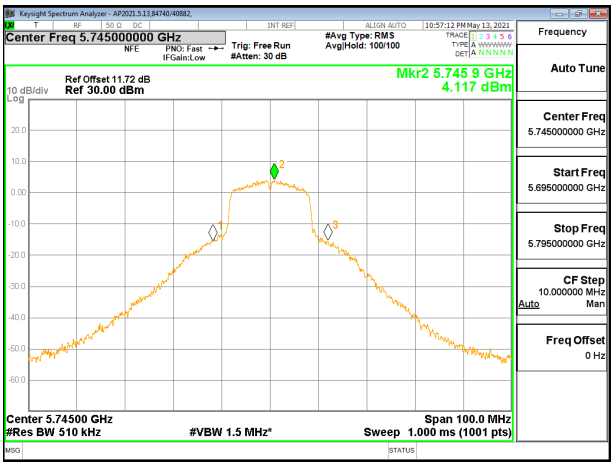


**LOW CHANNEL ANTENNA 0**

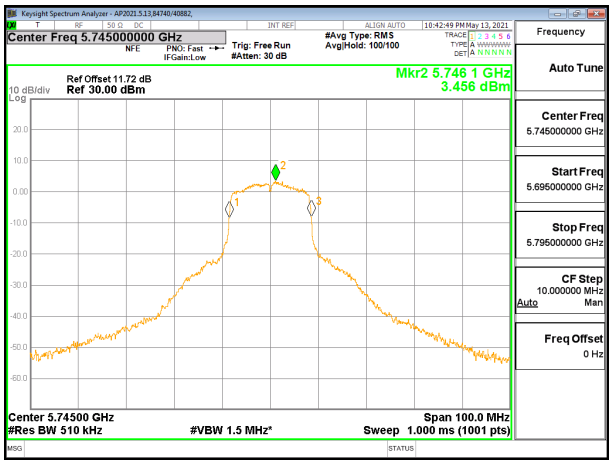


**LOW CHANNEL ANTENNA 1**

## MID CHANNEL

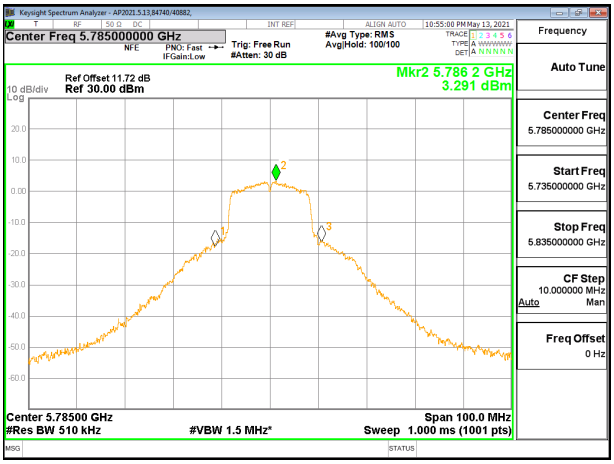


**MID CHANNEL ANTENNA 0**

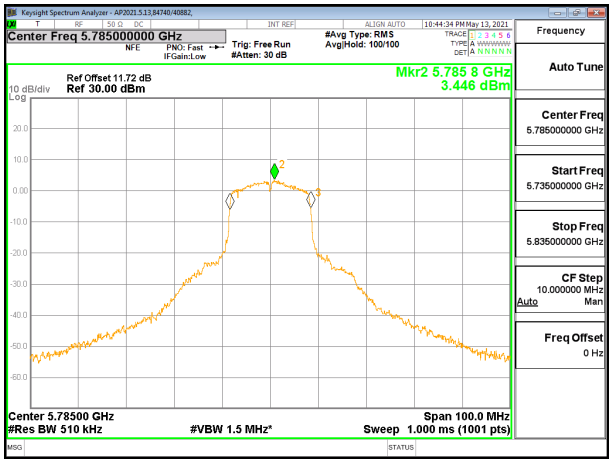


**MID CHANNEL ANTENNA 1**



UL LLC
12 Laboratory Dr., RTP, NC 27709; USA
TEL: (919) 549-1400

*This report shall not be reproduced except in full, without the written approval of UL LLC.*

## HIGH CHANNEL

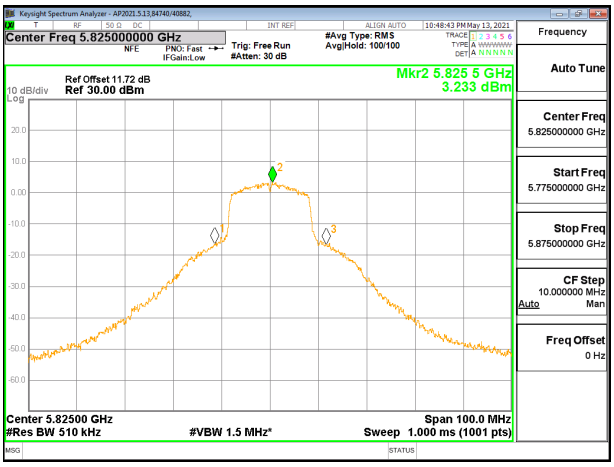


**HIGH CHANNEL ANTENNA 0**

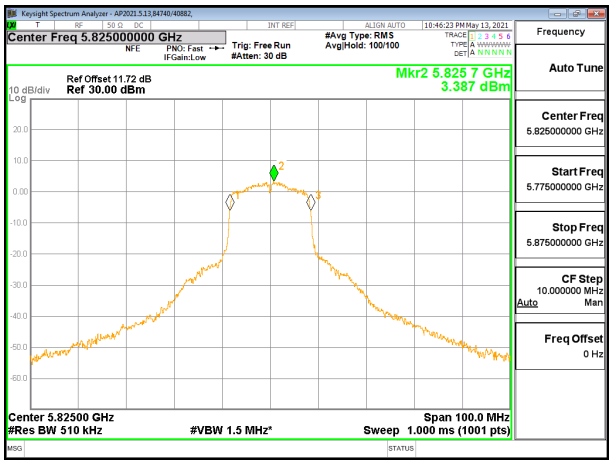


**HIGH CHANNEL ANTENNA 1**



UL LLC
12 Laboratory Dr., RTP, NC 27709; USA
TEL: (919) 549-1400

*This report shall not be reproduced except in full, without the written approval of UL LLC.*

## 9.5.8. 802.11n HT20 MODE IN THE 5.8 GHz BAND

**2TX Antenna 0 + Antenna 1 CDD MODE (FCC)**

| | |
|---|---|
| **Test Engineer:** | 84740/40882 |
| **Test Date:** | 2021-05-13 |

**Antenna Gain and Limit**

| Channel | Frequency (MHz) | Directional Gain for Power (dBi) | Directional Gain for PSD (dBm) | FCC/ISED Power Limit (dBm) | FCC/ISED PSD Limit (dBm/ 500KHz) |
|---|---|---|---|---|---|
| Low | 5745 | 4.86 | 7.87 | 30.00 | 28.13 |
| Mid | 5785 | 4.86 | 7.87 | 30.00 | 28.13 |
| High | 5825 | 4.86 | 7.87 | 30.00 | 28.13 |

| | | |
|---|---|---|
| **Duty Cycle CF (dB)** | 1.48 | **Included in Calculations of Corr'd Power & PSD** |

**Output Power Results**

| Channel | Frequency (MHz) | Antenna 0 Meas Power (dBm) | Antenna 1 Meas Power (dBm) | Total Corr'd Power (dBm) | Power Limit (dBm) | Power Margin (dB) |
|---|---|---|---|---|---|---|
| Low | 5745 | 20.64 | 18.90 | 22.87 | 30.00 | -7.13 |
| Mid | 5785 | 20.45 | 18.80 | 22.71 | 30.00 | -7.29 |
| High | 5825 | 20.42 | 18.60 | 22.61 | 30.00 | -7.39 |

**PSD Results**

| Channel | Frequency (MHz) | Antenna 0 Meas PSD (dBm/ 500KHz) | Antenna 1 Meas PSD (dBm/ 500KHz) | Total Corr'd PSD (dBm/ 500KHz) | PSD Limit (dBm/ 500KHz) | PSD Margin (dB) |
|---|---|---|---|---|---|---|
| Low | 5745 | 3.954 | 2.664 | 7.847 | 28.13 | -20.28 |
| Mid | 5785 | 3.466 | 3.207 | 7.829 | 28.13 | -20.30 |
| High | 5825 | 3.584 | 3.359 | 7.963 | 28.13 | -20.17 |


UL LLC
12 Laboratory Dr., RTP, NC 27709; USA TEL: (919) 549-1400
*This report shall not be reproduced except in full, without the written approval of UL LLC.*

## LOW CHANNEL

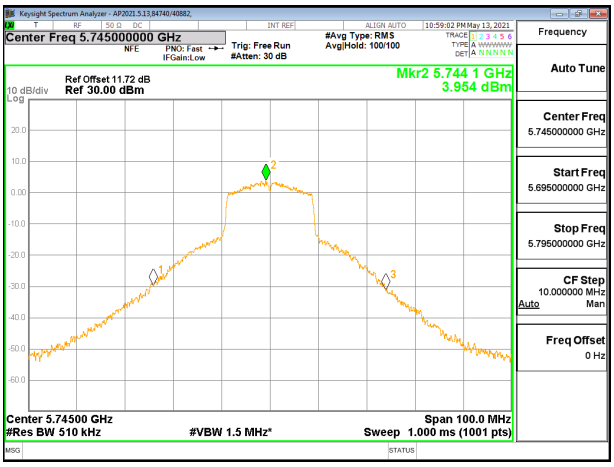


**LOW CHANNEL ANTENNA 0**

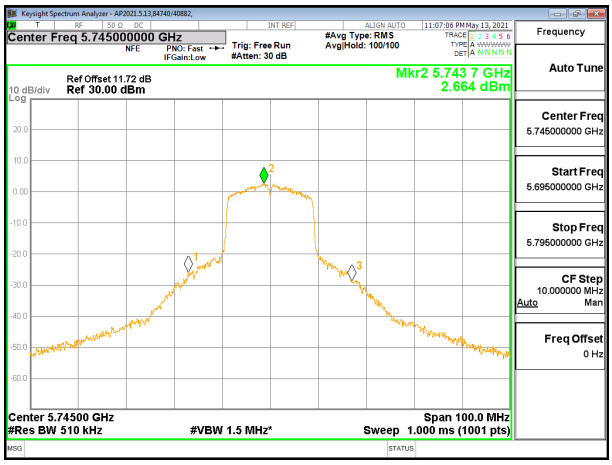


**LOW CHANNEL ANTENNA 1**

## MID CHANNEL

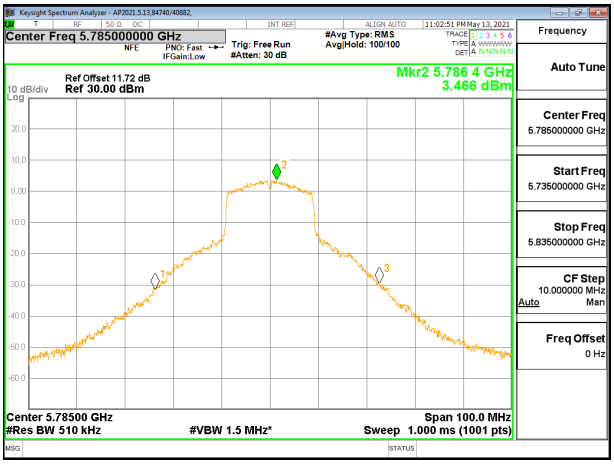


**MID CHANNEL ANTENNA 0**

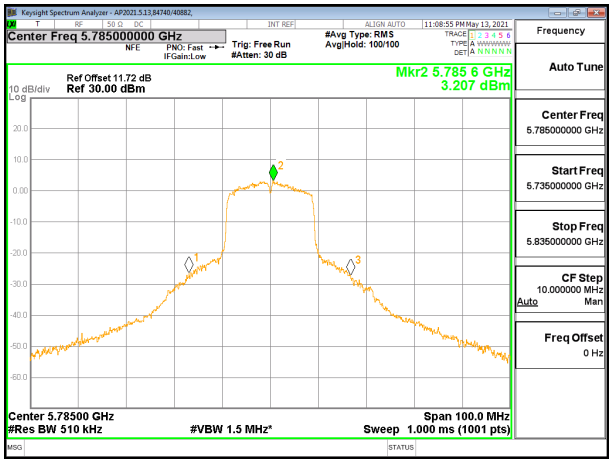


**MID CHANNEL ANTENNA 1**



UL LLC
12 Laboratory Dr., RTP, NC 27709; USA
TEL: (919) 549-1400

*This report shall not be reproduced except in full, without the written approval of UL LLC.*

## HIGH CHANNEL

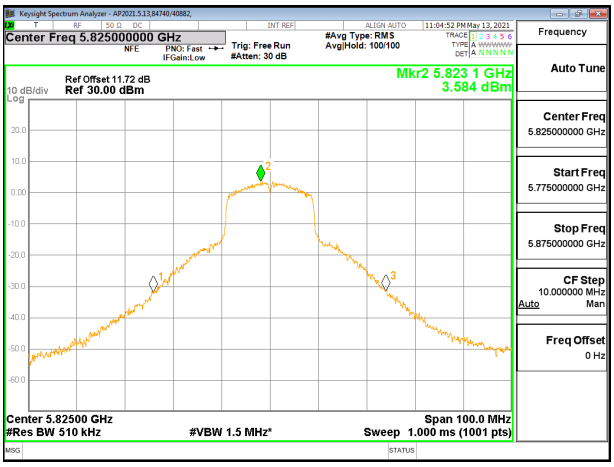


**HIGH CHANNEL ANTENNA 0**

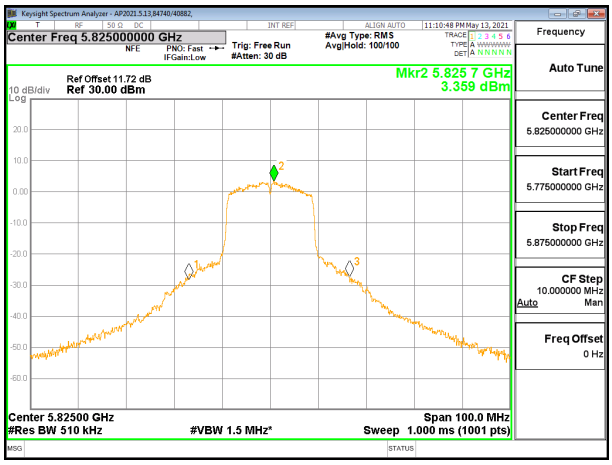


**HIGH CHANNEL ANTENNA 1**


UL LLC
12 Laboratory Dr., RTP, NC 27709; USA TEL: (919) 549-1400
*This report shall not be reproduced except in full, without the written approval of UL LLC.*

**2TX Antenna 0 + Antenna 1 SDM MODE (IC)**

| | |
|---|---|
| **Test Engineer:** | 84740/40882 |
| **Test Date:** | 2021-05-13 |

**Antenna Gain and Limit**

| Channel | Frequency (MHz) | Directional Gain For Power (dBi) | Directional Gain For PSD (dBi) | Power Limit (dBm) | PSD Limit (dBm/ 500KHz) |
|---|---|---|---|---|---|
| Low | 5745 | 4.86 | 7.87 | 30.00 | 28.13 |
| Mid | 5785 | 4.86 | 7.87 | 30.00 | 28.13 |
| High | 5825 | 4.86 | 7.87 | 30.00 | 28.13 |

| | | |
|---|---|---|
| **Duty Cycle CF (dB)** | 1.48 | **Included in Calculations of Corr'd PSD** |

**Output Power Results**

| Channel | Frequency (MHz) | Antenna 0 Meas Power (dBm) | Antenna 1 Meas Power (dBm) | Total Corr'd Power (dBm) | Power Limit (dBm) | Power Margin (dB) |
|---|---|---|---|---|---|---|
| Low | 5745 | 20.64 | 18.90 | 22.87 | 30.00 | -7.13 |
| Mid | 5785 | 20.45 | 18.80 | 22.71 | 30.00 | -7.29 |
| High | 5825 | 20.42 | 18.60 | 22.61 | 30.00 | -7.39 |

**PSD Results**

| Channel | Frequency (MHz) | Antenna 0 Meas PSD (dBm/ 500KHz) | Antenna 1 Meas PSD (dBm/ 500KHz) | Total Corr'd PSD (dBm/ 500KHz) | PSD Limit (dBm/ 500KHz) | PSD Margin (dB) |
|---|---|---|---|---|---|---|
| Low | 5745 | 3.954 | 2.664 | 7.85 | 28.13 | -20.28 |
| Mid | 5785 | 3.466 | 3.207 | 7.83 | 28.13 | -20.30 |
| High | 5825 | 3.584 | 3.359 | 7.96 | 28.13 | -20.17 |


UL LLC
12 Laboratory Dr., RTP, NC 27709; USA TEL: (919) 549-1400
*This report shall not be reproduced except in full, without the written approval of UL LLC.*

## LOW CHANNEL

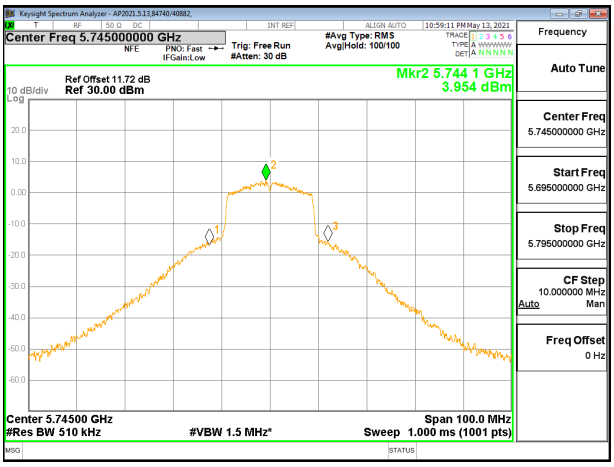


**LOW CHANNEL CHAIN 0**

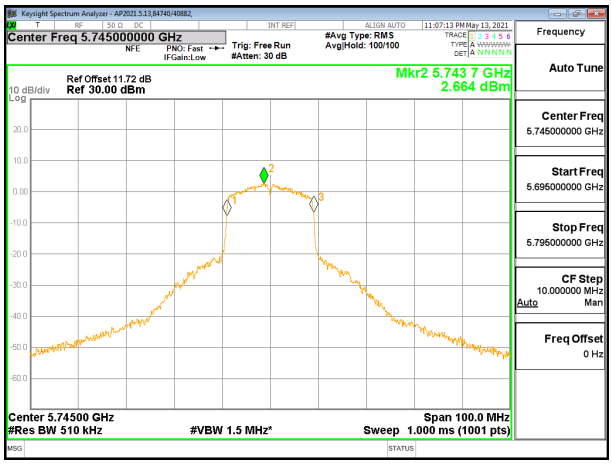


**LOW CHANNEL ANTENNA 1**

## MID CHANNEL

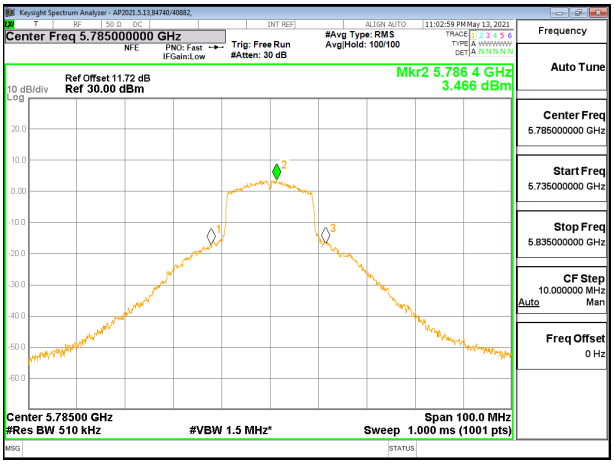


**MID CHANNEL CHAIN 0**

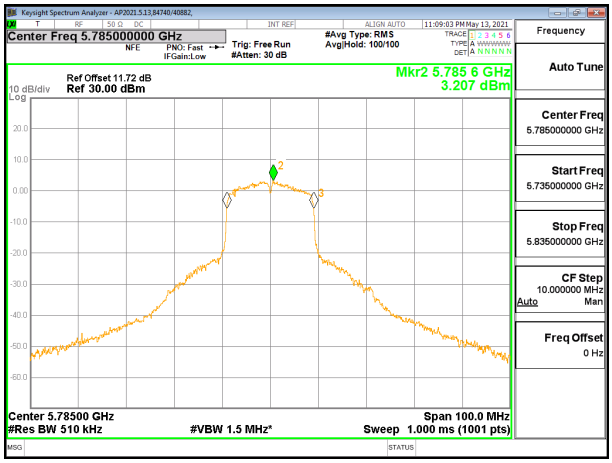


**MID CHANNEL ANTENNA 1**



UL LLC
12 Laboratory Dr., RTP, NC 27709; USA
TEL: (919) 549-1400

*This report shall not be reproduced except in full, without the written approval of UL LLC.*

## HIGH CHANNEL

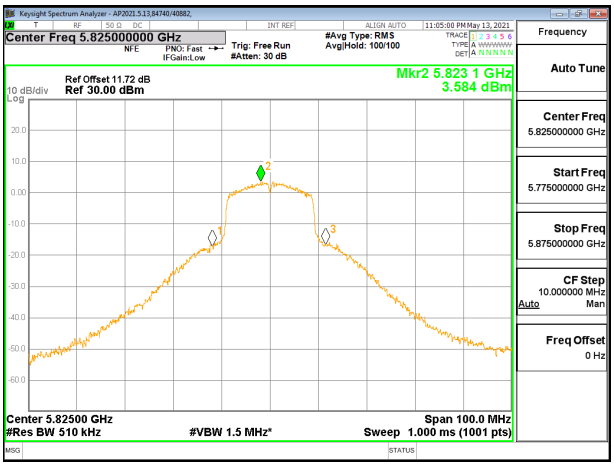


**HIGH CHANNEL CHAIN 0**

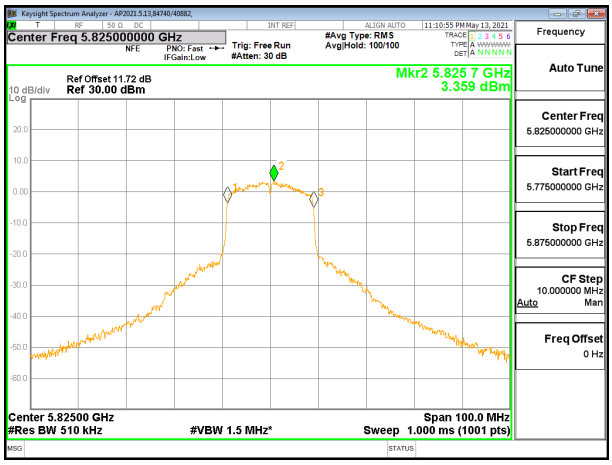


**HIGH CHANNEL ANTENNA 1**



UL LLC
12 Laboratory Dr., RTP, NC 27709; USA
TEL: (919) 549-1400

*This report shall not be reproduced except in full, without the written approval of UL LLC.*

# 10. RADIATED TEST RESULTS

**LIMITS**

FCC §15.205 and §15.209

| Frequency Range (MHz) | Field Strength Limit (uV/m) at 3 m | Field Strength Limit (dBuV/m) at 3 m |
|---|---|---|
| 0.009-0.490 | 2400/F(kHz) @ 300 m | - |
| 0.490-1.705 | 24000/F(kHz) @ 30 m | - |
| 1.705 - 30 | 30 @ 30m | - |
| 30 - 88 | 100 | 40 |
| 88 - 216 | 150 | 43.5 |
| 216 - 960 | 200 | 46 |
| Above 960 | 500 | 54 |

RSS-GEN, Section 8.9 and 8.10.

| Frequency Range (MHz) | Field Strength Limit (uA/m) at 3 m | Field Strength Limit (dBuA/m) at 3 m |
|---|---|---|
| 0.009-0.490 | 6.37/F (F in kHz) @ 300 m | - |
| 0.490-1.705 | 63.7/F (F in kHz) @ 30 m | - |
| 1.705 - 30 | 0.08 @ 30m | - |

| Frequency Range (MHz) | Field Strength Limit (uV/m) at 3 m | Field Strength Limit (dBuV/m) at 3 m |
|---|---|---|
| 30 - 88 | 100 | 40 |
| 88 - 216 | 150 | 43.5 |
| 216 - 960 | 200 | 46 |
| Above 960 | 500 | 54 |


UL LLC
12 Laboratory Dr., RTP, NC 27709; USA TEL: (919) 549-1400
*This report shall not be reproduced except in full, without the written approval of UL LLC.*

**TEST PROCEDURE**

The EUT is placed on a non-conducting table 80 cm above the ground plane for measurement below 1GHz; 1.5 m above the ground plane for measurement above 1GHz. The antenna to EUT distance is 3 meters. The EUT is configured in accordance with ANSI C63.10. The EUT is set to transmit in a continuous mode.

For measurements below 1 GHz the resolution bandwidth is set to 100 kHz for peak detection measurements or 120 kHz for quasi-peak detection measurements in the 30-1000MHz range, 9kHz for peak and/or quasi-peak detection measurements in the 0.15-30MHz range and 200Hz for peak and/or quasi-peak detection measurements in the 9 to 150kHz range. Peak detection is used unless otherwise noted as quasi-peak or average (9-90kHz and 110-490kHz).

For pre-scans above 1 GHz the resolution bandwidth is set to 1 MHz; the video bandwidth is set to 30 kHz or 3 MHz for peak measurements.

For final measurements above 1 GHz the resolution bandwidth is set to 1 MHz; the video bandwidth is set to 3 MHz for peak and average measurements. The average detection type used was voltage averaging.

The spectrum from 30 MHz to 1GHz and 18GHz to 40 GHz is investigated with the transmitter set to transmit at the channel with highest output power and PSD as worst-case scenario. 1GHz to 18GHz was set to the lowest, middle, and highest channels in the 5 GHz bands.

The frequency range of interest is monitored at a fixed antenna height and EUT azimuth. The EUT is rotated through 360 degrees to maximize emissions received. The antenna is scanned from 1 to 4 meters above the ground plane to further maximize the emission. Measurements are made with the antenna polarized in both the vertical and the horizontal positions.

3D antenna use - For below 30MHz testing, investigation was done on three antenna orientations (parallel, perpendicular, and ground-parallel).

Base on FCC 15.31 (f) (2): measurements may be performed at a distance closer than that specified in the regulations; however, an attempt should be made to avoid making measurements in the near field.

**KDB 414788 Open Field Site(OFS) and Chamber Correlation Justification**

OFS and chamber correlation testing had been performed and chamber measured test result is the worst case test result.


UL LLC
12 Laboratory Dr., RTP, NC 27709; USA TEL: (919) 549-1400
*This report shall not be reproduced except in full, without the written approval of UL LLC.*

# 10.1. TRANSMITTER ABOVE 1 GHz

## 10.1.1. TX ABOVE 1 GHz 802.11a MODE IN THE 5.2 GHz BAND

**2TX Antenna 1 + Antenna 2 CDD MODE**

## BANDEDGE (LOW CHANNEL)

### HORIZONTAL RESULT

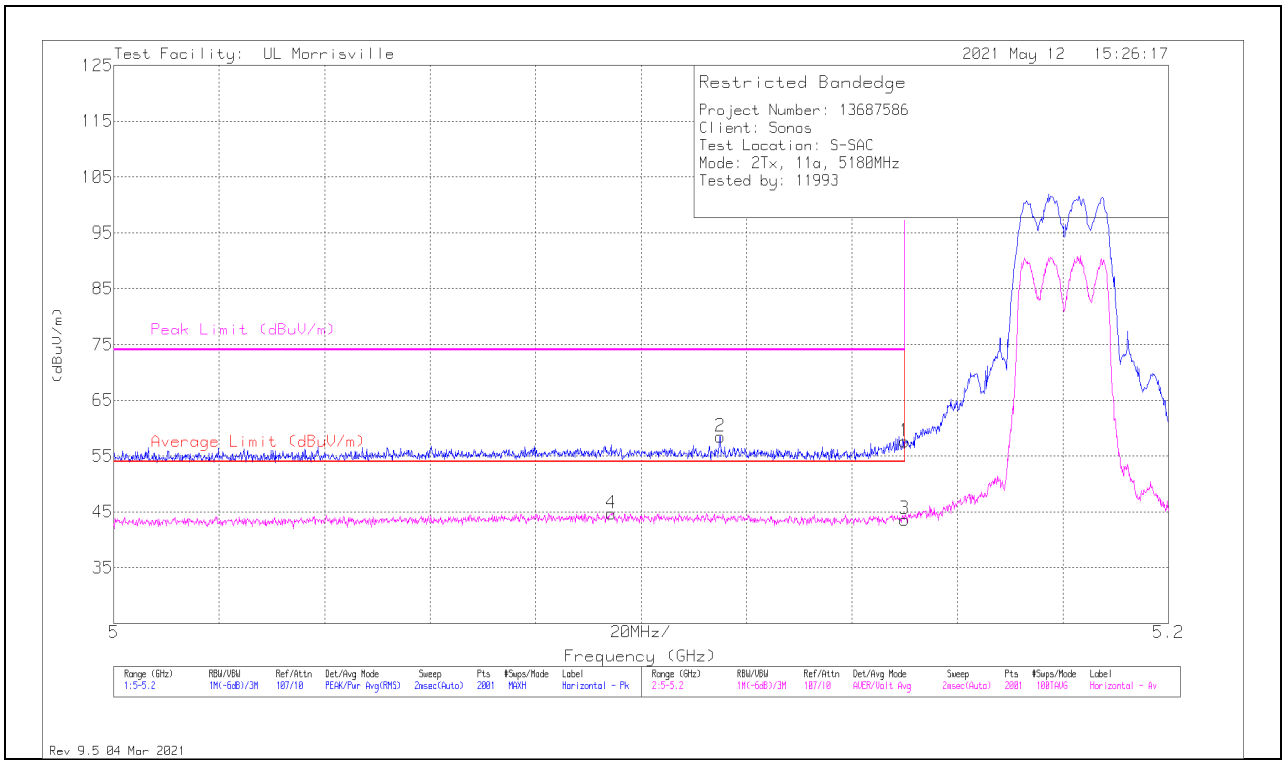


| Marker | Frequency (GHz) | Meter Reading (dBuV) | Det | AT0072 (dB/m) | Amp/Cbl/Fltr/Pad (dB) | Pad (dB) | DC Corr (dB) | Corrected Reading (dBuV/m) | Average Limit (dBuV/m) | Margin (dB) | Peak Limit (dBuV/m) | PK Margin (dB) | Azimuth (Degs) | Height (cm) | Polarity |
|---|---|---|---|---|---|---|---|---|---|---|---|---|---|---|---|
| 1 | * ** 5.15 | 35.85 | Pk | 34.1 | -22.4 | 10.1 | 0 | 57.65 | - | - | 74 | -16.35 | 38 | 117 | H |
| 2 | * ** 5.115 | 36.74 | Pk | 34.3 | -22.5 | 10 | 0 | 58.54 | - | - | 74 | -15.46 | 38 | 117 | H |
| 3 | * ** 5.15 | 19.07 | ADV | 34.1 | -22.4 | 10.1 | 2.78 | 43.65 | 54 | -10.35 | - | - | 38 | 116 | H |
| 4 | * ** 5.0944 | 20.06 | ADV | 34.4 | -22.5 | 10 | 2.78 | 44.74 | 54 | -9.26 | - | - | 38 | 116 | H |

* - indicates frequency in CFR47 Pt 15 / IC RSS-Restricted Band
** - indicates frequency in Taiwan NCC LP0002 Restricted Band
Pk - Peak detector
ADV - Linear Voltage Average


UL LLC
12 Laboratory Dr., RTP, NC 27709; USA TEL: (919) 549-1400
*This report shall not be reproduced except in full, without the written approval of UL LLC.*

## VERTICAL RESULT

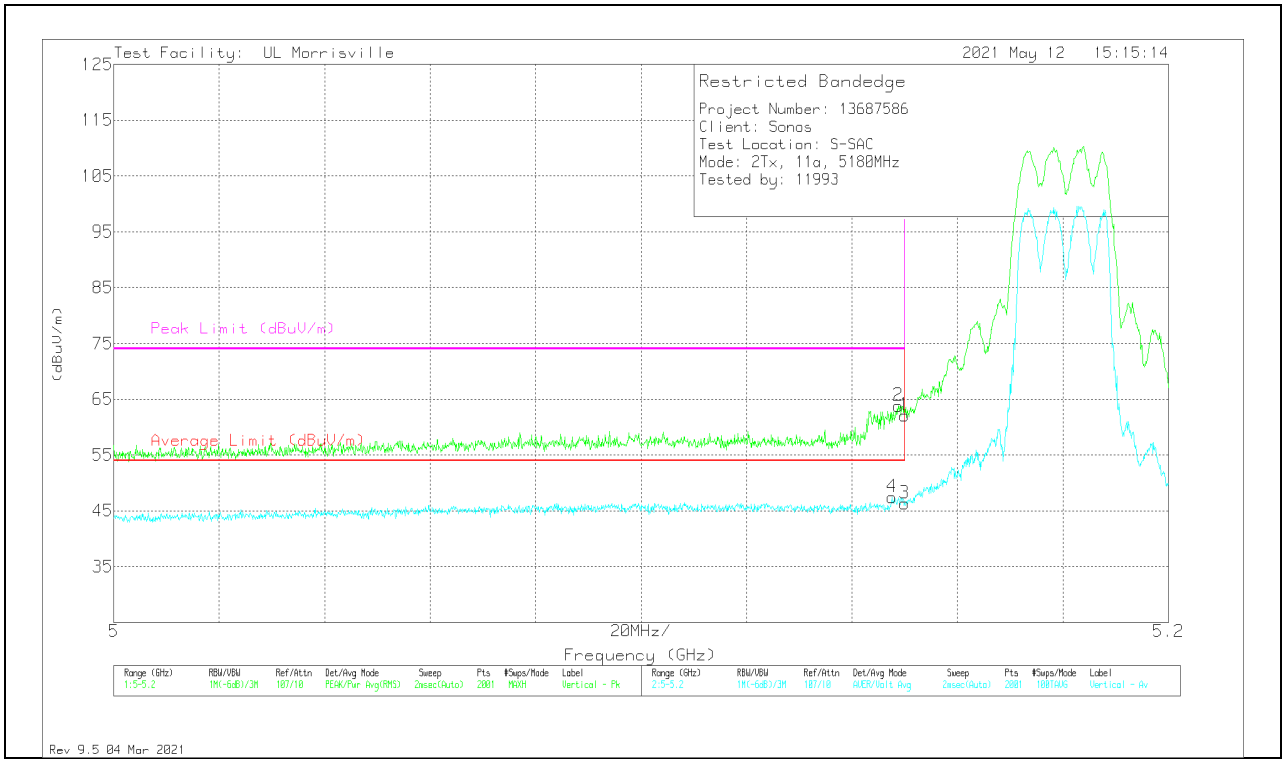


| Marker | Frequency (GHz) | Meter Reading (dBuV) | Det | AT0072 (dB/m) | Amp/Cbl/Fltr/Pad (dB) | Pad (dB) | DC Corr (dB) | Corrected Reading (dBuV/m) | Average Limit (dBuV/m) | Margin (dB) | Peak Limit (dBuV/m) | PK Margin (dB) | Azimuth (Degs) | Height (cm) | Polarity |
|---|---|---|---|---|---|---|---|---|---|---|---|---|---|---|---|
| 1 | * ** 5.15 | 40.29 | Pk | 34.1 | -22.4 | 10.1 | 0 | 62.09 | - | - | 74 | -11.91 | 23 | 107 | V |
| 2 | * ** 5.1488 | 42.04 | Pk | 34.1 | -22.4 | 10.1 | 0 | 63.84 | - | - | 74 | -10.16 | 23 | 107 | V |
| 3 | * ** 5.15 | 21.72 | ADV | 34.1 | -22.4 | 10.1 | 2.78 | 46.3 | 54 | -7.7 | - | - | 23 | 107 | V |
| 4 | * ** 5.1476 | 22.84 | ADV | 34.1 | -22.4 | 10.1 | 2.78 | 47.42 | 54 | -6.58 | - | - | 23 | 107 | V |

* - indicates frequency in CFR47 Pt 15 / IC RSS-Restricted Band
** - indicates frequency in Taiwan NCC LP0002 Restricted Band
Pk - Peak detector
ADV - Linear Voltage Average


UL LLC
12 Laboratory Dr., RTP, NC 27709; USA TEL: (919) 549-1400
*This report shall not be reproduced except in full, without the written approval of UL LLC.*

## HARMONICS AND SPURIOUS EMISSIONS

### LOW CHANNEL RESULTS

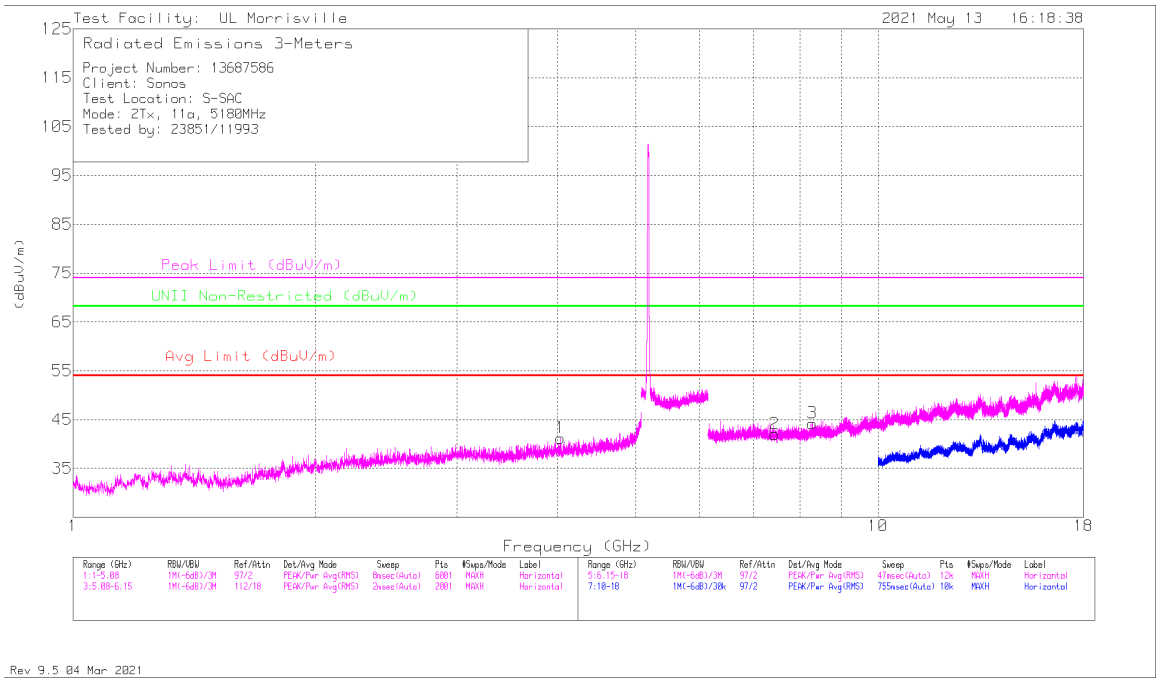


**HORIZONTAL**

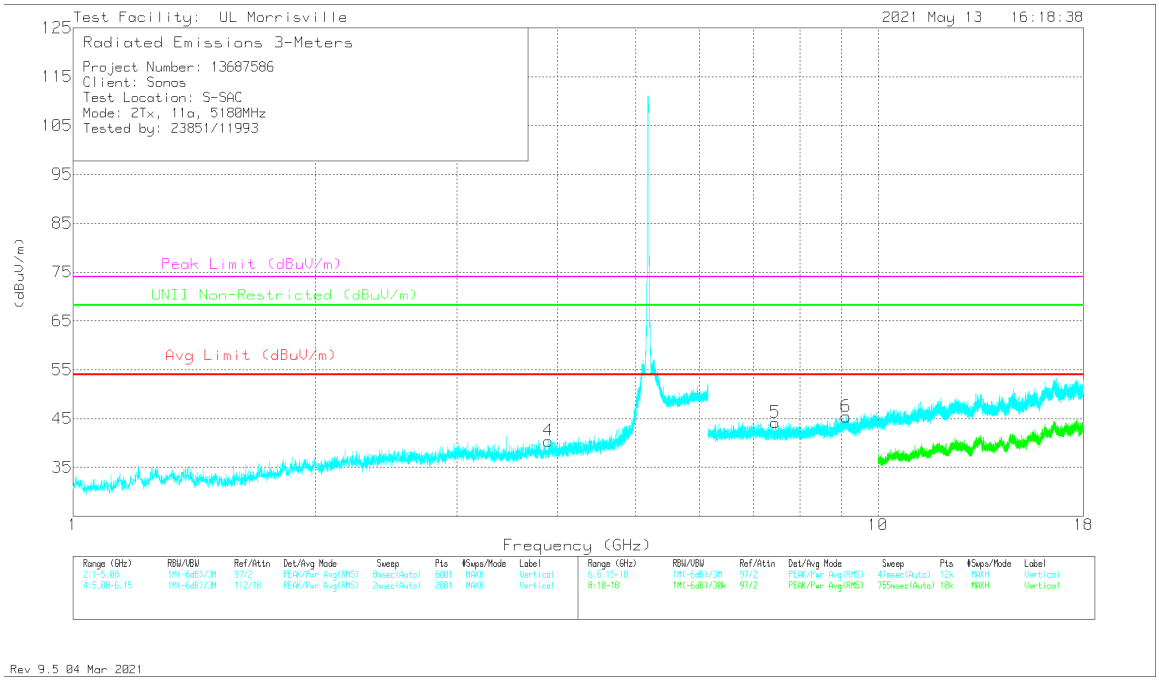


**VERTICAL**



UL LLC
12 Laboratory Dr., RTP, NC 27709; USA TEL: (919) 549-1400

*This report shall not be reproduced except in full, without the written approval of UL LLC.*

## RADIATED EMISSIONS

| Marker | Frequency (GHz) | Meter Reading (dBuV) | Det | AT0072 (dB/m) | Amp/Cbl/fltr/Pad (dB) | DC Corr (dB) | Corrected Reading (dBuV/m) | Avg Limit (dBuV/m) | Margin (dB) | Peak Limit (dBuV/m) | PK Margin (dB) | UNII Non-Restricted (dBuV/m) | PK Margin (dB) | Azimuth (Degs) | Height (cm) | Polarity |
|---|---|---|---|---|---|---|---|---|---|---|---|---|---|---|---|---|
| 1 | * ** 4.03416 | 40.33 | Pk | 33.6 | -32.7 | 0 | 41.23 | 54 | -12.77 | 74 | -32.77 | - | - | 0-360 | 200 | H |
| 4 | * ** 3.8934 | 39.45 | Pk | 33.5 | -32.5 | 0 | 40.45 | 54 | -13.55 | 74 | -33.55 | - | - | 0-360 | 200 | V |
| 2 | * ** 7.4377 | 34.53 | Pk | 35.6 | -28.1 | 0 | 42.03 | 54 | -11.97 | 74 | -31.97 | - | - | 0-360 | 101 | H |
| 3 | * ** 8.28596 | 36.03 | Pk | 35.9 | -27.7 | 0 | 44.23 | 54 | -9.77 | 74 | -29.77 | - | - | 0-360 | 200 | H |
| 5 | * ** 7.45646 | 36.5 | Pk | 35.6 | -27.9 | 0 | 44.2 | 54 | -9.8 | 74 | -29.8 | - | - | 0-360 | 101 | V |
| 6 | * ** 9.12633 | 35.73 | Pk | 36.3 | -26.6 | 0 | 45.43 | 54 | -8.57 | 74 | -28.57 | - | - | 0-360 | 101 | V |

* - indicates frequency in CFR47 Pt 15 / IC RSS-Restricted Band
** - indicates frequency in Taiwan NCC LP0002 Restricted Band
Pk - Peak detector


UL LLC
12 Laboratory Dr., RTP, NC 27709; USA TEL: (919) 549-1400
*This report shall not be reproduced except in full, without the written approval of UL LLC.*

## MID CHANNEL RESULTS

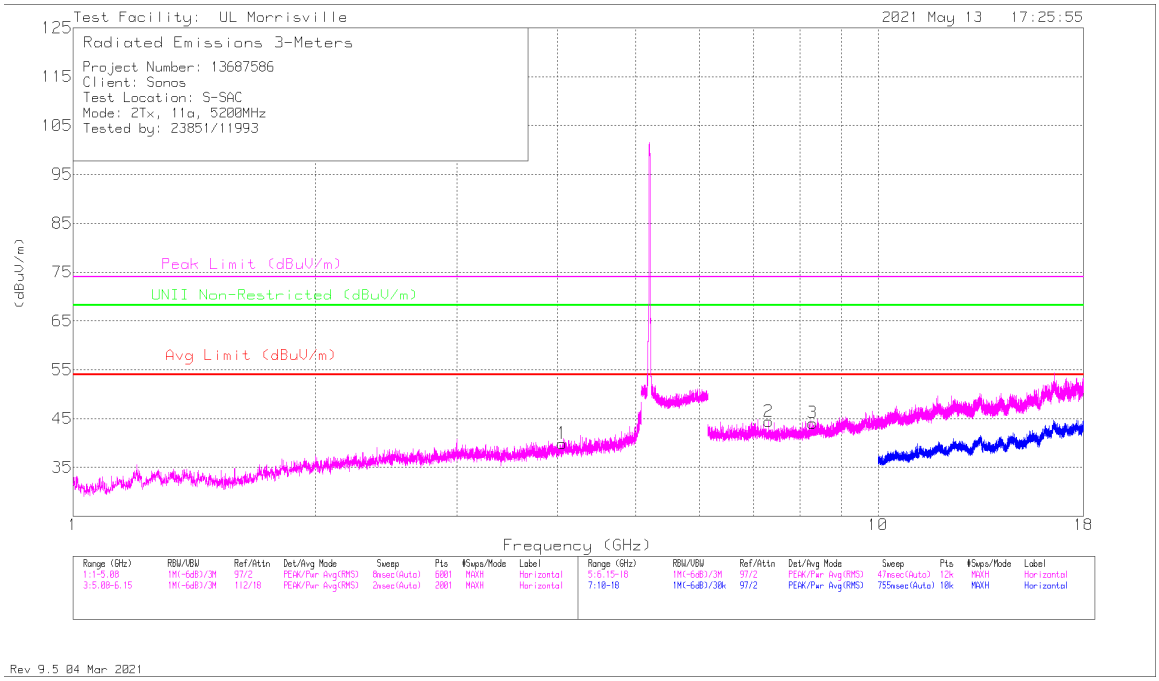


**HORIZONTAL**

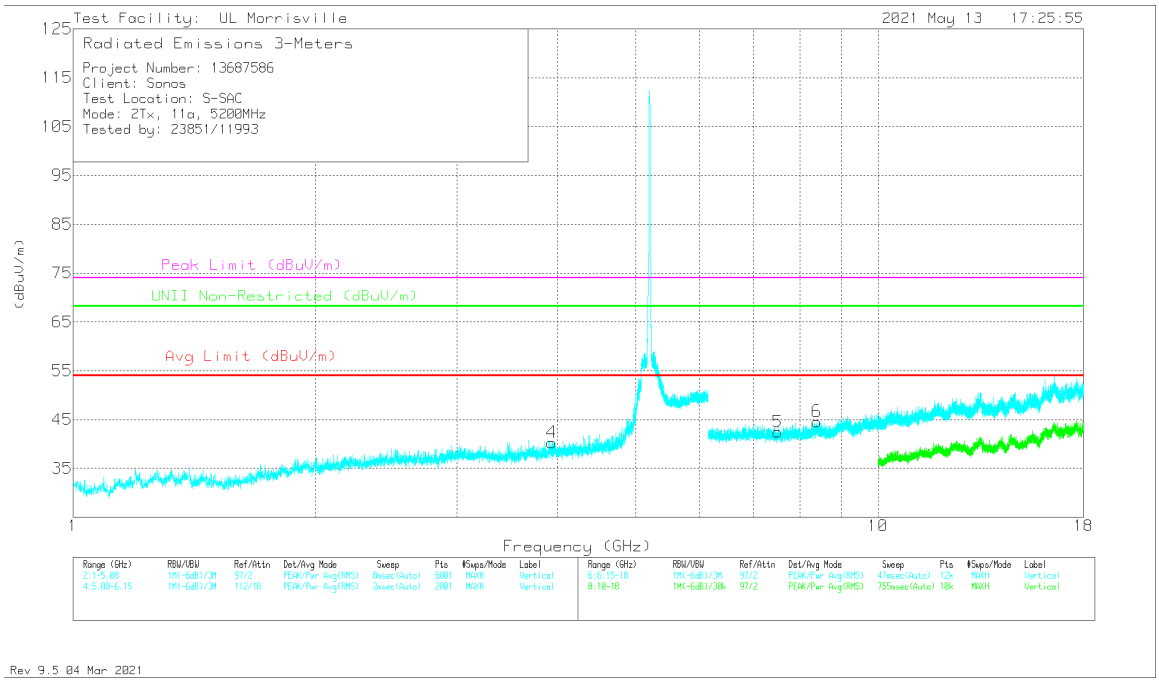


**VERTICAL**



UL LLC
12 Laboratory Dr., RTP, NC 27709; USA
TEL: (919) 549-1400

*This report shall not be reproduced except in full, without the written approval of UL LLC.*

## RADIATED EMISSIONS

| Marker | Frequency (GHz) | Meter Reading (dBuV) | Det | AT0072 (dB/m) | Amp/Cbl/fltr/ Pad (dB) | DC Corr (dB) | Corrected Reading (dBuV/m) | Avg Limit (dBuV/m) | Margin (dB) | Peak Limit (dBuV/m) | PK Margin (dB) | UNII Non-Restricted (dBuV/m) | PK Margin (dB) | Azimuth (Degs) | Height (cm) | Polarity |
|---|---|---|---|---|---|---|---|---|---|---|---|---|---|---|---|---|
| 1 | * ** 4.0532 | 39 | Pk | 33.6 | -32.7 | 0 | 39.9 | 54 | -14.1 | 74 | -34.1 | - | - | 0-360 | 199 | H |
| 4 | * ** 3.93216 | 38.76 | Pk | 33.6 | -32.1 | 0 | 40.26 | 54 | -13.74 | 74 | -33.74 | - | - | 0-360 | 101 | V |
| 2 | * ** 7.31821 | 36.69 | Pk | 35.7 | -28 | 0 | 44.39 | 54 | -9.61 | 74 | -29.61 | - | - | 0-360 | 101 | H |
| 3 | * ** 8.2988 | 35.9 | Pk | 35.9 | -27.7 | 0 | 44.1 | 54 | -9.9 | 74 | -29.9 | - | - | 0-360 | 199 | H |
| 5 | * ** 7.50189 | 34.54 | Pk | 35.6 | -27.7 | 0 | 42.44 | 54 | -11.56 | 74 | -31.56 | - | - | 0-360 | 101 | V |
| 6 | * ** 8.39064 | 35.97 | Pk | 35.9 | -27.3 | 0 | 44.57 | 54 | -9.43 | 74 | -29.43 | - | - | 0-360 | 199 | V |

* - indicates frequency in CFR47 Pt 15 / IC RSS-Restricted Band
** - indicates frequency in Taiwan NCC LP0002 Restricted Band
Pk - Peak detector


UL LLC
12 Laboratory Dr., RTP, NC 27709; USA TEL: (919) 549-1400
*This report shall not be reproduced except in full, without the written approval of UL LLC.*

# HIGH CHANNEL RESULTS

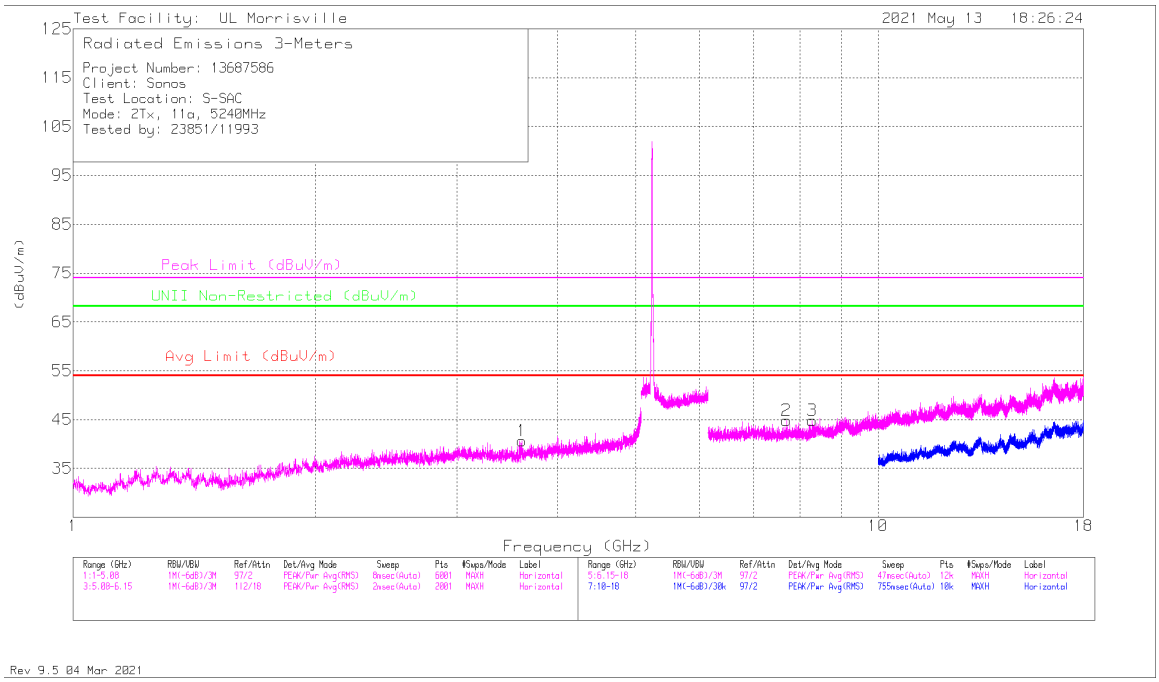


**HORIZONTAL**

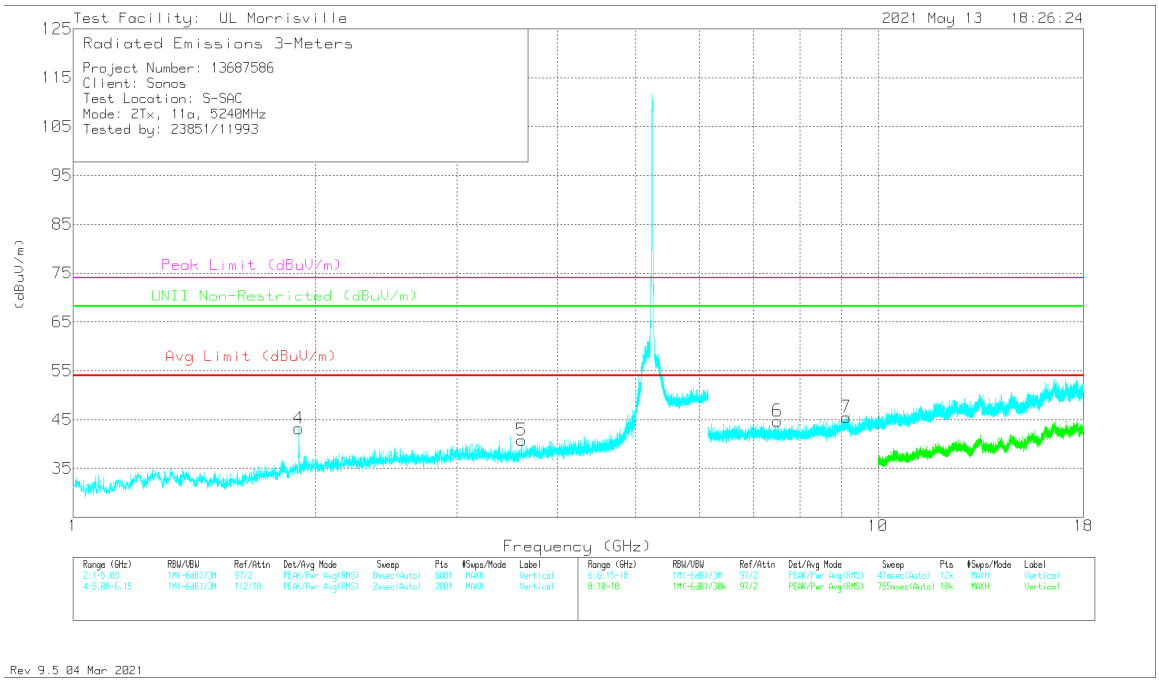


**VERTICAL**



UL LLC
12 Laboratory Dr., RTP, NC 27709; USA
TEL: (919) 549-1400

*This report shall not be reproduced except in full, without the written approval of UL LLC.*

## RADIATED EMISSIONS

| Marker | Frequency (GHz) | Meter Reading (dBuV) | Det | AT0072 (dB/m) | Amp/Cbl/fltr/Pad (dB) | DC Corr (dB) | Corrected Reading (dBuV/m) | Avg Limit (dBuV/m) | Margin (dB) | Peak Limit (dBuV/m) | PK Margin (dB) | UNII Non-Restricted (dBuV/m) | PK Margin (dB) | Azimuth (Degs) | Height (cm) | Pol. |
|---|---|---|---|---|---|---|---|---|---|---|---|---|---|---|---|---|
| 1 | * ** 3.6112 | 40.02 | Pk | 33 | -32.4 | 0 | 40.62 | 54 | -13.38 | 74 | -33.38 | - | - | 0-360 | 101 | H |
| 4 | ** 1.90576 | 46.6 | Pk | 30.9 | -34.3 | 0 | 43.2 | 54 | -10.8 | 74 | -30.8 | 68.2 | -25 | 0-360 | 101 | V |
| 5 | * ** 3.60848 | 40.29 | Pk | 33 | -32.5 | 0 | 40.79 | 54 | -13.21 | 74 | -33.21 | - | - | 0-360 | 200 | V |
| 2 | * ** 7.69544 | 37.01 | Pk | 35.8 | -28 | 0 | 44.81 | 54 | -9.19 | 74 | -29.19 | - | - | 0-360 | 101 | H |
| 3 | * ** 8.28596 | 36.61 | Pk | 35.9 | -27.7 | 0 | 44.81 | 54 | -9.19 | 74 | -29.19 | - | - | 0-360 | 199 | H |
| 6 | * ** 7.49893 | 36.79 | Pk | 35.6 | -27.7 | 0 | 44.69 | 54 | -9.31 | 74 | -29.31 | - | - | 0-360 | 101 | V |
| 7 | * ** 9.12929 | 35.78 | Pk | 36.3 | -26.6 | 0 | 45.48 | 54 | -8.52 | 74 | -28.52 | - | - | 0-360 | 200 | V |

* - indicates frequency in CFR47 Pt 15 / IC RSS-Restricted Band
** - indicates frequency in Taiwan NCC LP0002 Restricted Band
Pk - Peak detector


UL LLC
12 Laboratory Dr., RTP, NC 27709; USA TEL: (919) 549-1400
*This report shall not be reproduced except in full, without the written approval of UL LLC.*

## 10.1.2. TX ABOVE 1 GHz 802.11n HT20 MODE IN THE 5.2 GHz BAND

**2TX Antenna 1 + Antenna 2 CDD MODE**

## BANDEDGE (LOW CHANNEL)

### HORIZONTAL RESULT

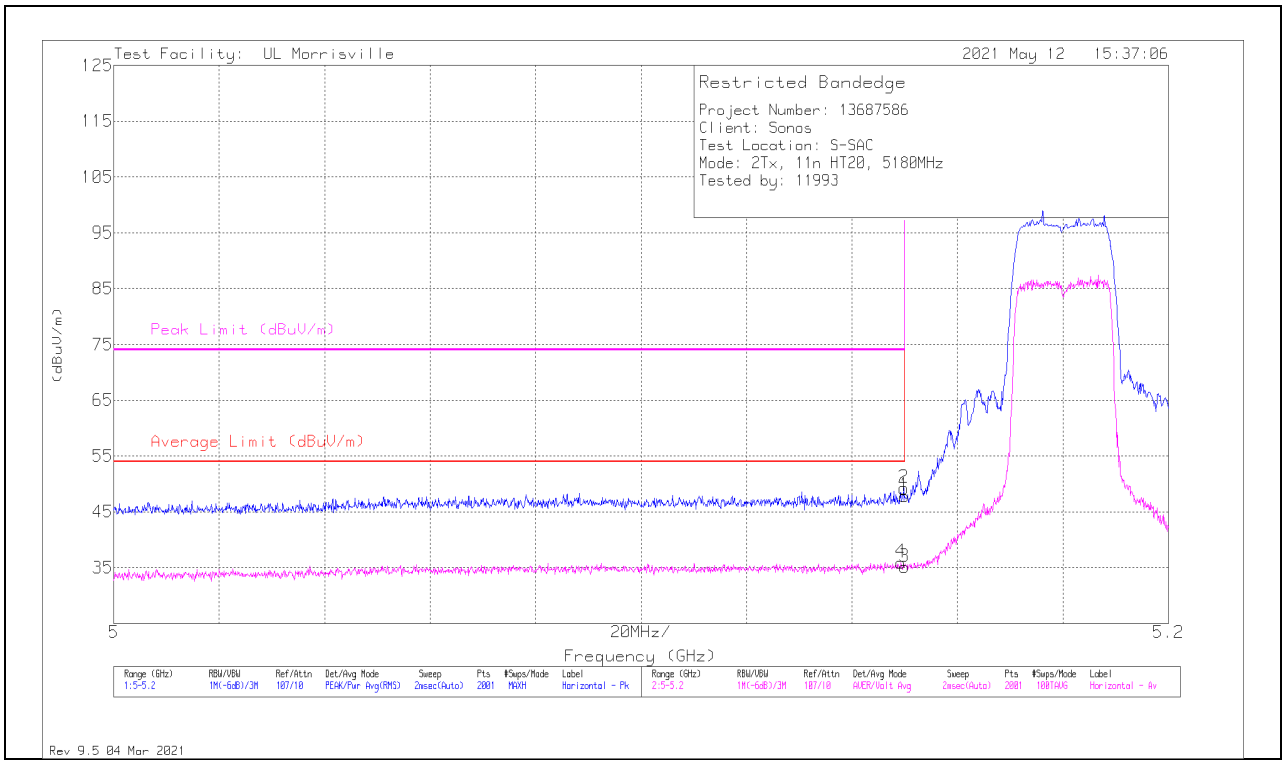


| Marker | Frequency (GHz) | Meter Reading (dBuV) | Det | AT0072 (dB/m) | Amp/Cbl/Fltr/Pad (dB) | DC Corr (dB) | Corrected Reading (dBuV/m) | Average Limit (dBuV/m) | Margin (dB) | Peak Limit (dBuV/m) | PK Margin (dB) | Azimuth (Degs) | Height (cm) | Polarity |
|---|---|---|---|---|---|---|---|---|---|---|---|---|---|---|
| 1 | * ** 5.15 | 36.17 | Pk | 34.1 | -22.4 | 0 | 47.87 | - | - | 74 | -26.13 | 272 | 226 | H |
| 2 | * ** 5.1498 | 37.54 | Pk | 34.1 | -22.4 | 0 | 49.24 | - | - | 74 | -24.76 | 272 | 226 | H |
| 3 | * ** 5.15 | 20.46 | ADV | 34.1 | -22.4 | 2.96 | 35.12 | 54 | -18.88 | - | - | 272 | 226 | H |
| 4 | * ** 5.1493 | 21.29 | ADV | 34.1 | -22.4 | 2.96 | 35.95 | 54 | -18.05 | - | - | 272 | 226 | H |

* - indicates frequency in CFR47 Pt 15 / IC RSS-Restricted Band
** - indicates frequency in Taiwan NCC LP0002 Restricted Band
Pk - Peak detector
ADV - Linear Voltage Average


UL LLC
12 Laboratory Dr., RTP, NC 27709; USA TEL: (919) 549-1400
*This report shall not be reproduced except in full, without the written approval of UL LLC.*

# VERTICAL RESULT

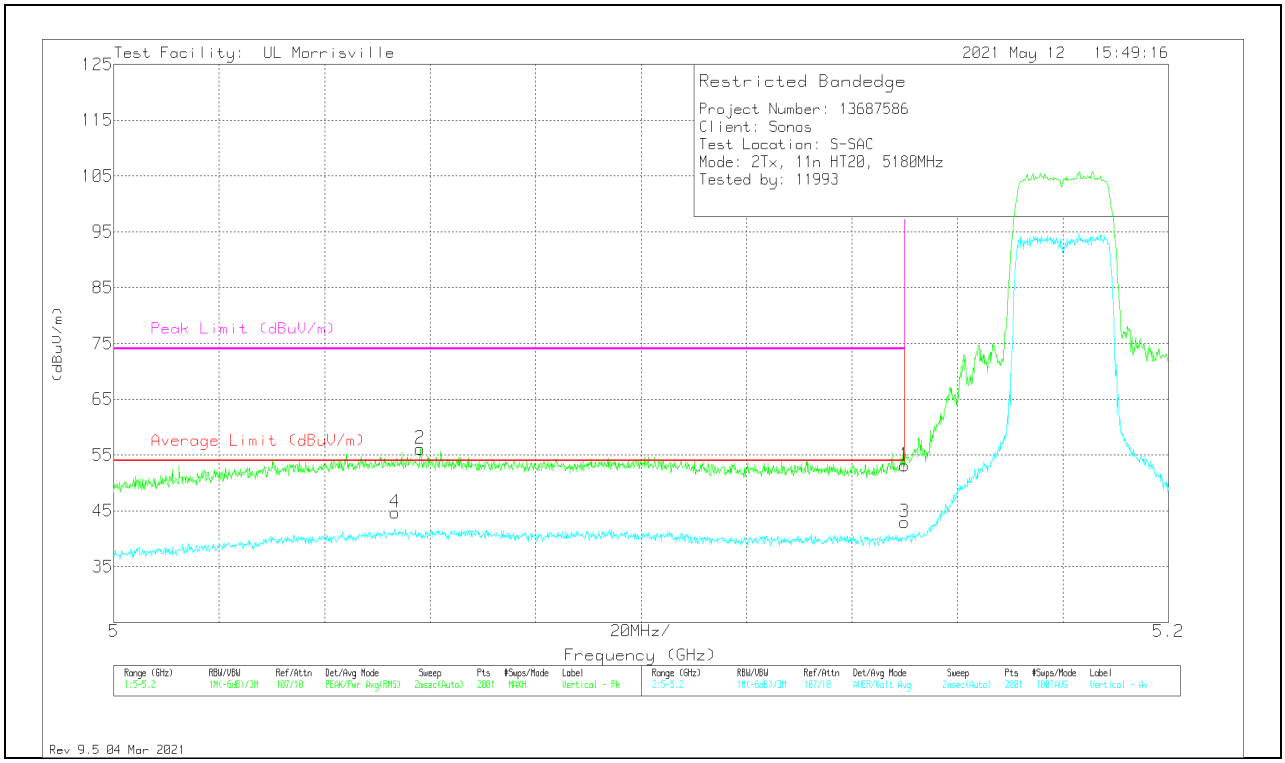


| Marker | Frequency (GHz) | Meter Reading (dBuV) | Det | AT0072 (dB/m) | Amp/Cbl/Fltr/Pad (dB) | DC Corr (dB) | Corrected Reading (dBuV/m) | Average Limit (dBuV/m) | Margin (dB) | Peak Limit (dBuV/m) | PK Margin (dB) | Azimuth (Degs) | Height (cm) | Polarity |
|---|---|---|---|---|---|---|---|---|---|---|---|---|---|---|
| 1 | * ** 5.15 | 41.45 | Pk | 34.1 | -22.4 | 0 | 53.15 | - | - | 74 | -20.85 | 73 | 104 | V |
| 2 | * ** 5.0581 | 44.36 | Pk | 34.3 | -22.5 | 0 | 56.16 | - | - | 74 | -17.84 | 73 | 104 | V |
| 3 | * ** 5.15 | 28.26 | ADV | 34.1 | -22.4 | 2.96 | 42.92 | 54 | -11.08 | - | - | 73 | 104 | V |
| 4 | * ** 5.0533 | 29.8 | ADV | 34.3 | -22.4 | 2.96 | 44.66 | 54 | -9.34 | - | - | 73 | 104 | V |

* - indicates frequency in CFR47 Pt 15 / IC RSS-Restricted Band
** - indicates frequency in Taiwan NCC LP0002 Restricted Band
Pk - Peak detector
ADV - Linear Voltage Average


UL LLC
12 Laboratory Dr., RTP, NC 27709; USA TEL: (919) 549-1400
*This report shall not be reproduced except in full, without the written approval of UL LLC.*

## HARMONICS AND SPURIOUS EMISSIONS

### LOW CHANNEL RESULTS

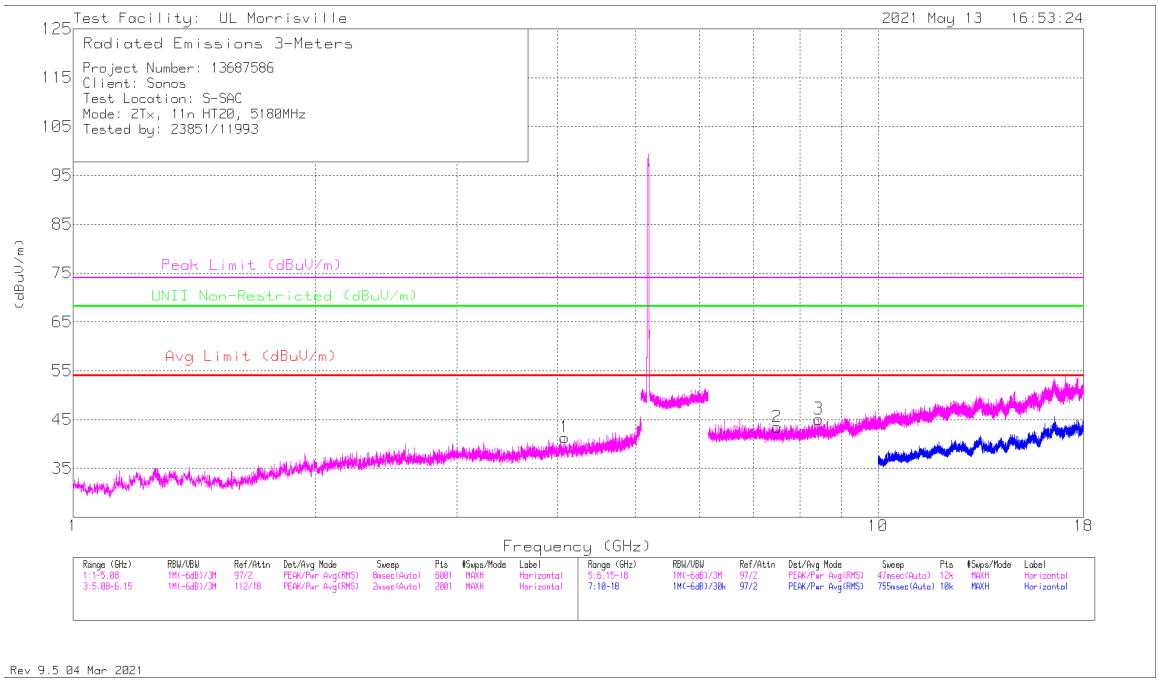


**HORIZONTAL**

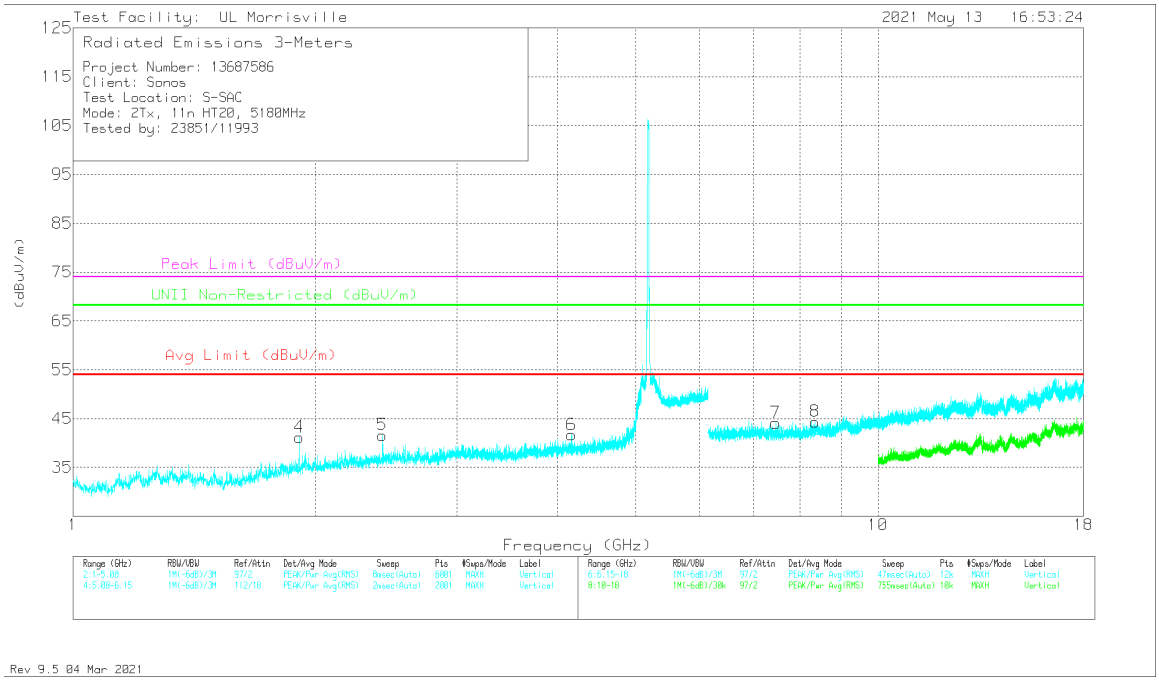


**VERTICAL**



UL LLC
12 Laboratory Dr., RTP, NC 27709; USA TEL: (919) 549-1400

*This report shall not be reproduced except in full, without the written approval of UL LLC.*

## RADIATED EMISSIONS

| Marker | Frequency (GHz) | Meter Reading (dBuV) | Det | AT0072 (dB/m) | Amp/Cbl/fltr/Pad (dB) | DC Corr (dB) | Corrected Reading (dBuV/m) | Avg Limit (dBuV/m) | Margin (dB) | Peak Limit (dBuV/m) | PK Margin (dB) | UNII Non-Restricted (dBuV/m) | PK Margin (dB) | Azimuth (Degs) | Height (cm) | Polarity |
|---|---|---|---|---|---|---|---|---|---|---|---|---|---|---|---|---|
| 1 | * ** 4.0804 | 40.15 | Pk | 33.6 | -32.4 | 0 | 41.35 | 54 | -12.65 | 74 | -32.65 | - | - | 0-360 | 101 | H |
| 4 | ** 1.90916 | 44.47 | Pk | 30.9 | -34.2 | 0 | 41.17 | 54 | -12.83 | 74 | -32.83 | 68.2 | -27.03 | 0-360 | 101 | V |
| 6 | * ** 4.16132 | 39.49 | Pk | 33.6 | -31.4 | 0 | 41.69 | 54 | -12.31 | 74 | -32.31 | - | - | 0-360 | 200 | V |
| 2 | * ** 7.49004 | 35.56 | Pk | 35.6 | -27.7 | 0 | 43.46 | 54 | -10.54 | 74 | -30.54 | - | - | 0-360 | 101 | H |
| 3 | * ** 8.43409 | 36.81 | Pk | 35.9 | -27.6 | 0 | 45.11 | 54 | -8.89 | 74 | -28.89 | - | - | 0-360 | 200 | H |
| 7 | * ** 7.4614 | 36.32 | Pk | 35.6 | -27.8 | 0 | 44.12 | 54 | -9.88 | 74 | -29.88 | - | - | 0-360 | 200 | V |
| 8 | * ** 8.35213 | 35.86 | Pk | 35.8 | -27.3 | 0 | 44.36 | 54 | -9.64 | 74 | -29.64 | - | - | 0-360 | 101 | V |
| 5 | 2.42052 | 43.32 | Pk | 32.4 | -34.1 | 0 | 41.62 | - | - | - | -32.38 | 68.2 | -26.58 | 0-360 | 101 | V |

* - indicates frequency in CFR47 Pt 15 / IC RSS-Restricted Band
** - indicates frequency in Taiwan NCC LP0002 Restricted Band
Pk - Peak detector


UL LLC
12 Laboratory Dr., RTP, NC 27709; USA TEL: (919) 549-1400
*This report shall not be reproduced except in full, without the written approval of UL LLC.*

# MID CHANNEL RESULTS

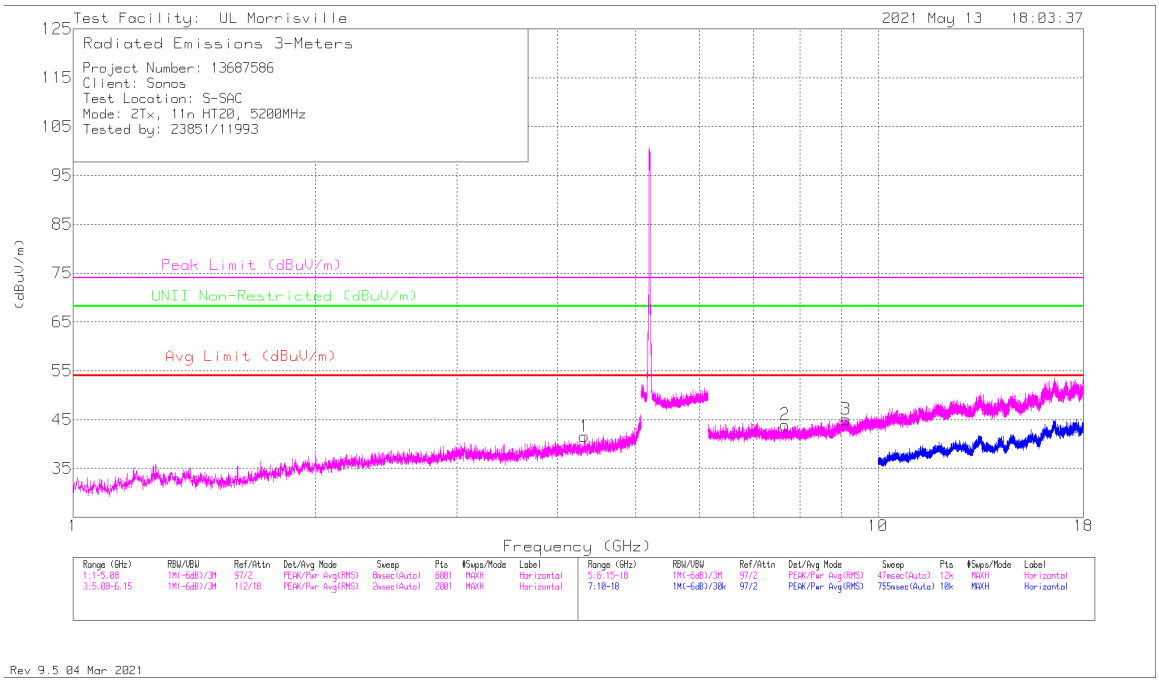


**HORIZONTAL**

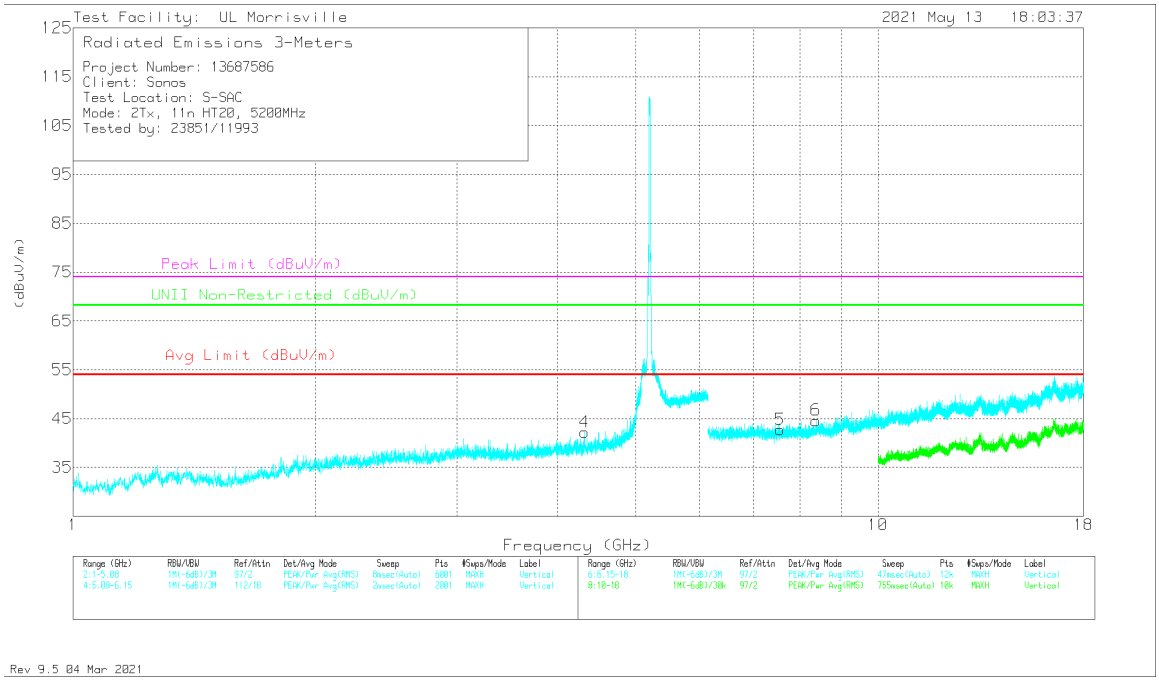


**VERTICAL**



UL LLC
12 Laboratory Dr., RTP, NC 27709; USA
TEL: (919) 549-1400

*This report shall not be reproduced except in full, without the written approval of UL LLC.*

## RADIATED EMISSIONS

| Marker | Frequency (GHz) | Meter Reading (dBuV) | Det | AT0072 (dB/m) | Amp/Cbl/fltr/Pad (dB) | DC Corr (dB) | Corrected Reading (dBuV/m) | Avg Limit (dBuV/m) | Margin (dB) | Peak Limit (dBuV/m) | PK Margin (dB) | UNII Non-Restricted (dBuV/m) | PK Margin (dB) | Azimuth (Degs) | Height (cm) | Polarity |
|---|---|---|---|---|---|---|---|---|---|---|---|---|---|---|---|---|
| 1 | * ** 4.31568 | 39.64 | Pk | 33.7 | -31.8 | 0 | 41.54 | 54 | -12.46 | 74 | -32.46 | - | - | 0-360 | 199 | H |
| 4 | * ** 4.32044 | 40.29 | Pk | 33.7 | -31.8 | 0 | 42.19 | 54 | -11.81 | 74 | -31.81 | - | - | 0-360 | 101 | V |
| 2 | * ** 7.66088 | 36.11 | Pk | 35.7 | -27.9 | 0 | 43.91 | 54 | -10.09 | 74 | -30.09 | - | - | 0-360 | 101 | H |
| 3 | * ** 9.12336 | 35.33 | Pk | 36.3 | -26.6 | 0 | 45.03 | 54 | -8.97 | 74 | -28.97 | - | - | 0-360 | 199 | H |
| 5 | * ** 7.55916 | 34.5 | Pk | 35.7 | -27.5 | 0 | 42.7 | 54 | -11.3 | 74 | -31.3 | - | - | 0-360 | 101 | V |
| 6 | * ** 8.37385 | 36.01 | Pk | 35.8 | -27.2 | 0 | 44.61 | 54 | -9.39 | 74 | -29.39 | - | - | 0-360 | 199 | V |

* - indicates frequency in CFR47 Pt 15 / IC RSS-Restricted Band
** - indicates frequency in Taiwan NCC LP0002 Restricted Band
Pk - Peak detector


UL LLC
12 Laboratory Dr., RTP, NC 27709; USA TEL: (919) 549-1400
*This report shall not be reproduced except in full, without the written approval of UL LLC.*

# HIGH CHANNEL RESULTS

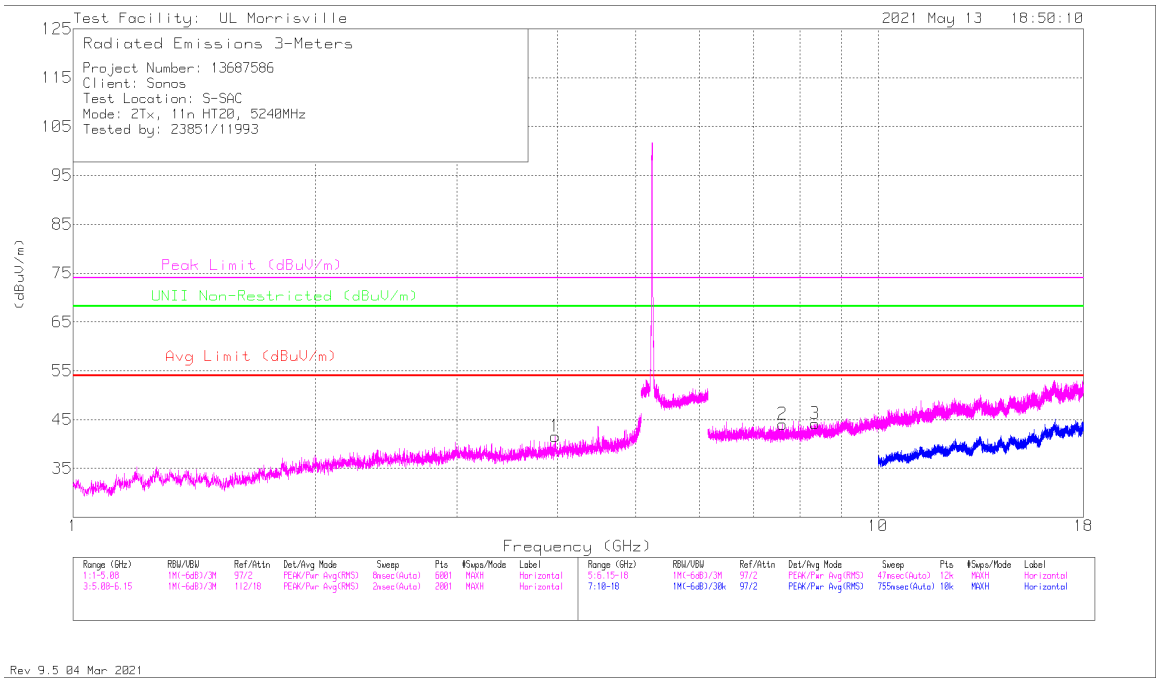


**HORIZONTAL**

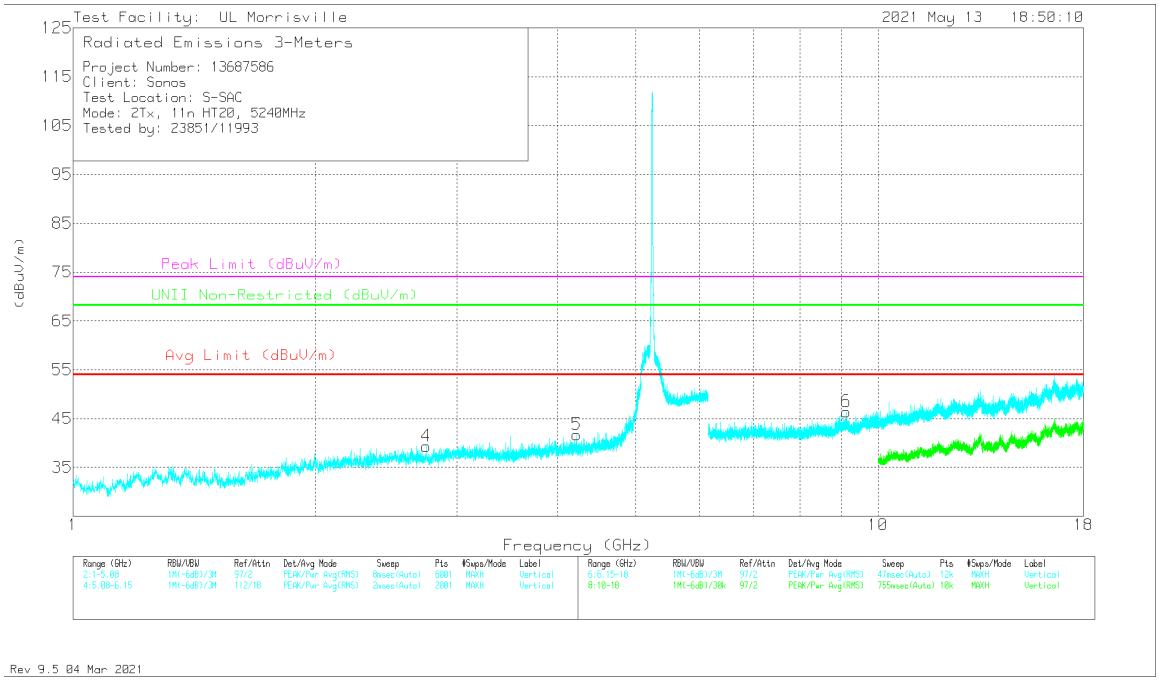


**VERTICAL**



UL LLC
12 Laboratory Dr., RTP, NC 27709; USA
TEL: (919) 549-1400

*This report shall not be reproduced except in full, without the written approval of UL LLC.*

## RADIATED EMISSIONS

| Marker | Frequency (GHz) | Meter Reading (dBuV) | Det | AT0072 (dB/m) | Amp/Cbl/fltr/Pad (dB) | DC Corr (dB) | Corrected Reading (dBuV/m) | Avg Limit (dBuV/m) | Margin (dB) | Peak Limit (dBuV/m) | PK Margin (dB) | UNII Non-Restricted (dBuV/m) | PK Margin (dB) | Azimuth (Degs) | Height (cm) | Polarity |
|---|---|---|---|---|---|---|---|---|---|---|---|---|---|---|---|---|
| 1 | * ** 3.97228 | 39.8 | Pk | 33.6 | -31.8 | 0 | 41.6 | 54 | -12.4 | 74 | -32.4 | - | - | 0-360 | 101 | H |
| 4 | * ** 2.74556 | 40.57 | Pk | 32.5 | -33.7 | 0 | 39.37 | 54 | -14.63 | 74 | -34.63 | - | - | 0-360 | 101 | V |
| 5 | * ** 4.22252 | 39.83 | Pk | 33.7 | -31.8 | 0 | 41.73 | 54 | -12.27 | 74 | -32.27 | - | - | 0-360 | 199 | V |
| 2 | * ** 7.61446 | 36.26 | Pk | 35.6 | -27.8 | 0 | 44.06 | 54 | -9.94 | 74 | -29.94 | - | - | 0-360 | 101 | H |
| 3 | * ** 8.35213 | 35.67 | Pk | 35.8 | -27.3 | 0 | 44.17 | 54 | -9.83 | 74 | -29.83 | - | - | 0-360 | 199 | H |
| 6 | * ** 9.13521 | 36.82 | Pk | 36.3 | -26.7 | 0 | 46.42 | 54 | -7.58 | 74 | -27.58 | - | - | 0-360 | 199 | V |

* - indicates frequency in CFR47 Pt 15 / IC RSS-Restricted Band
** - indicates frequency in Taiwan NCC LP0002 Restricted Band
Pk - Peak detector


UL LLC
12 Laboratory Dr., RTP, NC 27709; USA TEL: (919) 549-1400
*This report shall not be reproduced except in full, without the written approval of UL LLC.*

### 10.1.3. TX ABOVE 1 GHz 802.11a MODE IN THE 5.3 GHz BAND

**2TX Antenna 1 + Antenna 2 CDD MODE**

## BANDEDGE (HIGH CHANNEL, 5300 MHz)

## HORIZONTAL RESULT

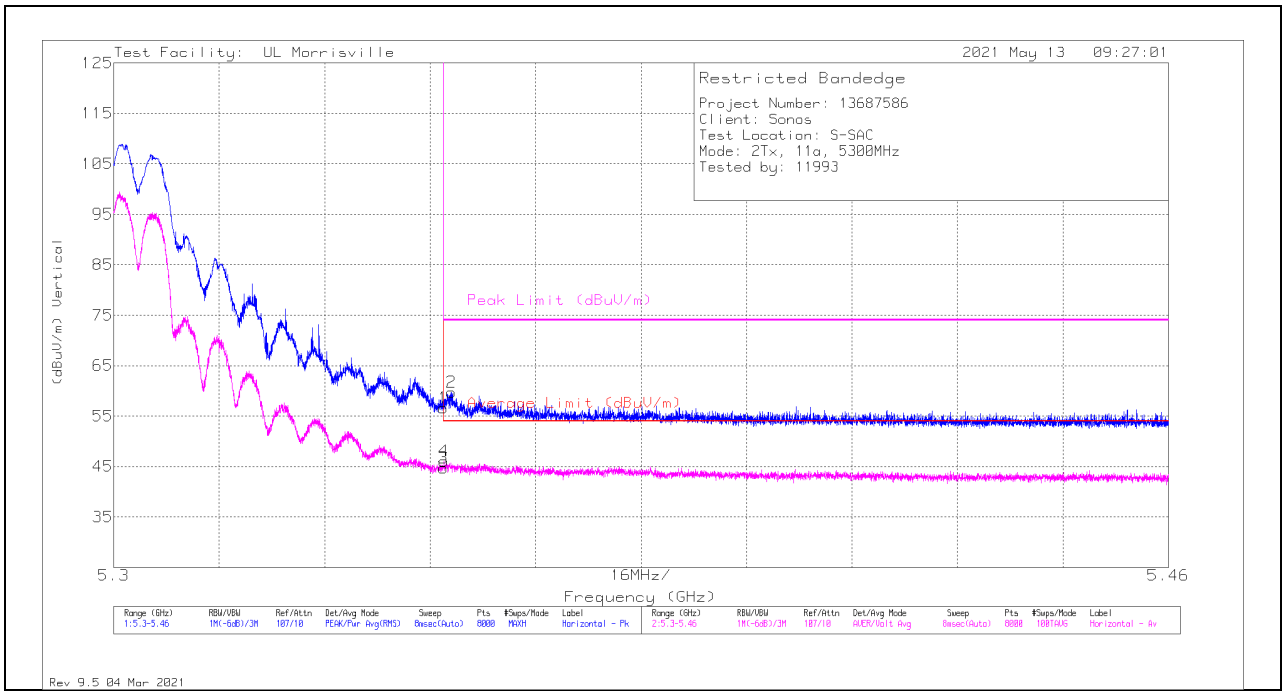


| Marker | Frequency (GHz) | Meter Reading (dBuV) | Det | AT0072 (dB/m) | Amp/Cbl/Fltr/Pad (dB) | Pad (dB) | DC Corr (dB) | Corrected Reading (dBuV/m) | Average Limit (dBuV/m) | Margin (dB) | Peak Limit (dBuV/m) | PK Margin (dB) | Azimuth (Degs) | Height (cm) | Polarity |
|---|---|---|---|---|---|---|---|---|---|---|---|---|---|---|---|
| 1 | * ** 5.35001 | 35.3 | Pk | 34.5 | -23.2 | 10 | 0 | 56.6 | - | - | 74 | -17.4 | 156 | 284 | H |
| 2 | * ** 5.35119 | 38.44 | Pk | 34.5 | -23.2 | 10 | 0 | 59.74 | - | - | 74 | -14.26 | 156 | 284 | H |
| 3 | * ** 5.35001 | 20.59 | ADV | 34.5 | -23.2 | 10 | 2.78 | 44.67 | 54 | -9.33 | - | - | 156 | 284 | H |
| 4 | * ** 5.35011 | 21.95 | ADV | 34.5 | -23.2 | 10 | 2.78 | 46.03 | 54 | -7.97 | - | - | 156 | 284 | H |

* - indicates frequency in CFR47 Pt 15 / IC RSS-Restricted Band
** - indicates frequency in Taiwan NCC LP0002 Restricted Band
Pk - Peak detector
ADV - Linear Voltage Average


UL LLC
12 Laboratory Dr., RTP, NC 27709; USA TEL: (919) 549-1400
*This report shall not be reproduced except in full, without the written approval of UL LLC.*

# VERTICAL RESULT

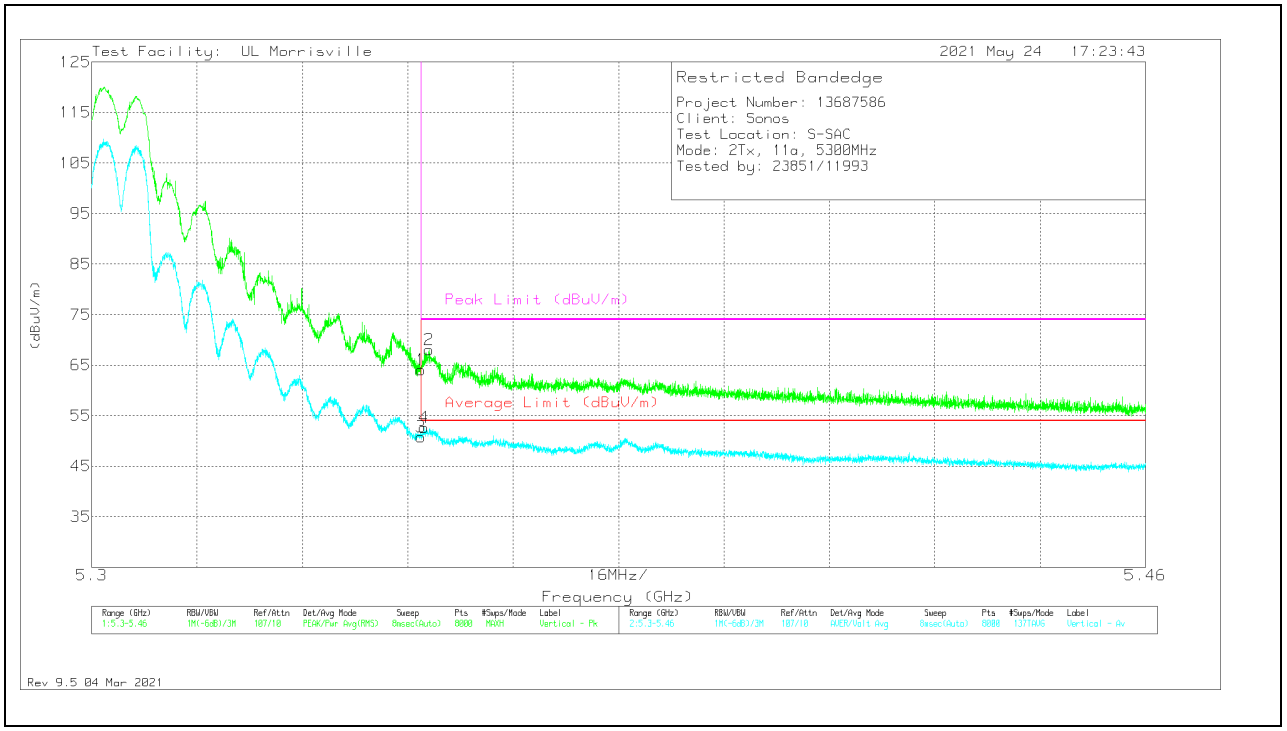


| Marker | Frequency (GHz) | Meter Reading (dBuV) | Det | AT0072 (dB/m) | Amp/Cbl/Fltr/Pad (dB) | Pad (dB) | DC Corr (dB) | Corrected Reading (dBuV/m) | Average Limit (dBuV/m) | Margin (dB) | Peak Limit (dBuV/m) | PK Margin (dB) | Azimuth (Degs) | Height (cm) | Polarity |
|---|---|---|---|---|---|---|---|---|---|---|---|---|---|---|---|
| 1 | * ** 5.35001 | 42.82 | Pk | 34.5 | -23.2 | 10 | 0 | 64.12 | - | - | 74 | -9.88 | 26 | 101 | V |
| 2 | * ** 5.35119 | 46.77 | Pk | 34.5 | -23.2 | 10 | 0 | 68.07 | - | - | 74 | -5.93 | 26 | 101 | V |
| 3 | * ** 5.35001 | 26.74 | ADV | 34.5 | -23.2 | 10 | 2.78 | 50.82 | 54 | -3.18 | - | - | 26 | 101 | V |
| 4 | * ** 5.35049 | 28.57 | ADV | 34.5 | -23.2 | 10 | 2.78 | 52.65 | 54 | -1.35 | - | - | 26 | 101 | V |

* - indicates frequency in CFR47 Pt 15 / IC RSS-Restricted Band
** - indicates frequency in Taiwan NCC LP0002 Restricted Band
Pk - Peak detector
ADV - Linear Voltage Average



UL LLC
12 Laboratory Dr., RTP, NC 27709; USA
TEL: (919) 549-1400

*This report shall not be reproduced except in full, without the written approval of UL LLC.*

## BANDEDGE (HIGH CHANNEL)

### HORIZONTAL RESULT

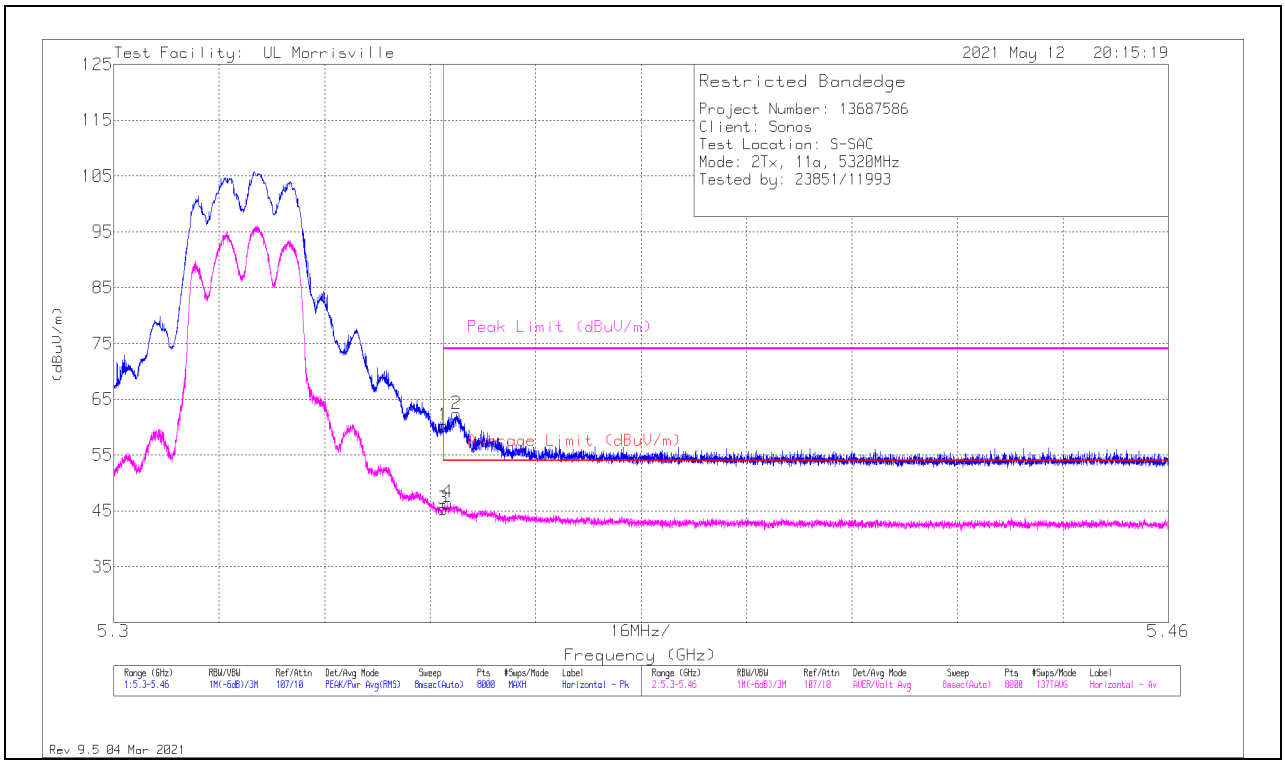


| Marker | Frequency (GHz) | Meter Reading (dBuV) | Det | AT0072 (dB/m) | Amp/Cbl/Fltr/Pad (dB) | Pad (dB) | DC Corr (dB) | Corrected Reading (dBuV/m) | Average Limit (dBuV/m) | Margin (dB) | Peak Limit (dBuV/m) | PK Margin (dB) | Azimuth (Degs) | Height (cm) | Polarity |
|---|---|---|---|---|---|---|---|---|---|---|---|---|---|---|---|
| 1 | * ** 5.35001 | 38.96 | Pk | 34.5 | -23.2 | 10 | 0 | 60.26 | - | - | 74 | -13.74 | 165 | 314 | H |
| 2 | * ** 5.35203 | 41.02 | Pk | 34.5 | -23.2 | 10 | 0 | 62.32 | - | - | 74 | -11.68 | 165 | 314 | H |
| 3 | * ** 5.35001 | 21.27 | ADV | 34.5 | -23.2 | 10 | 2.78 | 45.35 | 54 | -8.65 | - | - | 165 | 314 | H |
| 4 | * ** 5.35065 | 22.31 | ADV | 34.5 | -23.2 | 10 | 2.78 | 46.39 | 54 | -7.61 | - | - | 165 | 314 | H |

* - indicates frequency in CFR47 Pt 15 / IC RSS-Restricted Band
** - indicates frequency in Taiwan NCC LP0002 Restricted Band
Pk - Peak detector
ADV - Linear Voltage Average


UL LLC
12 Laboratory Dr., RTP, NC 27709; USA TEL: (919) 549-1400
*This report shall not be reproduced except in full, without the written approval of UL LLC.*

# VERTICAL RESULT

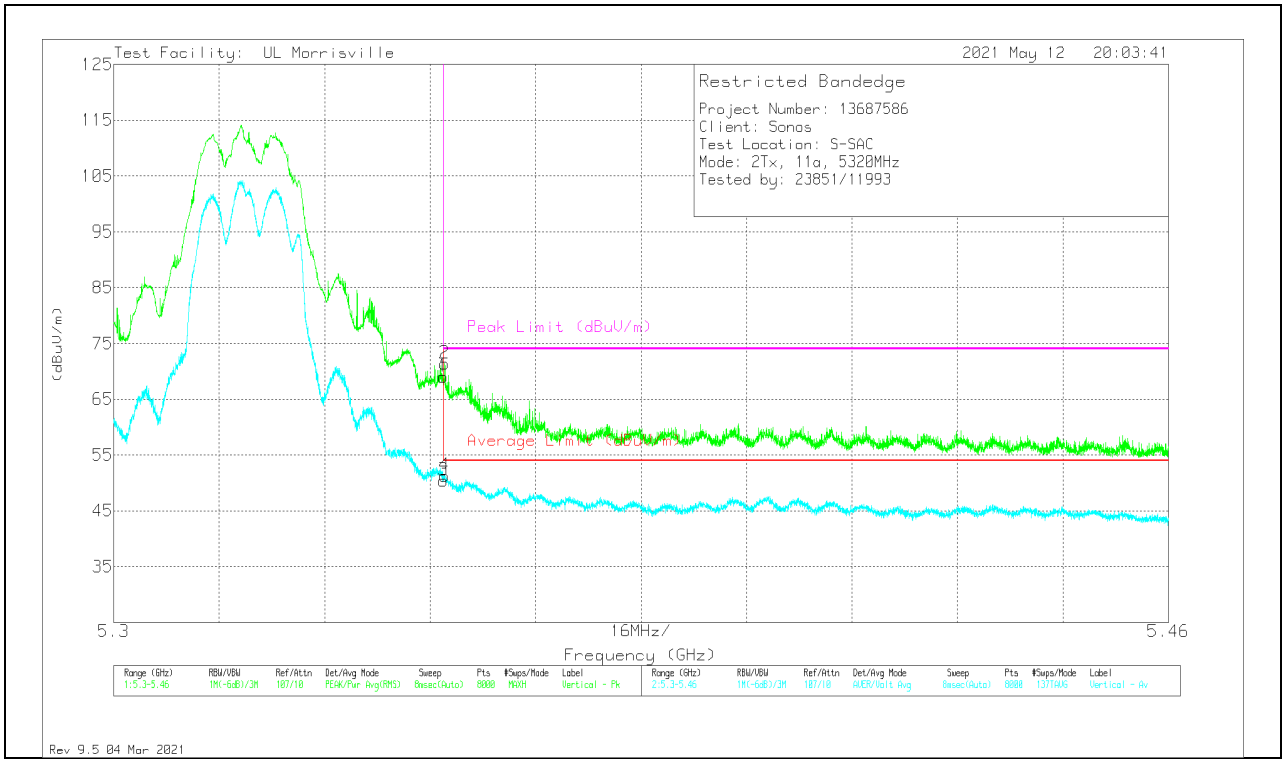


| Marker | Frequency (GHz) | Meter Reading (dBuV) | Det | AT0072 (dB/m) | Amp/Cbl/Fltr/Pad (dB) | Pad (dB) | DC Corr (dB) | Corrected Reading (dBuV/m) | Average Limit (dBuV/m) | Margin (dB) | Peak Limit (dBuV/m) | PK Margin (dB) | Azimuth (Degs) | Height (cm) | Polarity |
|---|---|---|---|---|---|---|---|---|---|---|---|---|---|---|---|
| 1 | * ** 5.35001 | 47.71 | Pk | 34.5 | -23.2 | 10 | 0 | 69.01 | - | - | 74 | -4.99 | 39 | 266 | V |
| 2 | * ** 5.35019 | 50.11 | Pk | 34.5 | -23.2 | 10 | 0 | 71.41 | - | - | 74 | -2.59 | 39 | 266 | V |
| 3 | * ** 5.35001 | 26.3 | ADV | 34.5 | -23.2 | 10 | 2.78 | 50.38 | 54 | -3.62 | - | - | 39 | 265 | V |
| 4 | * ** 5.35017 | 27.24 | ADV | 34.5 | -23.2 | 10 | 2.78 | 51.32 | 54 | -2.68 | - | - | 39 | 265 | V |

* - indicates frequency in CFR47 Pt 15 / IC RSS-Restricted Band
** - indicates frequency in Taiwan NCC LP0002 Restricted Band
Pk - Peak detector
ADV - Linear Voltage Average


UL LLC
12 Laboratory Dr., RTP, NC 27709; USA TEL: (919) 549-1400
*This report shall not be reproduced except in full, without the written approval of UL LLC.*

## HARMONICS AND SPURIOUS EMISSIONS

Note – Low and High Channels were tested at Mid Channel power levels.

### LOW CHANNEL RESULTS

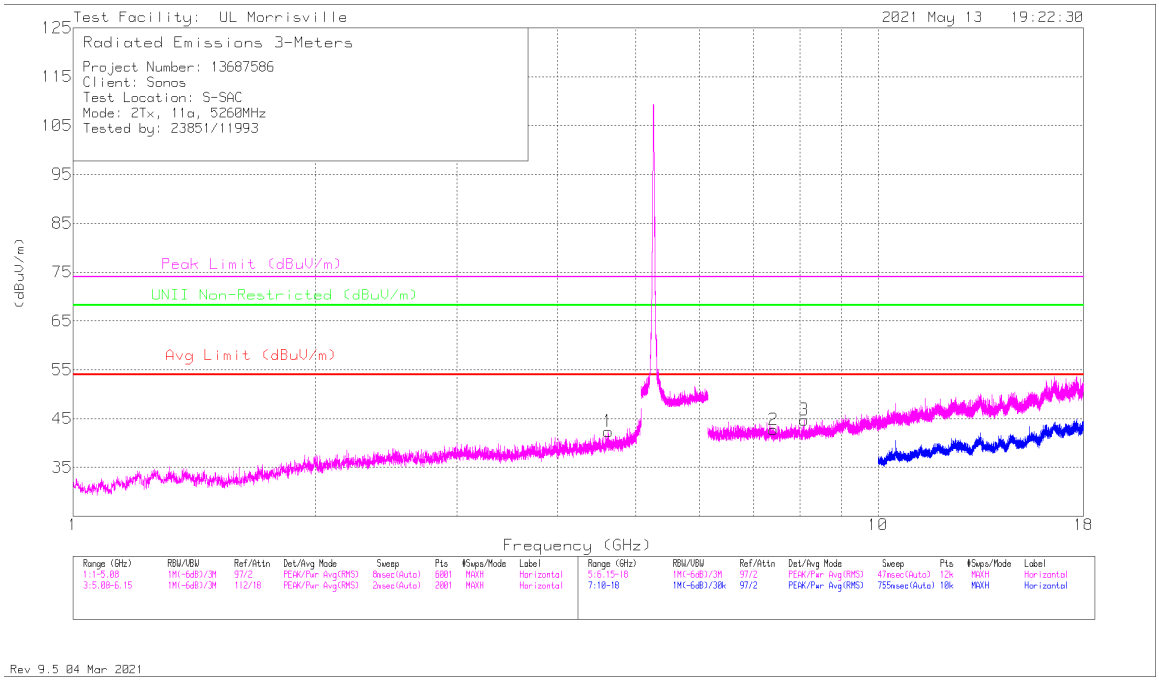


**HORIZONTAL**

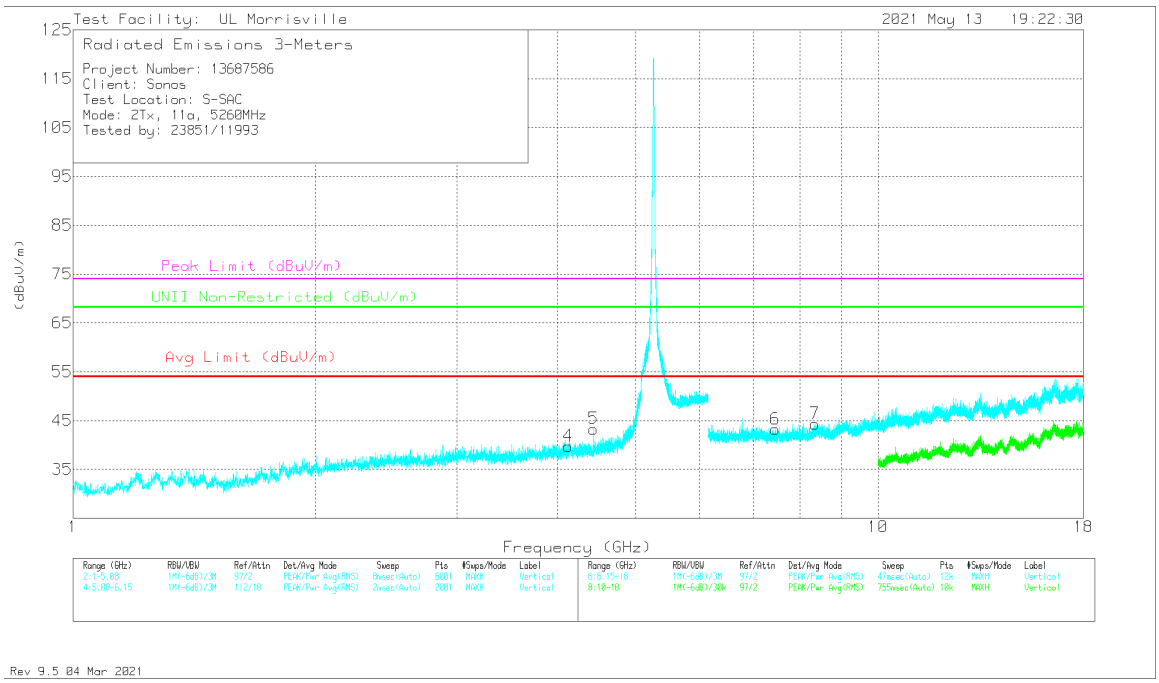


**VERTICAL**



UL LLC
12 Laboratory Dr., RTP, NC 27709; USA TEL: (919) 549-1400

*This report shall not be reproduced except in full, without the written approval of UL LLC.*

## RADIATED EMISSIONS

| Marker | Frequency (GHz) | Meter Reading (dBuV) | Det | AT0072 (dB/m) | Amp/Cbl/fltr/Pad (dB) | DC Corr (dB) | Corrected Reading (dBuV/m) | Avg Limit (dBuV/m) | Margin (dB) | Peak Limit (dBuV/m) | PK Margin (dB) | UNII Non-Restricted (dBuV/m) | PK Margin (dB) | Azimuth (Degs) | Height (cm) | Polarity |
|---|---|---|---|---|---|---|---|---|---|---|---|---|---|---|---|---|
| 1 | * ** 4.62236 | 39.59 | Pk | 34.1 | -31.3 | 0 | 42.39 | 54 | -11.61 | 74 | -31.61 | - | - | 0-360 | 101 | H |
| 4 | * ** 4.1212 | 37.84 | Pk | 33.6 | -31.7 | 0 | 39.74 | 54 | -14.26 | 74 | -34.26 | - | - | 0-360 | 101 | V |
| 2 | * ** 7.41301 | 35.21 | Pk | 35.7 | -28.2 | 0 | 42.71 | 54 | -11.29 | 74 | -31.29 | - | - | 0-360 | 101 | H |
| 3 | * ** 8.1013 | 36.19 | Pk | 35.9 | -27.4 | 0 | 44.69 | 54 | -9.31 | 74 | -29.31 | - | - | 0-360 | 200 | H |
| 6 | * ** 7.45251 | 35.52 | Pk | 35.6 | -27.9 | 0 | 43.22 | 54 | -10.78 | 74 | -30.78 | - | - | 0-360 | 101 | V |
| 7 | * ** 8.35608 | 35.81 | Pk | 35.8 | -27.3 | 0 | 44.31 | 54 | -9.69 | 74 | -29.69 | - | - | 0-360 | 101 | V |
| 5 | 4.42992 | 40.82 | Pk | 33.7 | -31.2 | 0 | 43.32 | - | - | - | - | 68.2 | -24.88 | 0-360 | 200 | V |

* - indicates frequency in CFR47 Pt 15 / IC RSS-Restricted Band
** - indicates frequency in Taiwan NCC LP0002 Restricted Band
Pk - Peak detector


UL LLC
12 Laboratory Dr., RTP, NC 27709; USA TEL: (919) 549-1400
*This report shall not be reproduced except in full, without the written approval of UL LLC.*

# MID CHANNEL RESULTS

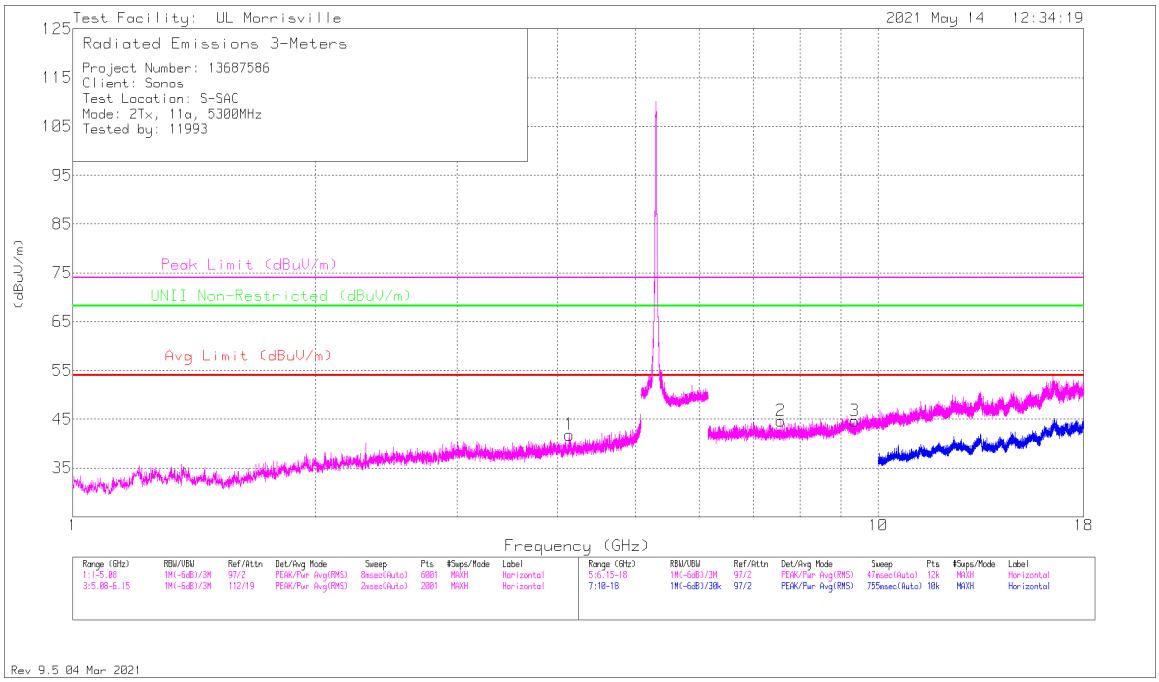


**HORIZONTAL**

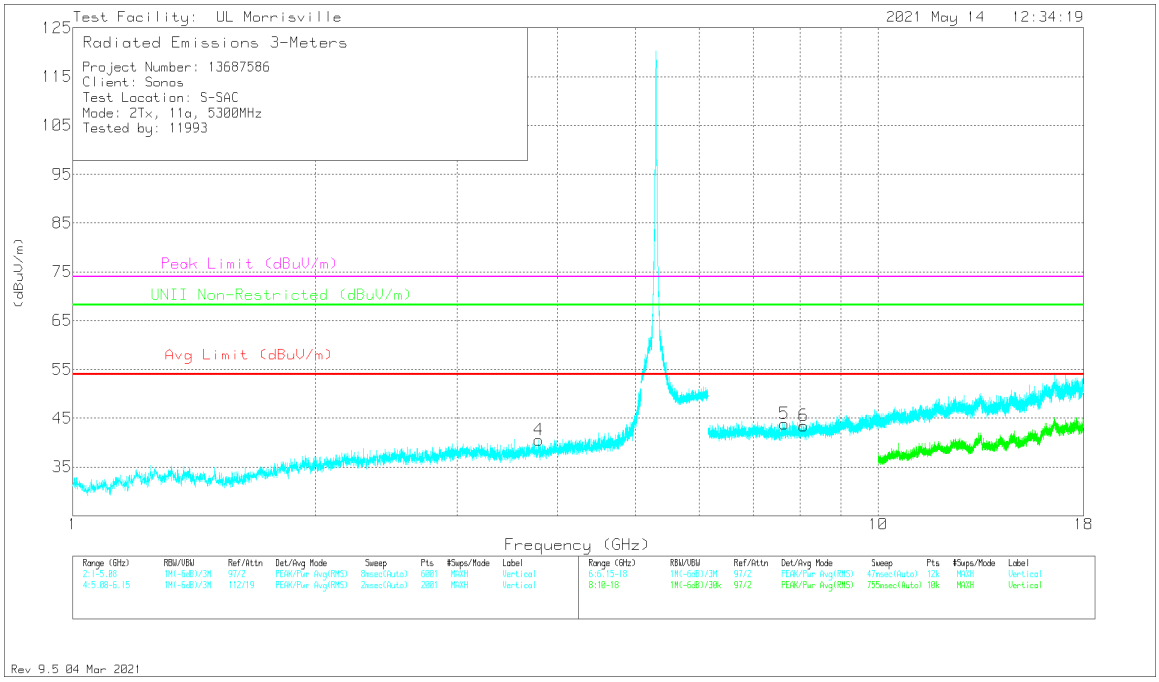


**VERTICAL**



UL LLC
12 Laboratory Dr., RTP, NC 27709; USA
TEL: (919) 549-1400

*This report shall not be reproduced except in full, without the written approval of UL LLC.*

## RADIATED EMISSIONS

| Marker | Frequency (GHz) | Meter Reading (dBuV) | Det | AT0072 (dB/m) | Amp/Cbl/fltr/ Pad (dB) | DC Corr (dB) | Corrected Reading (dBuV/m) | Avg Limit (dBuV/m) | Margin (dB) | Peak Limit (dBuV/m) | PK Margin (dB) | UNII Non-Restricted (dBuV/m) | PK Margin (dB) | Azimuth (Degs) | Height (cm) | Pol. |
|---|---|---|---|---|---|---|---|---|---|---|---|---|---|---|---|---|
| 1 | * ** 4.13888 | 39.89 | Pk | 33.5 | -31.6 | 0 | 41.79 | 54 | -12.21 | 74 | -32.21 | - | - | 0-360 | 199 | H |
| 4 | * ** 3.79276 | 40.24 | Pk | 33.2 | -32.9 | 0 | 40.54 | 54 | -13.46 | 74 | -33.46 | - | - | 0-360 | 101 | V |
| 2 | * ** 7.57101 | 36.51 | Pk | 35.6 | -27.5 | 0 | 44.61 | 54 | -9.39 | 74 | -29.39 | - | - | 0-360 | 199 | H |
| 3 | * ** 9.3574 | 34.97 | Pk | 36.5 | -26.8 | 0 | 44.67 | 54 | -9.33 | 74 | -29.33 | - | - | 0-360 | 199 | H |
| 5 | * ** 7.65693 | 36.07 | Pk | 35.7 | -27.9 | 0 | 43.87 | 54 | -10.13 | 74 | -30.13 | - | - | 0-360 | 200 | V |
| 6 | * ** 8.08451 | 35.06 | Pk | 35.9 | -27.5 | 0 | 43.46 | 54 | -10.54 | 74 | -30.54 | - | - | 0-360 | 200 | V |

* - indicates frequency in CFR47 Pt 15 / IC RSS-Restricted Band
** - indicates frequency in Taiwan NCC LP0002 Restricted Band
Pk - Peak detector


UL LLC
12 Laboratory Dr., RTP, NC 27709; USA TEL: (919) 549-1400
*This report shall not be reproduced except in full, without the written approval of UL LLC.*

# HIGH CHANNEL RESULTS

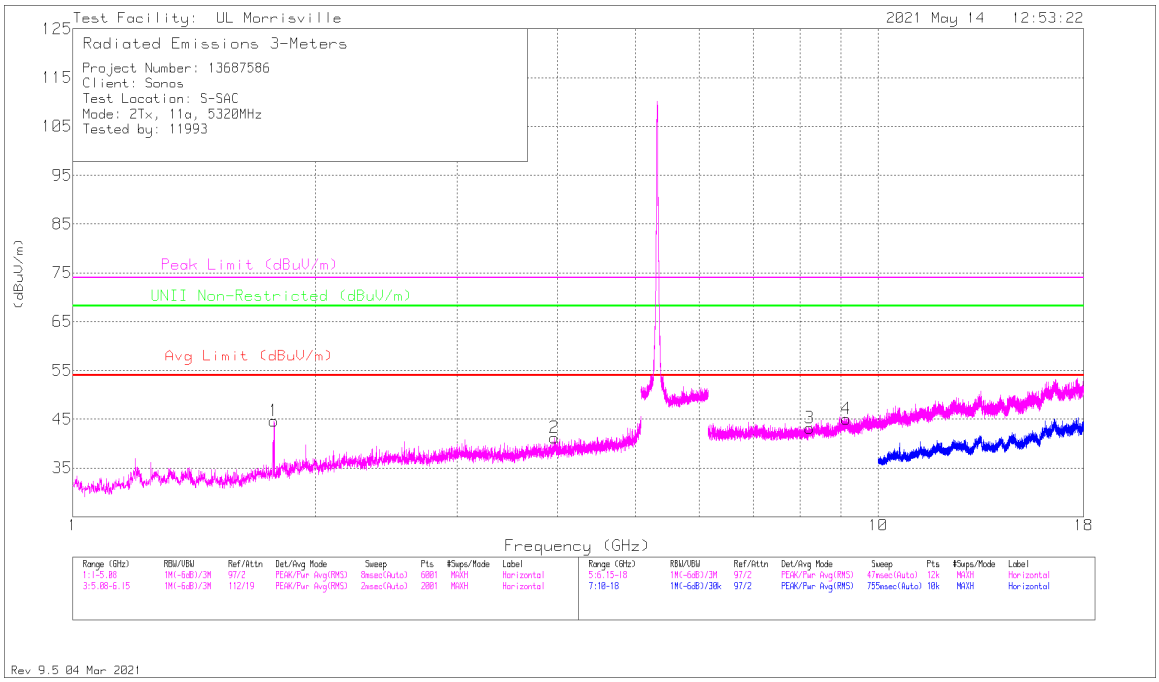


**HORIZONTAL**

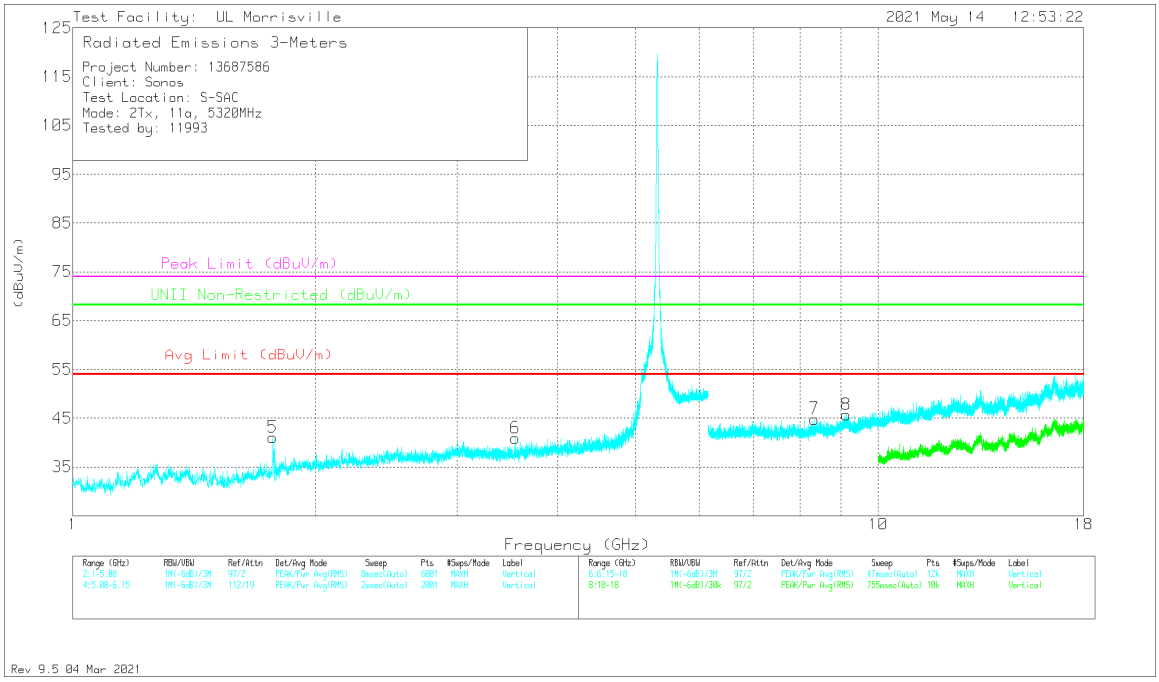


**VERTICAL**



UL LLC
12 Laboratory Dr., RTP, NC 27709; USA
TEL: (919) 549-1400

*This report shall not be reproduced except in full, without the written approval of UL LLC.*

## RADIATED EMISSIONS

| Marker | Frequency (GHz) | Meter Reading (dBuV) | Det | AT0072 (dB/m) | Amp/Cbl/fltr/Pad (dB) | DC Corr (dB) | Corrected Reading (dBuV/m) | Avg Limit (dBuV/m) | Margin (dB) | Peak Limit (dBuV/m) | PK Margin (dB) | UNII Non-Restricted (dBuV/m) | PK Margin (dB) | Azimuth (Degs) | Height (cm) | Polarity |
|---|---|---|---|---|---|---|---|---|---|---|---|---|---|---|---|---|
| 1 | ** 1.7786 | 49.66 | Pk | 29.7 | -34.7 | 0 | 44.66 | 54 | -9.34 | 74 | -29.34 | - | - | 0-360 | 199 | H |
| 2 | * ** 3.96344 | 39.39 | Pk | 33.6 | -31.8 | 0 | 41.19 | 54 | -12.81 | 74 | -32.81 | - | - | 0-360 | 101 | H |
| 5 | ** 1.7718 | 46.13 | Pk | 29.6 | -34.7 | 0 | 41.03 | 54 | -12.97 | 74 | -32.97 | - | - | 0-360 | 199 | V |
| 6 | * ** 3.5466 | 41.46 | Pk | 32.7 | -33.2 | 0 | 40.96 | 54 | -13.04 | 74 | -33.04 | - | - | 0-360 | 101 | V |
| 3 | * ** 8.22474 | 35.06 | Pk | 35.8 | -27.7 | 0 | 43.16 | 54 | -10.84 | 74 | -30.84 | - | - | 0-360 | 101 | H |
| 4 | * ** 9.13916 | 35.48 | Pk | 36.3 | -26.7 | 0 | 45.08 | 54 | -8.92 | 74 | -28.92 | - | - | 0-360 | 199 | H |
| 7 | * ** 8.34126 | 36.44 | Pk | 35.8 | -27.4 | 0 | 44.84 | 54 | -9.16 | 74 | -29.16 | - | - | 0-360 | 199 | V |
| 8 | * ** 9.12633 | 36.06 | Pk | 36.3 | -26.6 | 0 | 45.76 | 54 | -8.24 | 74 | -28.24 | - | - | 0-360 | 199 | V |

* - indicates frequency in CFR47 Pt 15 / IC RSS-Restricted Band
** - indicates frequency in Taiwan NCC LP0002 Restricted Band
Pk - Peak detector


UL LLC
12 Laboratory Dr., RTP, NC 27709; USA TEL: (919) 549-1400
*This report shall not be reproduced except in full, without the written approval of UL LLC.*

## 10.1.4. TX ABOVE 1 GHz 802.11n HT20 MODE IN THE 5.3 GHz BAND

**2TX Antenna 1 + Antenna 2 CDD MODE**

## BANDEDGE (HIGH CHANNEL)

### HORIZONTAL RESULT

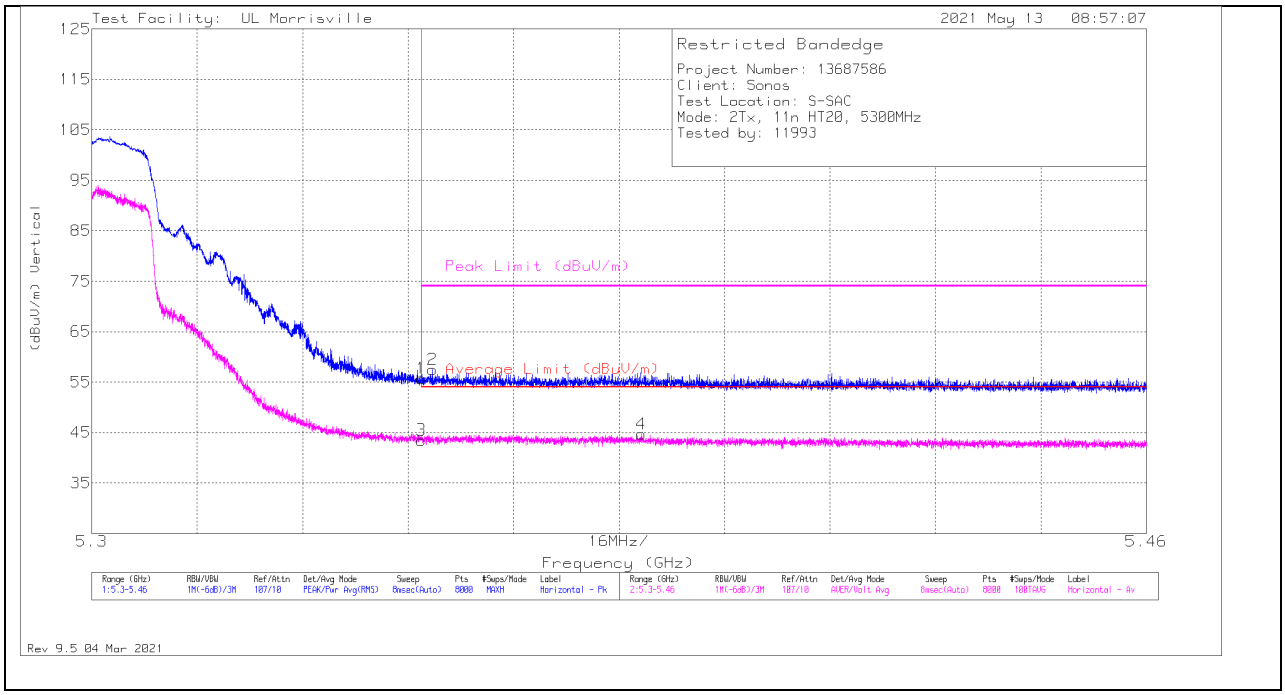


| Marker | Frequency (GHz) | Meter Reading (dBuV) | Det | AT0072 (dB/m) | Amp/Cbl/Fltr/Pad (dB) | Pad (dB) | DC Corr (dB) | Corrected Reading (dBuV/m) | Average Limit (dBuV/m) | Margin (dB) | Peak Limit (dBuV/m) | PK Margin (dB) | Azimuth (Degs) | Height (cm) | Polarity |
|---|---|---|---|---|---|---|---|---|---|---|---|---|---|---|---|
| 1 | * ** 5.35001 | 34.5 | Pk | 34.5 | -23.2 | 10 | 0 | 55.8 | - | - | 74 | -18.2 | 6 | 118 | H |
| 2 | * ** 5.35171 | 36.2 | Pk | 34.5 | -23.2 | 10 | 0 | 57.5 | - | - | 74 | -16.5 | 6 | 118 | H |
| 3 | * ** 5.35001 | 19.26 | ADV | 34.5 | -23.2 | 10 | 2.96 | 43.52 | 54 | -10.48 | - | - | 6 | 118 | H |
| 4 | * ** 5.38341 | 20.42 | ADV | 34.5 | -23.3 | 10.1 | 2.96 | 44.68 | 54 | -9.32 | - | - | 6 | 118 | H |

* - indicates frequency in CFR47 Pt 15 / IC RSS-Restricted Band
** - indicates frequency in Taiwan NCC LP0002 Restricted Band
Pk - Peak detector
ADV - Linear Voltage Average


UL LLC
12 Laboratory Dr., RTP, NC 27709; USA TEL: (919) 549-1400
*This report shall not be reproduced except in full, without the written approval of UL LLC.*

# VERTICAL RESULT

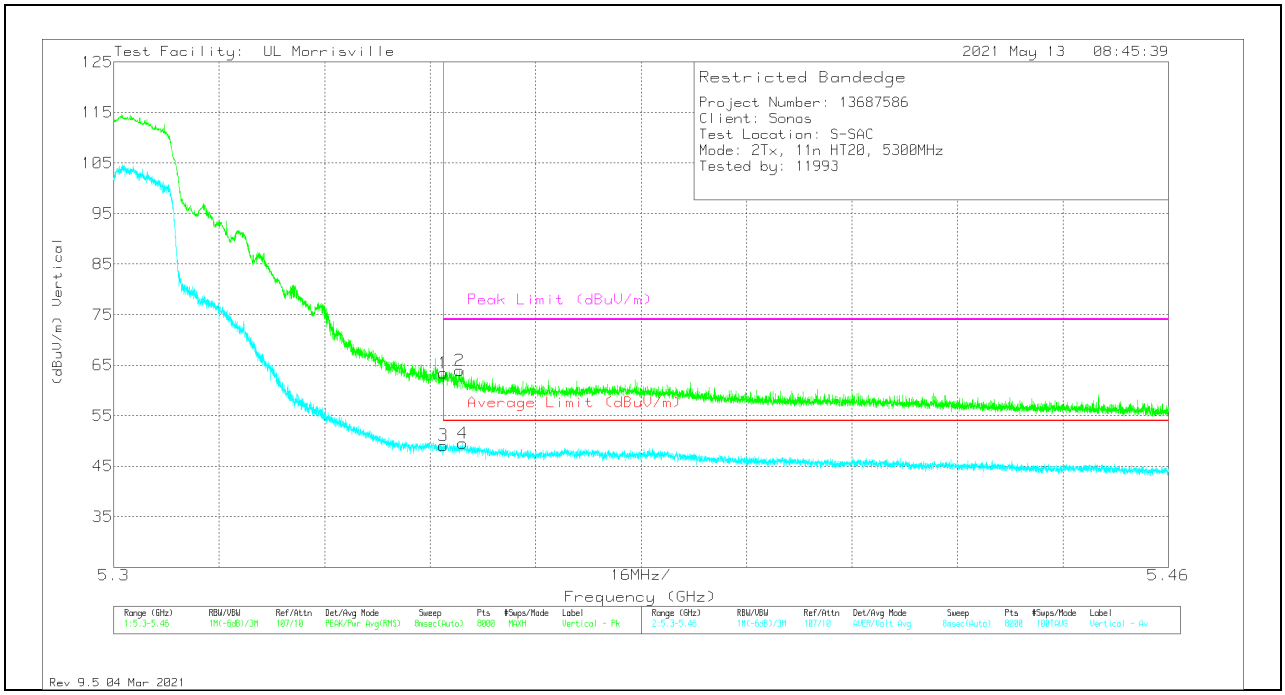


| Marker | Frequency (GHz) | Meter Reading (dBuV) | Det | AT0072 (dB/m) | Amp/Cbl/Fltr/Pad (dB) | Pad (dB) | DC Corr (dB) | Corrected Reading (dBuV/m) | Average Limit (dBuV/m) | Margin (dB) | Peak Limit (dBuV/m) | PK Margin (dB) | Azimuth (Degs) | Height (cm) | Polarity |
|---|---|---|---|---|---|---|---|---|---|---|---|---|---|---|---|
| 1 | * ** 5.35001 | 42.12 | Pk | 34.5 | -23.2 | 10 | 0 | 63.42 | - | - | 74 | -10.58 | 67 | 108 | V |
| 2 | * ** 5.35243 | 42.67 | Pk | 34.5 | -23.2 | 10 | 0 | 63.97 | - | - | 74 | -10.03 | 67 | 108 | V |
| 3 | * ** 5.35001 | 24.85 | ADV | 34.5 | -23.2 | 10 | 2.96 | 49.11 | 54 | -4.89 | - | - | 67 | 108 | V |
| 4 | * ** 5.35297 | 25.29 | ADV | 34.5 | -23.2 | 10 | 2.96 | 49.55 | 54 | -4.45 | - | - | 67 | 108 | V |

* - indicates frequency in CFR47 Pt 15 / IC RSS-Restricted Band
** - indicates frequency in Taiwan NCC LP0002 Restricted Band
Pk - Peak detector
ADV - Linear Voltage Average


UL LLC
12 Laboratory Dr., RTP, NC 27709; USA TEL: (919) 549-1400
*This report shall not be reproduced except in full, without the written approval of UL LLC.*

## BANDEDGE (HIGH CHANNEL)

### HORIZONTAL RESULT

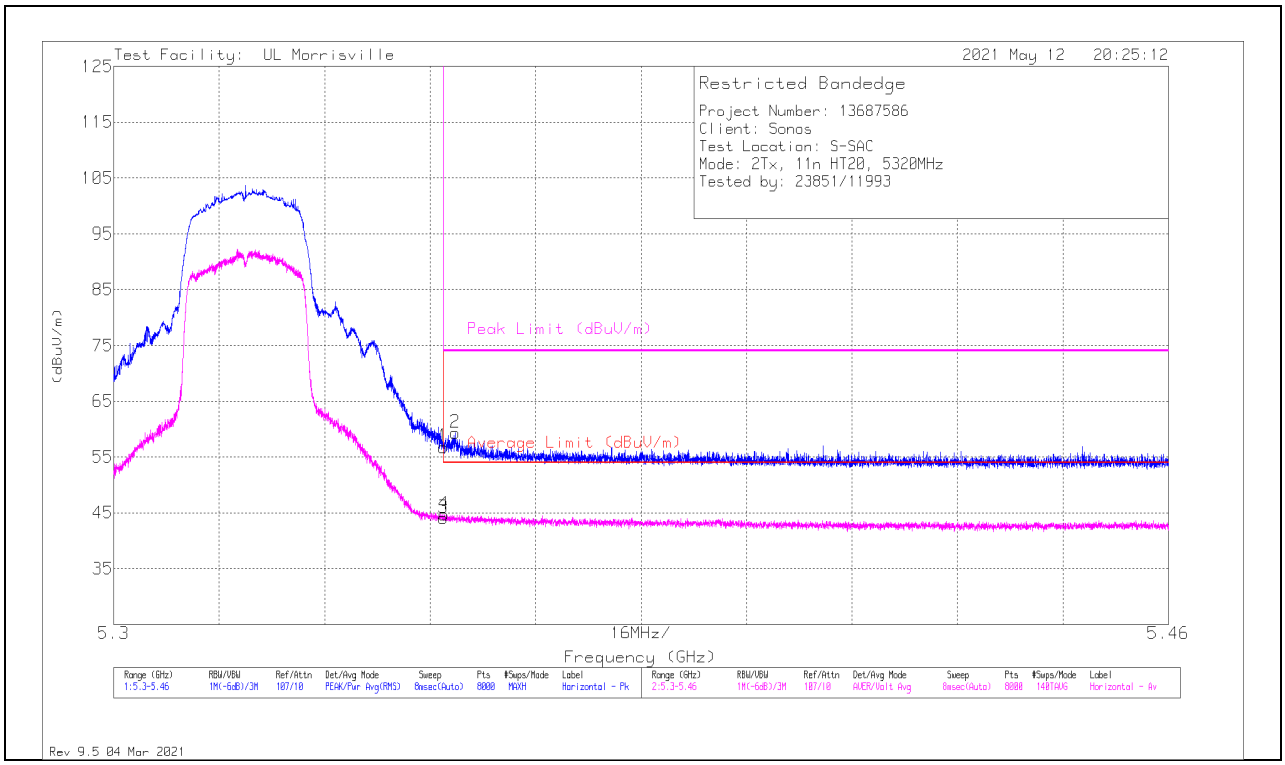


| Marker | Frequency (GHz) | Meter Reading (dBuV) | Det | AT0072 (dB/m) | Amp/Cbl/Fltr/Pad (dB) | Pad (dB) | DC Corr (dB) | Corrected Reading (dBuV/m) | Average Limit (dBuV/m) | Margin (dB) | Peak Limit (dBuV/m) | PK Margin (dB) | Azimuth (Degs) | Height (cm) | Polarity |
|---|---|---|---|---|---|---|---|---|---|---|---|---|---|---|---|
| 1 | * ** 5.35001 | 35.51 | Pk | 34.5 | -23.2 | 10 | 0 | 56.81 | - | - | 74 | -17.19 | 245 | 282 | H |
| 2 | * ** 5.35177 | 38.08 | Pk | 34.5 | -23.2 | 10 | 0 | 59.38 | - | - | 74 | -14.62 | 245 | 282 | H |
| 3 | * ** 5.35001 | 19.85 | ADV | 34.5 | -23.2 | 10 | 2.96 | 44.11 | 54 | -9.89 | - | - | 245 | 282 | H |
| 4 | * ** 5.35005 | 20.42 | ADV | 34.5 | -23.2 | 10 | 2.96 | 44.68 | 54 | -9.32 | - | - | 245 | 282 | H |

* - indicates frequency in CFR47 Pt 15 / IC RSS-Restricted Band
** - indicates frequency in Taiwan NCC LP0002 Restricted Band
Pk - Peak detector
ADV - Linear Voltage Average


UL LLC
12 Laboratory Dr., RTP, NC 27709; USA TEL: (919) 549-1400
*This report shall not be reproduced except in full, without the written approval of UL LLC.*

# VERTICAL RESULT

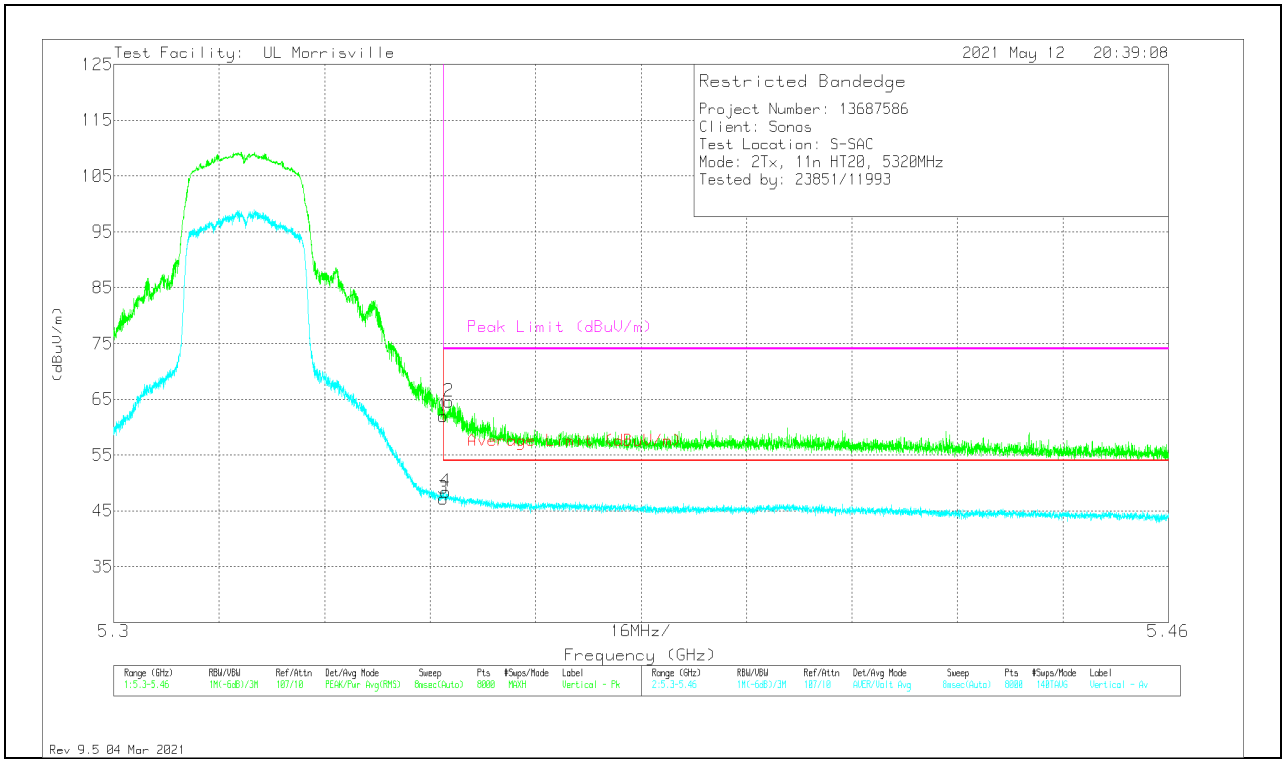


| Marker | Frequency (GHz) | Meter Reading (dBuV) | Det | AT0072 (dB/m) | Amp/Cbl/Fltr/Pad (dB) | Pad (dB) | DC Corr (dB) | Corrected Reading (dBuV/m) | Average Limit (dBuV/m) | Margin (dB) | Peak Limit (dBuV/m) | PK Margin (dB) | Azimuth (Degs) | Height (cm) | Polarity |
|---|---|---|---|---|---|---|---|---|---|---|---|---|---|---|---|
| 1 | * ** 5.35001 | 40.66 | Pk | 34.5 | -23.2 | 10 | 0 | 61.96 | - | - | 74 | -12.04 | 48 | 100 | V |
| 2 | * ** 5.35087 | 43.24 | Pk | 34.5 | -23.2 | 10 | 0 | 64.54 | - | - | 74 | -9.46 | 48 | 100 | V |
| 3 | * ** 5.35001 | 22.97 | ADV | 34.5 | -23.2 | 10 | 2.96 | 47.23 | 54 | -6.77 | - | - | 48 | 100 | V |
| 4 | * ** 5.35039 | 24.15 | ADV | 34.5 | -23.2 | 10 | 2.96 | 48.41 | 54 | -5.59 | - | - | 48 | 100 | V |

* - indicates frequency in CFR47 Pt 15 / IC RSS-Restricted Band
** - indicates frequency in Taiwan NCC LP0002 Restricted Band
Pk - Peak detector
ADV - Linear Voltage Average


UL LLC
12 Laboratory Dr., RTP, NC 27709; USA TEL: (919) 549-1400
*This report shall not be reproduced except in full, without the written approval of UL LLC.*

## HARMONICS AND SPURIOUS EMISSIONS

Note – Low and High Channels were tested at Mid Channel power levels.

### LOW CHANNEL RESULTS

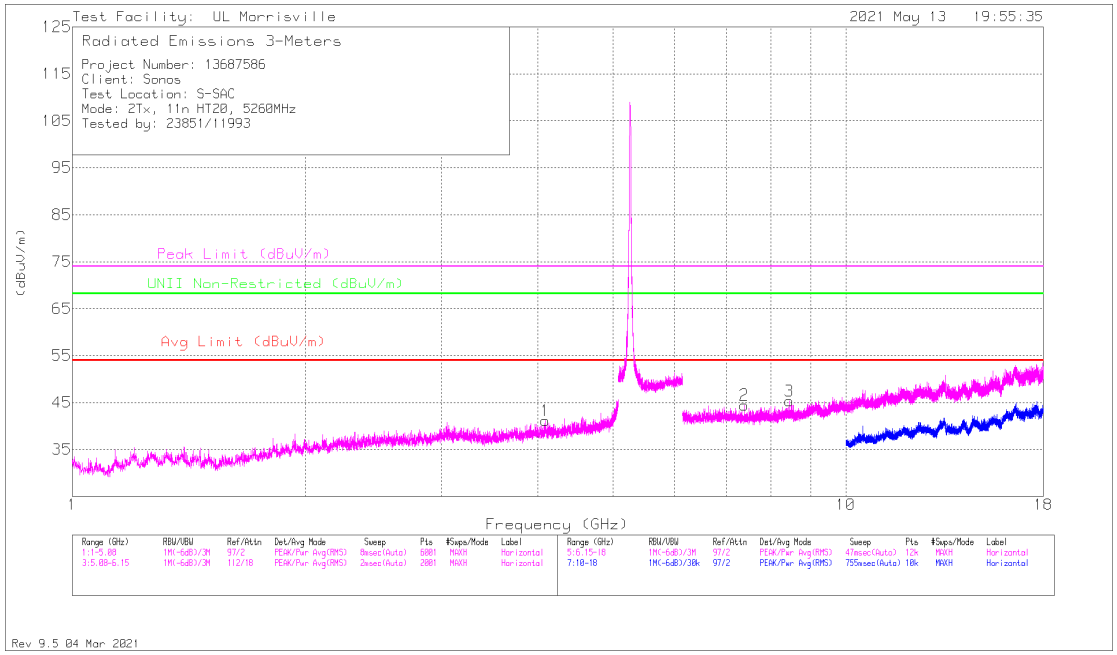


**HORIZONTAL**

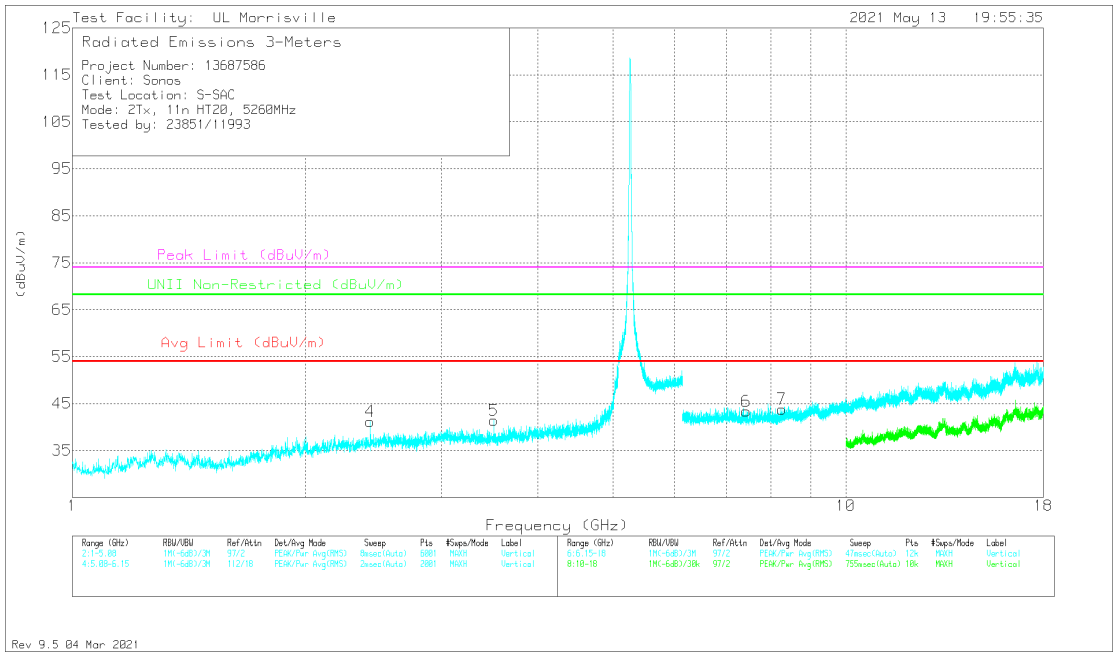


**VERTICAL**



UL LLC
12 Laboratory Dr., RTP, NC 27709; USA TEL: (919) 549-1400

*This report shall not be reproduced except in full, without the written approval of UL LLC.*

## RADIATED EMISSIONS

| Marker | Frequency (GHz) | Meter Reading (dBuV) | Det | AT0072 (dB/m) | Amp/Cbl/fltr/Pad (dB) | DC Corr (dB) | Corrected Reading (dBuV/m) | Avg Limit (dBuV/m) | Margin (dB) | Peak Limit (dBuV/m) | PK Margin (dB) | UNII Non-Restricted (dBuV/m) | PK Margin (dB) | Azimuth (Degs) | Height (cm) | Polarity |
|---|---|---|---|---|---|---|---|---|---|---|---|---|---|---|---|---|
| 1 | * ** 4.0872 | 39.76 | Pk | 33.6 | -32.2 | 0 | 41.16 | 54 | -12.84 | 74 | -32.84 | - | - | 0-360 | 101 | H |
| 5 | * ** 3.50716 | 41.71 | Pk | 32.9 | -33.2 | 0 | 41.41 | 54 | -12.59 | 74 | -32.59 | - | - | 0-360 | 101 | V |
| 2 | * ** 7.39129 | 37.03 | Pk | 35.7 | -28.3 | 0 | 44.43 | 54 | -9.57 | 74 | -29.57 | - | - | 0-360 | 199 | H |
| 3 | * ** 8.45483 | 37.12 | Pk | 35.9 | -27.7 | 0 | 45.32 | 54 | -8.68 | 74 | -28.68 | - | - | 0-360 | 199 | H |
| 6 | * ** 7.43375 | 35.87 | Pk | 35.6 | -28.1 | 0 | 43.37 | 54 | -10.63 | 74 | -30.63 | - | - | 0-360 | 200 | V |
| 7 | * ** 8.2672 | 35.69 | Pk | 35.9 | -27.8 | 0 | 43.79 | 54 | -10.21 | 74 | -30.21 | - | - | 0-360 | 200 | V |
| 4 | 2.42732 | 42.97 | Pk | 32.3 | -34.1 | 0 | 41.17 | - | - | - | - | 68.2 | -27.03 | 0-360 | 101 | V |

* - indicates frequency in CFR47 Pt 15 / IC RSS-Restricted Band
** - indicates frequency in Taiwan NCC LP0002 Restricted Band
Pk - Peak detector


UL LLC
12 Laboratory Dr., RTP, NC 27709; USA TEL: (919) 549-1400
*This report shall not be reproduced except in full, without the written approval of UL LLC.*

# MID CHANNEL RESULTS

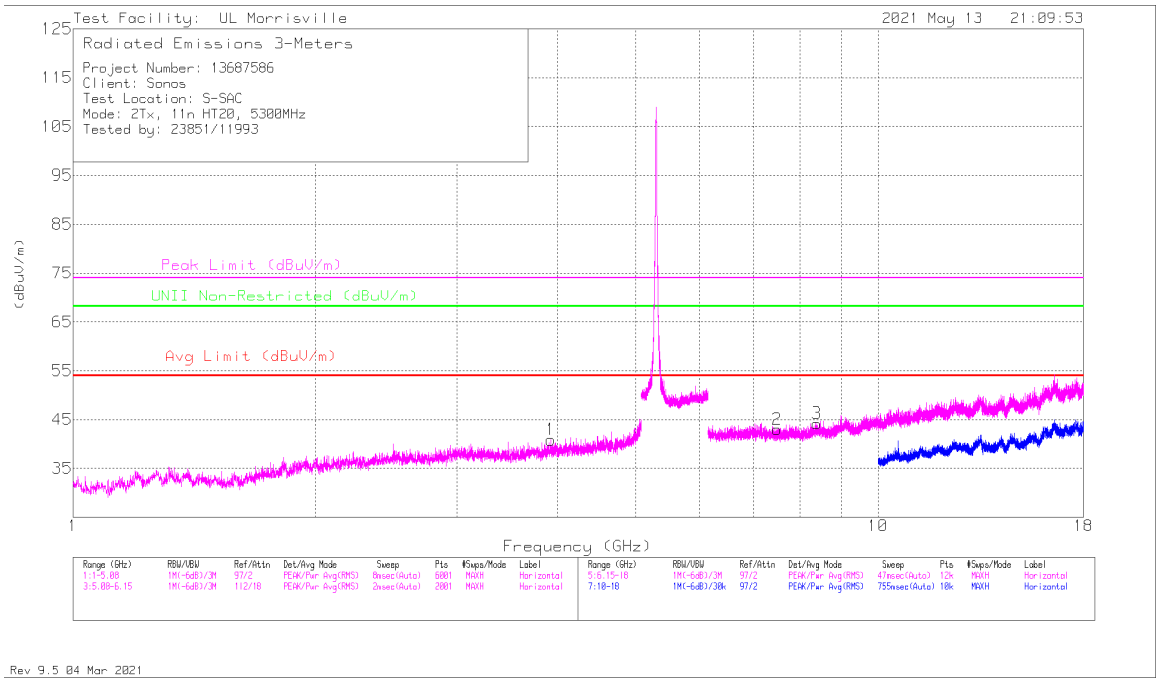


**HORIZONTAL**

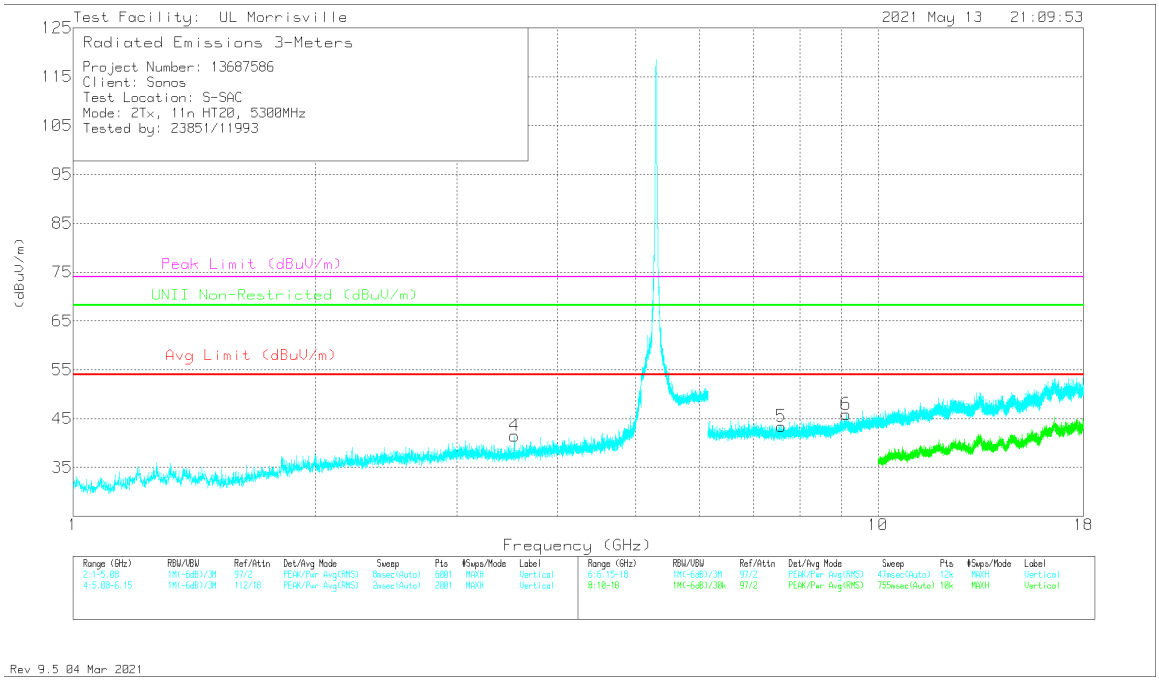


**VERTICAL**



UL LLC
12 Laboratory Dr., RTP, NC 27709; USA
TEL: (919) 549-1400

*This report shall not be reproduced except in full, without the written approval of UL LLC.*

## RADIATED EMISSIONS

| Marker | Frequency (GHz) | Meter Reading (dBuV) | Det | AT0072 (dB/m) | Amp/Cbl/fltr/Pad (dB) | DC Corr (dB) | Corrected Reading (dBuV/m) | Avg Limit (dBuV/m) | Margin (dB) | Peak Limit (dBuV/m) | PK Margin (dB) | UNII Non-Restricted (dBuV/m) | PK Margin (dB) | Azimuth (Degs) | Height (cm) | Polarity |
|---|---|---|---|---|---|---|---|---|---|---|---|---|---|---|---|---|
| 1 | * ** 3.9206 | 39.47 | Pk | 33.5 | -32.1 | 0 | 40.87 | 54 | -13.13 | 74 | -33.13 | - | - | 0-360 | 101 | H |
| 4 | * ** 3.53368 | 42.1 | Pk | 32.7 | -33.3 | 0 | 41.5 | 54 | -12.5 | 74 | -32.5 | - | - | 0-360 | 101 | V |
| 2 | * ** 7.49399 | 35.08 | Pk | 35.6 | -27.7 | 0 | 42.98 | 54 | -11.02 | 74 | -31.02 | - | - | 0-360 | 200 | H |
| 3 | * ** 8.39459 | 35.57 | Pk | 35.9 | -27.3 | 0 | 44.17 | 54 | -9.83 | 74 | -29.83 | - | - | 0-360 | 101 | H |
| 5 | * ** 7.58286 | 35.39 | Pk | 35.6 | -27.6 | 0 | 43.39 | 54 | -10.61 | 74 | -30.61 | - | - | 0-360 | 101 | V |
| 6 | * ** 9.12731 | 36.19 | Pk | 36.3 | -26.6 | 0 | 45.89 | 54 | -8.11 | 74 | -28.11 | - | - | 0-360 | 200 | V |

* - indicates frequency in CFR47 Pt 15 / IC RSS-Restricted Band
** - indicates frequency in Taiwan NCC LP0002 Restricted Band
Pk - Peak detector


UL LLC
12 Laboratory Dr., RTP, NC 27709; USA TEL: (919) 549-1400
*This report shall not be reproduced except in full, without the written approval of UL LLC.*

## HIGH CHANNEL RESULTS

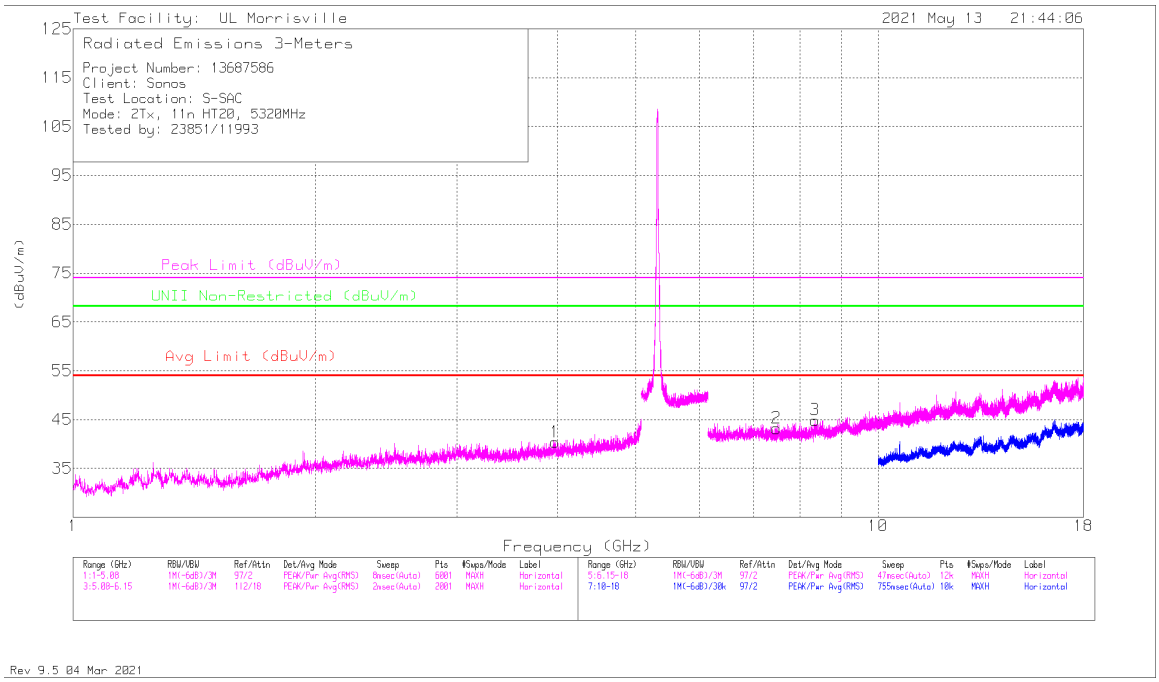


**HORIZONTAL**

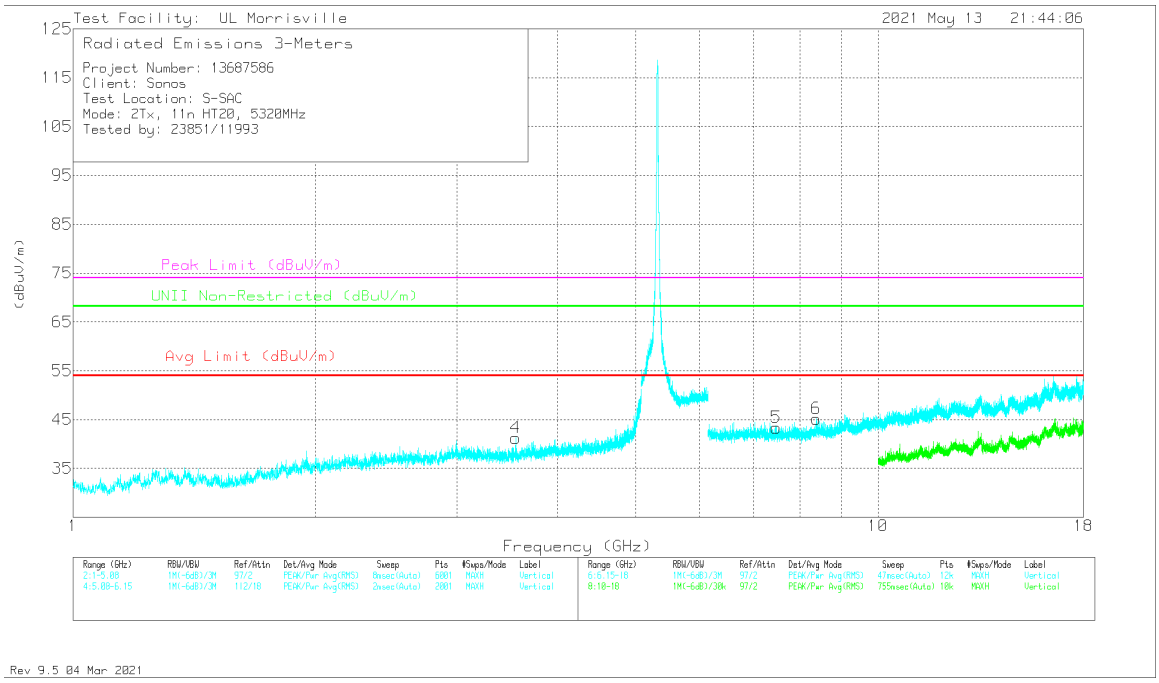


**VERTICAL**



UL LLC
12 Laboratory Dr., RTP, NC 27709; USA
TEL: (919) 549-1400

*This report shall not be reproduced except in full, without the written approval of UL LLC.*

## RADIATED EMISSIONS

| Marker | Frequency (GHz) | Meter Reading (dBuV) | Det | AT0072 (dB/m) | Amp/Cbl/fltr/Pad (dB) | DC Corr (dB) | Corrected Reading (dBuV/m) | Avg Limit (dBuV/m) | Margin (dB) | Peak Limit (dBuV/m) | PK Margin (dB) | UNII Non-Restricted (dBuV/m) | PK Margin (dB) | Azimuth (Degs) | Height (cm) | Polarity |
|---|---|---|---|---|---|---|---|---|---|---|---|---|---|---|---|---|
| 1 | * ** 3.9682 | 38.47 | Pk | 33.6 | -31.7 | 0 | 40.37 | 54 | -13.63 | 74 | -33.63 | - | - | 0-360 | 101 | H |
| 4 | * ** 3.5466 | 41.74 | Pk | 32.7 | -33.2 | 0 | 41.24 | 54 | -12.76 | 74 | -32.76 | - | - | 0-360 | 101 | V |
| 2 | * ** 7.47523 | 35.41 | Pk | 35.6 | -27.8 | 0 | 43.21 | 54 | -10.79 | 74 | -30.79 | - | - | 0-360 | 101 | H |
| 3 | * ** 8.34719 | 36.48 | Pk | 35.8 | -27.4 | 0 | 44.88 | 54 | -9.12 | 74 | -29.12 | - | - | 0-360 | 101 | H |
| 5 | * ** 7.47325 | 35.54 | Pk | 35.6 | -27.8 | 0 | 43.34 | 54 | -10.66 | 74 | -30.66 | - | - | 0-360 | 101 | V |
| 6 | * ** 8.3778 | 36.57 | Pk | 35.8 | -27.2 | 0 | 45.17 | 54 | -8.83 | 74 | -28.83 | - | - | 0-360 | 101 | V |

* - indicates frequency in CFR47 Pt 15 / IC RSS-Restricted Band
** - indicates frequency in Taiwan NCC LP0002 Restricted Band
Pk - Peak detector


UL LLC
12 Laboratory Dr., RTP, NC 27709; USA TEL: (919) 549-1400
*This report shall not be reproduced except in full, without the written approval of UL LLC.*

## 10.1.5. TX ABOVE 1 GHz 802.11a MODE IN THE 5.6 GHz BAND

**2TX Antenna 1 + Antenna 2 CDD MODE**

## BANDEDGE (LOW CHANNEL)

### HORIZONTAL RESULT

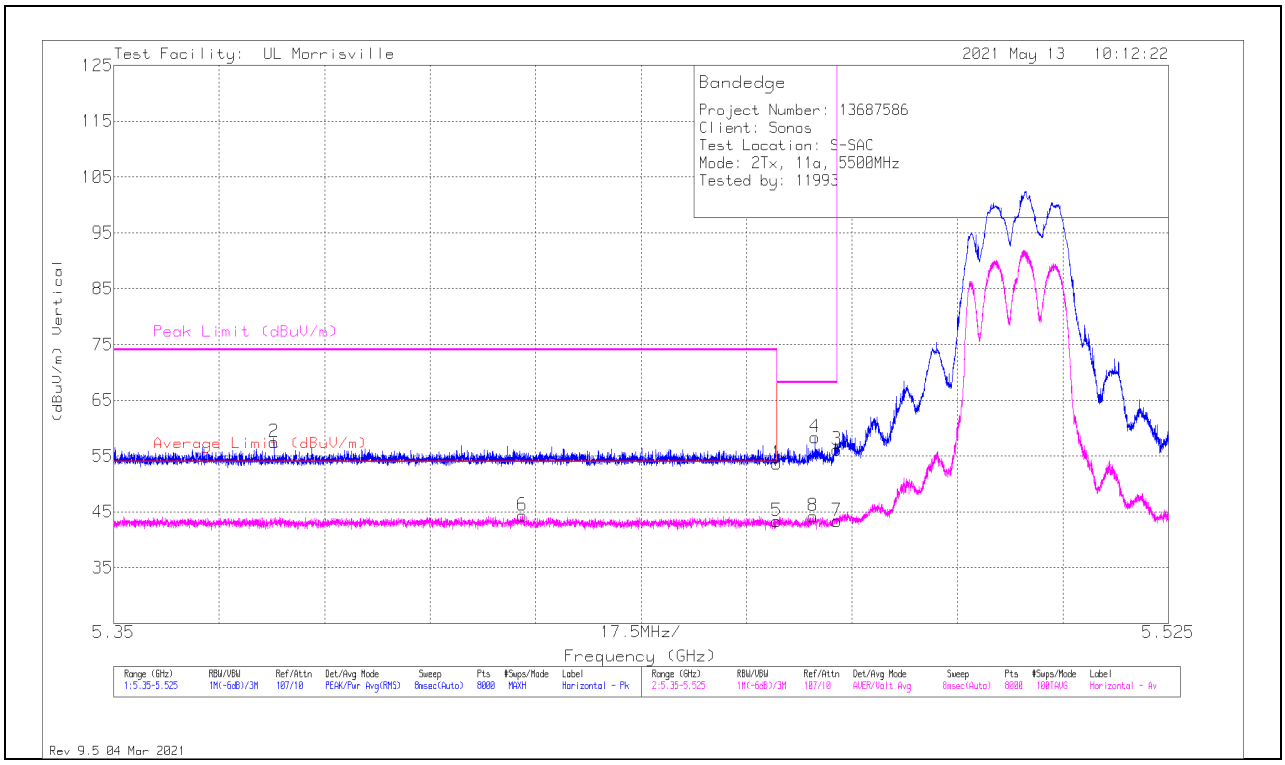


| Marker | Frequency (GHz) | Meter Reading (dBuV) | Det | AT0072 (dB/m) | Amp/Cbl/Fltr/Pad (dB) | Pad (dB) | DC Corr (dB) | Corrected Reading (dBuV/m) | Average Limit (dBuV/m) | Margin (dB) | Peak Limit (dBuV/m) | PK Margin (dB) | Azimuth (Degs) | Height (cm) | Polarity |
|---|---|---|---|---|---|---|---|---|---|---|---|---|---|---|---|
| 1 | * ** 5.45998 | 32.51 | Pk | 34.6 | -23.5 | 10 | 0 | 53.61 | - | - | 74 | -20.39 | 12 | 319 | H |
| 2 | * ** 5.37663 | 36.18 | Pk | 34.5 | -23.3 | 10.1 | 0 | 57.48 | - | - | 74 | -16.52 | 12 | 319 | H |
| 5 | * ** 5.45998 | 19.5 | ADV | 34.6 | -23.5 | 10 | 2.78 | 43.38 | 54 | -10.62 | - | - | 12 | 319 | H |
| 6 | * ** 5.41776 | 20.33 | ADV | 34.5 | -23.3 | 10 | 2.78 | 44.31 | 54 | -9.69 | - | - | 12 | 319 | H |
| 8 | 5.466 | 20.37 | ADV | 34.6 | -23.6 | 10.1 | 2.78 | 44.25 | - | - | - | - | 12 | 319 | H |
| 4 | 5.46637 | 37.21 | Pk | 34.6 | -23.6 | 10.1 | 0 | 58.31 | - | - | 68.2 | -9.89 | 12 | 319 | H |
| 3 | 5.46998 | 34.97 | Pk | 34.6 | -23.5 | 10.1 | 0 | 56.17 | - | - | 68.2 | -12.03 | 12 | 319 | H |
| 7 | 5.46998 | 19.32 | ADV | 34.6 | -23.5 | 10.1 | 2.78 | 43.3 | - | - | - | - | 12 | 319 | H |

* - indicates frequency in CFR47 Pt 15 / IC RSS-Restricted Band
** - indicates frequency in Taiwan NCC LP0002 Restricted Band
Pk - Peak detector
ADV - Linear Voltage Average


UL LLC
12 Laboratory Dr., RTP, NC 27709; USA TEL: (919) 549-1400
*This report shall not be reproduced except in full, without the written approval of UL LLC.*

# VERTICAL RESULT

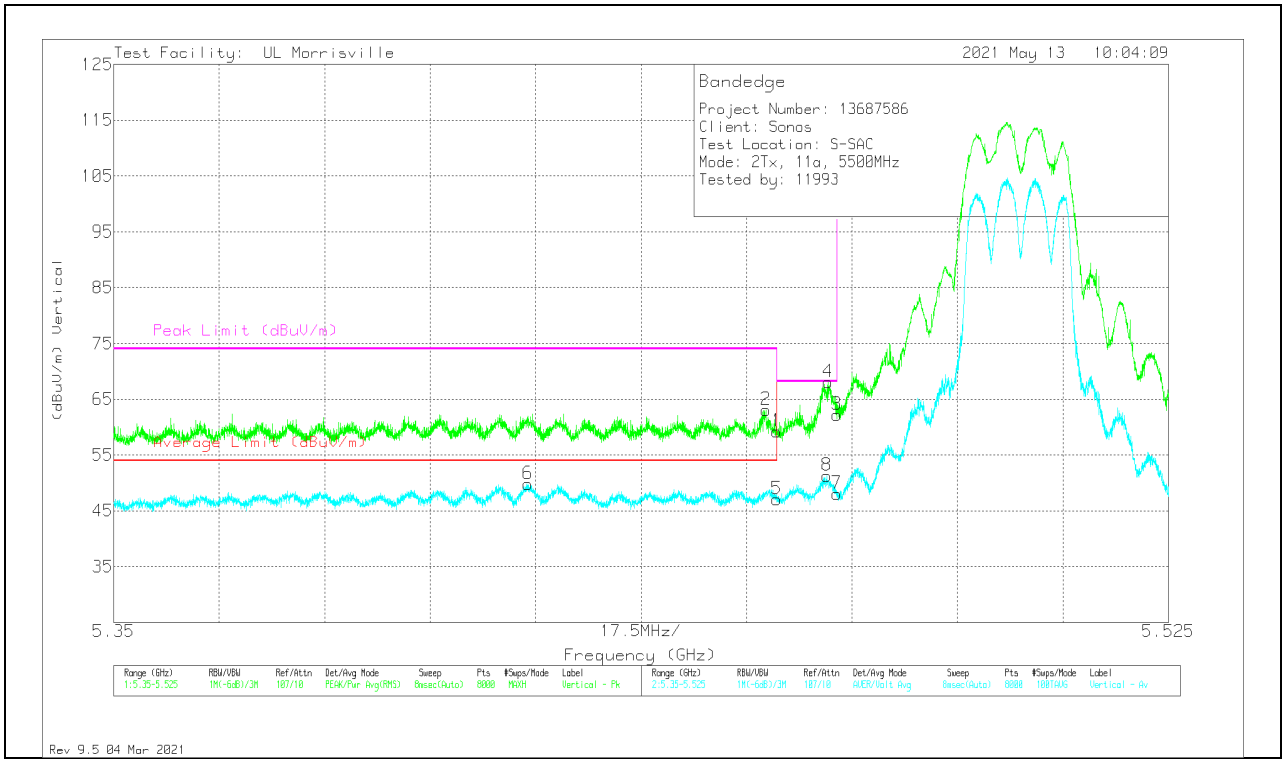


| Marker | Frequency (GHz) | Meter Reading (dBuV) | Det | AT0072 (dB/m) | Amp/Cbl/Fltr/Pad (dB) | Pad (dB) | DC Corr (dB) | Corrected Reading (dBuV/m) | Average Limit (dBuV/m) | Margin (dB) | Peak Limit (dBuV/m) | PK Margin (dB) | Azimuth (Degs) | Height (cm) | Polarity |
|---|---|---|---|---|---|---|---|---|---|---|---|---|---|---|---|
| 1 | * ** 5.45998 | 38.12 | Pk | 34.6 | -23.5 | 10 | 0 | 59.22 | - | - | 74 | -14.78 | 30 | 106 | V |
| 2 | * ** 5.45823 | 41.99 | Pk | 34.6 | -23.5 | 10 | 0 | 63.09 | - | - | 74 | -10.91 | 30 | 106 | V |
| 5 | * ** 5.45998 | 23.13 | ADV | 34.6 | -23.5 | 10 | 2.78 | 47.01 | 54 | -6.99 | - | - | 30 | 106 | V |
| 6 | * ** 5.4187 | 25.79 | ADV | 34.5 | -23.3 | 10 | 2.78 | 49.77 | 54 | -4.23 | - | - | 30 | 106 | V |
| 8 | 5.46832 | 27.47 | ADV | 34.6 | -23.6 | 10 | 2.78 | 51.25 | - | - | - | - | 30 | 106 | V |
| 4 | 5.46851 | 46.9 | Pk | 34.6 | -23.5 | 10 | 0 | 68 | - | - | 68.2 | -.2 | 30 | 106 | V |
| 3 | 5.46998 | 40.98 | Pk | 34.6 | -23.5 | 10.1 | 0 | 62.18 | - | - | 68.2 | -6.02 | 30 | 106 | V |
| 7 | 5.46998 | 24.07 | ADV | 34.6 | -23.5 | 10.1 | 2.78 | 48.05 | - | - | - | - | 30 | 106 | V |

* - indicates frequency in CFR47 Pt 15 / IC RSS-Restricted Band
** - indicates frequency in Taiwan NCC LP0002 Restricted Band
Pk - Peak detector
ADV - Linear Voltage Average


UL LLC
12 Laboratory Dr., RTP, NC 27709; USA TEL: (919) 549-1400
*This report shall not be reproduced except in full, without the written approval of UL LLC.*

## BANDEDGE (LOW CHANNEL)

### HORIZONTAL RESULT

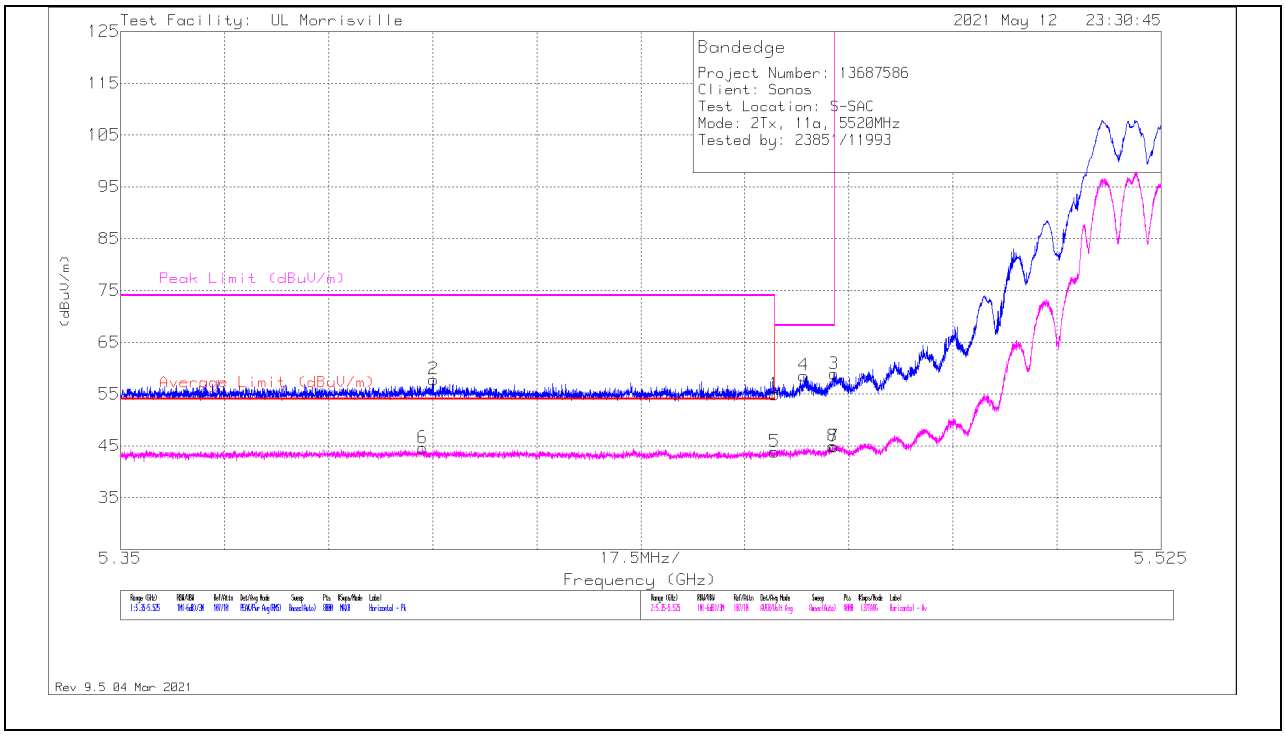


| Marker | Frequency (GHz) | Meter Reading (dBuV) | Det | AT0072 (dB/m) | Amp/Cbl/Fltr/Pad (dB) | Pad (dB) | DC Corr (dB) | Corrected Reading (dBuV/m) | Average Limit (dBuV/m) | Margin (dB) | Peak Limit (dBuV/m) | PK Margin (dB) | Azimuth (Degs) | Height (cm) | Polarity |
|---|---|---|---|---|---|---|---|---|---|---|---|---|---|---|---|
| 1 | * ** 5.45998 | 33.85 | Pk | 34.6 | -23.5 | 10 | 0 | 54.95 | - | - | 74 | -19.05 | 13 | 331 | H |
| 2 | * ** 5.40262 | 36.53 | Pk | 34.5 | -23.3 | 10.1 | 0 | 57.83 | - | - | 74 | -16.17 | 13 | 331 | H |
| 5 | * ** 5.45998 | 19.99 | ADV | 34.6 | -23.5 | 10 | 2.78 | 43.87 | 54 | -10.13 | - | - | 13 | 331 | V |
| 6 | * ** 5.40084 | 20.62 | ADV | 34.5 | -23.3 | 10 | 2.78 | 44.6 | 54 | -9.4 | - | - | 13 | 331 | V |
| 4 | 5.46488 | 37.38 | Pk | 34.6 | -23.5 | 10.1 | 0 | 58.58 | - | - | 68.2 | -9.62 | 13 | 331 | H |
| 8 | 5.46976 | 20.96 | ADV | 34.6 | -23.5 | 10.1 | 2.78 | 44.94 | - | - | - | - | 13 | 331 | V |
| 3 | 5.46998 | 37.67 | Pk | 34.6 | -23.5 | 10.1 | 0 | 58.87 | - | - | 68.2 | -9.33 | 13 | 331 | H |
| 7 | 5.46998 | 20.86 | ADV | 34.6 | -23.5 | 10.1 | 2.78 | 44.84 | - | - | - | - | 13 | 331 | V |

* - indicates frequency in CFR47 Pt 15 / IC RSS-Restricted Band
** - indicates frequency in Taiwan NCC LP0002 Restricted Band
Pk - Peak detector
ADV - Linear Voltage Average


UL LLC
12 Laboratory Dr., RTP, NC 27709; USA TEL: (919) 549-1400
*This report shall not be reproduced except in full, without the written approval of UL LLC.*

# VERTICAL RESULT

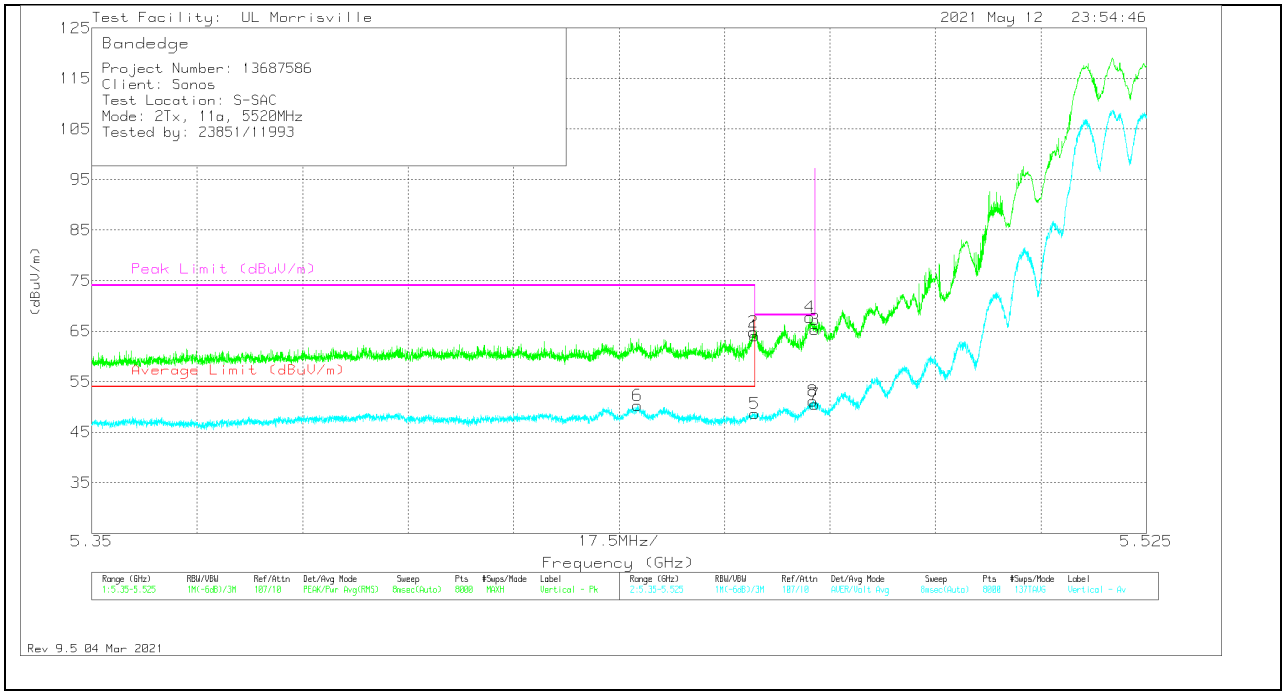


| Marker | Frequency (GHz) | Meter Reading (dBuV) | Det | AT0072 (dB/m) | Amp/Cbl/Fltr/Pad (dB) | Pad (dB) | DC Corr (dB) | Corrected Reading (dBuV/m) | Average Limit (dBuV/m) | Margin (dB) | Peak Limit (dBuV/m) | PK Margin (dB) | Azimuth (Degs) | Height (cm) | Polarity |
|---|---|---|---|---|---|---|---|---|---|---|---|---|---|---|---|
| 1 | * ** 5.45998 | 42.98 | Pk | 34.6 | -23.5 | 10 | 0 | 64.08 | - | - | 74 | -9.92 | 46 | 140 | V |
| 2 | * ** 5.45981 | 43.7 | Pk | 34.6 | -23.5 | 10 | 0 | 64.8 | - | - | 74 | -9.2 | 46 | 140 | V |
| 5 | * ** 5.45998 | 24.85 | ADV | 34.6 | -23.5 | 10 | 2.78 | 48.73 | 54 | -5.27 | - | - | 46 | 140 | V |
| 6 | * ** 5.4406 | 26.49 | ADV | 34.5 | -23.5 | 10 | 2.78 | 50.27 | 54 | -3.73 | - | - | 46 | 140 | V |
| 4 | 5.46913 | 46.64 | Pk | 34.6 | -23.5 | 10 | 0 | 67.74 | - | - | 68.2 | -.46 | 46 | 140 | V |
| 8 | 5.46967 | 27.21 | ADV | 34.6 | -23.5 | 10.1 | 2.78 | 51.19 | - | - | - | - | 46 | 140 | V |
| 3 | 5.46998 | 44.16 | Pk | 34.6 | -23.5 | 10.1 | 0 | 65.36 | - | - | 68.2 | -2.84 | 46 | 140 | V |
| 7 | 5.46998 | 26.57 | ADV | 34.6 | -23.5 | 10.1 | 2.78 | 50.55 | - | - | - | - | 46 | 140 | V |

* - indicates frequency in CFR47 Pt 15 / IC RSS-Restricted Band
** - indicates frequency in Taiwan NCC LP0002 Restricted Band
Pk - Peak detector
ADV - Linear Voltage Average



UL LLC
12 Laboratory Dr., RTP, NC 27709; USA
TEL: (919) 549-1400

*This report shall not be reproduced except in full, without the written approval of UL LLC.*

## BANDEDGE (HIGH CHANNEL)

### HORIZONTAL RESULT

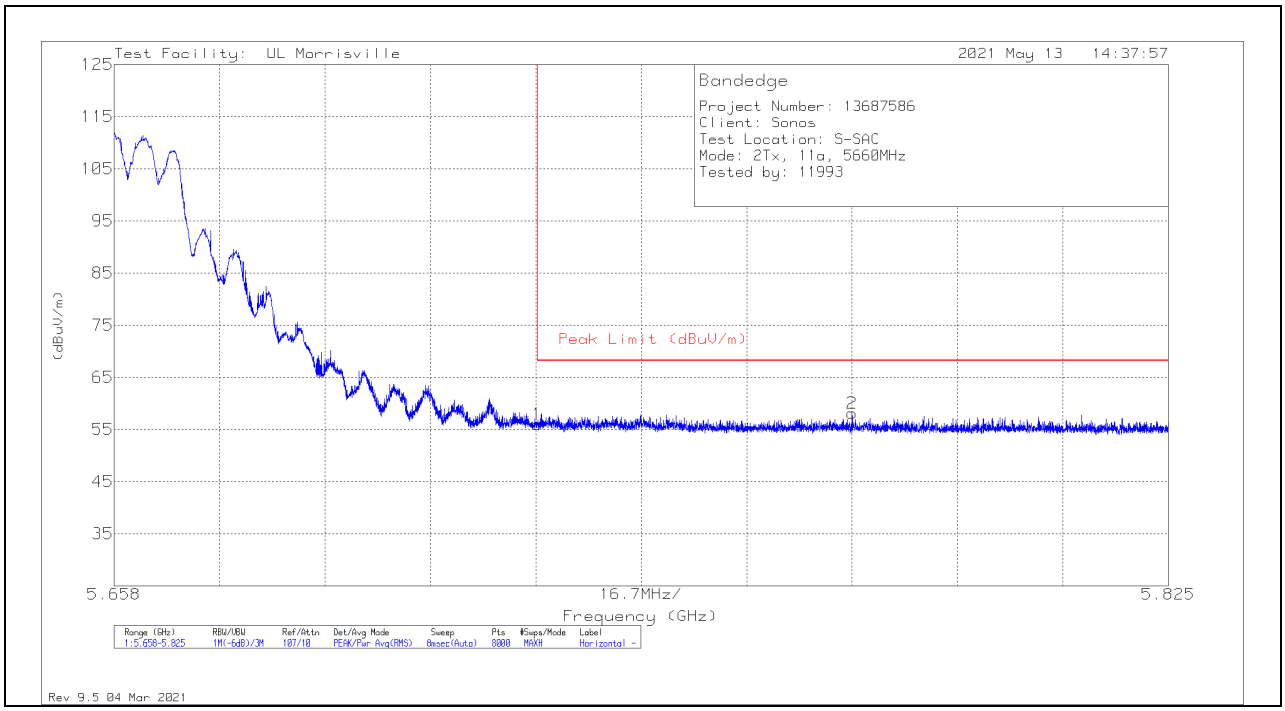


| Marker | Frequency (GHz) | Meter Reading (dBuV) | Det | AT0072 (dB/m) | Amp/Cbl/Fltr/Pad (dB) | Pad (dB) | Corrected Reading (dBuV/m) | Peak Limit (dBuV/m) | PK Margin (dB) | Azimuth (Degs) | Height (cm) | Polarity |
|---|---|---|---|---|---|---|---|---|---|---|---|---|
| 1 | 5.72502 | 34.56 | Pk | 34.8 | -23.5 | 10.1 | 55.96 | 68.2 | -12.24 | 4 | 104 | H |
| 2 | 5.7749 | 36.39 | Pk | 34.9 | -23.2 | 10 | 58.09 | 68.2 | -10.11 | 4 | 104 | H |

Pk - Peak detector


UL LLC
12 Laboratory Dr., RTP, NC 27709; USA TEL: (919) 549-1400
*This report shall not be reproduced except in full, without the written approval of UL LLC.*

## VERTICAL RESULT

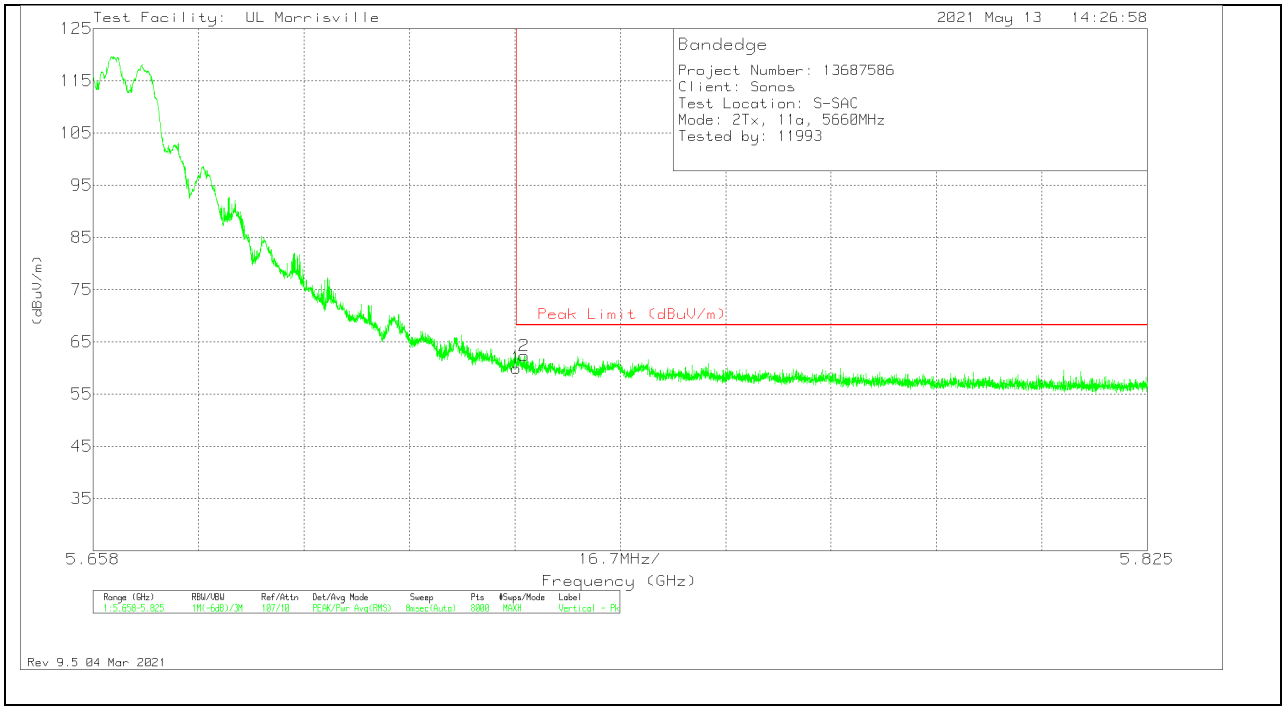


| Marker | Frequency (GHz) | Meter Reading (dBuV) | Det | AT0072 (dB/m) | Amp/Cbl/Fltr/Pad (dB) | Pad (dB) | Corrected Reading (dBuV/m) | Peak Limit (dBuV/m) | PK Margin (dB) | Azimuth (Degs) | Height (cm) | Polarity |
|---|---|---|---|---|---|---|---|---|---|---|---|---|
| 1 | 5.72502 | 38.57 | Pk | 34.8 | -23.5 | 10.1 | 59.97 | 68.2 | -8.23 | 5 | 115 | V |
| 2 | 5.72627 | 40.91 | Pk | 34.8 | -23.5 | 10.1 | 62.31 | 68.2 | -5.89 | 5 | 115 | V |

Pk - Peak detector


UL LLC
12 Laboratory Dr., RTP, NC 27709; USA TEL: (919) 549-1400
*This report shall not be reproduced except in full, without the written approval of UL LLC.*

## BANDEDGE (HIGH CHANNEL)

### HORIZONTAL RESULT

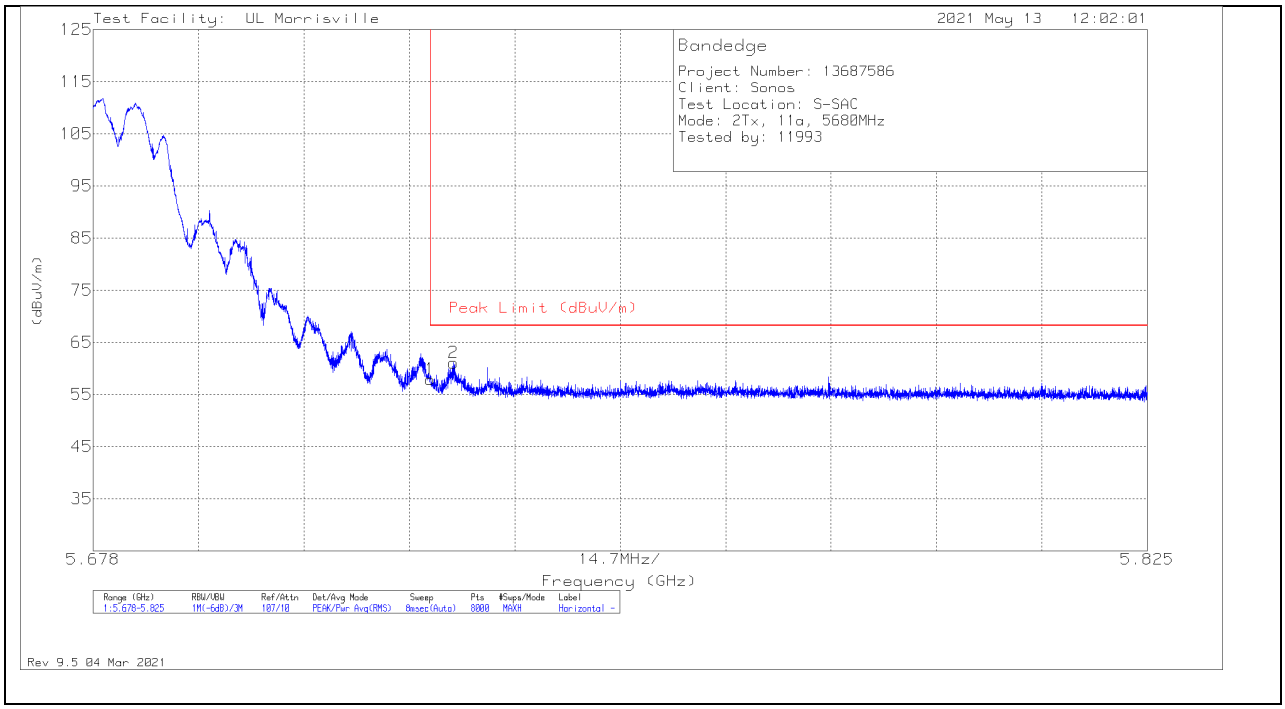


| Marker | Frequency (GHz) | Meter Reading (dBuV) | Det | AT0072 (dB/m) | Amp/Cbl/Fltr/Pad (dB) | Pad (dB) | Corrected Reading (dBuV/m) | Peak Limit (dBuV/m) | PK Margin (dB) | Azimuth (Degs) | Height (cm) | Polarity |
|---|---|---|---|---|---|---|---|---|---|---|---|---|
| 1 | 5.72501 | 36.53 | Pk | 34.8 | -23.5 | 10.1 | 57.93 | 68.2 | -10.27 | 6 | 102 | H |
| 2 | 5.72826 | 39.68 | Pk | 34.8 | -23.5 | 10.1 | 61.08 | 68.2 | -7.12 | 6 | 102 | H |

Pk - Peak detector


UL LLC
12 Laboratory Dr., RTP, NC 27709; USA TEL: (919) 549-1400
*This report shall not be reproduced except in full, without the written approval of UL LLC.*

# VERTICAL RESULT

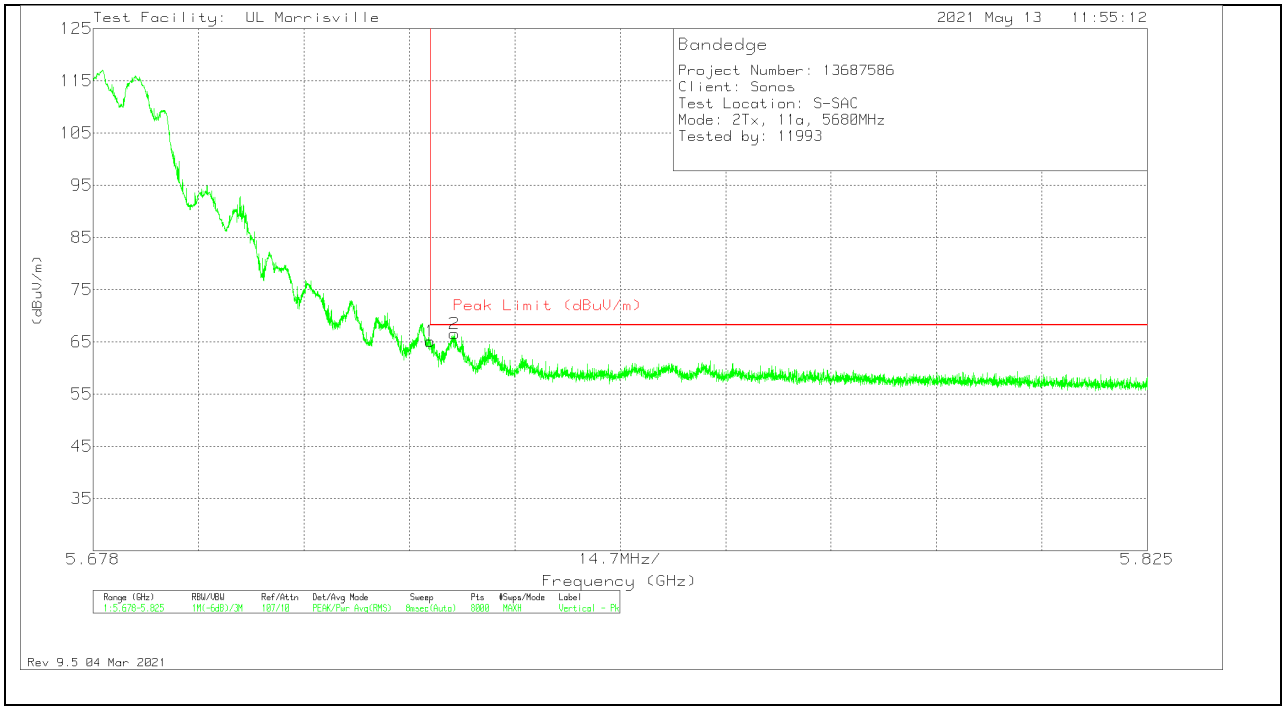


| Marker | Frequency (GHz) | Meter Reading (dBuV) | Det | AT0072 (dB/m) | Amp/Cbl/Fltr/Pad (dB) | Pad (dB) | Corrected Reading (dBuV/m) | Peak Limit (dBuV/m) | PK Margin (dB) | Azimuth (Degs) | Height (cm) | Polarity |
|---|---|---|---|---|---|---|---|---|---|---|---|---|
| 1 | 5.72501 | 43.68 | Pk | 34.8 | -23.5 | 10.1 | 65.08 | 68.2 | -3.12 | 16 | 120 | V |
| 2 | 5.72837 | 45.12 | Pk | 34.8 | -23.5 | 10.1 | 66.52 | 68.2 | -1.68 | 16 | 120 | V |

Pk - Peak detector


UL LLC
12 Laboratory Dr., RTP, NC 27709; USA TEL: (919) 549-1400
*This report shall not be reproduced except in full, without the written approval of UL LLC.*

## BANDEDGE (HIGH CHANNEL)

### HORIZONTAL RESULT

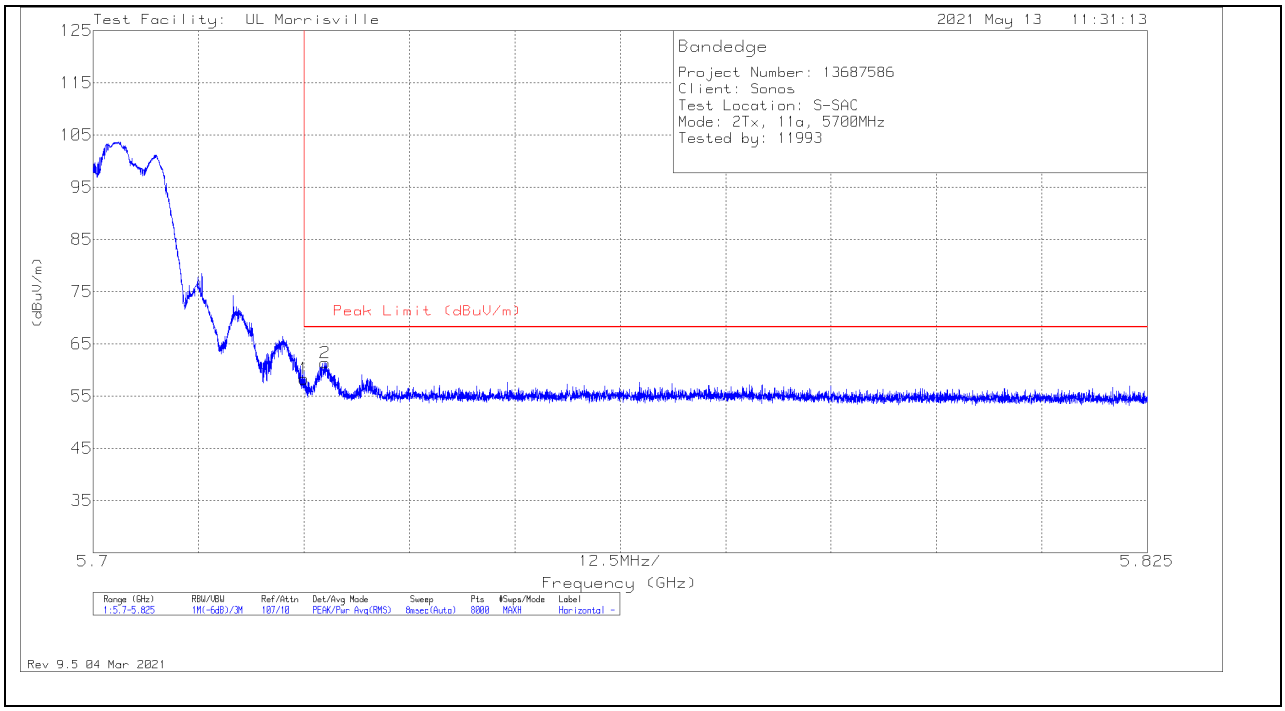


| Marker | Frequency (GHz) | Meter Reading (dBuV) | Det | AT0072 (dB/m) | Amp/Cbl/Fltr/Pad (dB) | Pad (dB) | Corrected Reading (dBuV/m) | Peak Limit (dBuV/m) | PK Margin (dB) | Azimuth (Degs) | Height (cm) | Polarity |
|---|---|---|---|---|---|---|---|---|---|---|---|---|
| 1 | 5.725 | 36.92 | Pk | 34.8 | -23.5 | 10.1 | 58.32 | 68.2 | -9.88 | 264 | 182 | H |
| 2 | 5.7275 | 39.97 | Pk | 34.8 | -23.5 | 10.1 | 61.37 | 68.2 | -6.83 | 264 | 182 | H |

Pk - Peak detector


UL LLC
12 Laboratory Dr., RTP, NC 27709; USA TEL: (919) 549-1400
*This report shall not be reproduced except in full, without the written approval of UL LLC.*

# VERTICAL RESULT

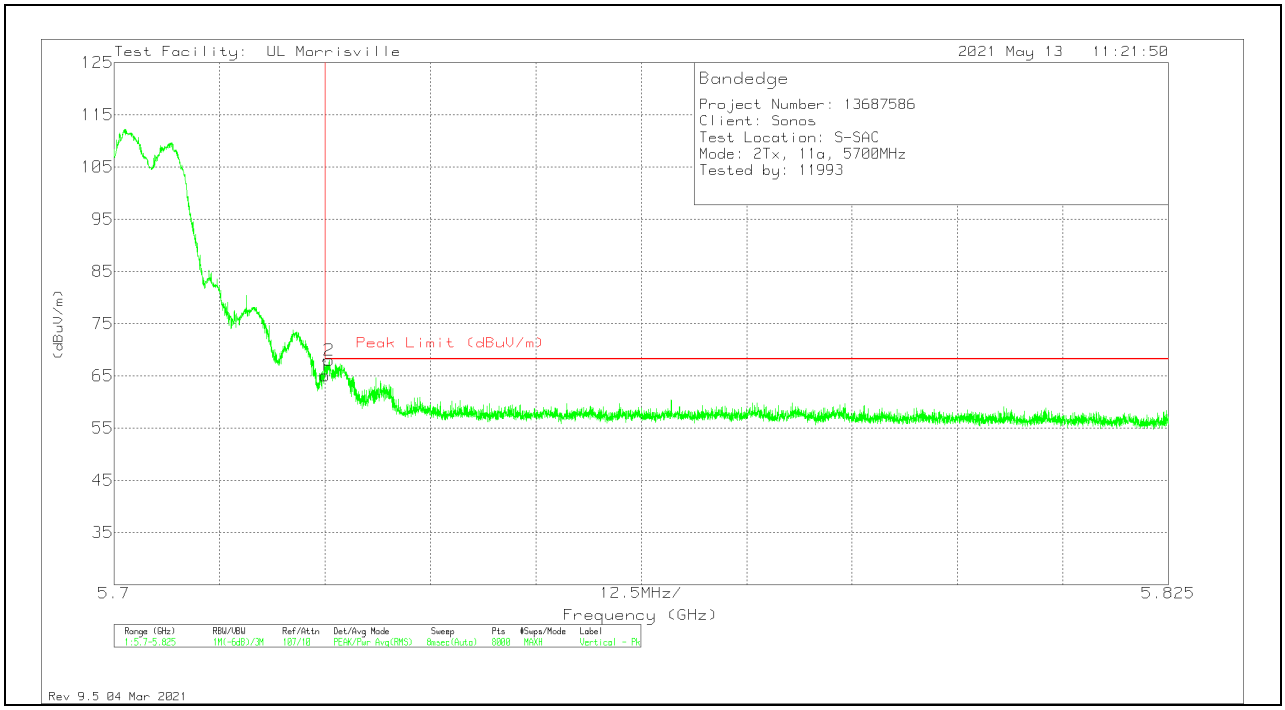


| Marker | Frequency (GHz) | Meter Reading (dBuV) | Det | AT0072 (dB/m) | Amp/Cbl/Fltr/Pad (dB) | Pad (dB) | Corrected Reading (dBuV/m) | Peak Limit (dBuV/m) | PK Margin (dB) | Azimuth (Degs) | Height (cm) | Polarity |
|---|---|---|---|---|---|---|---|---|---|---|---|---|
| 1 | 5.725 | 43.66 | Pk | 34.8 | -23.5 | 10.1 | 65.06 | 68.2 | -3.14 | 6 | 194 | V |
| 2 | 5.72549 | 46.59 | Pk | 34.8 | -23.5 | 10.1 | 67.99 | 68.2 | -.21 | 6 | 194 | V |

Pk - Peak detector


UL LLC
12 Laboratory Dr., RTP, NC 27709; USA TEL: (919) 549-1400
*This report shall not be reproduced except in full, without the written approval of UL LLC.*

## HARMONICS AND SPURIOUS EMISSIONS

Note – Low and High Channels were tested at Mid Channel power levels.

### LOW CHANNEL RESULTS

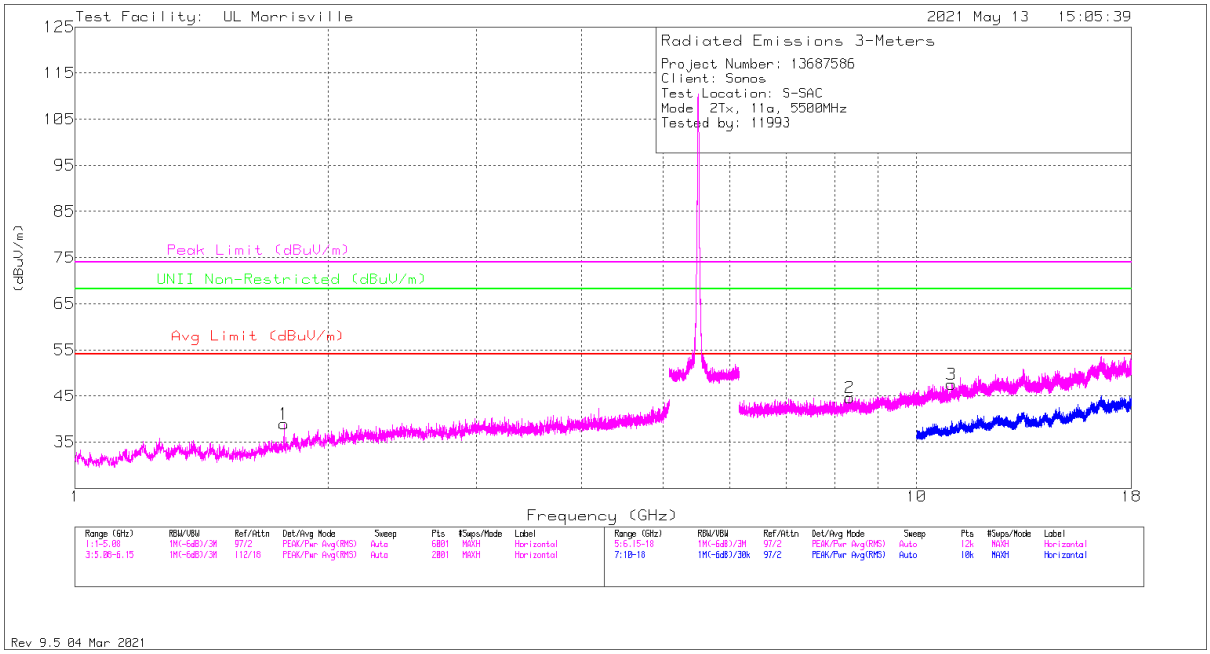


**HORIZONTAL**

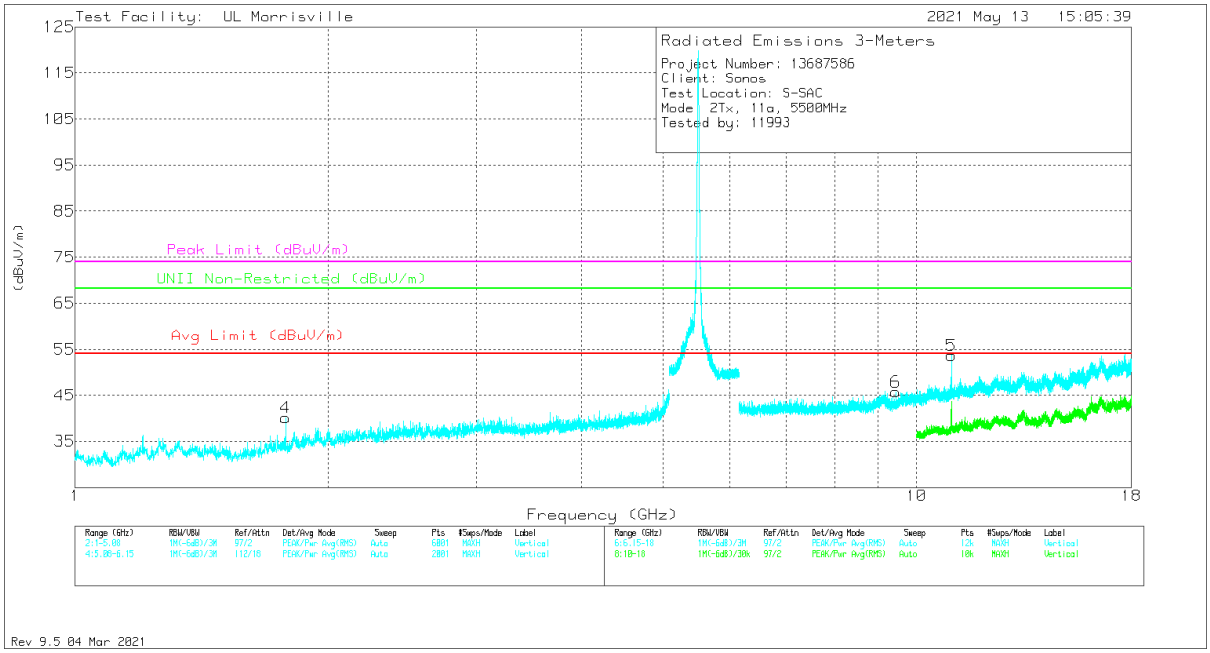


**VERTICAL**


*This report shall not be reproduced except in full, without the written approval of UL LLC.*

## RADIATED EMISSIONS

| Marker | Frequency (GHz) | Meter Reading (dBuV) | Det | AT0072 (dB/m) | Amp/Cbl/fltr/Pad (dB) | DC Corr (dB) | Corrected Reading (dBuV/m) | Avg Limit (dBuV/m) | Margin (dB) | Peak Limit (dBuV/m) | PK Margin (dB) | UNII Non-Restricted (dBuV/m) | PK Margin (dB) | Azimuth (Degs) | Height (cm) | Polarity |
|---|---|---|---|---|---|---|---|---|---|---|---|---|---|---|---|---|
| 1 | ** 1.77044 | 44.12 | Pk | 29.5 | -34.7 | 0 | 38.92 | 54 | -15.08 | 74 | -35.08 | - | - | 0-360 | 101 | H |
| 4 | ** 1.7786 | 45.14 | Pk | 29.7 | -34.7 | 0 | 40.14 | 54 | -13.86 | 74 | -33.86 | - | - | 0-360 | 101 | V |
| 2 | * ** 8.32448 | 36.35 | Pk | 35.9 | -27.6 | 0 | 44.65 | 54 | -9.35 | 74 | -29.35 | - | - | 0-360 | 101 | H |
| 3 | * ** 10.99665 | 34.62 | Pk | 37.8 | -24.9 | 0 | 47.52 | 54 | -6.48 | 74 | -26.48 | - | - | 0-360 | 101 | H |
| 5 | * ** 10.99988 | 43.16 | PK-U | 37.8 | -24.8 | 0 | 56.16 | - | - | 74 | -17.84 | - | - | 180 | 104 | V |
| | * ** 10.99931 | 27.47 | ADV | 37.8 | -24.9 | 2.78 | 43.15 | 54 | -10.85 | - | - | - | - | 180 | 104 | V |
| 6 | * ** 9.4443 | 36.02 | Pk | 36.6 | -26.9 | 0 | 45.72 | 54 | -8.28 | 74 | -28.28 | - | - | 0-360 | 101 | V |

* - indicates frequency in CFR47 Pt 15 / IC RSS-Restricted Band
** - indicates frequency in Taiwan NCC LP0002 Restricted Band
Pk - Peak detector
PK-U - Maximum Peak
ADV - Linear Voltage Average


UL LLC
12 Laboratory Dr., RTP, NC 27709; USA TEL: (919) 549-1400
*This report shall not be reproduced except in full, without the written approval of UL LLC.*

# MID CHANNEL RESULTS

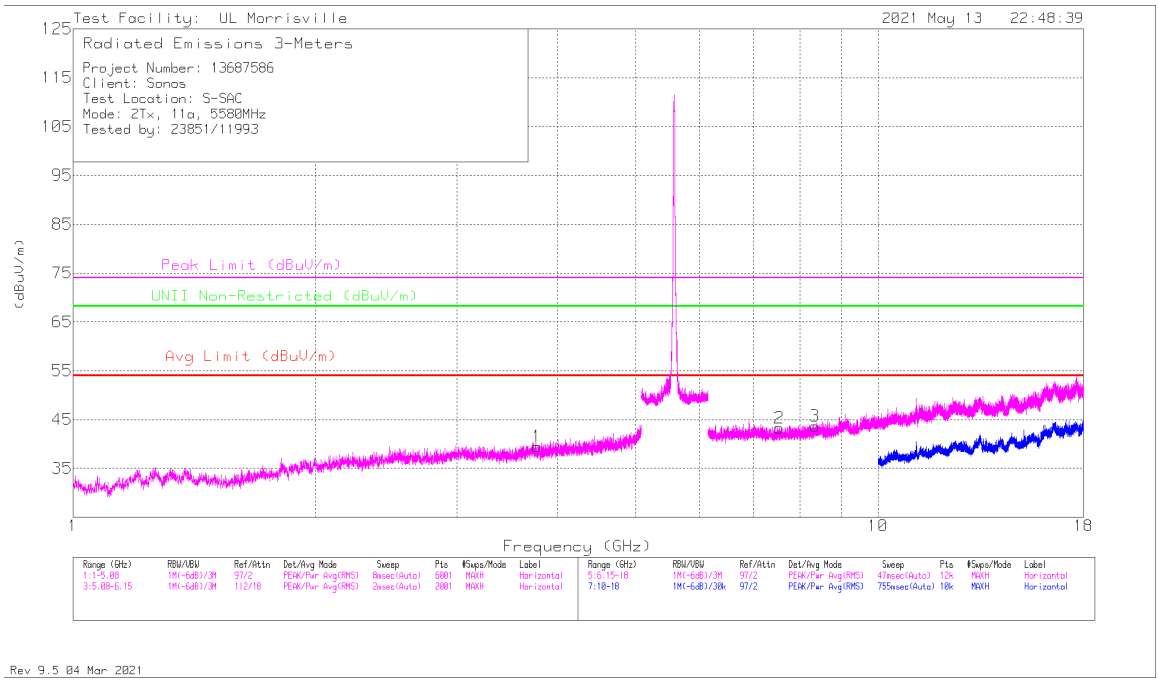


**HORIZONTAL**

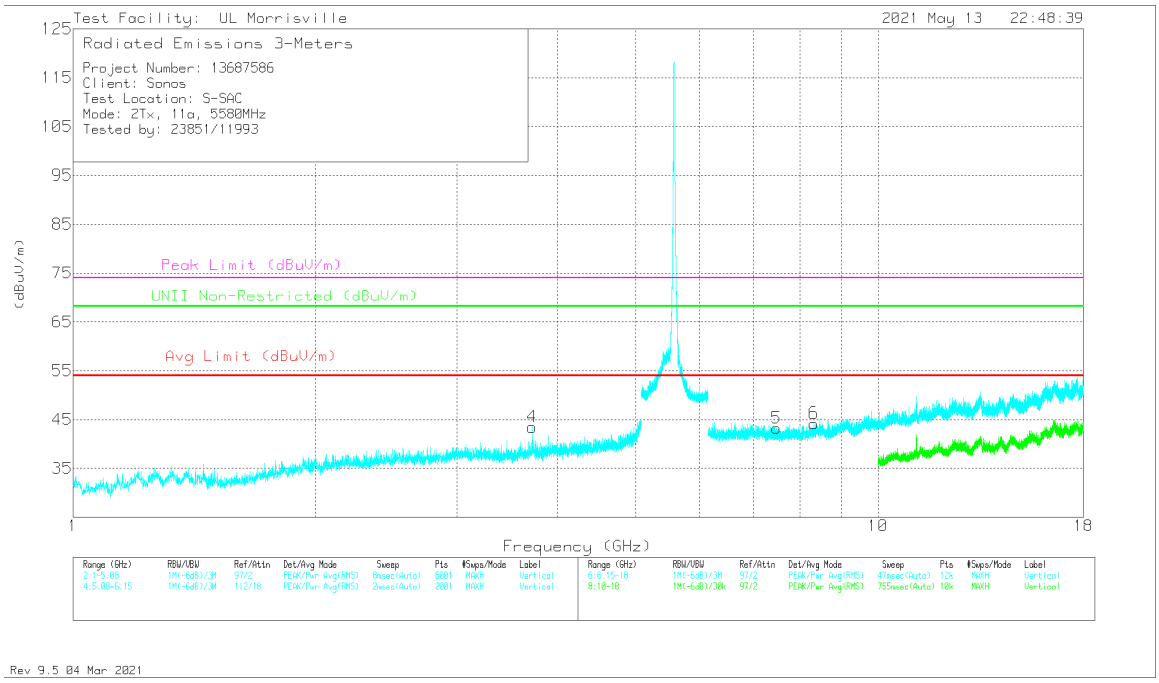


**VERTICAL**



UL LLC
12 Laboratory Dr., RTP, NC 27709; USA
TEL: (919) 549-1400

*This report shall not be reproduced except in full, without the written approval of UL LLC.*

## RADIATED EMISSIONS

| Marker | Frequency (GHz) | Meter Reading (dBuV) | Det | AT0072 (dB/m) | Amp/Cbl/ fltr/Pad (dB) | DC Corr (dB) | Corrected Reading (dBuV/m) | Avg Limit (dBuV/m) | Margin (dB) | Peak Limit (dBuV/m) | PK Margin (dB) | UNII Non-Restricted (dBuV/m) | PK Margin (dB) | Azimuth (Degs) | Height (cm) | Polarity |
|---|---|---|---|---|---|---|---|---|---|---|---|---|---|---|---|---|
| 1 | * ** 3.77304 | 39.04 | Pk | 33.3 | -32.9 | 0 | 39.44 | 54 | -14.56 | 74 | -34.56 | - | - | 0-360 | 199 | H |
| 4 | * ** 3.72 | 42.37 | Pk | 33.4 | -32.3 | 0 | 43.47 | 54 | -10.53 | 74 | -30.53 | - | - | 0-360 | 101 | V |
| 2 | * ** 7.53941 | 34.92 | Pk | 35.7 | -27.4 | 0 | 43.22 | 54 | -10.78 | 74 | -30.78 | - | - | 0-360 | 199 | H |
| 3 | * ** 8.35608 | 35.14 | Pk | 35.8 | -27.3 | 0 | 43.64 | 54 | -10.36 | 74 | -30.36 | - | - | 0-360 | 199 | H |
| 5 | * ** 7.48214 | 35.35 | Pk | 35.6 | -27.7 | 0 | 43.25 | 54 | -10.75 | 74 | -30.75 | - | - | 0-360 | 101 | V |
| 6 | * ** 8.31954 | 35.91 | Pk | 35.9 | -27.6 | 0 | 44.21 | 54 | -9.79 | 74 | -29.79 | - | - | 0-360 | 199 | V |

* - indicates frequency in CFR47 Pt 15 / IC RSS-Restricted Band
** - indicates frequency in Taiwan NCC LP0002 Restricted Band
Pk - Peak detector


UL LLC
12 Laboratory Dr., RTP, NC 27709; USA TEL: (919) 549-1400
*This report shall not be reproduced except in full, without the written approval of UL LLC.*

# HIGH CHANNEL RESULTS

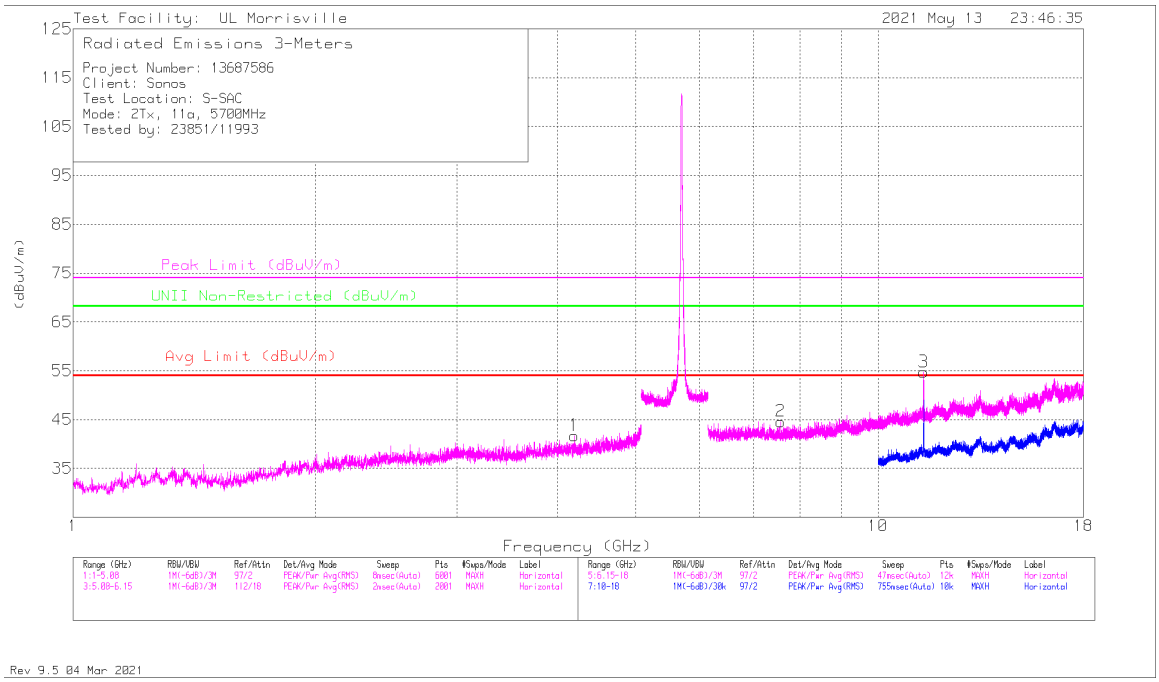


**HORIZONTAL**

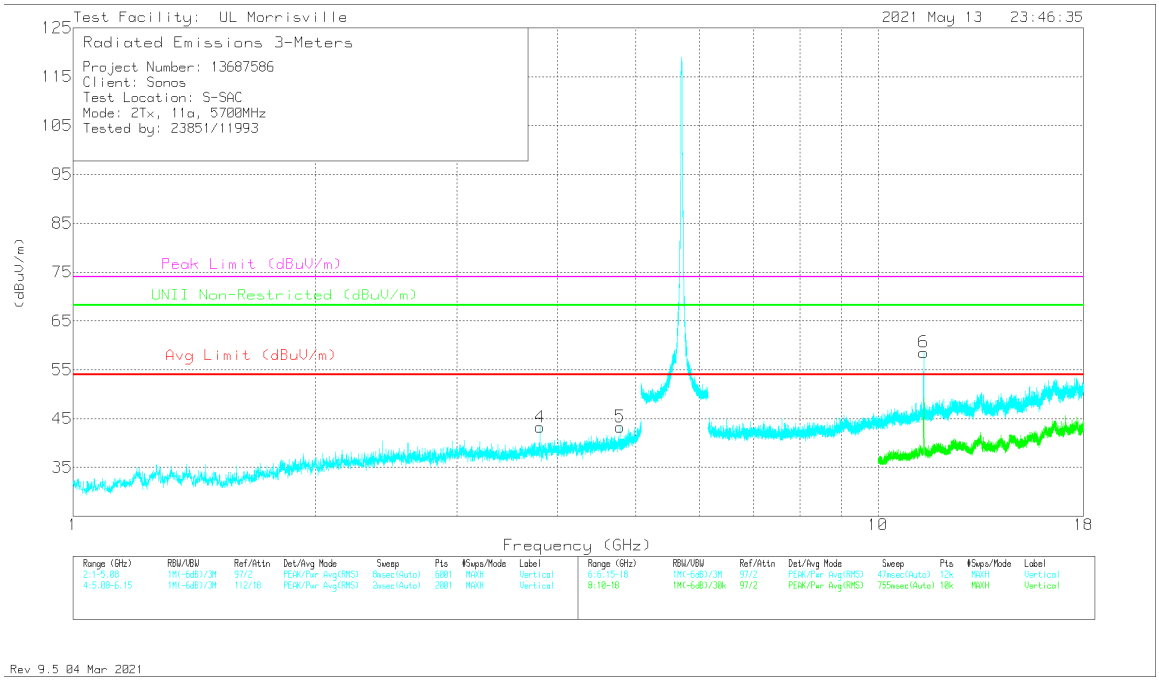


**VERTICAL**



UL LLC
12 Laboratory Dr., RTP, NC 27709; USA
TEL: (919) 549-1400

*This report shall not be reproduced except in full, without the written approval of UL LLC.*

## RADIATED EMISSIONS

| Marker | Frequency (GHz) | Meter Reading (dBuV) | Det | AT0072 (dB/m) | Amp/Cbl/fltr/Pad (dB) | DC Corr (dB) | Corrected Reading (dBuV/m) | Avg Limit (dBuV/m) | Margin (dB) | Peak Limit (dBuV/m) | PK Margin (dB) | UNII Non-Restricted (dBuV/m) | PK Margin (dB) | Azimuth (Degs) | Height (cm) | Polarity |
|---|---|---|---|---|---|---|---|---|---|---|---|---|---|---|---|---|
| 1 | * ** 4.19668 | 39.62 | Pk | 33.7 | -31.6 | 0 | 41.72 | 54 | -12.28 | 74 | -32.28 | - | - | 0-360 | 199 | H |
| 4 | * ** 3.80024 | 42.93 | Pk | 33.2 | -32.9 | 0 | 43.23 | 54 | -10.77 | 74 | -30.77 | - | - | 0-360 | 200 | V |
| 5 | * ** 4.78148 | 40.2 | Pk | 34.1 | -31 | 0 | 43.3 | 54 | -10.7 | 74 | -30.7 | - | - | 0-360 | 200 | V |
| 2 | * ** 7.57299 | 36.51 | Pk | 35.6 | -27.5 | 0 | 44.61 | 54 | -9.39 | 74 | -29.39 | - | - | 0-360 | 101 | H |
| 3 | * ** 11.39431 | 43.34 | PK-U | 38 | -24.8 | 0 | 56.54 | - | - | 74 | -17.46 | - | - | 66 | 116 | H |
| | * ** 11.39439 | 26.64 | ADV | 38 | -24.8 | 2.78 | 42.62 | 54 | -11.38 | - | - | - | - | 66 | 116 | H |
| 6 | * ** 11.39646 | 49.44 | PK-U | 38 | -24.8 | 0 | 62.64 | - | - | 74 | -11.36 | - | - | 322 | 108 | V |
| | * ** 11.3958 | 29.72 | ADV | 38 | -24.8 | 2.78 | 45.7 | 54 | -8.3 | - | - | - | - | 322 | 108 | V |

* - indicates frequency in CFR47 Pt 15 / IC RSS-Restricted Band
** - indicates frequency in Taiwan NCC LP0002 Restricted Band
Pk - Peak detector
PK-U - Maximum Peak
ADV - Linear Voltage Average


UL LLC
12 Laboratory Dr., RTP, NC 27709; USA TEL: (919) 549-1400
*This report shall not be reproduced except in full, without the written approval of UL LLC.*

## 10.1.6. TX ABOVE 1 GHz 802.11n HT20 MODE IN THE 5.6 GHz BAND

**2TX Antenna 1 + Antenna 2 CDD MODE**

## BANDEDGE (LOW CHANNEL)

### HORIZONTAL RESULT

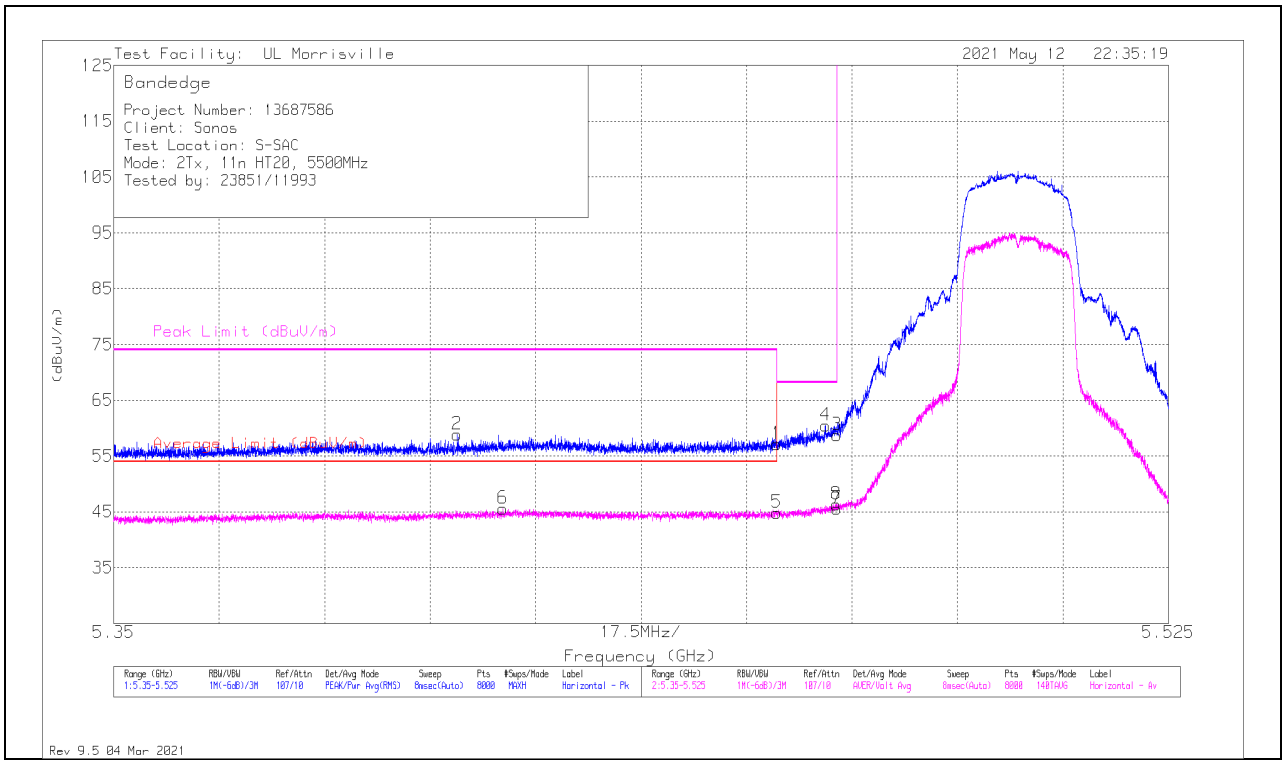


| Marker | Frequency (GHz) | Meter Reading (dBuV) | Det | AT0072 (dB/m) | Amp/Cbl/Fltr/Pad (dB) | Pad (dB) | DC Corr (dB) | Corrected Reading (dBuV/m) | Average Limit (dBuV/m) | Margin (dB) | Peak Limit (dBuV/m) | PK Margin (dB) | Azimuth (Degs) | Height (cm) | Polarity |
|---|---|---|---|---|---|---|---|---|---|---|---|---|---|---|---|
| 1 | * ** 5.45998 | 35.97 | Pk | 34.6 | -23.5 | 10 | 0 | 57.07 | - | - | 74 | -16.93 | 275 | 198 | H |
| 2 | * ** 5.40701 | 37.67 | Pk | 34.5 | -23.3 | 10 | 0 | 58.87 | - | - | 74 | -15.13 | 275 | 198 | H |
| 5 | * ** 5.45998 | 20.72 | ADV | 34.6 | -23.5 | 10 | 2.96 | 44.78 | 54 | -9.22 | - | - | 275 | 198 | H |
| 6 | * ** 5.41454 | 21.37 | ADV | 34.5 | -23.3 | 10 | 2.96 | 45.53 | 54 | -8.47 | - | - | 275 | 198 | H |
| 4 | 5.46808 | 39.34 | Pk | 34.6 | -23.6 | 10.1 | 0 | 60.44 | - | - | 68.2 | -7.76 | 275 | 198 | H |
| 8 | 5.46985 | 22.17 | ADV | 34.6 | -23.5 | 10.1 | 2.96 | 46.33 | - | - | - | - | 275 | 198 | H |
| 3 | 5.46998 | 37.59 | Pk | 34.6 | -23.5 | 10.1 | 0 | 58.79 | - | - | 68.2 | -9.41 | 275 | 198 | H |
| 7 | 5.46998 | 21.45 | ADV | 34.6 | -23.5 | 10.1 | 2.96 | 45.61 | - | - | - | - | 275 | 198 | H |

* - indicates frequency in CFR47 Pt 15 / IC RSS-Restricted Band
** - indicates frequency in Taiwan NCC LP0002 Restricted Band
Pk - Peak detector
ADV - Linear Voltage Average


UL LLC
12 Laboratory Dr., RTP, NC 27709; USA TEL: (919) 549-1400
*This report shall not be reproduced except in full, without the written approval of UL LLC.*

# VERTICAL RESULT

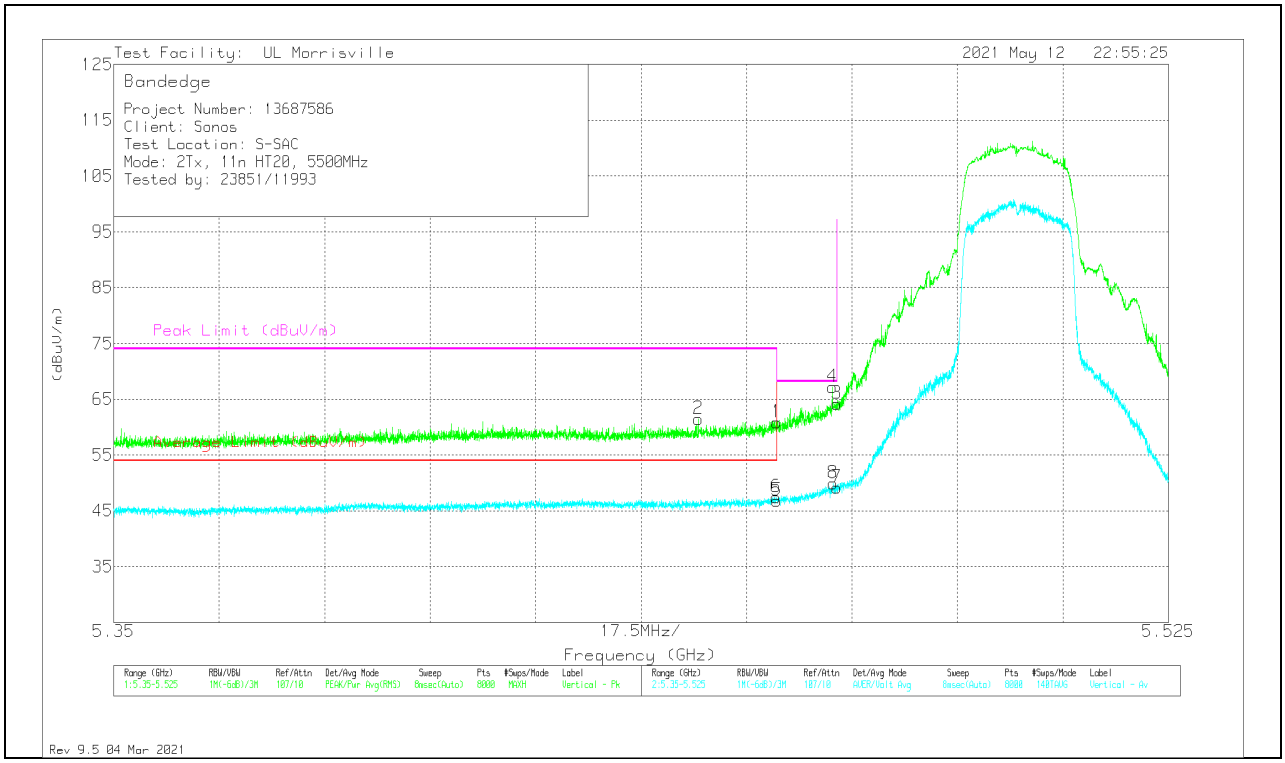


| Marker | Frequency (GHz) | Meter Reading (dBuV) | Det | AT0072 (dB/m) | Amp/Cbl/Fltr/Pad (dB) | Pad (dB) | DC Corr (dB) | Corrected Reading (dBuV/m) | Average Limit (dBuV/m) | Margin (dB) | Peak Limit (dBuV/m) | PK Margin (dB) | Azimuth (Degs) | Height (cm) | Polarity |
|---|---|---|---|---|---|---|---|---|---|---|---|---|---|---|---|
| 1 | * ** 5.45998 | 39.77 | Pk | 34.6 | -23.5 | 10 | 0 | 60.87 | - | - | 74 | -13.13 | 58 | 108 | V |
| 2 | * ** 5.44696 | 40.42 | Pk | 34.5 | -23.4 | 10 | 0 | 61.52 | - | - | 74 | -12.48 | 58 | 108 | V |
| 5 | * ** 5.45998 | 22.76 | ADV | 34.6 | -23.5 | 10 | 2.96 | 46.82 | 54 | -7.18 | - | - | 58 | 108 | V |
| 6 | * ** 5.45994 | 23.39 | ADV | 34.6 | -23.5 | 10 | 2.96 | 47.45 | 54 | -6.55 | - | - | 58 | 108 | V |
| 4 | 5.46924 | 46.05 | Pk | 34.6 | -23.5 | 10 | 0 | 67.15 | - | - | 68.2 | -1.05 | 58 | 108 | V |
| 8 | 5.46937 | 25.72 | ADV | 34.6 | -23.5 | 10.1 | 2.96 | 49.88 | - | - | - | - | 58 | 108 | V |
| 3 | 5.46998 | 42.96 | Pk | 34.6 | -23.5 | 10.1 | 0 | 64.16 | - | - | 68.2 | -4.04 | 58 | 108 | V |
| 7 | 5.46998 | 25.04 | ADV | 34.6 | -23.5 | 10.1 | 2.96 | 49.2 | - | - | - | - | 58 | 108 | V |

* - indicates frequency in CFR47 Pt 15 / IC RSS-Restricted Band
** - indicates frequency in Taiwan NCC LP0002 Restricted Band
Pk - Peak detector
ADV - Linear Voltage Average


UL LLC
12 Laboratory Dr., RTP, NC 27709; USA TEL: (919) 549-1400
*This report shall not be reproduced except in full, without the written approval of UL LLC.*

## BANDEDGE (HIGH CHANNEL)

### HORIZONTAL RESULT

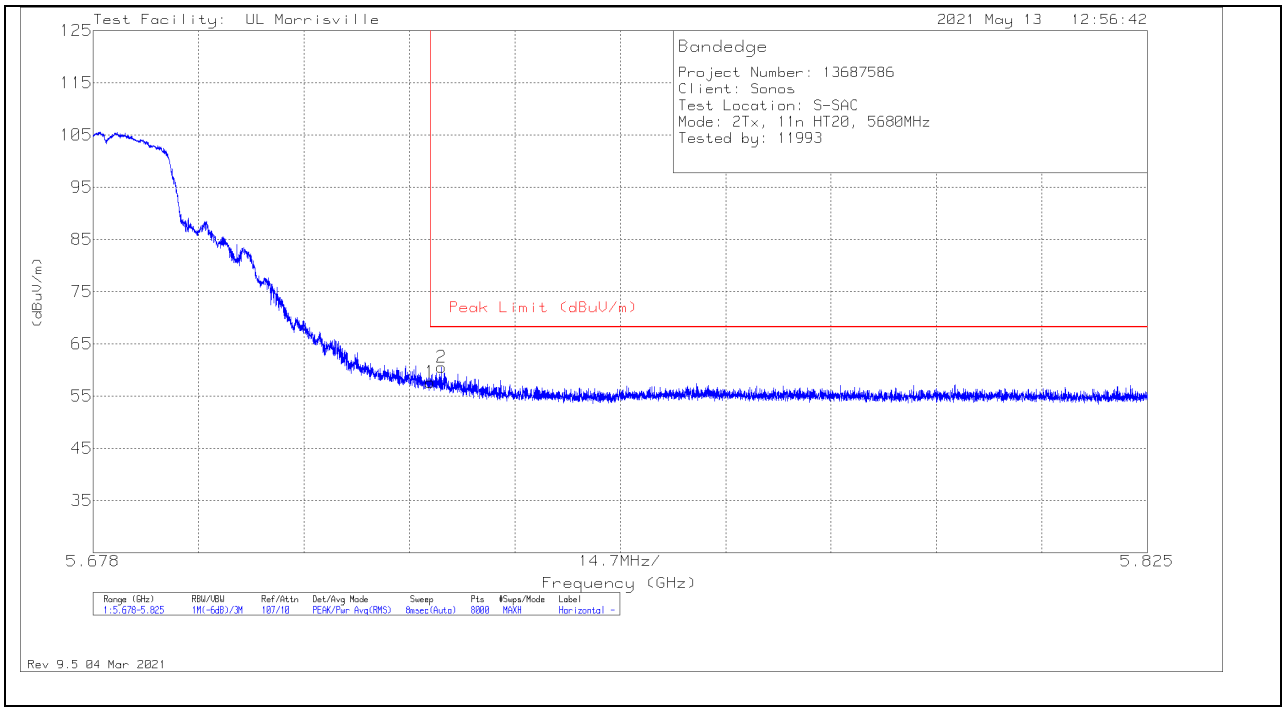


| Marker | Frequency (GHz) | Meter Reading (dBuV) | Det | AT0072 (dB/m) | Amp/Cbl/Fltr/Pad (dB) | Pad (dB) | Corrected Reading (dBuV/m) | Peak Limit (dBuV/m) | PK Margin (dB) | Azimuth (Degs) | Height (cm) | Polarity |
|---|---|---|---|---|---|---|---|---|---|---|---|---|
| 1 | 5.72501 | 36.25 | Pk | 34.8 | -23.5 | 10.1 | 57.65 | 68.2 | -10.55 | 5 | 104 | H |
| 2 | 5.72659 | 39.13 | Pk | 34.8 | -23.5 | 10.1 | 60.53 | 68.2 | -7.67 | 5 | 104 | H |

Pk - Peak detector


UL LLC
12 Laboratory Dr., RTP, NC 27709; USA TEL: (919) 549-1400
*This report shall not be reproduced except in full, without the written approval of UL LLC.*

# VERTICAL RESULT

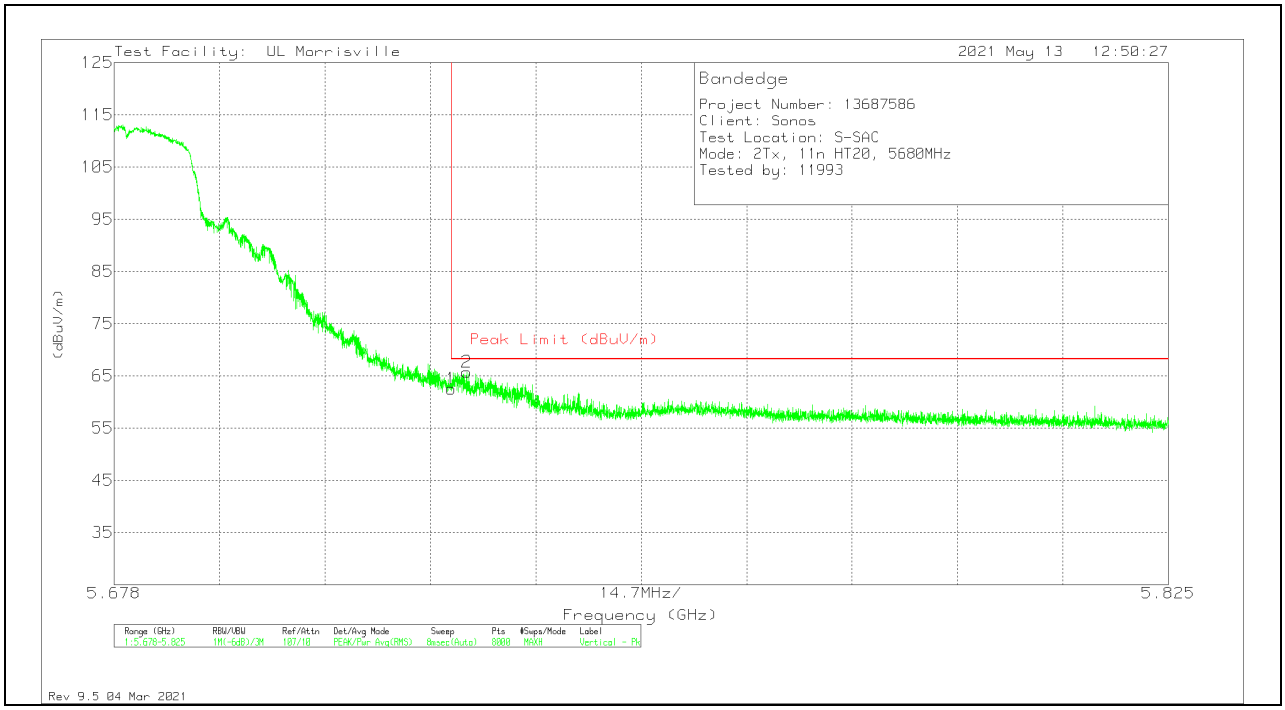


| Marker | Frequency (GHz) | Meter Reading (dBuV) | Det | AT0072 (dB/m) | Amp/Cbl/Fltr/Pad (dB) | Pad (dB) | Corrected Reading (dBuV/m) | Peak Limit (dBuV/m) | PK Margin (dB) | Azimuth (Degs) | Height (cm) | Polarity |
|---|---|---|---|---|---|---|---|---|---|---|---|---|
| 1 | 5.72501 | 41.14 | Pk | 34.8 | -23.5 | 10.1 | 62.54 | 68.2 | -5.66 | 213 | 109 | V |
| 2 | 5.72716 | 44.31 | Pk | 34.8 | -23.5 | 10.1 | 65.71 | 68.2 | -2.49 | 213 | 109 | V |

Pk - Peak detector


UL LLC
12 Laboratory Dr., RTP, NC 27709; USA TEL: (919) 549-1400
*This report shall not be reproduced except in full, without the written approval of UL LLC.*

## BANDEDGE (HIGH CHANNEL)

### HORIZONTAL RESULT

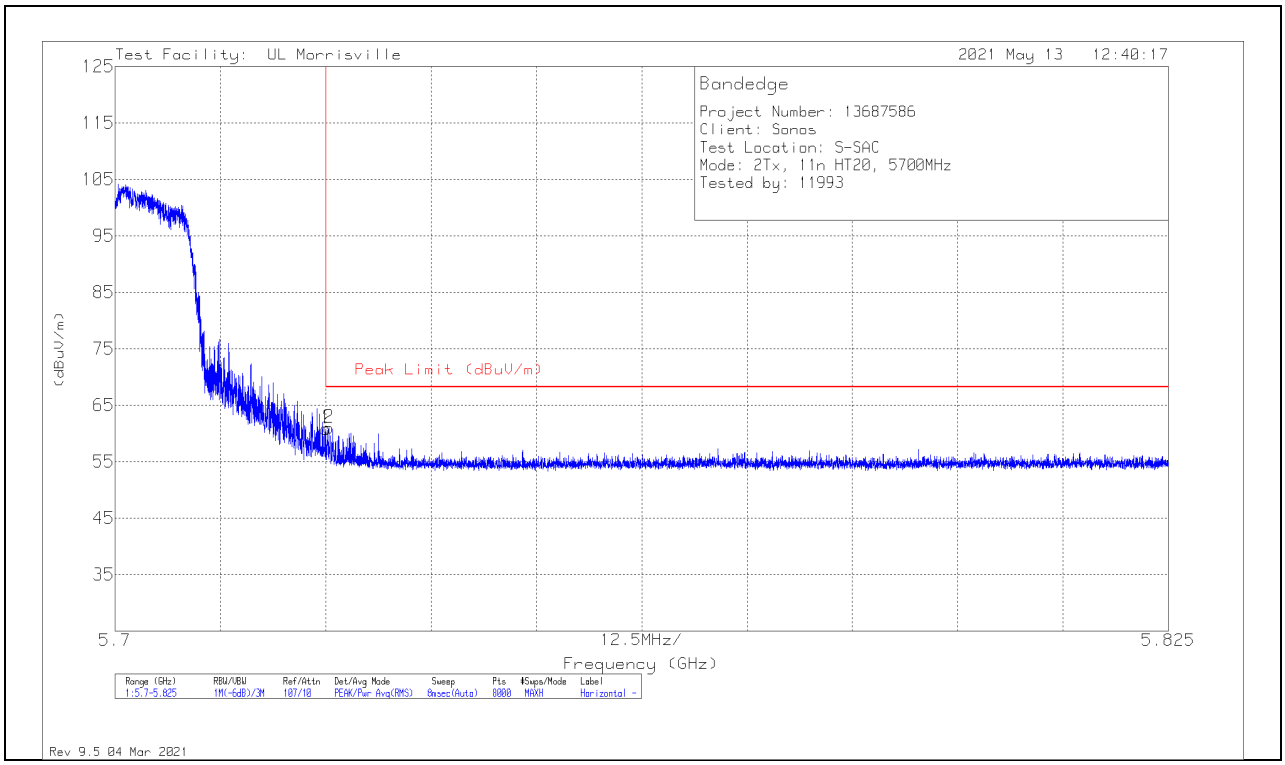


| Marker | Frequency (GHz) | Meter Reading (dBuV) | Det | AT0072 (dB/m) | Amp/Cbl/Fltr/Pad (dB) | Pad (dB) | Corrected Reading (dBuV/m) | Peak Limit (dBuV/m) | PK Margin (dB) | Azimuth (Degs) | Height (cm) | Polarity |
|---|---|---|---|---|---|---|---|---|---|---|---|---|
| 1 | 5.725 | 39.43 | Pk | 34.8 | -23.5 | 10.1 | 60.83 | 68.2 | -7.37 | 246 | 136 | H |
| 2 | 5.72536 | 39.62 | Pk | 34.8 | -23.5 | 10.1 | 61.02 | 68.2 | -7.18 | 246 | 136 | H |

Pk - Peak detector


UL LLC
12 Laboratory Dr., RTP, NC 27709; USA TEL: (919) 549-1400
*This report shall not be reproduced except in full, without the written approval of UL LLC.*

# VERTICAL RESULT

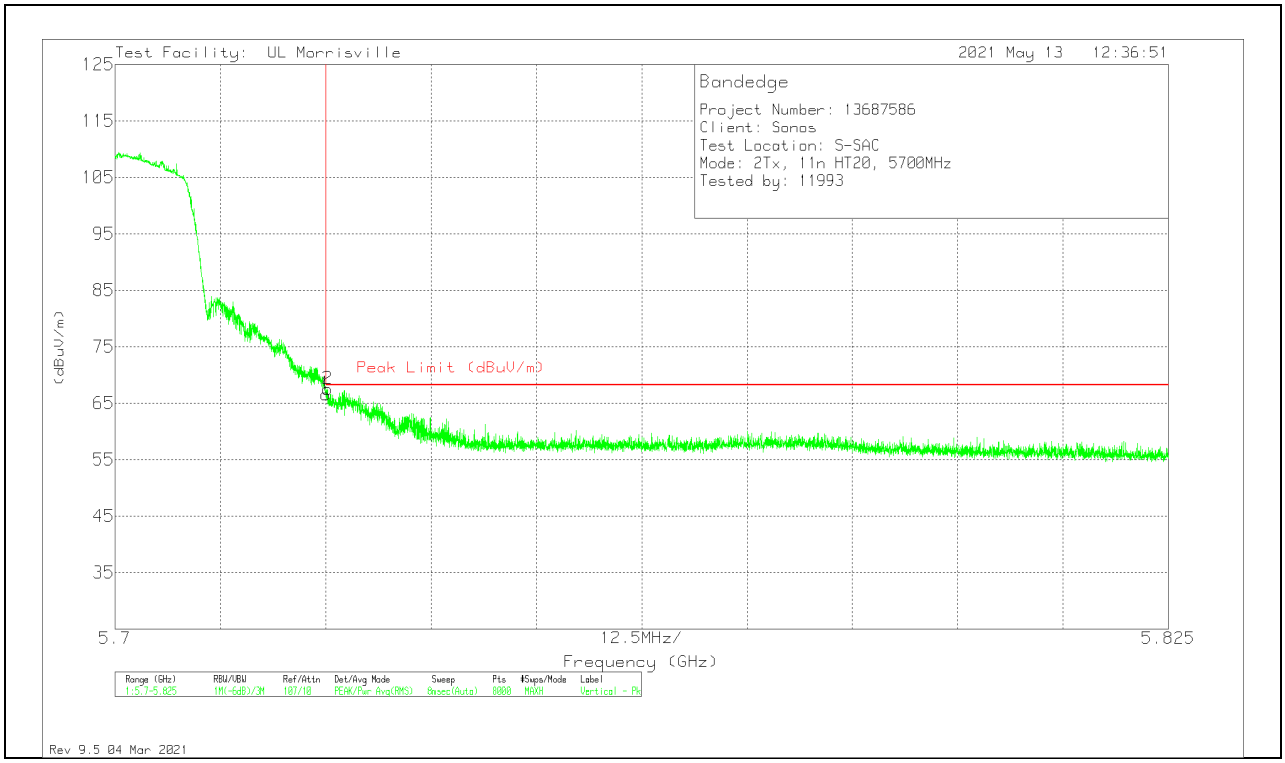


| Marker | Frequency (GHz) | Meter Reading (dBuV) | Det | AT0072 (dB/m) | Amp/Cbl/Fltr/Pad (dB) | Pad (dB) | Corrected Reading (dBuV/m) | Peak Limit (dBuV/m) | PK Margin (dB) | Azimuth (Degs) | Height (cm) | Polarity |
|---|---|---|---|---|---|---|---|---|---|---|---|---|
| 1 | 5.725 | 45.19 | Pk | 34.8 | -23.5 | 10.1 | 66.59 | 68.2 | -1.61 | 246 | 136 | V |
| 2 | 5.72521 | 46.09 | Pk | 34.8 | -23.5 | 10.1 | 67.49 | 68.2 | -.71 | 246 | 136 | V |

Pk - Peak detector


UL LLC
12 Laboratory Dr., RTP, NC 27709; USA TEL: (919) 549-1400
*This report shall not be reproduced except in full, without the written approval of UL LLC.*

## HARMONICS AND SPURIOUS EMISSIONS

Note – Low and High Channels were tested at Mid Channel power levels.

### LOW CHANNEL RESULTS

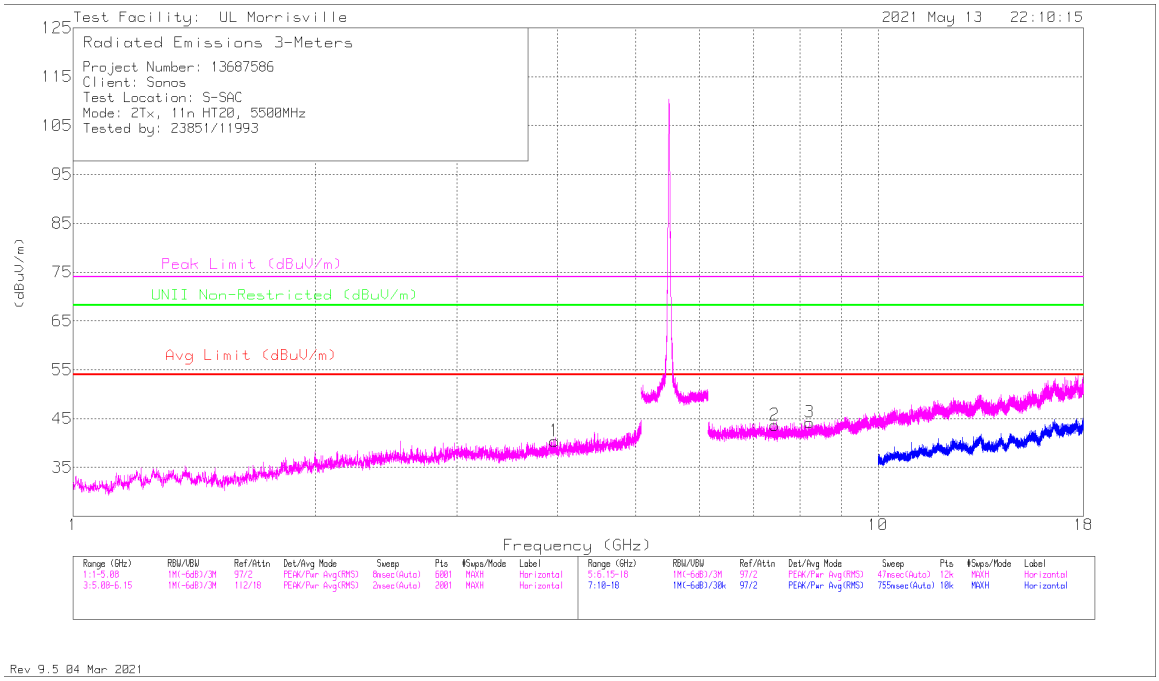


**HORIZONTAL**

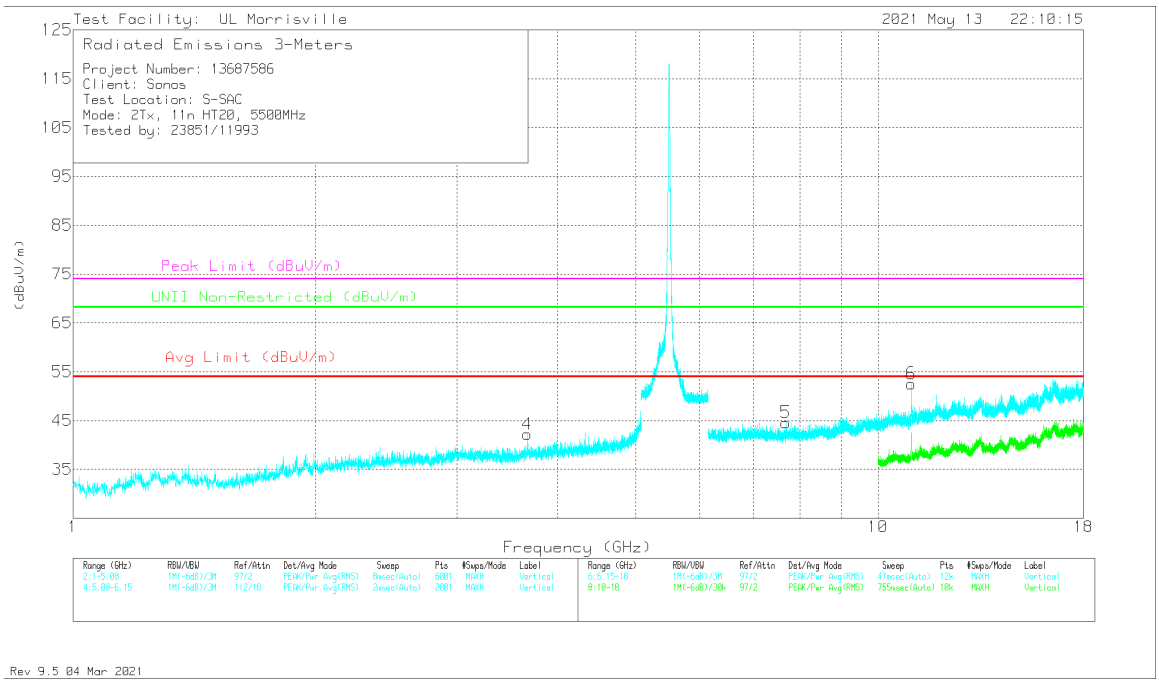


**VERTICAL**



UL LLC
12 Laboratory Dr., RTP, NC 27709; USA TEL: (919) 549-1400

*This report shall not be reproduced except in full, without the written approval of UL LLC.*

## RADIATED EMISSIONS

| Marker | Frequency (GHz) | Meter Reading (dBuV) | Det | AT0072 (dB/m) | Amp/Cbl/fltr/Pad (dB) | DC Corr (dB) | Corrected Reading (dBuV/m) | Avg Limit (dBuV/m) | Margin (dB) | Peak Limit (dBuV/m) | PK Margin (dB) | UNII Non-Restricted (dBuV/m) | PK Margin (dB) | Azimuth (Degs) | Height (cm) | Polarity |
|---|---|---|---|---|---|---|---|---|---|---|---|---|---|---|---|---|
| 1 | * ** 3.96548 | 38.52 | Pk | 33.6 | -31.7 | 0 | 40.42 | 54 | -13.58 | 74 | -33.58 | - | - | 0-360 | 199 | H |
| 4 | * ** 3.66696 | 41.39 | Pk | 33.1 | -32.3 | 0 | 42.19 | 54 | -11.81 | 74 | -31.81 | - | - | 0-360 | 101 | V |
| 2 | * ** 7.44264 | 36.15 | Pk | 35.6 | -28.1 | 0 | 43.65 | 54 | -10.35 | 74 | -30.35 | - | - | 0-360 | 101 | H |
| 3 | * ** 8.22178 | 36.13 | Pk | 35.8 | -27.7 | 0 | 44.23 | 54 | -9.77 | 74 | -29.77 | - | - | 0-360 | 101 | H |
| 5 | * ** 7.68161 | 36.66 | Pk | 35.8 | -27.9 | 0 | 44.56 | 54 | -9.44 | 74 | -29.44 | - | - | 0-360 | 101 | V |
| 6 | * ** 11.0005 | 43.75 | PK-U | 37.8 | -24.8 | 0 | 56.75 | - | - | 74 | -17.25 | - | - | 177 | 101 | V |
| | * ** 11.00031 | 27.3 | ADV | 37.8 | -24.8 | 2.96 | 43.26 | 54 | -10.74 | - | - | - | - | 177 | 101 | V |

* - indicates frequency in CFR47 Pt 15 / IC RSS-Restricted Band
** - indicates frequency in Taiwan NCC LP0002 Restricted Band
Pk - Peak detector
PK-U - Maximum Peak
ADV - Linear Voltage Average


UL LLC
12 Laboratory Dr., RTP, NC 27709; USA TEL: (919) 549-1400
*This report shall not be reproduced except in full, without the written approval of UL LLC.*

# MID CHANNEL RESULTS

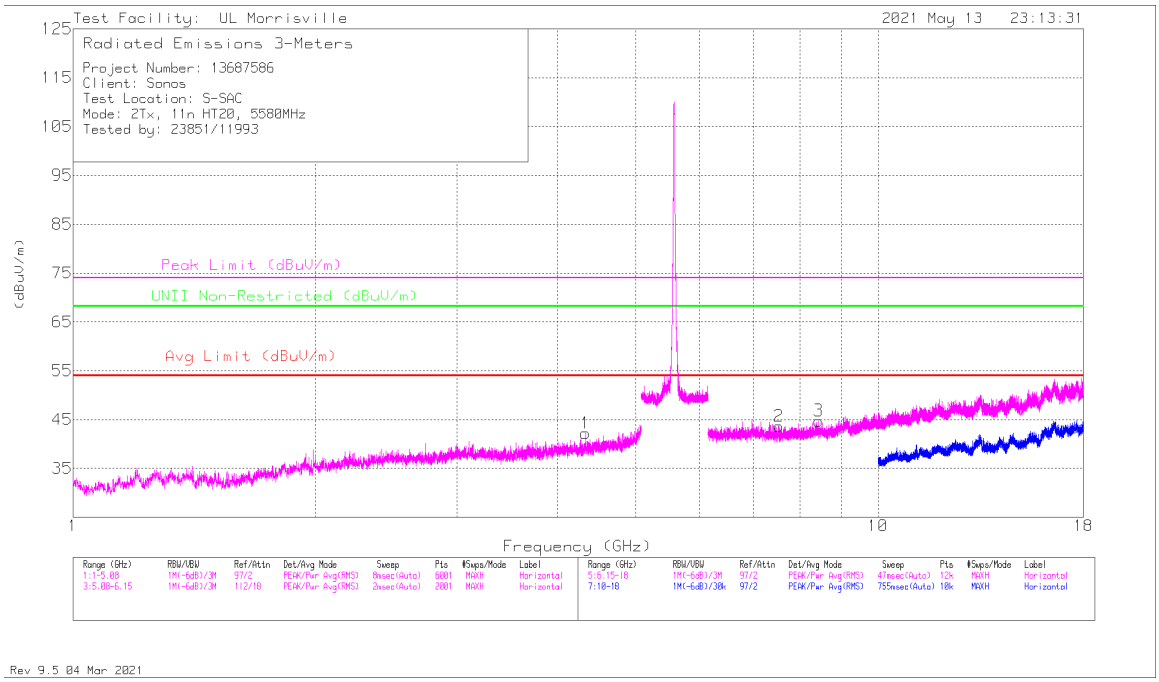


**HORIZONTAL**

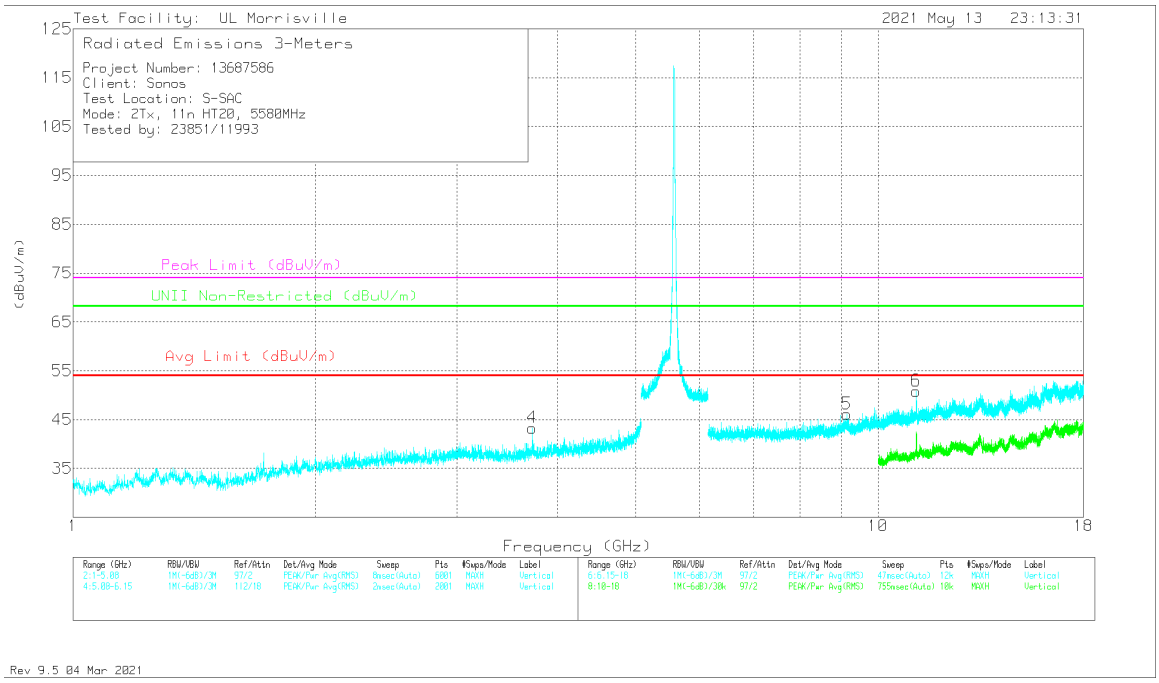


**VERTICAL**



UL LLC
12 Laboratory Dr., RTP, NC 27709; USA
TEL: (919) 549-1400

*This report shall not be reproduced except in full, without the written approval of UL LLC.*

## RADIATED EMISSIONS

| Marker | Frequency (GHz) | Meter Reading (dBuV) | Det | AT0072 (dB/m) | Amp/Cbl/fltr/Pad (dB) | DC Corr (dB) | Corrected Reading (dBuV/m) | Avg Limit (dBuV/m) | Margin (dB) | Peak Limit (dBuV/m) | PK Margin (dB) | UNII Non-Restricted (dBuV/m) | PK Margin (dB) | Azimuth (Degs) | Height (cm) | Polarity |
|---|---|---|---|---|---|---|---|---|---|---|---|---|---|---|---|---|
| 1 | * ** 4.33064 | 40.1 | Pk | 33.7 | -31.6 | 0 | 42.2 | 54 | -11.8 | 74 | -31.8 | - | - | 0-360 | 101 | H |
| 4 | * ** 3.72 | 42.22 | Pk | 33.4 | -32.3 | 0 | 43.32 | 54 | -10.68 | 74 | -30.68 | - | - | 0-360 | 101 | V |
| 2 | * ** 7.52954 | 35.43 | Pk | 35.7 | -27.5 | 0 | 43.63 | 54 | -10.37 | 74 | -30.37 | - | - | 0-360 | 200 | H |
| 3 | * ** 8.43705 | 36.43 | Pk | 35.9 | -27.6 | 0 | 44.73 | 54 | -9.27 | 74 | -29.27 | - | - | 0-360 | 200 | H |
| 5 | * ** 9.1441 | 36.53 | Pk | 36.3 | -26.7 | 0 | 46.13 | 54 | -7.87 | 74 | -27.87 | - | - | 0-360 | 200 | V |
| 6 | * ** 11.15709 | 42.02 | PK-U | 37.9 | -24.8 | 0 | 55.12 | - | - | 74 | -18.88 | - | - | 12 | 115 | V |
| | * ** 11.15765 | 25.14 | ADV | 37.9 | -24.8 | 2.96 | 41.2 | 54 | -12.8 | - | - | - | - | 12 | 115 | V |

* - indicates frequency in CFR47 Pt 15 / IC RSS-Restricted Band
** - indicates frequency in Taiwan NCC LP0002 Restricted Band
Pk - Peak detector
PK-U - Maximum Peak
ADV - Linear Voltage Average


UL LLC
12 Laboratory Dr., RTP, NC 27709; USA TEL: (919) 549-1400
*This report shall not be reproduced except in full, without the written approval of UL LLC.*

# HIGH CHANNEL RESULTS

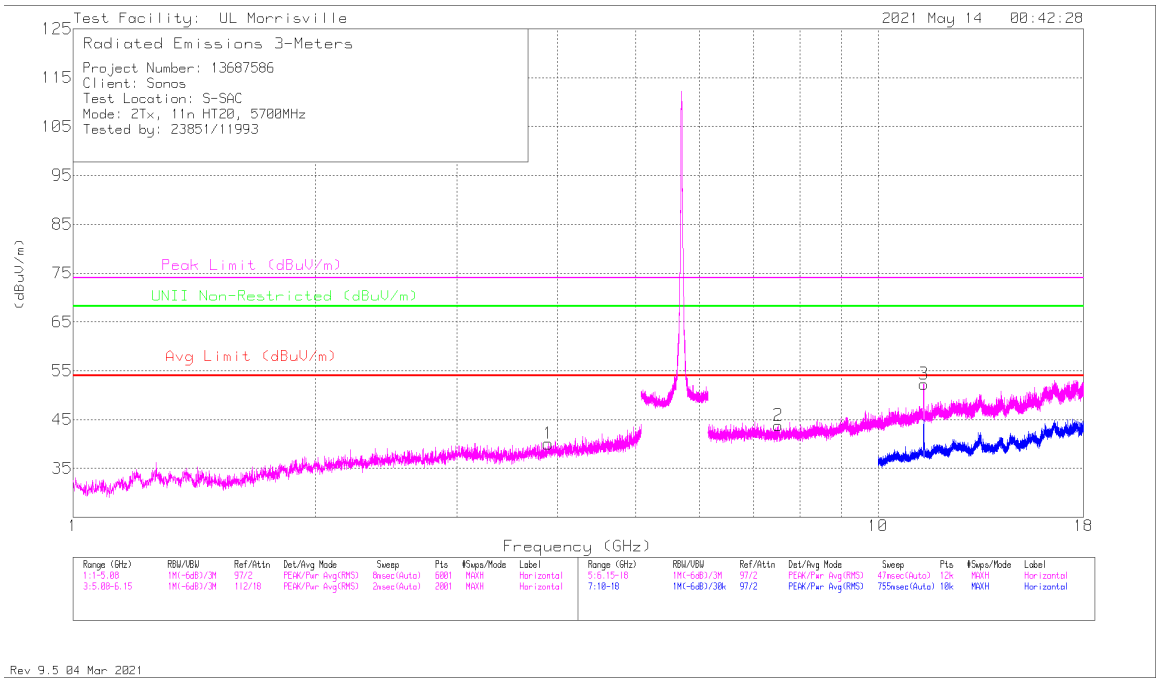


**HORIZONTAL**

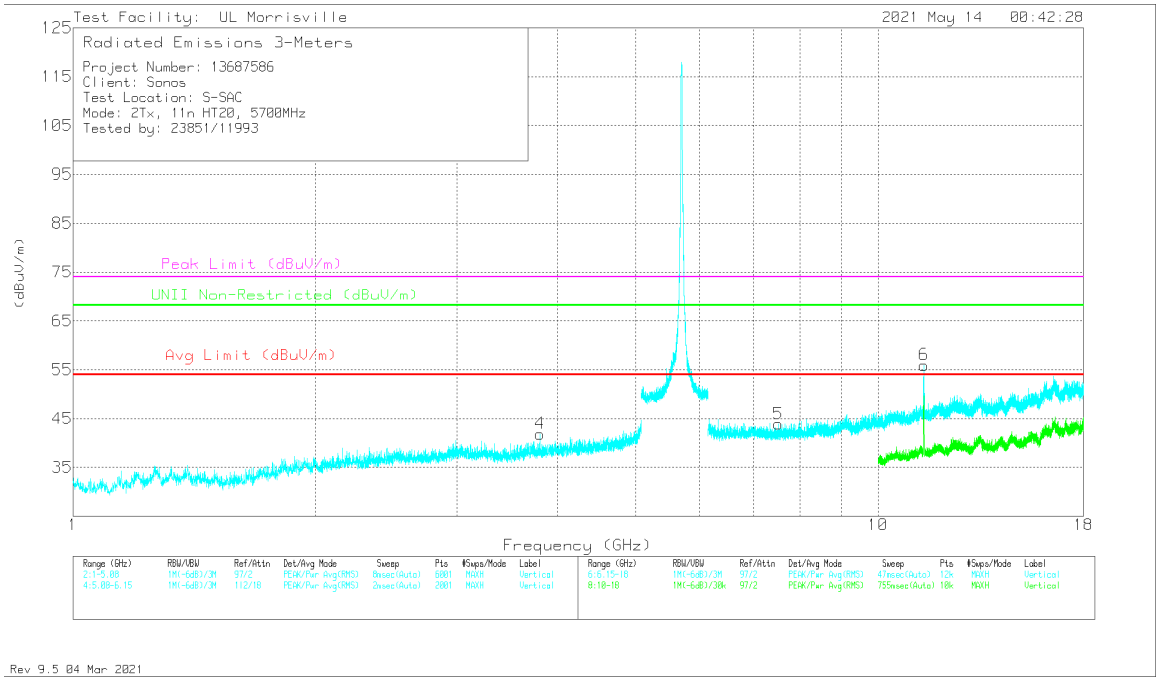


**VERTICAL**



UL LLC
12 Laboratory Dr., RTP, NC 27709; USA
TEL: (919) 549-1400

*This report shall not be reproduced except in full, without the written approval of UL LLC.*

## RADIATED EMISSIONS

| Marker | Frequency (GHz) | Meter Reading (dBuV) | Det | AT0072 (dB/m) | Amp/Cbl/fltr/Pad (dB) | DC Corr (dB) | Corrected Reading (dBuV/m) | Avg Limit (dBuV/m) | Margin (dB) | Peak Limit (dBuV/m) | PK Margin (dB) | UNII Non-Restricted (dBuV/m) | PK Margin (dB) | Azimuth (Degs) | Height (cm) | Polarity |
|---|---|---|---|---|---|---|---|---|---|---|---|---|---|---|---|---|
| 1 | * ** 3.89204 | 39.08 | Pk | 33.5 | -32.5 | 0 | 40.08 | 54 | -13.92 | 74 | -33.92 | - | - | 0-360 | 101 | H |
| 4 | * ** 3.80024 | 41.58 | Pk | 33.2 | -32.9 | 0 | 41.88 | 54 | -12.12 | 74 | -32.12 | - | - | 0-360 | 101 | V |
| 2 | * ** 7.51868 | 35.69 | Pk | 35.6 | -27.5 | 0 | 43.79 | 54 | -10.21 | 74 | -30.21 | - | - | 0-360 | 200 | H |
| 3 | * ** 11.40071 | 43.39 | PK-U | 38 | -24.7 | 0 | 56.69 | - | - | 74 | -17.31 | - | - | 337 | 262 | H |
| | * ** 11.40166 | 26.71 | ADV | 38 | -24.7 | 2.96 | 42.97 | 54 | -11.03 | - | - | - | - | 337 | 262 | H |
| 5 | * ** 7.5167 | 35.78 | Pk | 35.6 | -27.5 | 0 | 43.88 | 54 | -10.12 | 74 | -30.12 | - | - | 0-360 | 101 | V |
| 6 | * ** 11.40079 | 46.84 | PK-U | 38 | -24.7 | 0 | 60.14 | - | - | 74 | -13.86 | - | - | 202 | 240 | V |
| | * ** 11.40083 | 28.27 | ADV | 38 | -24.7 | 2.96 | 44.53 | 54 | -9.47 | - | - | - | - | 202 | 240 | V |

* - indicates frequency in CFR47 Pt 15 / IC RSS-Restricted Band
** - indicates frequency in Taiwan NCC LP0002 Restricted Band
Pk - Peak detector
PK-U - Maximum Peak
ADV - Linear Voltage Average


UL LLC
12 Laboratory Dr., RTP, NC 27709; USA TEL: (919) 549-1400
*This report shall not be reproduced except in full, without the written approval of UL LLC.*

### 10.1.7. TX ABOVE 1 GHz 802.11a MODE IN THE 5.8 GHz BAND

**2TX Antenna 1 + Antenna 2 CDD MODE**

## BANDEDGE (LOW CHANNEL)

## HORIZONTAL RESULT

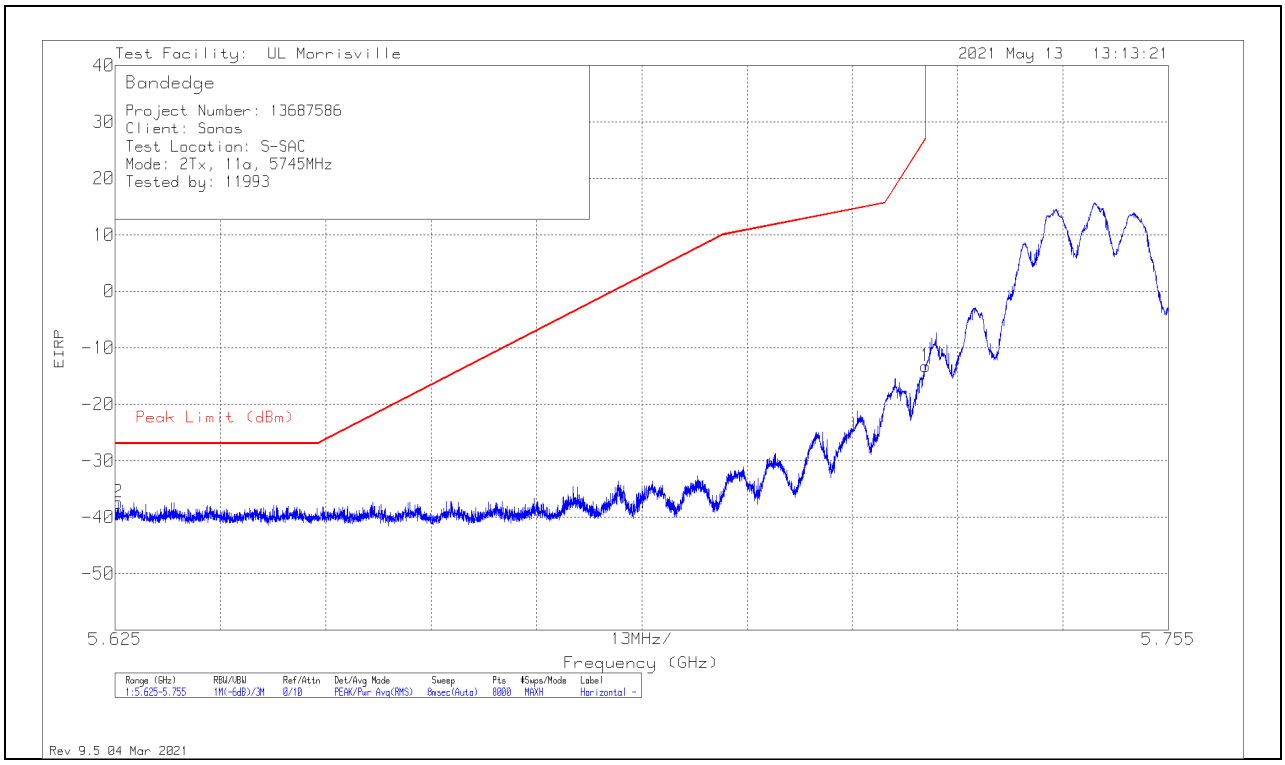


| Marker | Frequency (GHz) | Meter Reading (dBm) | Det | AT0072 (dB/m) | Amp/Cbl/Fltr/Pad (dB) | Conversion Factor (dB) | Pad (dB) | Corrected Reading EIRP | Peak Limit (dBm) | PK Margin (dB) | Azimuth (Degs) | Height (cm) | Polarity |
|---|---|---|---|---|---|---|---|---|---|---|---|---|---|
| 2 | 5.62534 | -70.61 | Pk | 34.7 | -23.4 | 11.8 | 10.1 | -37.41 | -27 | -10.41 | 2 | 105 | H |
| 1 | 5.725 | -46.48 | Pk | 34.8 | -23.5 | 11.8 | 10.1 | -13.28 | 27 | -40.28 | 2 | 105 | H |

Pk - Peak detector


UL LLC
12 Laboratory Dr., RTP, NC 27709; USA TEL: (919) 549-1400
*This report shall not be reproduced except in full, without the written approval of UL LLC.*

# VERTICAL RESULT

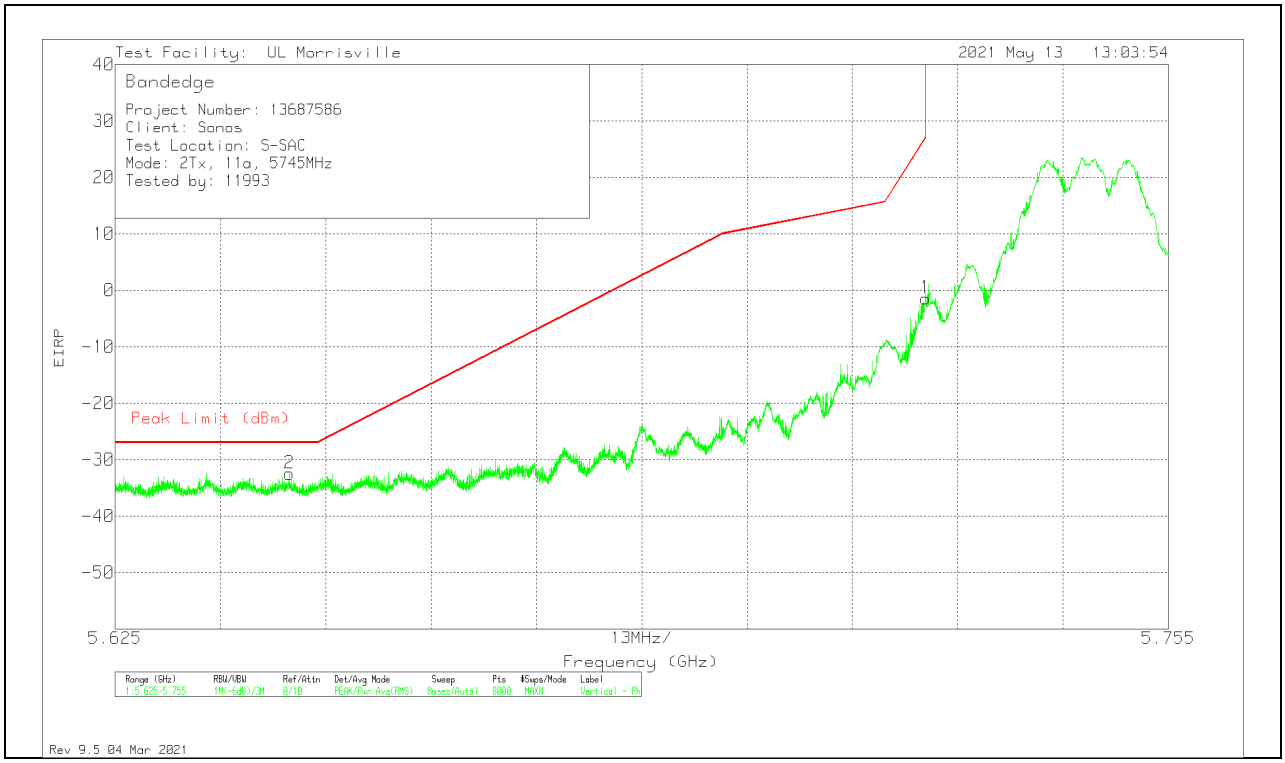


| Marker | Frequency (GHz) | Meter Reading (dBm) | Det | AT0072 (dB/m) | Amp/Cbl/Fltr/Pad (dB) | Conversion Factor (dB) | Pad (dB) | Corrected Reading EIRP | Peak Limit (dBm) | PK Margin (dB) | Azimuth (Degs) | Height (cm) | Polarity |
|---|---|---|---|---|---|---|---|---|---|---|---|---|---|
| 2 | 5.6465 | -65.67 | Pk | 34.7 | -23.3 | 11.8 | 10 | -32.47 | -27 | -5.47 | 4 | 106 | V |
| 1 | 5.725 | -34.62 | Pk | 34.8 | -23.5 | 11.8 | 10.1 | -1.42 | 27 | -28.42 | 4 | 106 | V |

Pk - Peak detector


UL LLC
12 Laboratory Dr., RTP, NC 27709; USA TEL: (919) 549-1400
*This report shall not be reproduced except in full, without the written approval of UL LLC.*

## BANDEDGE (HIGH CHANNEL)

### HORIZONTAL RESULT

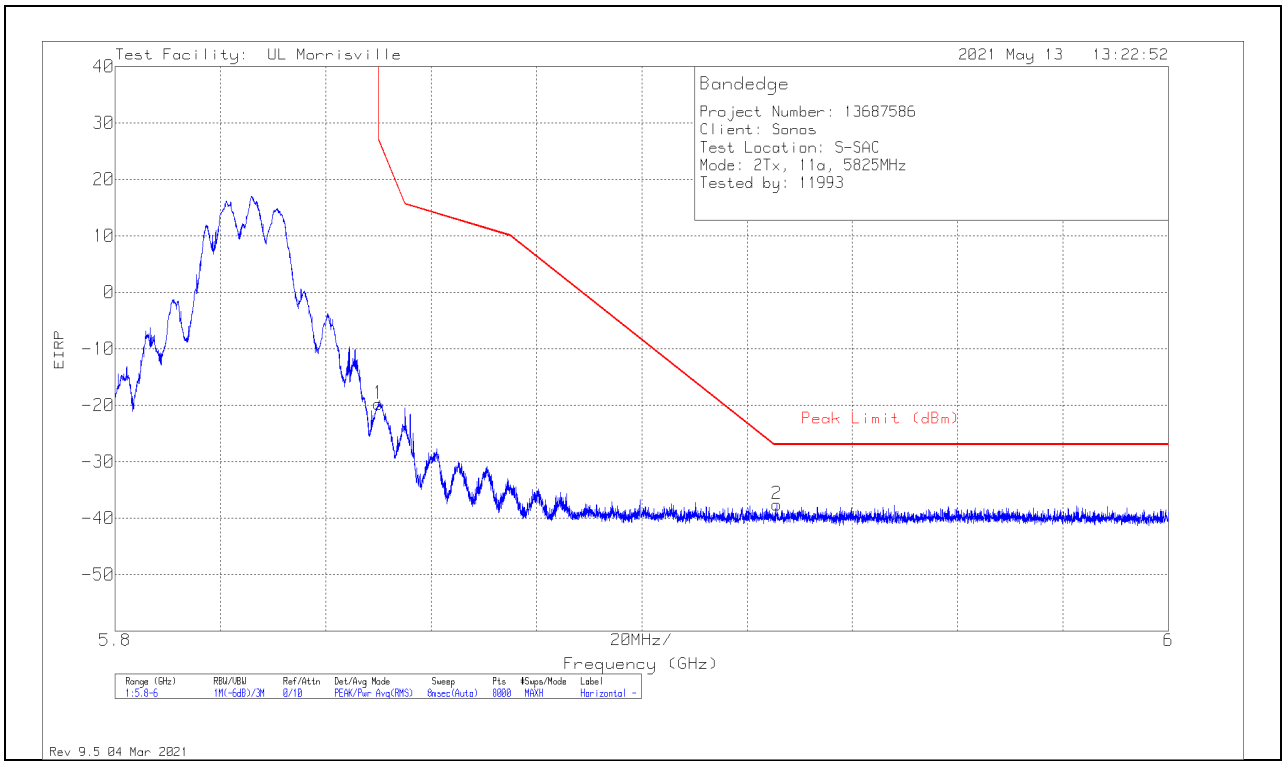


| Marker | Frequency (GHz) | Meter Reading (dBm) | Det | AT0072 (dB/m) | Amp/Cbl/Fltr/Pad (dB) | Conversion Factor (dB) | Pad (dB) | Corrected Reading EIRP | Peak Limit (dBm) | PK Margin (dB) | Azimuth (Degs) | Height (cm) | Polarity |
|---|---|---|---|---|---|---|---|---|---|---|---|---|---|
| 1 | 5.85001 | -53.74 | Pk | 35.2 | -23.1 | 11.8 | 10.1 | -19.74 | 26.99 | -46.73 | 4 | 103 | H |
| 2 | 5.92564 | -71.65 | Pk | 35.1 | -22.8 | 11.8 | 10 | -37.55 | -27 | -10.55 | 4 | 103 | H |

Pk - Peak detector


UL LLC
12 Laboratory Dr., RTP, NC 27709; USA TEL: (919) 549-1400
*This report shall not be reproduced except in full, without the written approval of UL LLC.*

# VERTICAL RESULT

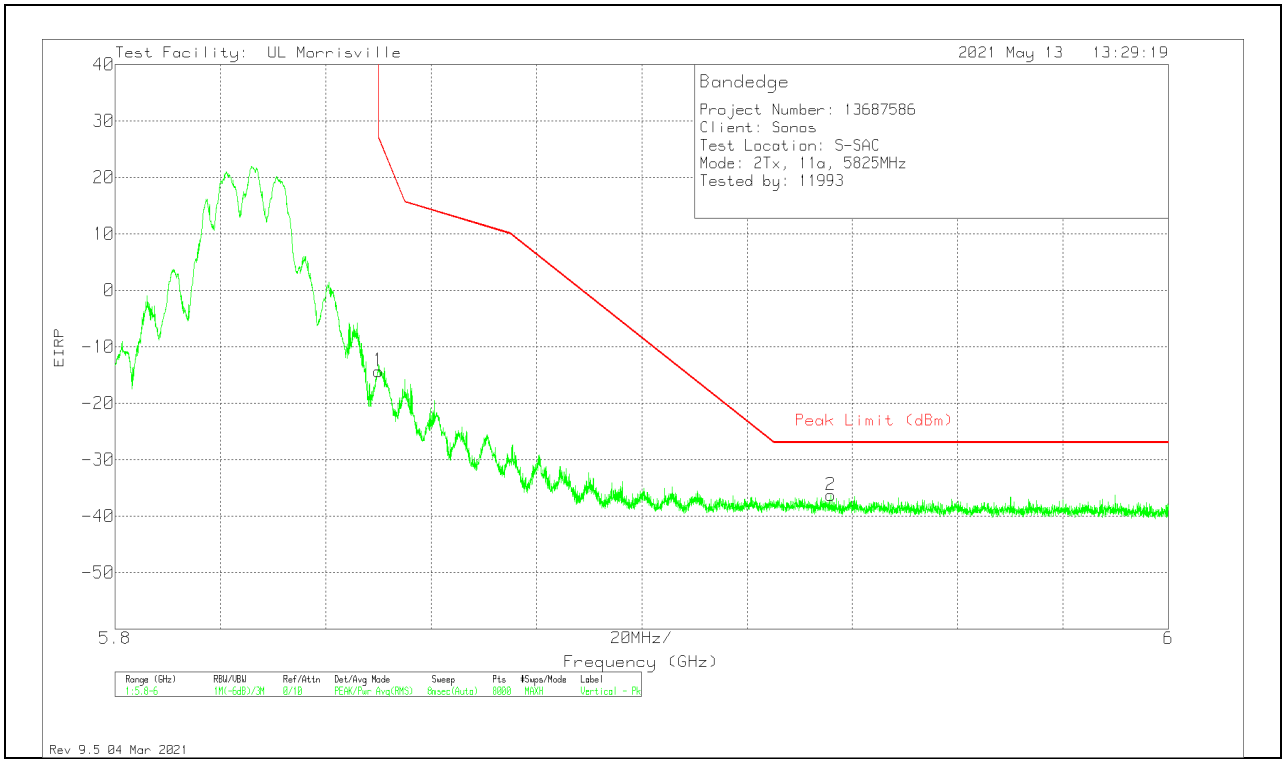


| Marker | Frequency (GHz) | Meter Reading (dBm) | Det | AT0072 (dB/m) | Amp/Cbl/Fltr/Pad (dB) | Conversion Factor (dB) | Pad (dB) | Corrected Reading EIRP | Peak Limit (dBm) | PK Margin (dB) | Azimuth (Degs) | Height (cm) | Polarity |
|---|---|---|---|---|---|---|---|---|---|---|---|---|---|
| 1 | 5.85001 | -48.34 | Pk | 35.2 | -23.1 | 11.8 | 10.1 | -14.34 | 26.99 | -41.33 | 31 | 226 | V |
| 2 | 5.93592 | -70.6 | Pk | 35.2 | -22.8 | 11.8 | 10.1 | -36.3 | -27 | -9.3 | 31 | 226 | V |

Pk - Peak detector


UL LLC
12 Laboratory Dr., RTP, NC 27709; USA TEL: (919) 549-1400
*This report shall not be reproduced except in full, without the written approval of UL LLC.*

## HARMONICS AND SPURIOUS EMISSIONS

### LOW CHANNEL RESULTS

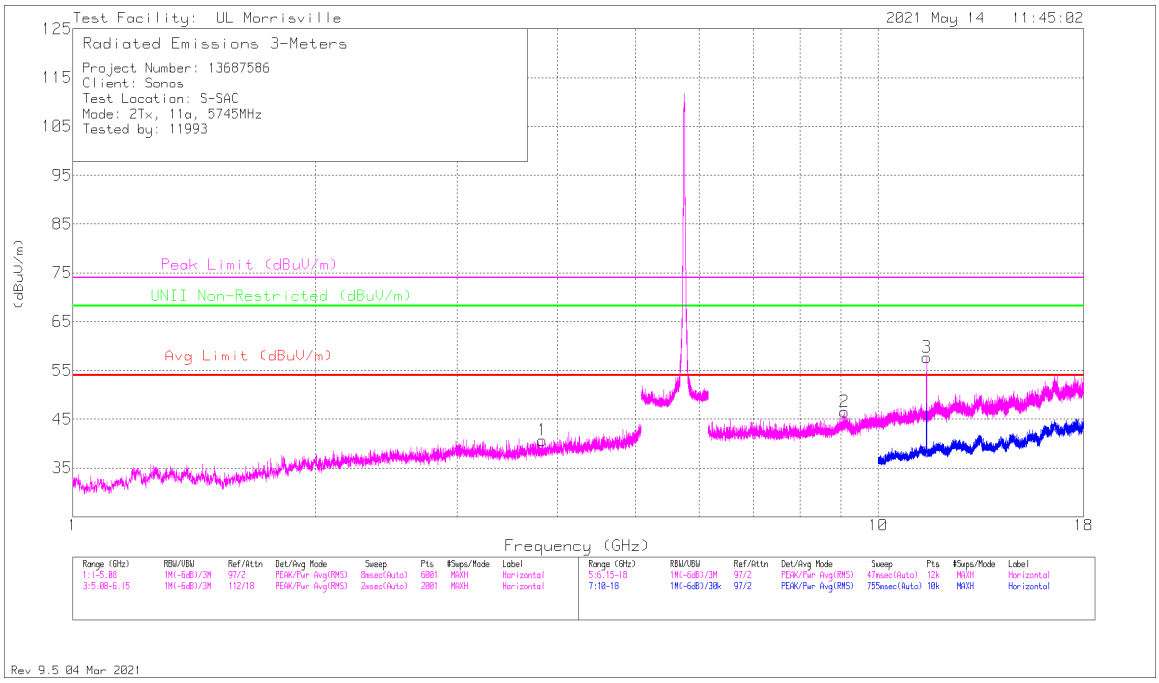


**HORIZONTAL**

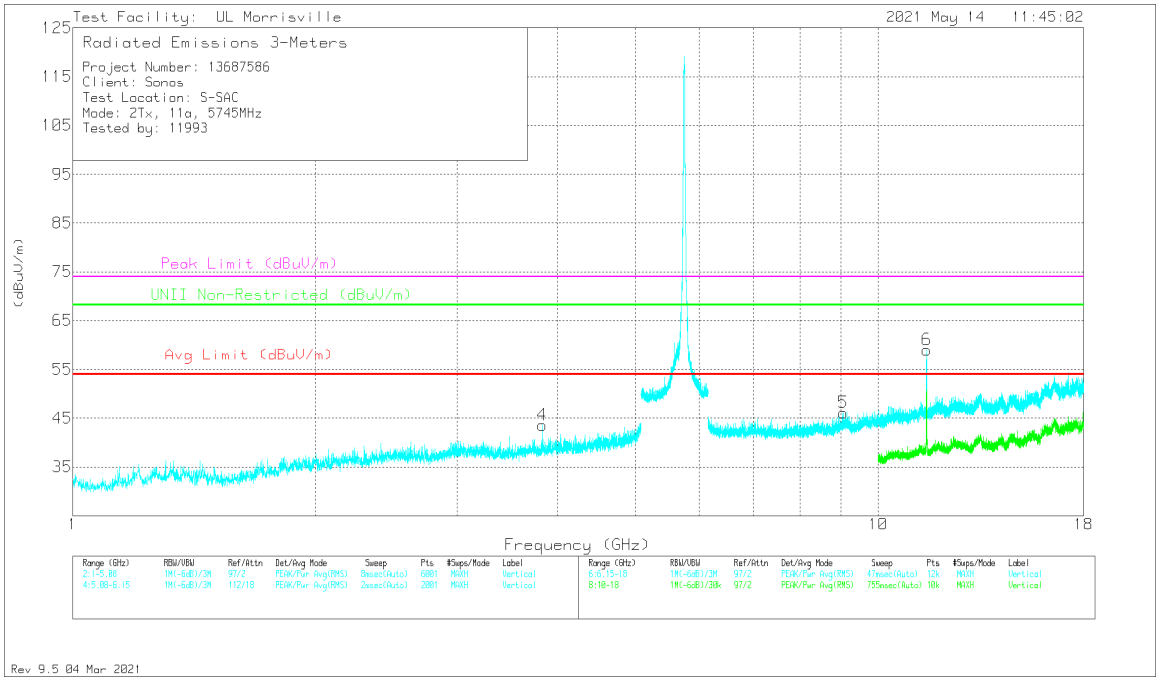


**VERTICAL**



UL LLC
12 Laboratory Dr., RTP, NC 27709; USA TEL: (919) 549-1400

*This report shall not be reproduced except in full, without the written approval of UL LLC.*

## RADIATED EMISSIONS

| Marker | Frequency (GHz) | Meter Reading (dBuV) | Det | AT0072 (dB/m) | Amp/Cbl/fltr/Pad (dB) | DC Corr (dB) | Corrected Reading (dBuV/m) | Avg Limit (dBuV/m) | Margin (dB) | Peak Limit (dBuV/m) | PK Margin (dB) | UNII Non-Restricted (dBuV/m) | PK Margin (dB) | Azimuth (Degs) | Height (cm) | Polarity |
|---|---|---|---|---|---|---|---|---|---|---|---|---|---|---|---|---|
| 1 | * ** 3.83084 | 40.08 | Pk | 33.3 | -32.7 | 0 | 40.68 | 54 | -13.32 | 74 | -33.32 | - | - | 0-360 | 200 | H |
| 4 | * ** 3.83016 | 43.13 | Pk | 33.3 | -32.8 | 0 | 43.63 | 54 | -10.37 | 74 | -30.37 | - | - | 0-360 | 101 | V |
| 2 | * ** 9.09275 | 37.06 | Pk | 36.3 | -26.8 | 0 | 46.56 | 54 | -7.44 | 74 | -27.44 | - | - | 0-360 | 199 | H |
| 3 | * ** 11.48997 | 48.04 | PK-U | 38.1 | -24.7 | 0 | 61.44 | - | - | 74 | -12.56 | - | - | 70 | 108 | H |
| | * ** 11.48988 | 29.46 | ADV | 38.1 | -24.7 | 2.78 | 45.64 | 54 | -8.36 | - | - | - | - | 70 | 108 | H |
| 5 | * ** 9.05918 | 36.87 | Pk | 36.2 | -27 | 0 | 46.07 | 54 | -7.93 | 74 | -27.93 | - | - | 0-360 | 199 | V |
| 6 | * ** 11.49178 | 51.16 | PK-U | 38.1 | -24.7 | 0 | 64.56 | - | - | 74 | -9.44 | - | - | 321 | 105 | V |
| | * ** 11.49152 | 32.04 | ADV | 38.1 | -24.7 | 2.78 | 48.22 | 54 | -5.78 | - | - | - | - | 321 | 105 | V |

* - indicates frequency in CFR47 Pt 15 / IC RSS-Restricted Band
** - indicates frequency in Taiwan NCC LP0002 Restricted Band
Pk - Peak detector
PK-U - Maximum Peak
ADV - Linear Voltage Average


UL LLC
12 Laboratory Dr., RTP, NC 27709; USA TEL: (919) 549-1400
*This report shall not be reproduced except in full, without the written approval of UL LLC.*

# MID CHANNEL RESULTS

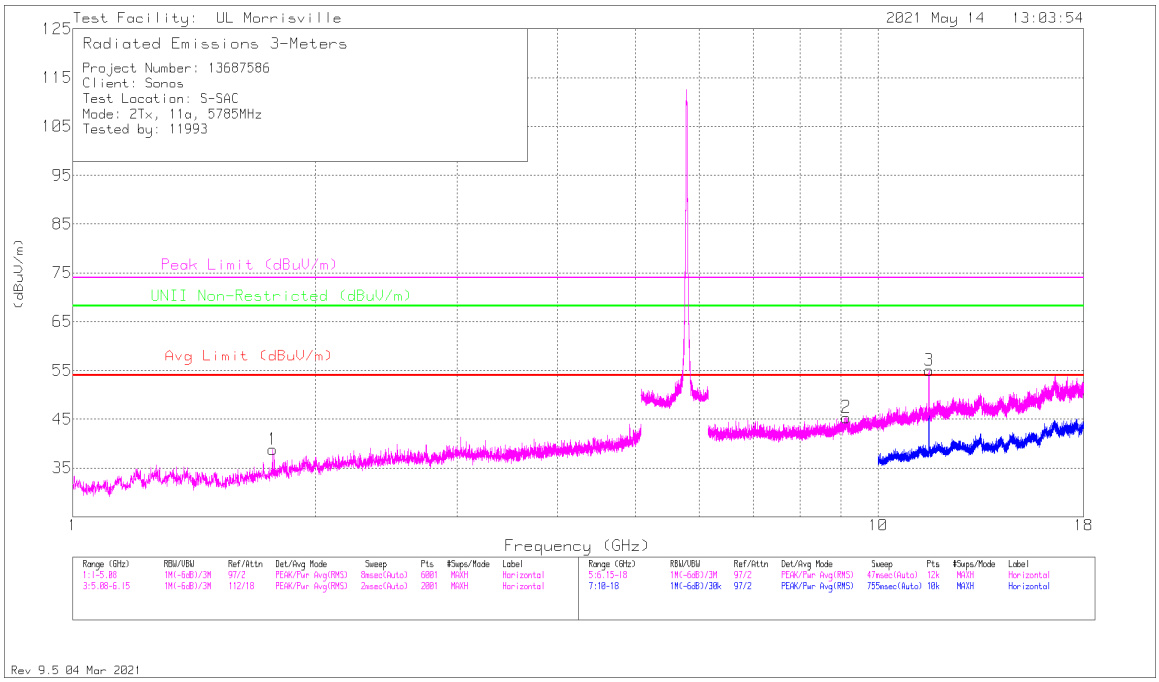


**HORIZONTAL**

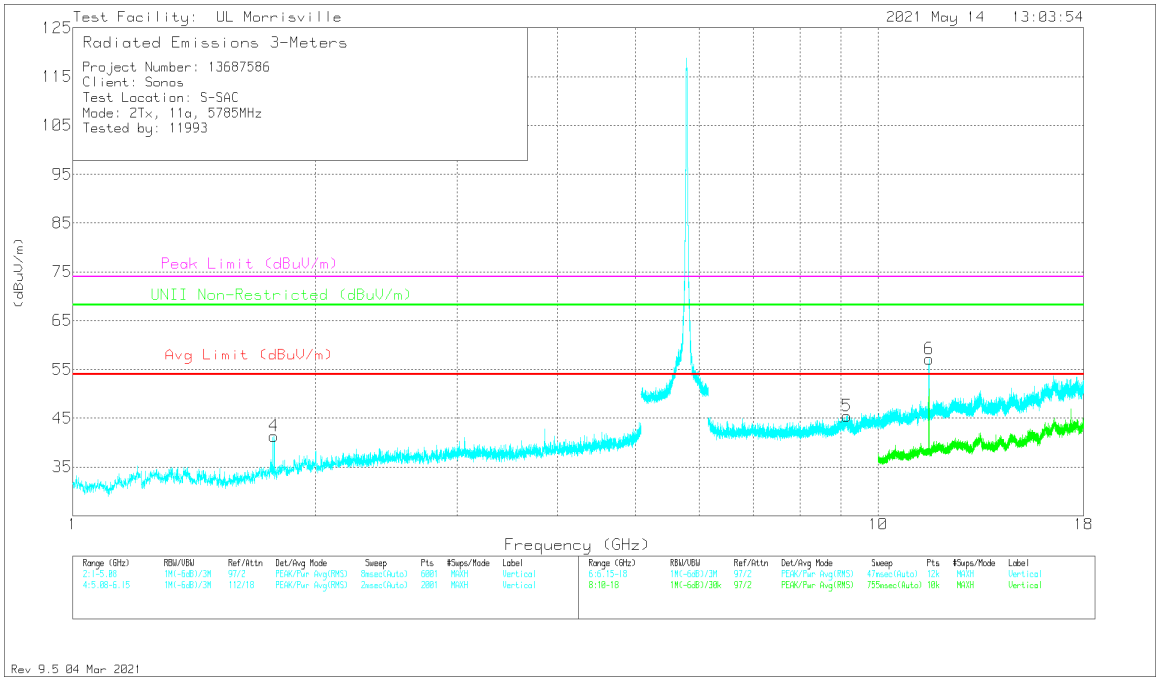


**VERTICAL**



UL LLC
12 Laboratory Dr., RTP, NC 27709; USA
TEL: (919) 549-1400

*This report shall not be reproduced except in full, without the written approval of UL LLC.*

## RADIATED EMISSIONS

| Marker | Frequency (GHz) | Meter Reading (dBuV) | Det | AT0072 (dB/m) | Amp/Cbl/fltr/Pad (dB) | DC Corr (dB) | Corrected Reading (dBuV/m) | Avg Limit (dBuV/m) | Margin (dB) | Peak Limit (dBuV/m) | PK Margin (dB) | UNII Non-Restricted (dBuV/m) | PK Margin (dB) | Azimuth (Degs) | Height (cm) | Polarity |
|---|---|---|---|---|---|---|---|---|---|---|---|---|---|---|---|---|
| 1 | ** 1.77112 | 43.97 | Pk | 29.5 | -34.7 | 0 | 38.77 | 54 | -15.23 | 74 | -35.23 | - | - | 0-360 | 200 | H |
| 4 | ** 1.7786 | 46.36 | Pk | 29.7 | -34.7 | 0 | 41.36 | 54 | -12.64 | 74 | -32.64 | - | - | 0-360 | 101 | V |
| 2 | * ** 9.1283 | 35.67 | Pk | 36.3 | -26.6 | 0 | 45.37 | 54 | -8.63 | 74 | -28.63 | - | - | 0-360 | 101 | H |
| 3 | * ** 11.56982 | 45.63 | PK-U | 38.2 | -24.8 | 0 | 59.03 | - | - | 74 | -14.97 | - | - | 325 | 208 | H |
| | * ** 11.56956 | 27.84 | ADV | 38.2 | -24.8 | 2.78 | 44.02 | 54 | -9.98 | - | - | - | - | 325 | 208 | H |
| 5 | * ** 9.15595 | 35.8 | Pk | 36.3 | -26.7 | 0 | 45.4 | 54 | -8.6 | 74 | -28.6 | - | - | 0-360 | 101 | V |
| 6 | * ** 11.57173 | 49.3 | PK-U | 38.2 | -24.8 | 0 | 62.7 | - | - | 74 | -11.3 | - | - | 324 | 114 | V |
| | * ** 11.57199 | 30.62 | ADV | 38.2 | -24.8 | 2.78 | 46.8 | 54 | -7.2 | - | - | - | - | 324 | 114 | V |

* - indicates frequency in CFR47 Pt 15 / IC RSS-Restricted Band
** - indicates frequency in Taiwan NCC LP0002 Restricted Band
Pk - Peak detector
PK-U - Maximum Peak
ADV - Linear Voltage Average


UL LLC
12 Laboratory Dr., RTP, NC 27709; USA TEL: (919) 549-1400
*This report shall not be reproduced except in full, without the written approval of UL LLC.*

# HIGH CHANNEL RESULTS

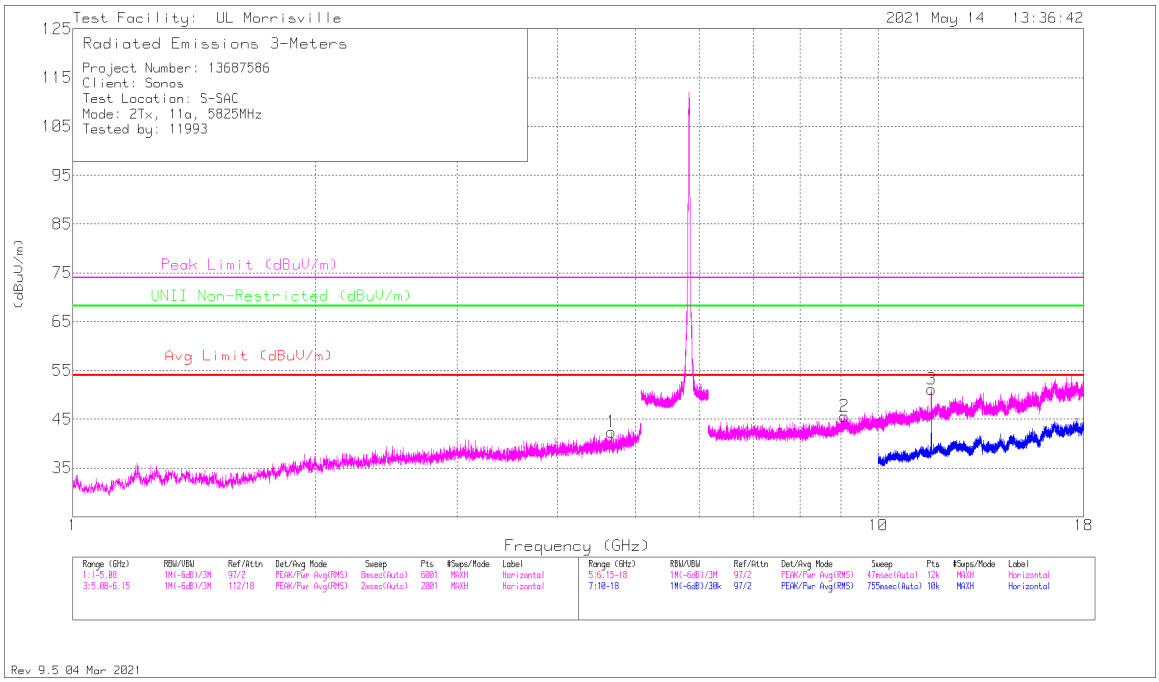


## HORIZONTAL

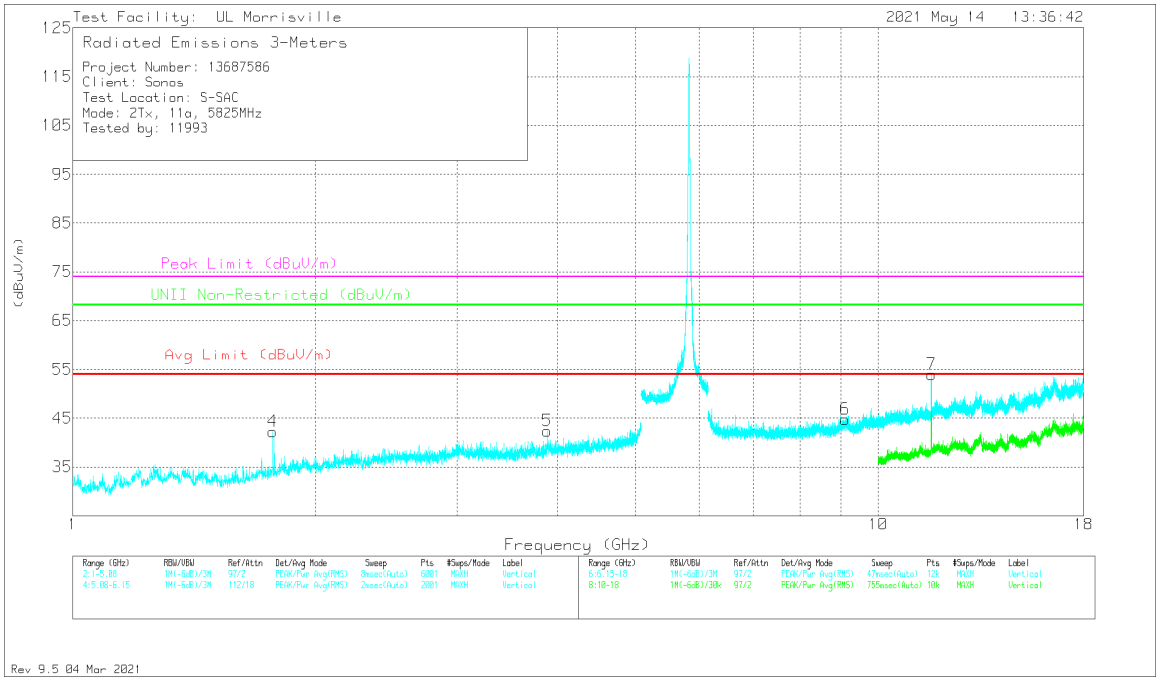


## VERTICAL



UL LLC
12 Laboratory Dr., RTP, NC 27709; USA
TEL: (919) 549-1400

*This report shall not be reproduced except in full, without the written approval of UL LLC.*

## RADIATED EMISSIONS

| Marker | Frequency (GHz) | Meter Reading (dBuV) | Det | AT0072 (dB/m) | Amp/Cbl/fltr/Pad (dB) | DC Corr (dB) | Corrected Reading (dBuV/m) | Avg Limit (dBuV/m) | Margin (dB) | Peak Limit (dBuV/m) | PK Margin (dB) | UNII Non-Restricted (dBuV/m) | PK Margin (dB) | Azimuth (Degs) | Height (cm) | Polarity |
|---|---|---|---|---|---|---|---|---|---|---|---|---|---|---|---|---|
| 1 | * ** 4.66452 | 39.37 | Pk | 34 | -31 | 0 | 42.37 | 54 | -11.63 | 74 | -31.63 | - | - | 0-360 | 101 | H |
| 4 | ** 1.7718 | 47.36 | Pk | 29.6 | -34.7 | 0 | 42.26 | 54 | -11.74 | 74 | -31.74 | - | - | 0-360 | 200 | V |
| 5 | * ** 3.88388 | 41.34 | Pk | 33.5 | -32.5 | 0 | 42.34 | 54 | -11.66 | 74 | -31.66 | - | - | 0-360 | 200 | V |
| 2 | * ** 9.0888 | 36.2 | Pk | 36.3 | -26.9 | 0 | 45.6 | 54 | -8.4 | 74 | -28.4 | - | - | 0-360 | 199 | H |
| 3 | * ** 11.64649 | 42.57 | PK-U | 38.2 | -24.8 | 0 | 55.97 | - | - | 74 | -18.03 | - | - | 359 | 314 | H |
| | * ** 11.64591 | 24.97 | ADV | 38.2 | -24.8 | 2.78 | 41.15 | 54 | -12.85 | - | - | - | - | 359 | 314 | H |
| 6 | * ** 9.10065 | 35.27 | Pk | 36.3 | -26.8 | 0 | 44.77 | 54 | -9.23 | 74 | -29.23 | - | - | 0-360 | 199 | V |
| 7 | * ** 11.65181 | 44.59 | PK-U | 38.2 | -24.7 | 0 | 58.09 | - | - | 74 | -15.91 | - | - | 305 | 190 | V |
| | * ** 11.65188 | 26.8 | ADV | 38.2 | -24.7 | 2.78 | 43.08 | 54 | -10.92 | - | - | - | - | 305 | 190 | V |

* - indicates frequency in CFR47 Pt 15 / IC RSS-Restricted Band
** - indicates frequency in Taiwan NCC LP0002 Restricted Band
Pk - Peak detector
PK-U - Maximum Peak
ADV - Linear Voltage Average


UL LLC
12 Laboratory Dr., RTP, NC 27709; USA TEL: (919) 549-1400
*This report shall not be reproduced except in full, without the written approval of UL LLC.*

## 10.1.8. TX ABOVE 1 GHz 802.11n HT20 MODE IN THE 5.8 GHz BAND

**2TX Antenna 1 + Antenna 2 CDD MODE**

## BANDEDGE (LOW CHANNEL)

### HORIZONTAL RESULT

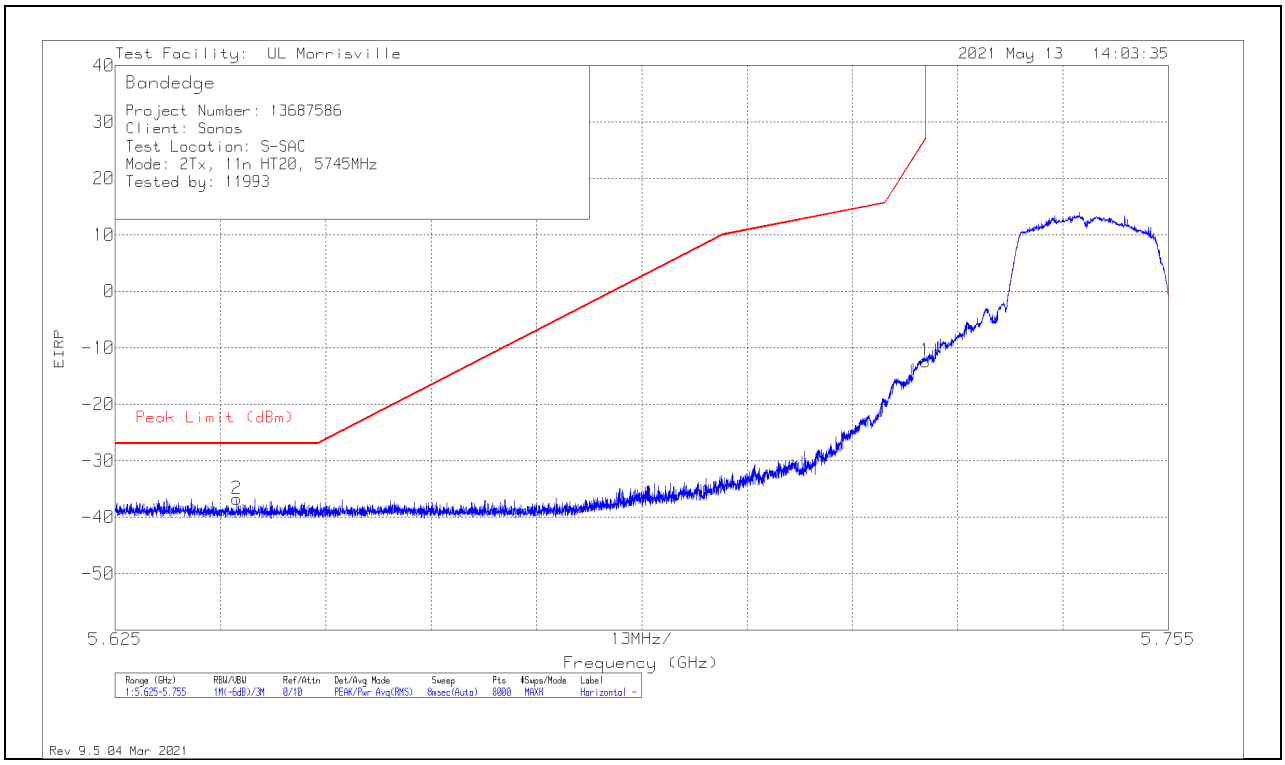


| Marker | Frequency (GHz) | Meter Reading (dBm) | Det | AT0072 (dB/m) | Amp/Cbl/Fltr/Pad (dB) | Conversion Factor (dB) | Pad (dB) | Corrected Reading EIRP | Peak Limit (dBm) | PK Margin (dB) | Azimuth (Degs) | Height (cm) | Polarity |
|---|---|---|---|---|---|---|---|---|---|---|---|---|---|
| 2 | 5.64002 | -69.87 | Pk | 34.7 | -23.4 | 11.8 | 10 | -36.77 | -27 | -9.77 | 276 | 200 | H |
| 1 | 5.725 | -45.55 | Pk | 34.8 | -23.5 | 11.8 | 10.1 | -12.35 | 27 | -39.35 | 276 | 200 | H |

Pk - Peak detector


UL LLC
12 Laboratory Dr., RTP, NC 27709; USA TEL: (919) 549-1400
*This report shall not be reproduced except in full, without the written approval of UL LLC.*

# VERTICAL RESULT

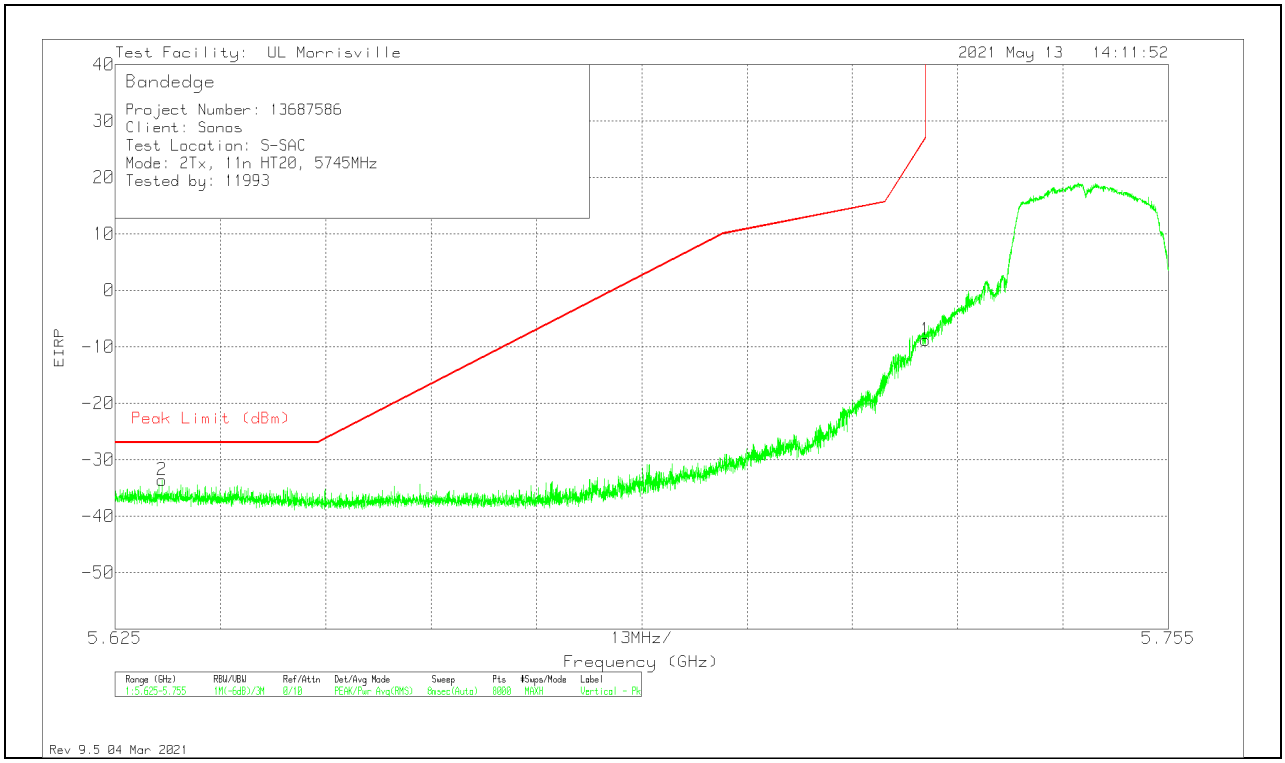


| Marker | Frequency (GHz) | Meter Reading (dBm) | Det | AT0072 (dB/m) | Amp/Cbl/Fltr/Pad (dB) | Conversion Factor (dB) | Pad (dB) | Corrected Reading EIRP | Peak Limit (dBm) | PK Margin (dB) | Azimuth (Degs) | Height (cm) | Polarity |
|---|---|---|---|---|---|---|---|---|---|---|---|---|---|
| 2 | 5.63077 | -66.94 | Pk | 34.7 | -23.3 | 11.8 | 10.1 | -33.64 | -27 | -6.64 | 61 | 115 | V |
| 1 | 5.725 | -42.03 | Pk | 34.8 | -23.5 | 11.8 | 10.1 | -8.83 | 27 | -35.83 | 61 | 115 | V |

Pk - Peak detector


UL LLC
12 Laboratory Dr., RTP, NC 27709; USA TEL: (919) 549-1400
*This report shall not be reproduced except in full, without the written approval of UL LLC.*

## BANDEDGE (HIGH CHANNEL)

### HORIZONTAL RESULT

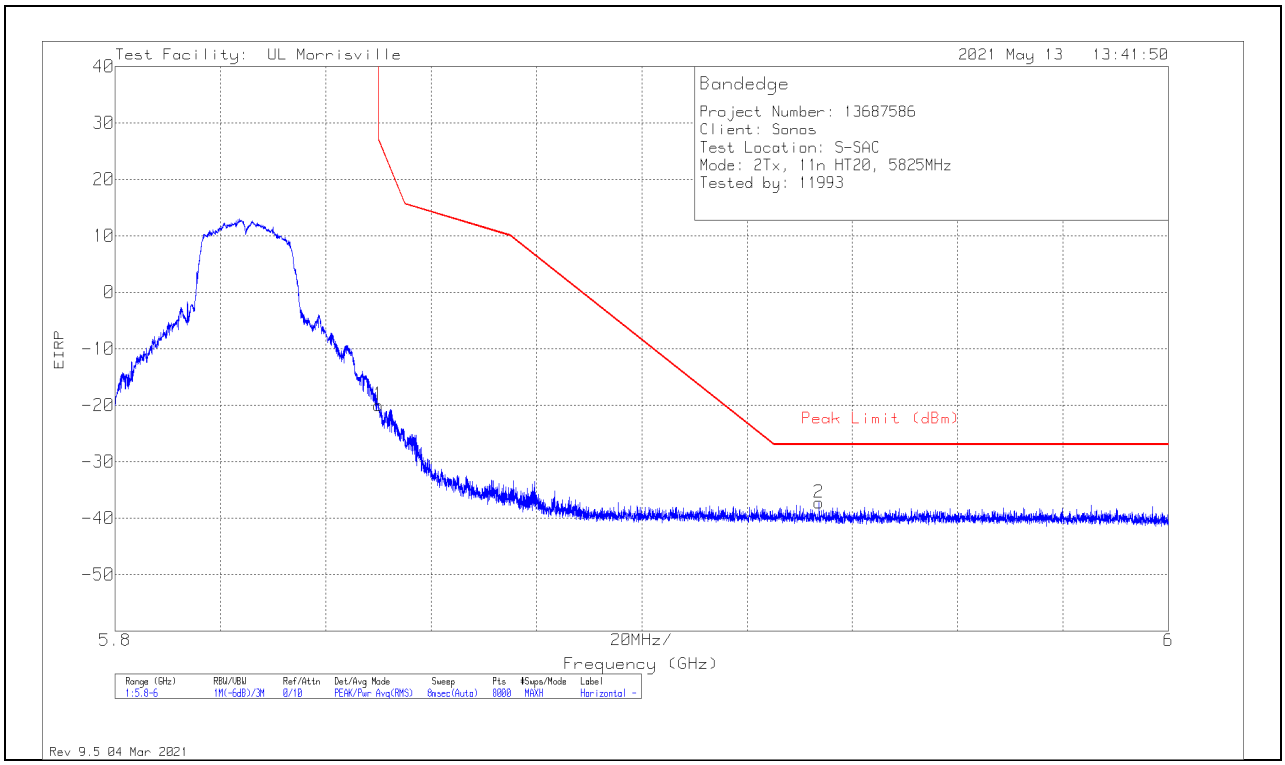


| Marker | Frequency (GHz) | Meter Reading (dBm) | Det | AT0072 (dB/m) | Amp/Cbl/Fltr/Pad (dB) | Conversion Factor (dB) | Pad (dB) | Corrected Reading EIRP | Peak Limit (dBm) | PK Margin (dB) | Azimuth (Degs) | Height (cm) | Polarity |
|---|---|---|---|---|---|---|---|---|---|---|---|---|---|
| 1 | 5.85001 | -53.97 | Pk | 35.2 | -23.1 | 11.8 | 10.1 | -19.97 | 26.99 | -46.96 | 275 | 172 | H |
| 2 | 5.93364 | -71.57 | Pk | 35.2 | -22.8 | 11.8 | 10.1 | -37.27 | -27 | -10.27 | 275 | 172 | H |

Pk - Peak detector


UL LLC
12 Laboratory Dr., RTP, NC 27709; USA TEL: (919) 549-1400
*This report shall not be reproduced except in full, without the written approval of UL LLC.*

# VERTICAL RESULT

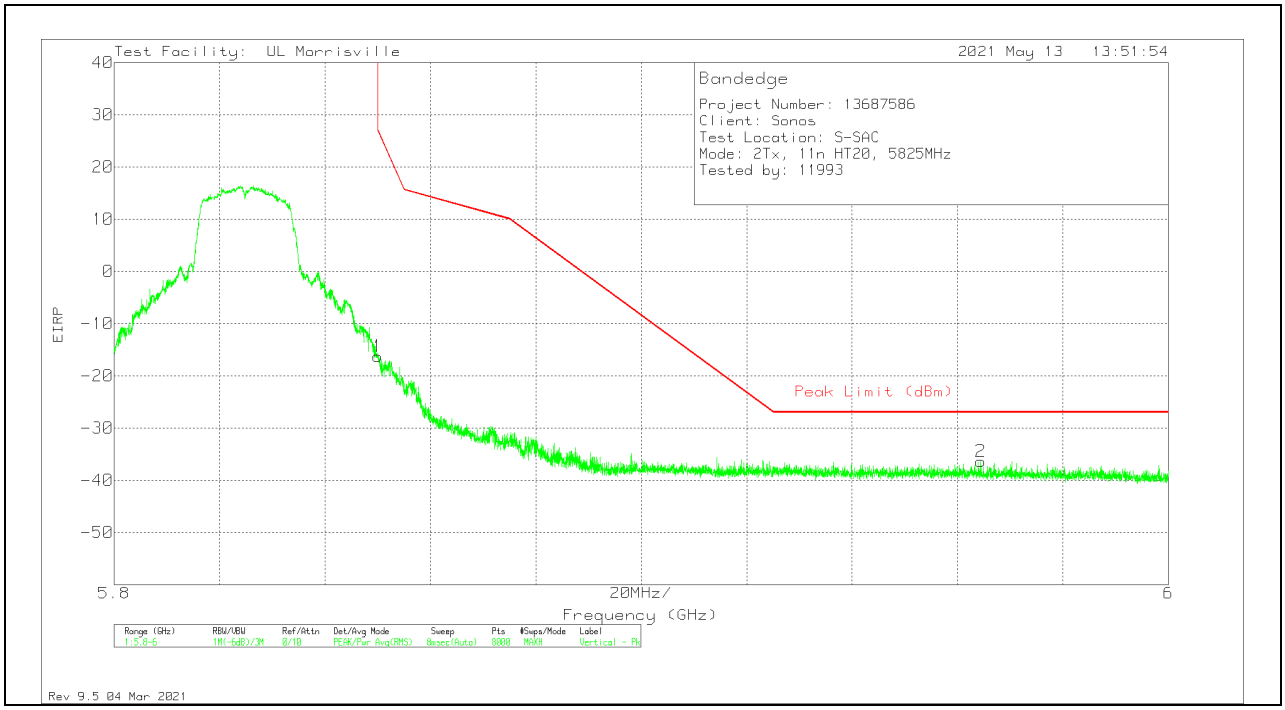


| Marker | Frequency (GHz) | Meter Reading (dBm) | Det | AT0072 (dB/m) | Amp/Cbl/Fltr/Pad (dB) | Conversion Factor (dB) | Pad (dB) | Corrected Reading EIRP | Peak Limit (dBm) | PK Margin (dB) | Azimuth (Degs) | Height (cm) | Polarity |
|---|---|---|---|---|---|---|---|---|---|---|---|---|---|
| 1 | 5.85001 | -50.27 | Pk | 35.2 | -23.1 | 11.8 | 10.1 | -16.27 | 26.99 | -43.26 | 251 | 138 | V |
| 2 | 5.96442 | -70.58 | Pk | 35.2 | -22.9 | 11.8 | 10.1 | -36.38 | -27 | -9.38 | 251 | 138 | V |

Pk - Peak detector


UL LLC
12 Laboratory Dr., RTP, NC 27709; USA TEL: (919) 549-1400
*This report shall not be reproduced except in full, without the written approval of UL LLC.*

## HARMONICS AND SPURIOUS EMISSIONS

### LOW CHANNEL RESULTS

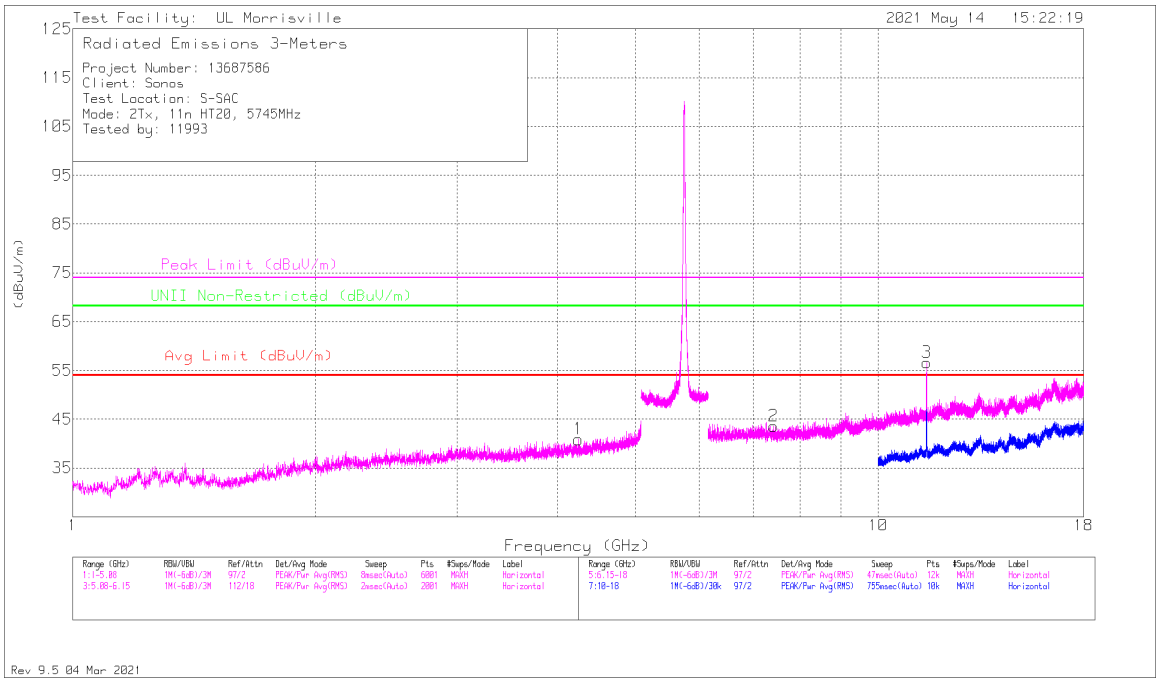


**HORIZONTAL**

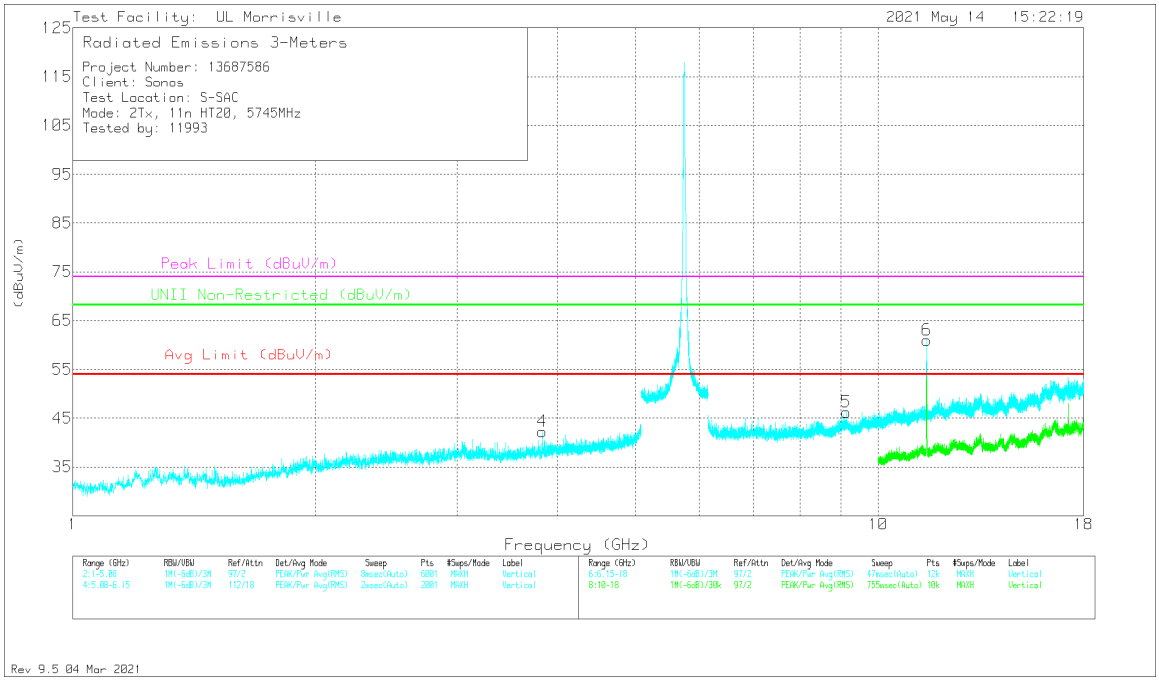


**VERTICAL**



UL LLC
12 Laboratory Dr., RTP, NC 27709; USA TEL: (919) 549-1400

*This report shall not be reproduced except in full, without the written approval of UL LLC.*

## RADIATED EMISSIONS

| Marker | Frequency (GHz) | Meter Reading (dBuV) | Det | AT0072 (dB/m) | Amp/Cbl/fltr/Pad (dB) | DC Corr (dB) | Corrected Reading (dBuV/m) | Avg Limit (dBuV/m) | Margin (dB) | Peak Limit (dBuV/m) | PK Margin (dB) | UNII Non-Restricted (dBuV/m) | PK Margin (dB) | Azimuth (Degs) | Height (cm) | Polarity |
|---|---|---|---|---|---|---|---|---|---|---|---|---|---|---|---|---|
| 1 | * ** 4.2436 | 39.16 | Pk | 33.7 | -32 | 0 | 40.86 | 54 | -13.14 | 74 | -33.14 | - | - | 0-360 | 101 | H |
| 4 | * ** 3.83016 | 41.81 | Pk | 33.3 | -32.8 | 0 | 42.31 | 54 | -11.69 | 74 | -31.69 | - | - | 0-360 | 101 | V |
| 2 | * ** 7.414 | 36.14 | Pk | 35.7 | -28.2 | 0 | 43.64 | 54 | -10.36 | 74 | -30.36 | - | - | 0-360 | 200 | H |
| 3 | * ** 11.49309 | 47.39 | PK-U | 38.1 | -24.7 | 0 | 60.79 | - | - | 74 | -13.21 | - | - | 325 | 193 | H |
| | * ** 11.49286 | 29.24 | ADV | 38.1 | -24.7 | 2.96 | 45.6 | 54 | -8.4 | - | - | - | - | 325 | 193 | H |
| 5 | * ** 9.13028 | 36.59 | Pk | 36.3 | -26.7 | 0 | 46.19 | 54 | -7.81 | 74 | -27.81 | - | - | 0-360 | 101 | V |
| 6 | * ** 11.49065 | 51.41 | PK-U | 38.1 | -24.7 | 0 | 64.81 | - | - | 74 | -9.19 | - | - | 326 | 117 | V |
| | * ** 11.49035 | 31.57 | ADV | 38.1 | -24.7 | 2.96 | 47.93 | 54 | -6.07 | - | - | - | - | 326 | 117 | V |

* - indicates frequency in CFR47 Pt 15 / IC RSS-Restricted Band
** - indicates frequency in Taiwan NCC LP0002 Restricted Band
Pk - Peak detector
PK-U - Maximum Peak
ADV - Linear Voltage Average


UL LLC
12 Laboratory Dr., RTP, NC 27709; USA TEL: (919) 549-1400
*This report shall not be reproduced except in full, without the written approval of UL LLC.*

# MID CHANNEL RESULTS

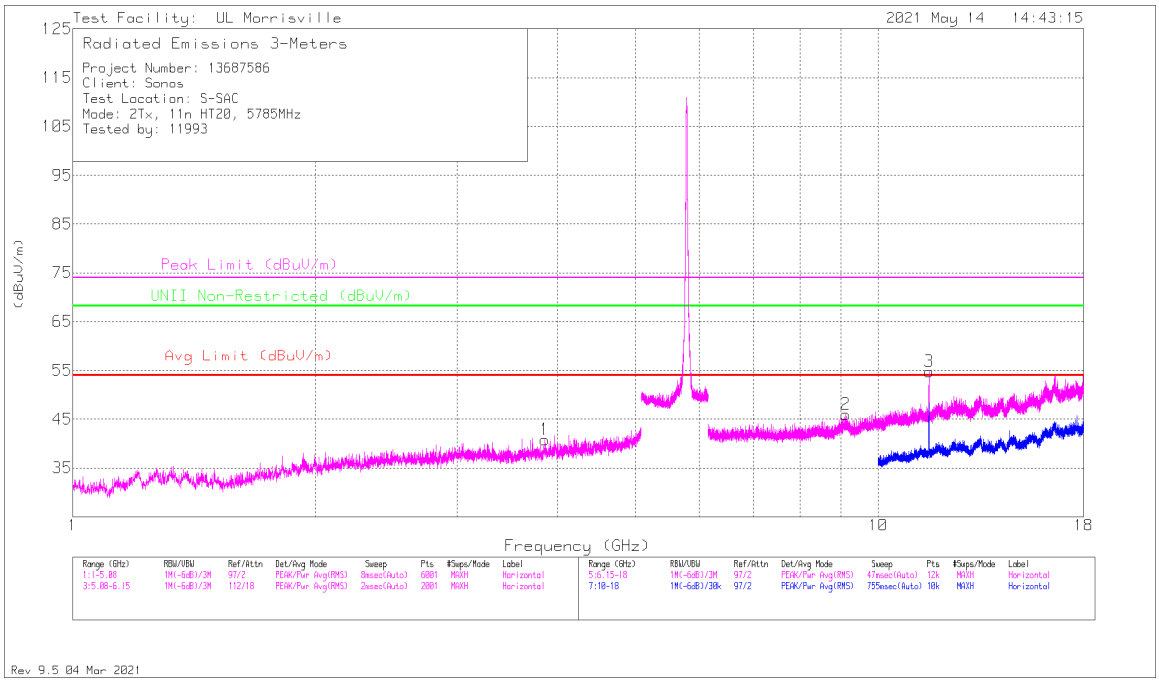


**HORIZONTAL**

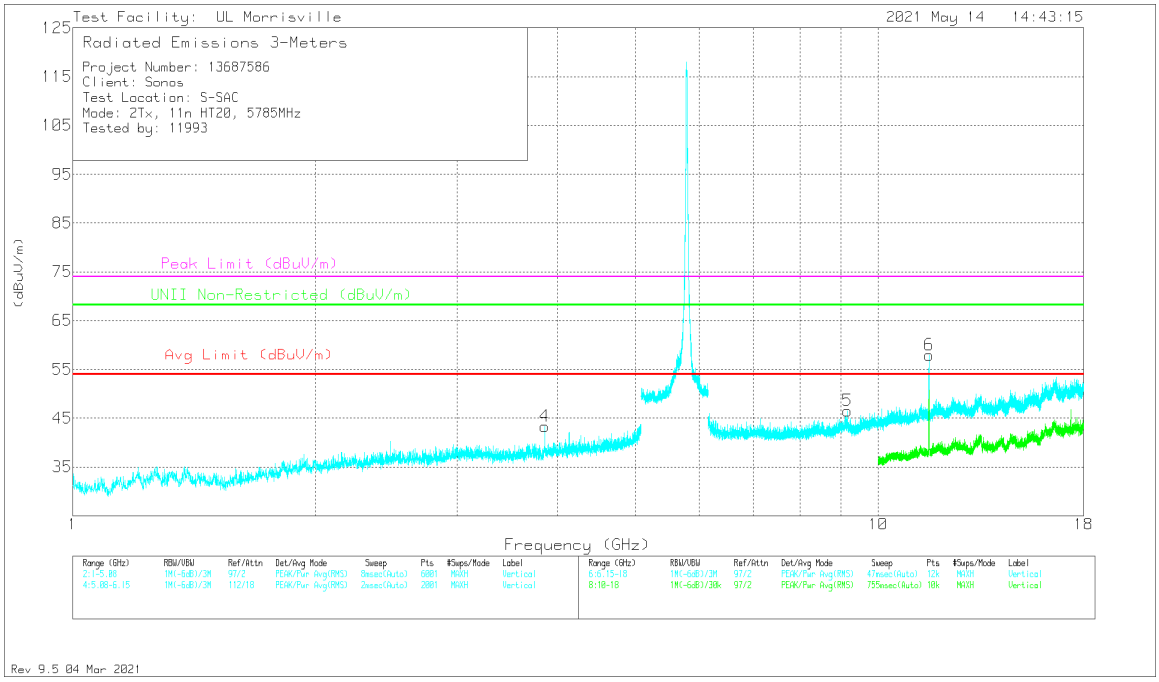


**VERTICAL**



UL LLC
12 Laboratory Dr., RTP, NC 27709; USA
TEL: (919) 549-1400

*This report shall not be reproduced except in full, without the written approval of UL LLC.*

## RADIATED EMISSIONS

| Marker | Frequency (GHz) | Meter Reading (dBuV) | Det | AT0072 (dB/m) | Amp/Cbl/fltr/Pad (dB) | DC Corr (dB) | Corrected Reading (dBuV/m) | Avg Limit (dBuV/m) | Margin (dB) | Peak Limit (dBuV/m) | PK Margin (dB) | UNII Non-Restricted (dBuV/m) | PK Margin (dB) | Azimuth (Degs) | Height (cm) | Polarity |
|---|---|---|---|---|---|---|---|---|---|---|---|---|---|---|---|---|
| 1 | * ** 3.85668 | 40.04 | Pk | 33.4 | -32.6 | 0 | 40.84 | 54 | -13.16 | 74 | -33.16 | - | - | 0-360 | 101 | H |
| 4 | * ** 3.85668 | 42.56 | Pk | 33.4 | -32.6 | 0 | 43.36 | 54 | -10.64 | 74 | -30.64 | - | - | 0-360 | 101 | V |
| 2 | * ** 9.11744 | 36.4 | Pk | 36.3 | -26.7 | 0 | 46 | 54 | -8 | 74 | -28 | - | - | 0-360 | 101 | H |
| 3 | * ** 11.57059 | 45.3 | PK-U | 38.2 | -24.8 | 0 | 58.7 | - | - | 74 | -15.3 | - | - | 327 | 195 | H |
| | * ** 11.57004 | 27.07 | ADV | 38.2 | -24.8 | 2.96 | 43.43 | 54 | -10.57 | - | - | - | - | 327 | 195 | H |
| 5 | * ** 9.16681 | 37.1 | Pk | 36.3 | -26.9 | 0 | 46.5 | 54 | -7.5 | 74 | -27.5 | - | - | 0-360 | 101 | V |
| 6 | * ** 11.57066 | 48.95 | PK-U | 38.2 | -24.8 | 0 | 62.35 | - | - | 74 | -11.65 | - | - | 50 | 103 | V |
| | * ** 11.5707 | 29.66 | ADV | 38.2 | -24.8 | 2.96 | 46.02 | 54 | -7.98 | - | - | - | - | 50 | 103 | V |

* - indicates frequency in CFR47 Pt 15 / IC RSS-Restricted Band
** - indicates frequency in Taiwan NCC LP0002 Restricted Band
Pk - Peak detector
PK-U -Maximum Peak
ADV -Linear Voltage Average


UL LLC
12 Laboratory Dr., RTP, NC 27709; USA TEL: (919) 549-1400
*This report shall not be reproduced except in full, without the written approval of UL LLC.*

# HIGH CHANNEL RESULTS

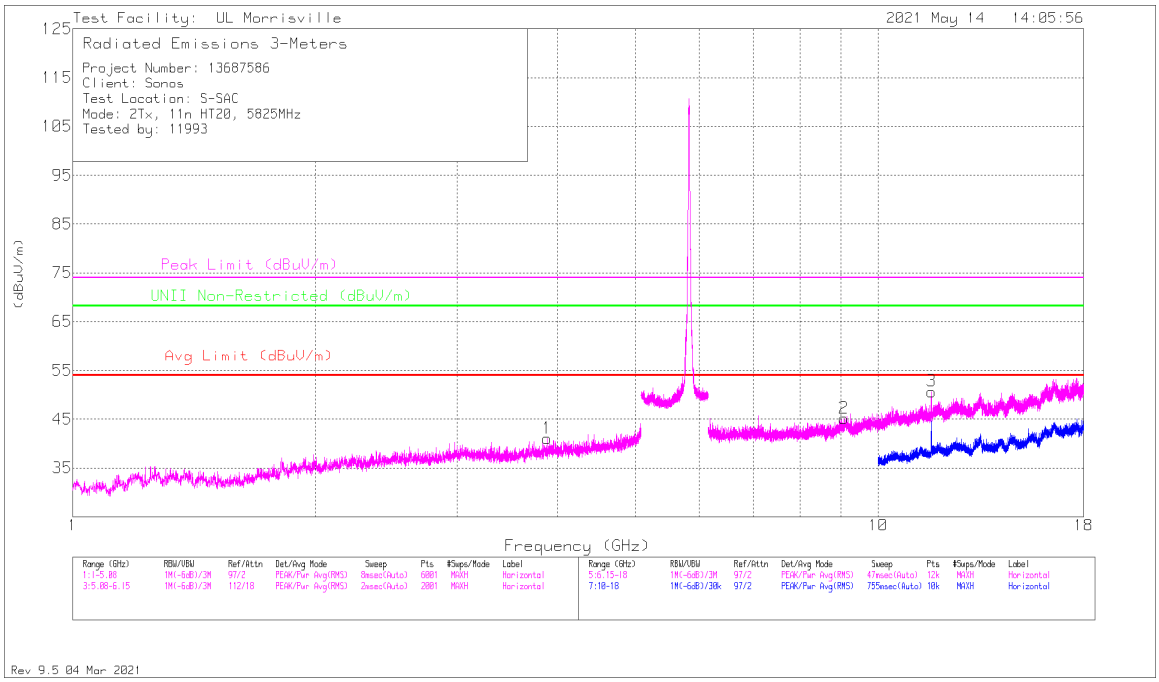


**HORIZONTAL**

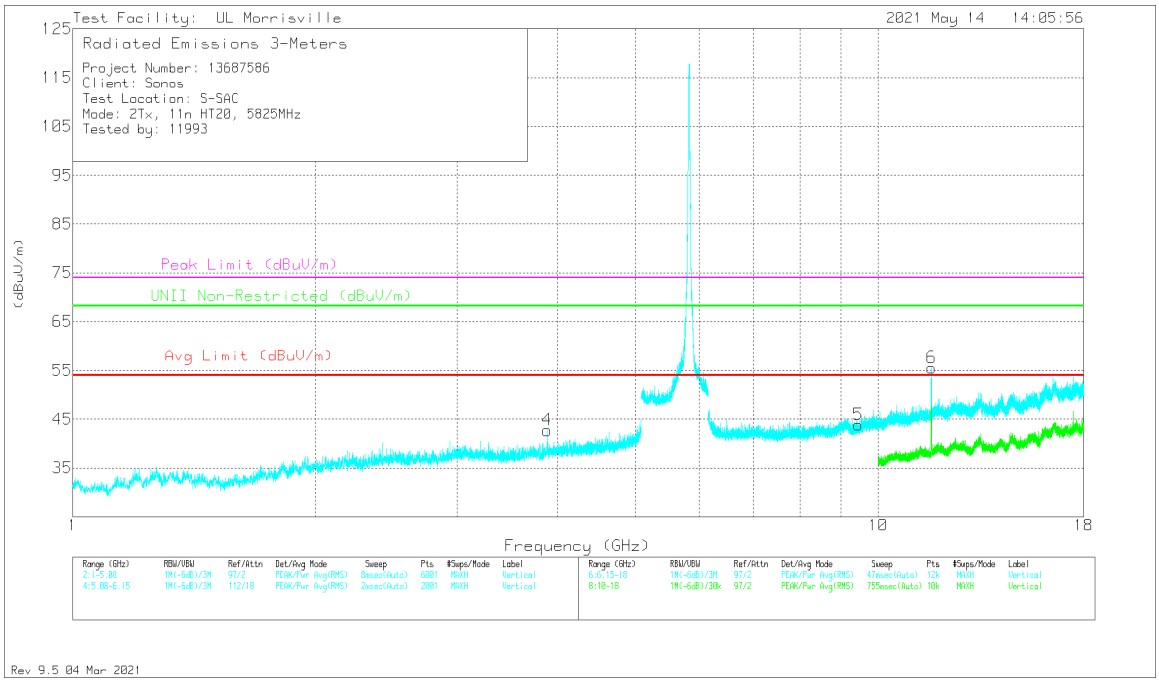


**VERTICAL**



UL LLC
12 Laboratory Dr., RTP, NC 27709; USA
TEL: (919) 549-1400

*This report shall not be reproduced except in full, without the written approval of UL LLC.*

## RADIATED EMISSIONS

| Marker | Frequency (GHz) | Meter Reading (dBuV) | Det | AT0072 (dB/m) | Amp/Cbl/fltr/Pad (dB) | DC Corr (dB) | Corrected Reading (dBuV/m) | Avg Limit (dBuV/m) | Margin (dB) | Peak Limit (dBuV/m) | PK Margin (dB) | UNII Non-Restricted (dBuV/m) | PK Margin (dB) | Azimuth (Degs) | Height (cm) | Polarity |
|---|---|---|---|---|---|---|---|---|---|---|---|---|---|---|---|---|
| 1 | * ** 3.88388 | 40.06 | Pk | 33.5 | -32.5 | 0 | 41.06 | 54 | -12.94 | 74 | -32.94 | - | - | 0-360 | 101 | H |
| 4 | * ** 3.88354 | 41.72 | Pk | 33.5 | -32.5 | 0 | 42.72 | 54 | -11.28 | 74 | -31.28 | - | - | 0-360 | 101 | V |
| 2 | * ** 9.07596 | 35.89 | Pk | 36.3 | -27 | 0 | 45.19 | 54 | -8.81 | 74 | -28.81 | - | - | 0-360 | 200 | H |
| 3 | * ** 11.64848 | 41.14 | PK-U | 38.2 | -24.8 | 0 | 54.54 | - | - | 74 | -19.46 | - | - | 74 | 107 | H |
| | * ** 11.64834 | 24.74 | ADV | 38.2 | -24.8 | 2.96 | 41.1 | 54 | -12.9 | - | - | - | - | 74 | 107 | H |
| 5 | * ** 9.45319 | 34.17 | Pk | 36.6 | -26.9 | 0 | 43.87 | 54 | -10.13 | 74 | -30.13 | - | - | 0-360 | 200 | V |
| 6 | * ** 11.65185 | 44.74 | PK-U | 38.2 | -24.7 | 0 | 58.24 | - | - | 74 | -15.76 | - | - | 215 | 108 | V |
| | * ** 11.65189 | 27.32 | ADV | 38.2 | -24.7 | 2.96 | 43.78 | 54 | -10.22 | - | - | - | - | 215 | 108 | V |

* - indicates frequency in CFR47 Pt 15 / IC RSS-Restricted Band
** - indicates frequency in Taiwan NCC LP0002 Restricted Band
Pk - Peak detector
PK-U - Maximum Peak
ADV - Linear Voltage Average


UL LLC
12 Laboratory Dr., RTP, NC 27709; USA TEL: (919) 549-1400
*This report shall not be reproduced except in full, without the written approval of UL LLC.*