12. SETUP PHOTOS

ANTENNA PORT AND AC LINE CONDUCTED SETUP



RF ANTENNA PORT CONDUCTED



AC LINE CONDUCTED (FRONT)

AC LINE CONDUCTED (BACK)

UL VERIFICATION SERVICES
47173 Benicia Street, Fremont, CA 94538; USA TEL:(510) 319-4000 FAX:(510) 661-0888

This report shall not be reproduced except in full, without the written approval of UL VERIFICATION SERVICES

RADIATED RF MEASUREMENT SETUP



BELOW CHANNEL 30MHz (FRONT)



BELOW CHANNEL 30MHz (BACK)



BELOW CHANNEL 1GHz (FRONT)



BELOW CHANNEL 1GHz (BACK)



ABOVE 1GHz (FRONT)



ABOVE 1GHz (BACK)

END OF TEST REPORT

UL VERIFICATION SERVICES
47173 Benicia Street, Fremont, CA 94538; USA TEL:(510) 319-4000 FAX:(510) 661-0888

This report shall not be reproduced except in full, without the written approval of UL VERIFICATION SERVICES