DIGITAL EMC CO., LTD

DUT: Dipole 835 MHz; Type: D835V2; Serial: D835V2 - SN:464

Communication System: CW; Frequency: 835 MHz;Duty Cycle: 1:1
Medium parameters used: f = 835 MHz; σ = 0.874 mho/m; ε_r = 40.3; ρ = 1000 kg/m^3
Phantom section: Flat Section

DASY4 Configuration:
Probe: ET3DV6 - SN1703; ConvF(6.51, 6.51, 6.51); Calibrated: 2005-03-24; Electronics: DAE3 Sn520
Phantom: SAM with 835MHz; Type: SAM; Serial: TP-1223
Measurement SW: DASY4, V4.5 Build 19; Postprocessing SW: SEMCAD, V1.8 Build 145

Test Date: 2006-02-21; Ambient Temp: 20.5; Tissue Temp: 20.0

Dipole Validation

Area Scan (51x101x1): Measurement grid: dx=15mm, dy=15mm
Zoom Scan (7x7x7)/Cube 0: Measurement grid: dx=5mm, dy=5mm, dz=5mm
Power Drift = -0.018 dB
Peak SAR (extrapolated) = 3.32 W/kg
SAR(1 g) = 2.32 mW/g; SAR(10 g) = 1.54 mW/g

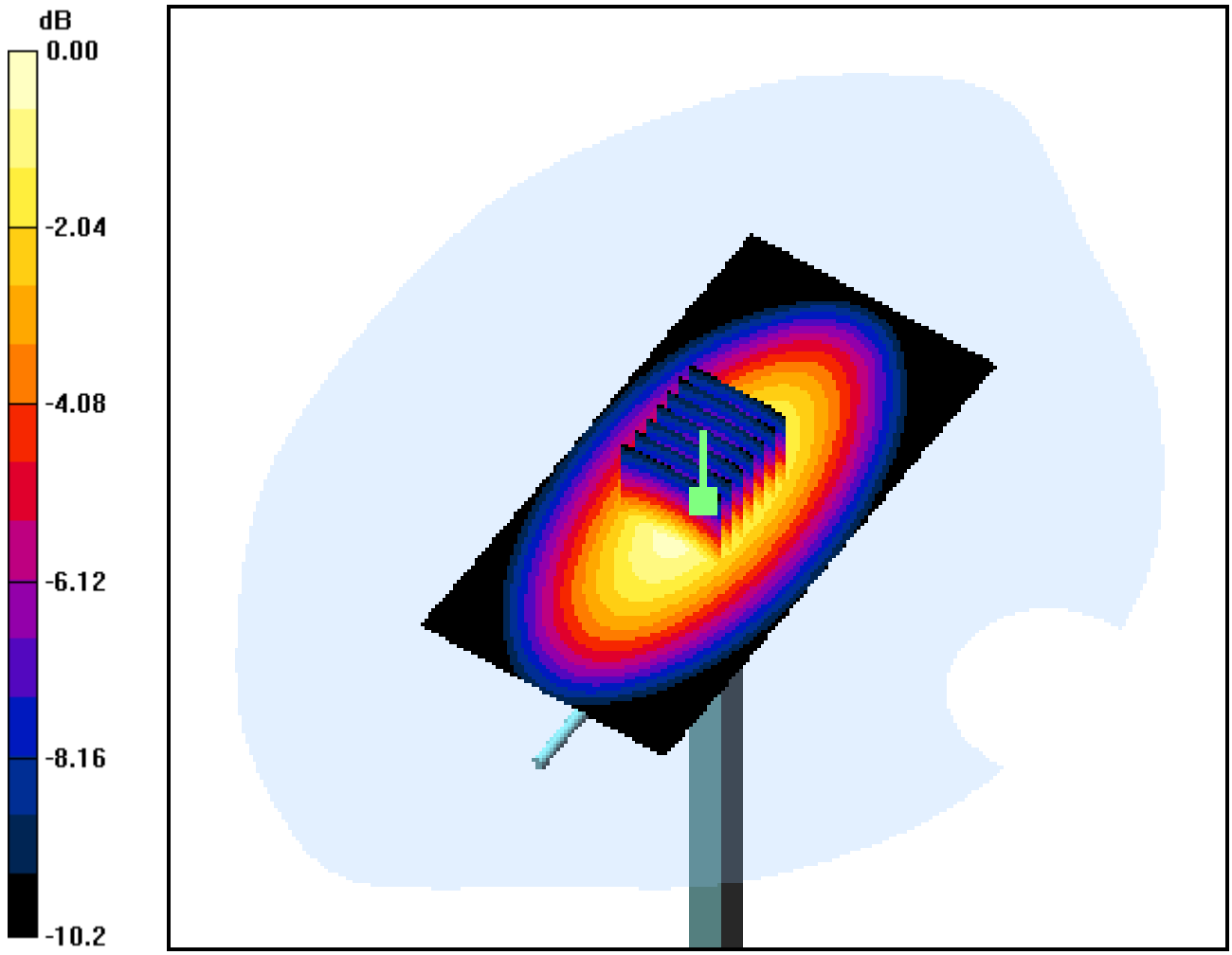

0 dB = 2.51mW/g

DIGITAL EMC CO., LTD

DUT: Dipole 1900 MHz; Type: D1900V2; Serial: D1900V2 - SN:5d029

Communication System: CW; Frequency: 1900 MHz;Duty Cycle: 1:1
Medium parameters used: f = 1900 MHz; σ = 1.45 mho/m; ε_r = 38.7; ρ = 1000 kg/m^3
Phantom section: Flat Section

DASY4 Configuration:
Probe: ET3DV6 - SN1703; ConvF(5.27, 5.27, 5.27); Calibrated: 2005-03-24; Electronics: DAE3 Sn520
Phantom: SAM 1800/1900 MHz; Type: SAM; Serial: TP-1224
Measurement SW: DASY4, V4.5 Build 19; Postprocessing SW: SEMCAD, V1.8 Build 145

Test Date: 2006-02-19; Ambient Temp: 22.0; Tissue Temp: 21.0

Dipole Validation

Area Scan (51x71x1): Measurement grid: dx=15mm, dy=15mm
Zoom Scan (7x7x7)/Cube 0: Measurement grid: dx=5mm, dy=5mm, dz=5mm
Power Drift = -0.030 dB
Peak SAR (extrapolated) = 21.0 W/kg
SAR(1 g) = 10.7 mW/g; SAR(10 g) = 5.23 mW/g

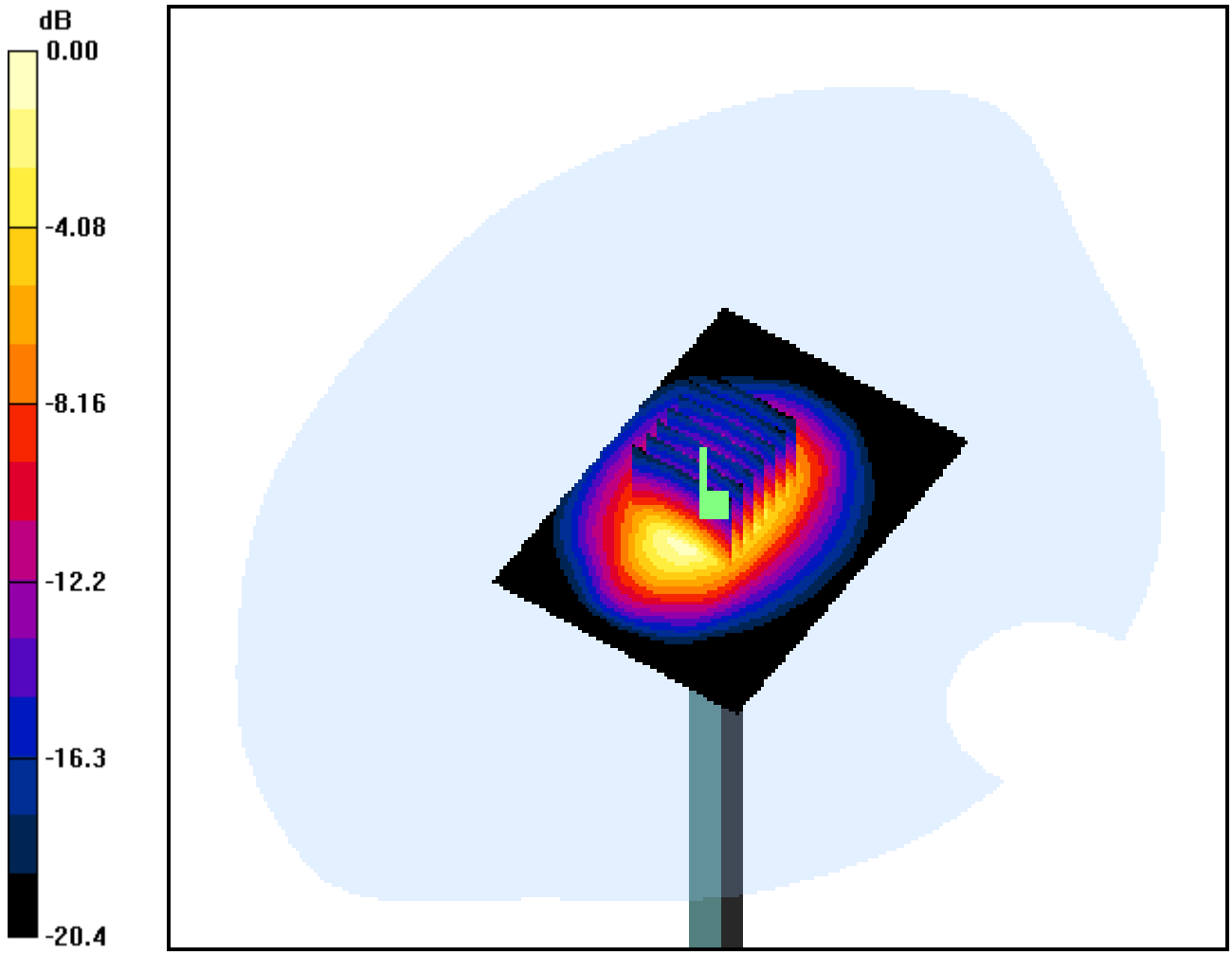

0 dB = 12.2mW/g

DIGITAL EMC CO., LTD

DUT: VK3100; Type: Folder Type

Communication System: GSM 850; Frequency: 824.2 MHz;Duty Cycle: 1:8.3
Medium parameters used: f = 824.2 MHz; σ = 0.864 mho/m; ε_r = 40.5; ρ = 1000 kg/m^3
Phantom section: Right Section

DASY4 Configuration:
Probe: ET3DV6 - SN1703; ConvF(6.51, 6.51, 6.51); Calibrated: 2005-03-24; Electronics: DAE3 Sn520
Phantom: SAM with 835MHz; Type: SAM; Serial: TP-1223
Measurement SW: DASY4, V4.5 Build 19; Postprocessing SW: SEMCAD, V1.8 Build 145

Date: 2006-02-21; Ambient Temp: 20.5; Tissue Temp:20.0

Right Touch GSM Ch.128, Ant Intenna, Standard Battery

Area Scan (61x101x1): Measurement grid: dx=15mm, dy=15mm
Zoom Scan (5x5x7)/Cube 0: Measurement grid: dx=8mm, dy=8mm, dz=5mm
Power Drift = -0.076 dB
Peak SAR (extrapolated) = 1.43 W/kg
SAR(1 g) = 0.946 mW/g; SAR(10 g) = 0.615 mW/g

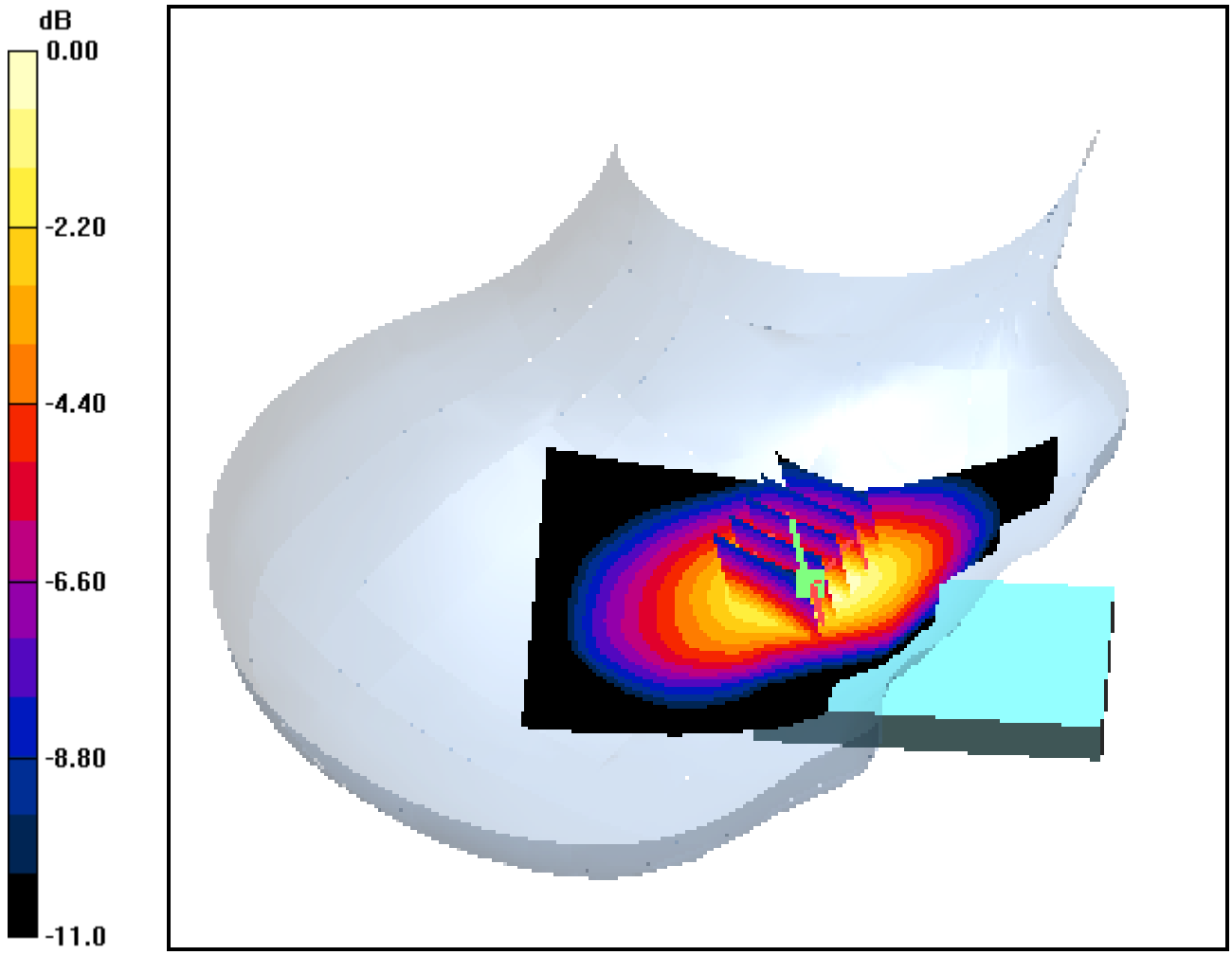

0 dB = 1.01mW/g

DIGITAL EMC CO., LTD

DUT: VK3100; Type: Folder Type

Communication System: GSM 850; Frequency: 836.6 MHz;Duty Cycle: 1:8.3
Medium parameters used: f = 836.6 MHz; σ = 0.876 mho/m; ε_r = 40.3; ρ = 1000 kg/m^3
Phantom section: Right Section

DASY4 Configuration:
Probe: ET3DV6 - SN1703; ConvF(6.51, 6.51, 6.51); Calibrated: 2005-03-24; Electronics: DAE3 Sn520
Phantom: SAM with 835MHz; Type: SAM; Serial: TP-1223
Measurement SW: DASY4, V4.5 Build 19; Postprocessing SW: SEMCAD, V1.8 Build 145

Date: 2006-02-21; Ambient Temp: 20.5; Tissue Temp:20.0

Right Touch GSM Ch.190, Ant Intenna, Standard Battery

Area Scan (61x101x1): Measurement grid: dx=15mm, dy=15mm
Zoom Scan (5x5x7)/Cube 0: Measurement grid: dx=8mm, dy=8mm, dz=5mm
Power Drift = -0.097 dB
Peak SAR (extrapolated) = 1.72 W/kg
SAR(1 g) = 1.12 mW/g; SAR(10 g) = 0.723 mW/g

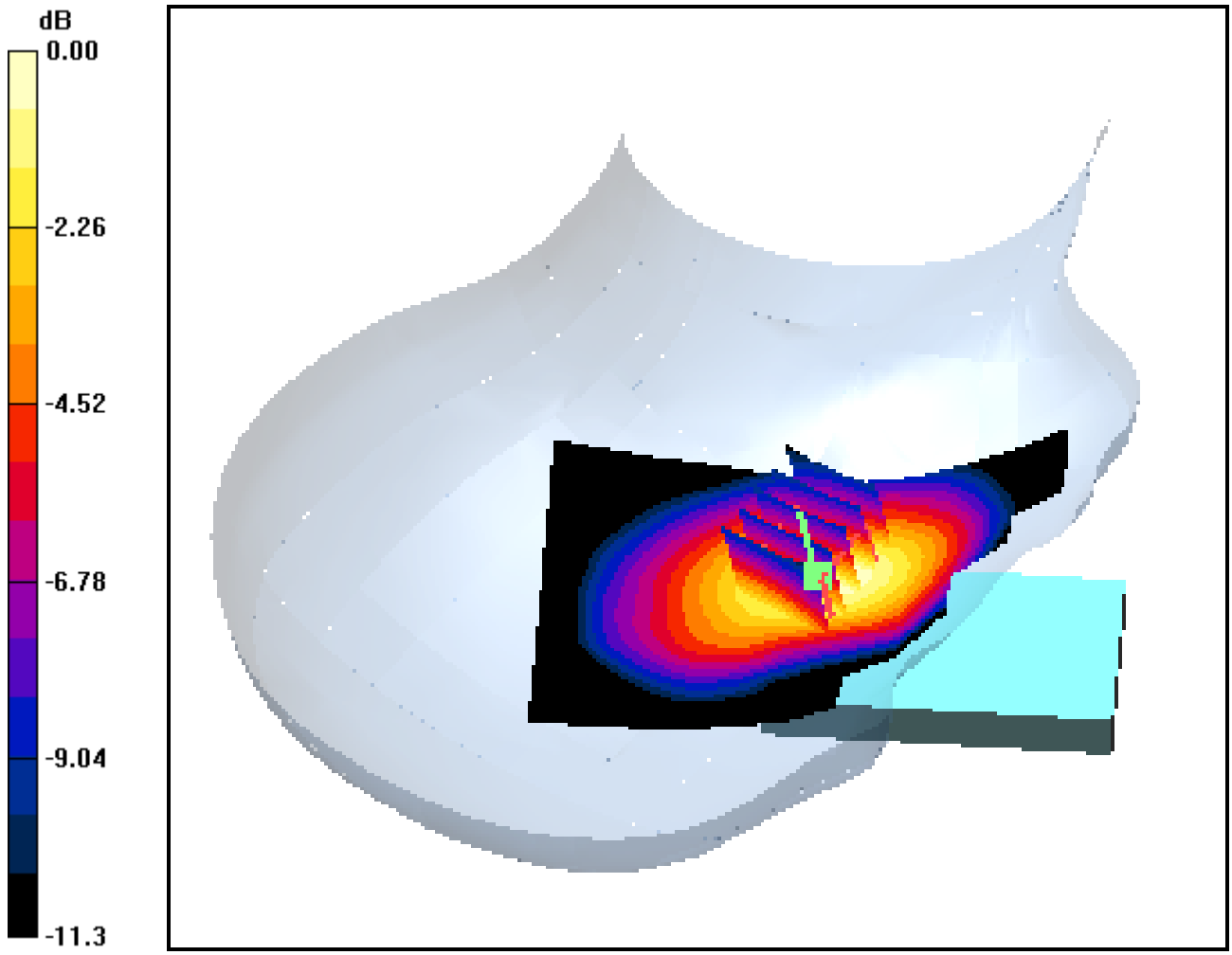

0 dB = 1.20mW/g

DIGITAL EMC CO., LTD

DUT: VK3100; Type: Folder Type

Communication System: GSM 850; Frequency: 848.8 MHz;Duty Cycle: 1:8.3
Medium parameters used: f = 848.8 MHz; σ = 0.887 mho/m; ε_r = 40.2; ρ = 1000 kg/m^3
Phantom section: Right Section

DASY4 Configuration:
Probe: ET3DV6 - SN1703; ConvF(6.51, 6.51, 6.51); Calibrated: 2005-03-24; Electronics: DAE3 Sn520
Phantom: SAM with 835MHz; Type: SAM; Serial: TP-1223
Measurement SW: DASY4, V4.5 Build 19; Postprocessing SW: SEMCAD, V1.8 Build 145

Date: 2006-02-21; Ambient Temp: 20.5; Tissue Temp:20.0

Right Touch GSM Ch.251, Ant Intenna, Standard Battery

Area Scan (61x101x1): Measurement grid: dx=15mm, dy=15mm
Zoom Scan (5x5x7)/Cube 0: Measurement grid: dx=8mm, dy=8mm, dz=5mm
Power Drift = -0.147 dB
Peak SAR (extrapolated) = 2.01 W/kg
SAR(1 g) = 1.3 mW/g; SAR(10 g) = 0.837 mW/g

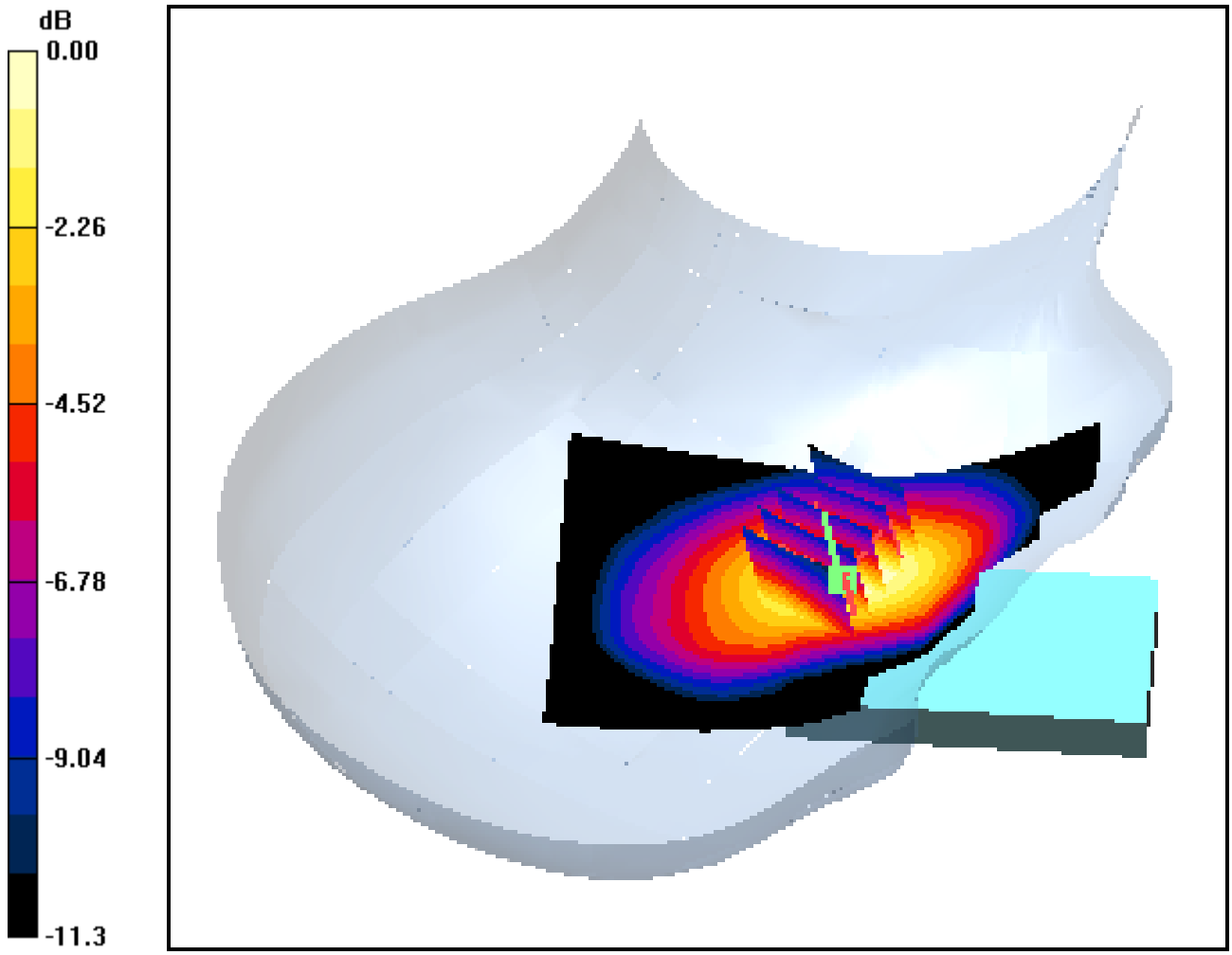

0 dB = 1.40mW/g

DIGITAL EMC CO., LTD

DUT: VK3100; Type: Folder Type

Communication System: GSM 850; Frequency: 824.2 MHz;Duty Cycle: 1:8.3
Medium parameters used: f = 824.2 MHz; σ = 0.864 mho/m; ε_r = 40.5; ρ = 1000 kg/m^3
Phantom section: Right Section

DASY4 Configuration:
Probe: ET3DV6 - SN1703; ConvF(6.51, 6.51, 6.51); Calibrated: 2005-03-24; Electronics: DAE3 Sn520
Phantom: SAM with 835MHz; Type: SAM; Serial: TP-1223
Measurement SW: DASY4, V4.5 Build 19; Postprocessing SW: SEMCAD, V1.8 Build 145

Date: 2006-02-21; Ambient Temp: 20.5; Tissue Temp:20.0

Right Tilt GSM Ch.128, Ant Intenna, Standard Battery

Area Scan (61x101x1): Measurement grid: dx=15mm, dy=15mm
Zoom Scan (5x5x7)/Cube 0: Measurement grid: dx=8mm, dy=8mm, dz=5mm
Power Drift = -0.058 dB
Peak SAR (extrapolated) = 0.439 W/kg
SAR(1 g) = 0.342 mW/g; SAR(10 g) = 0.251 mW/g

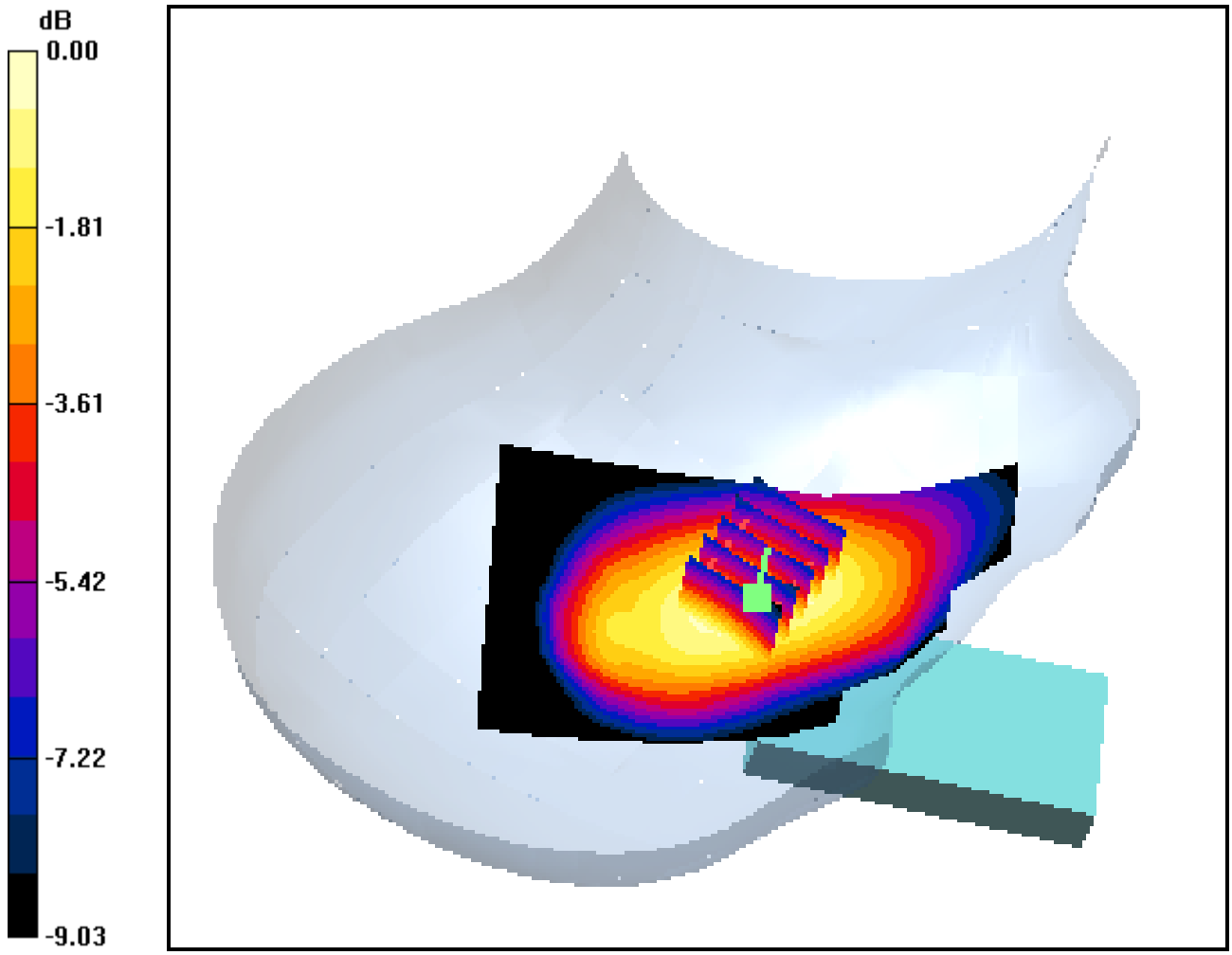

0 dB = 0.360mW/g

DIGITAL EMC CO., LTD

DUT: VK3100; Type: Folder Type

Communication System: GSM 850; Frequency: 836.6 MHz;Duty Cycle: 1:8.3
Medium parameters used: f = 836.6 MHz; σ = 0.876 mho/m; ε_r = 40.3; ρ = 1000 kg/m^3
Phantom section: Right Section

DASY4 Configuration:
Probe: ET3DV6 - SN1703; ConvF(6.51, 6.51, 6.51); Calibrated: 2005-03-24; Electronics: DAE3 Sn520
Phantom: SAM with 835MHz; Type: SAM; Serial: TP-1223
Measurement SW: DASY4, V4.5 Build 19; Postprocessing SW: SEMCAD, V1.8 Build 145

Date: 2006-02-21; Ambient Temp: 20.5; Tissue Temp:20.0

Right Tilt GSM Ch.190, Ant Intenna, Standard Battery

Area Scan (61x101x1): Measurement grid: dx=15mm, dy=15mm
Zoom Scan (5x5x7)/Cube 0: Measurement grid: dx=8mm, dy=8mm, dz=5mm
Power Drift = 0.021 dB
Peak SAR (extrapolated) = 0.457 W/kg
SAR(1 g) = 0.351 mW/g; SAR(10 g) = 0.254 mW/g

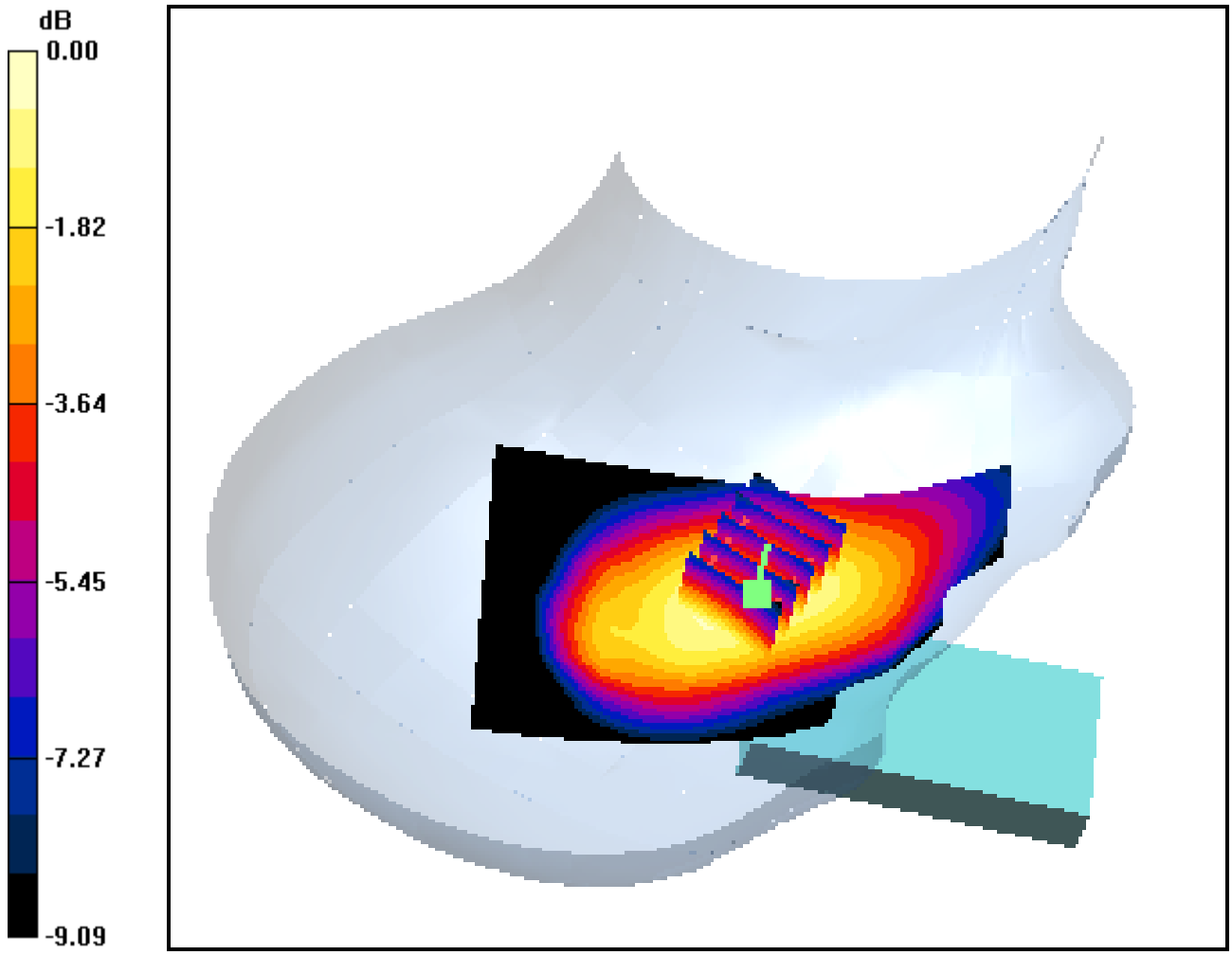

0 dB = 0.368mW/g

DIGITAL EMC CO., LTD

DUT: VK3100; Type: Folder Type

Communication System: GSM 850; Frequency: 848.8 MHz;Duty Cycle: 1:8.3
Medium parameters used: f = 848.8 MHz; σ = 0.887 mho/m; ε_r = 40.2; ρ = 1000 kg/m^3
Phantom section: Right Section

DASY4 Configuration:
Probe: ET3DV6 - SN1703; ConvF(6.51, 6.51, 6.51); Calibrated: 2005-03-24; Electronics: DAE3 Sn520
Phantom: SAM with 835MHz; Type: SAM; Serial: TP-1223
Measurement SW: DASY4, V4.5 Build 19; Postprocessing SW: SEMCAD, V1.8 Build 145

Date: 2006-02-21; Ambient Temp: 20.5; Tissue Temp:20.0

Right Tilt GSM Ch.251, Ant Intenna, Standard Battery

Area Scan (61x101x1): Measurement grid: dx=15mm, dy=15mm
Zoom Scan (5x5x7)/Cube 0: Measurement grid: dx=8mm, dy=8mm, dz=5mm
Power Drift = 0.191 dB
Peak SAR (extrapolated) = 0.487 W/kg
SAR(1 g) = 0.380 mW/g; SAR(10 g) = 0.276 mW/g

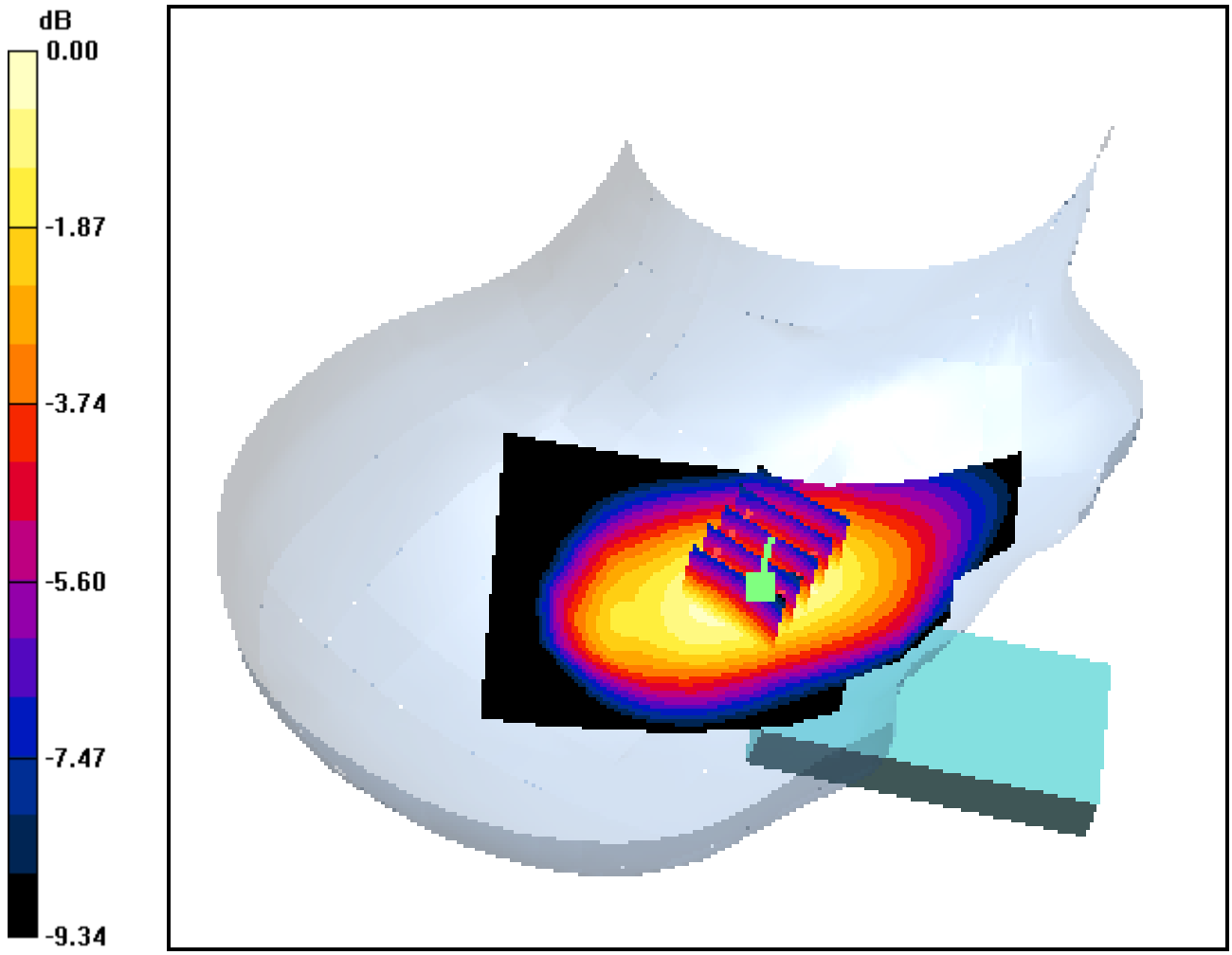

0 dB = 0.398mW/g

DIGITAL EMC CO., LTD

DUT: VK3100; Type: Folder Type

Communication System: GSM 850; Frequency: 824.2 MHz;Duty Cycle: 1:8.3
Medium parameters used: f = 824.2 MHz; σ = 0.864 mho/m; ε_r = 40.5; ρ = 1000 kg/m^3
Phantom section: Left Section

DASY4 Configuration:
Probe: ET3DV6 - SN1703; ConvF(6.51, 6.51, 6.51); Calibrated: 2005-03-24; Electronics: DAE3 Sn520
Phantom: SAM with 835MHz; Type: SAM; Serial: TP-1223
Measurement SW: DASY4, V4.5 Build 19; Postprocessing SW: SEMCAD, V1.8 Build 145

Date: 2006-02-21; Ambient Temp: 20.5; Tissue Temp:20.0

Left Touch GSM Ch.128, Ant Intenna, Standard Battery

Area Scan (61x101x1): Measurement grid: dx=15mm, dy=15mm
Zoom Scan (5x5x7)/Cube 0: Measurement grid: dx=8mm, dy=8mm, dz=5mm
Power Drift = -0.132 dB
Peak SAR (extrapolated) = 1.29 W/kg
SAR(1 g) = 0.915 mW/g; SAR(10 g) = 0.602 mW/g

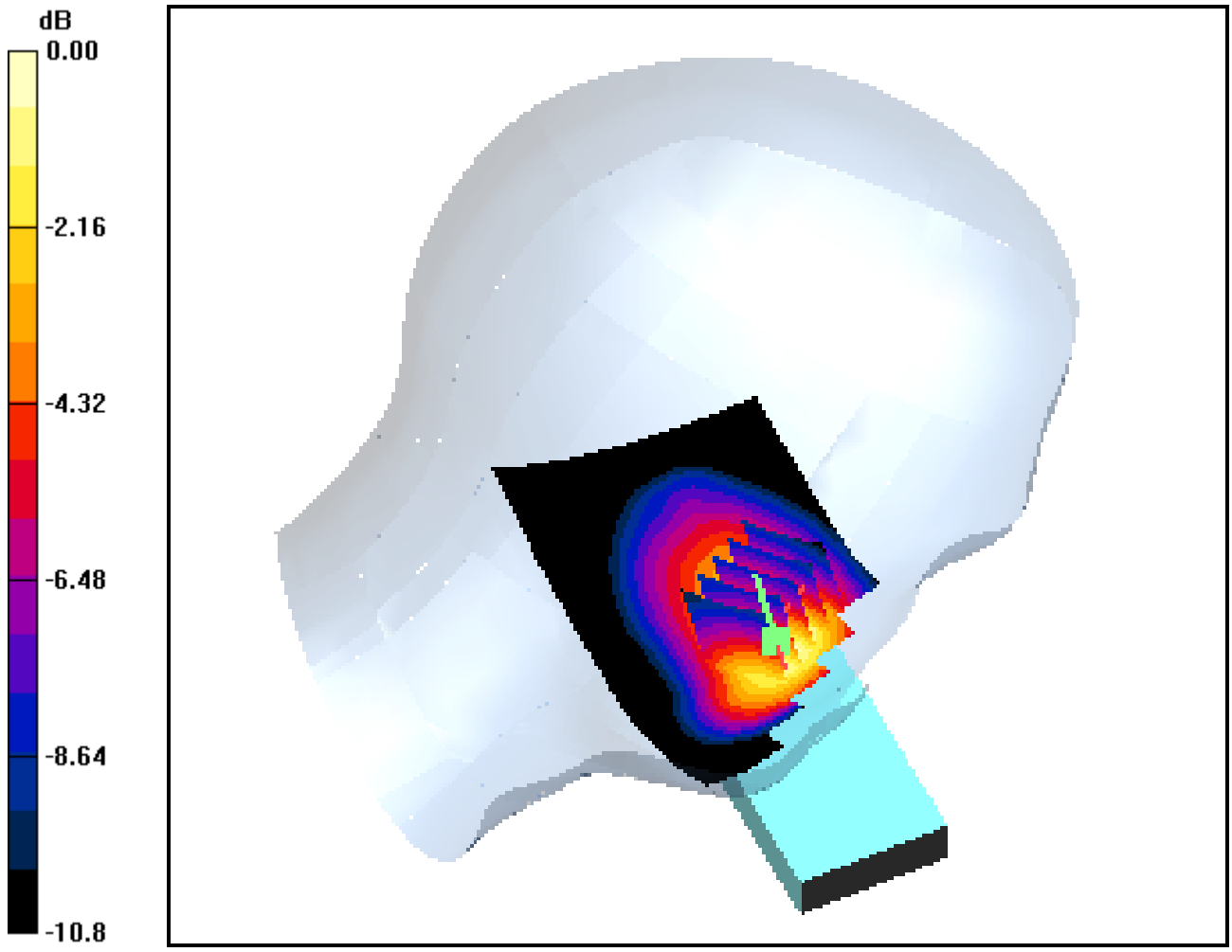

0 dB = 0.979mW/g

DIGITAL EMC CO., LTD

DUT: VK3100; Type: Folder Type

Communication System: GSM 850; Frequency: 836.6 MHz;Duty Cycle: 1:8.3
Medium parameters used: f = 836.6 MHz; σ = 0.876 mho/m; ε_r = 40.3; ρ = 1000 kg/m^3
Phantom section: Left Section

DASY4 Configuration:
Probe: ET3DV6 - SN1703; ConvF(6.51, 6.51, 6.51); Calibrated: 2005-03-24; Electronics: DAE3 Sn520
Phantom: SAM with 835MHz; Type: SAM; Serial: TP-1223
Measurement SW: DASY4, V4.5 Build 19; Postprocessing SW: SEMCAD, V1.8 Build 145

Date: 2006-02-21; Ambient Temp: 20.5; Tissue Temp:20.0

Left Touch GSM Ch.190, Ant Intenna, Standard Battery

Area Scan (61x101x1): Measurement grid: dx=15mm, dy=15mm
Zoom Scan (5x5x7)/Cube 0: Measurement grid: dx=8mm, dy=8mm, dz=5mm
Power Drift = -0.115 dB
Peak SAR (extrapolated) = 1.49 W/kg
SAR(1 g) = 1.04 mW/g; SAR(10 g) = 0.680 mW/g

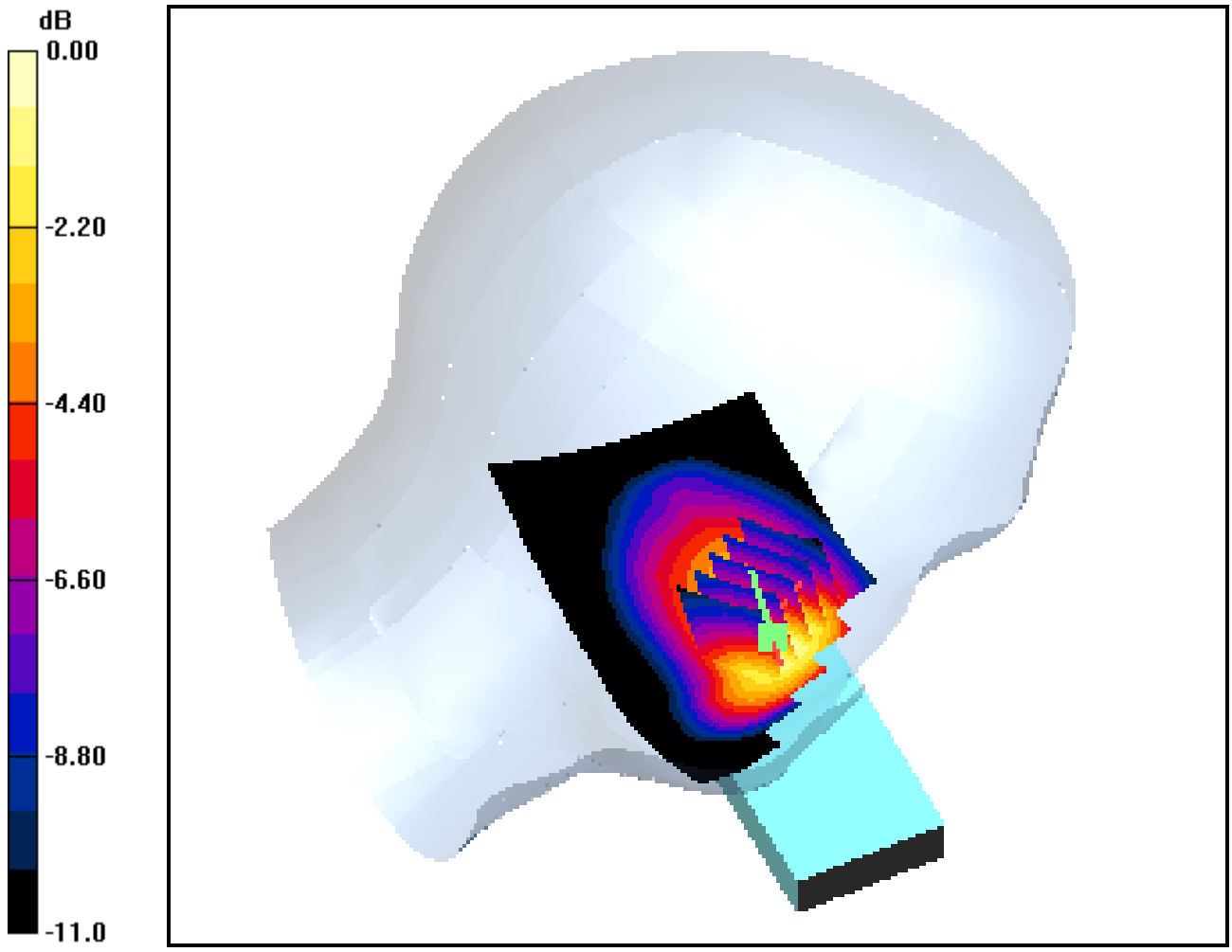

0 dB = 1.11mW/g

DIGITAL EMC CO., LTD

DUT: VK3100; Type: Folder Type

Communication System: GSM 850; Frequency: 848.8 MHz;Duty Cycle: 1:8.3
Medium parameters used: f = 848.8 MHz; σ = 0.887 mho/m; ε_r = 40.2; ρ = 1000 kg/m^3
Phantom section: Left Section

DASY4 Configuration:
Probe: ET3DV6 - SN1703; ConvF(6.51, 6.51, 6.51); Calibrated: 2005-03-24; Electronics: DAE3 Sn520
Phantom: SAM with 835MHz; Type: SAM; Serial: TP-1223
Measurement SW: DASY4, V4.5 Build 19; Postprocessing SW: SEMCAD, V1.8 Build 145

Date: 2006-02-21; Ambient Temp: 20.5; Tissue Temp:20.0

Left Touch GSM Ch.251, Ant Intenna, Standard Battery

Area Scan (61x101x1): Measurement grid: dx=15mm, dy=15mm
Zoom Scan (5x5x7)/Cube 0: Measurement grid: dx=8mm, dy=8mm, dz=5mm
Power Drift = -0.141 dB
Peak SAR (extrapolated) = 1.74 W/kg
SAR(1 g) = 1.2 mW/g; SAR(10 g) = 0.778 mW/g

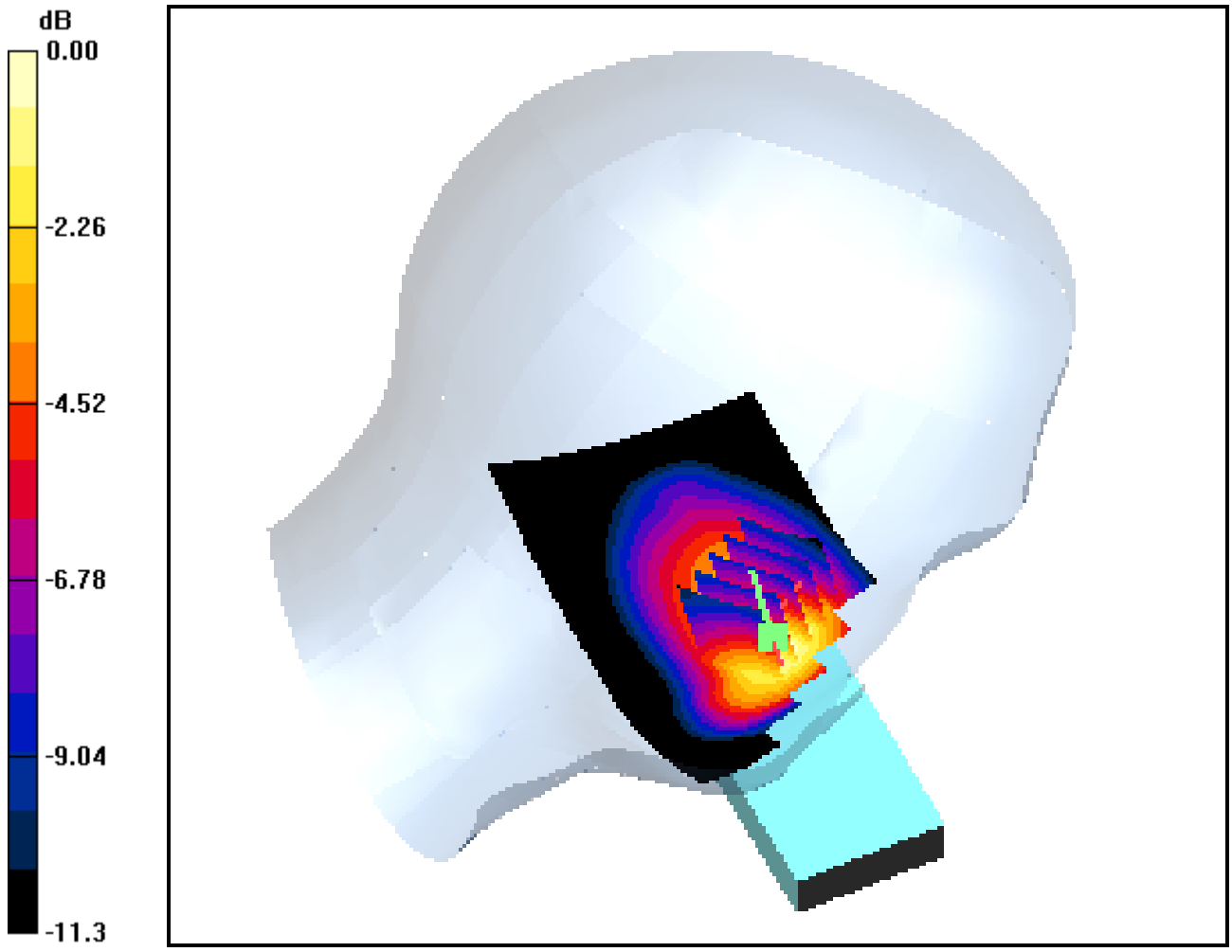

0 dB = 1.29mW/g

DIGITAL EMC CO., LTD

DUT: VK3100; Type: Folder Type

Communication System: GSM 850; Frequency: 824.2 MHz;Duty Cycle: 1:8.3
Medium parameters used: f = 824.2 MHz; σ = 0.864 mho/m; ε_r = 40.5; ρ = 1000 kg/m^3
Phantom section: Left Section

DASY4 Configuration:
Probe: ET3DV6 - SN1703; ConvF(6.51, 6.51, 6.51); Calibrated: 2005-03-24; Electronics: DAE3 Sn520
Phantom: SAM with 835MHz; Type: SAM; Serial: TP-1223
Measurement SW: DASY4, V4.5 Build 19; Postprocessing SW: SEMCAD, V1.8 Build 145

Date: 2006-02-21; Ambient Temp: 20.5; Tissue Temp:20.0

Left Tilt GSM Ch.128, Ant Intenna, Standard Battery

Area Scan (61x101x1): Measurement grid: dx=15mm, dy=15mm
Zoom Scan (5x5x7)/Cube 0: Measurement grid: dx=8mm, dy=8mm, dz=5mm
Power Drift = -0.070 dB
Peak SAR (extrapolated) = 0.385 W/kg
SAR(1 g) = 0.303 mW/g; SAR(10 g) = 0.228 mW/g

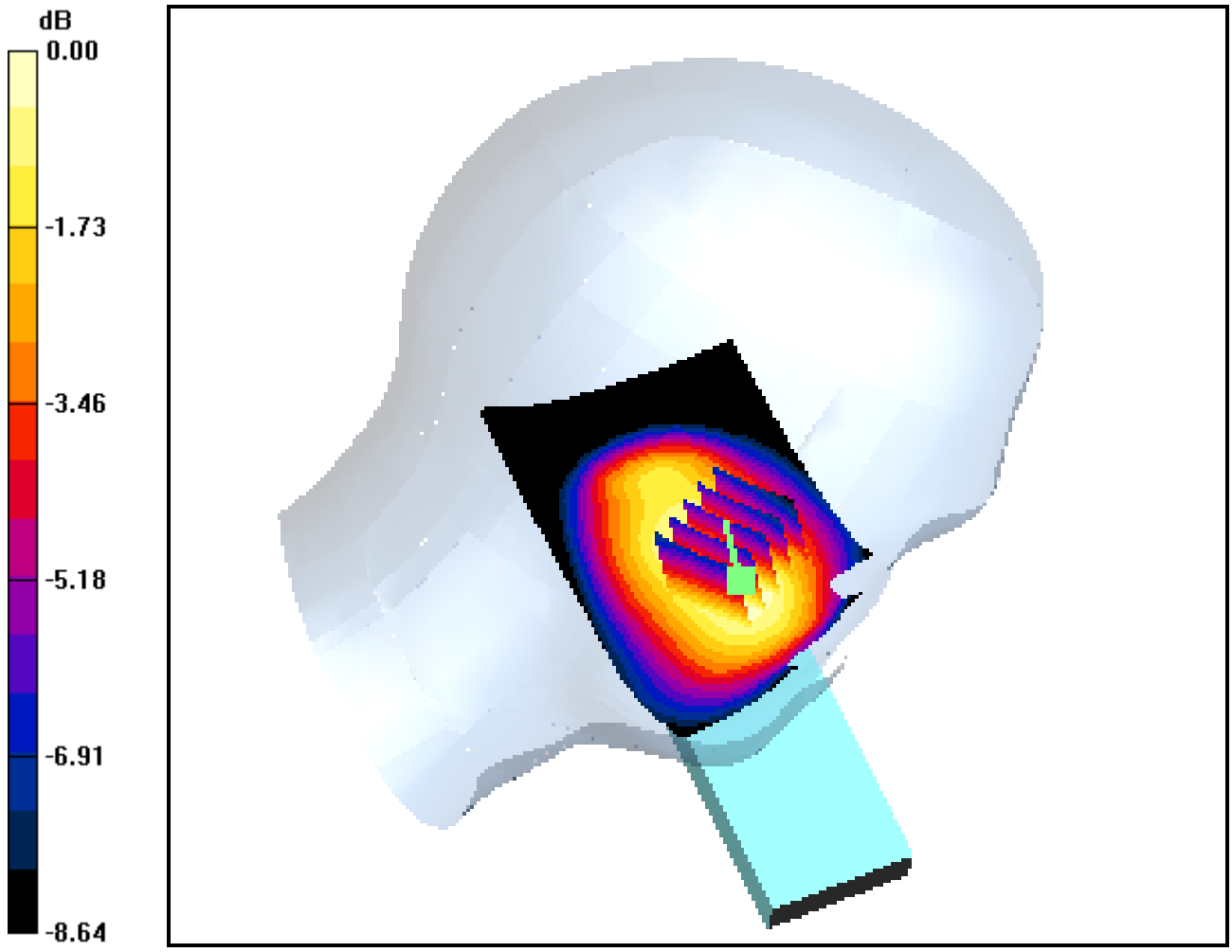

0 dB = 0.317mW/g

DIGITAL EMC CO., LTD

DUT: VK3100; Type: Folder Type

Communication System: GSM 850; Frequency: 836.6 MHz;Duty Cycle: 1:8.3
Medium parameters used: f = 836.6 MHz; σ = 0.876 mho/m; ε_r = 40.3; ρ = 1000 kg/m^3
Phantom section: Left Section

DASY4 Configuration:
Probe: ET3DV6 - SN1703; ConvF(6.51, 6.51, 6.51); Calibrated: 2005-03-24; Electronics: DAE3 Sn520
Phantom: SAM with 835MHz; Type: SAM; Serial: TP-1223
Measurement SW: DASY4, V4.5 Build 19; Postprocessing SW: SEMCAD, V1.8 Build 145

Date: 2006-02-21; Ambient Temp: 20.5; Tissue Temp:20.0

Left Tilt GSM Ch.190, Ant Intenna, Standard Battery

Area Scan (61x101x1): Measurement grid: dx=15mm, dy=15mm
Zoom Scan (5x5x7)/Cube 0: Measurement grid: dx=8mm, dy=8mm, dz=5mm
Power Drift = -0.01 dB
Peak SAR (extrapolated) = 0.412 W/kg
SAR(1 g) = 0.316 mW/g; SAR(10 g) = 0.236 mW/g

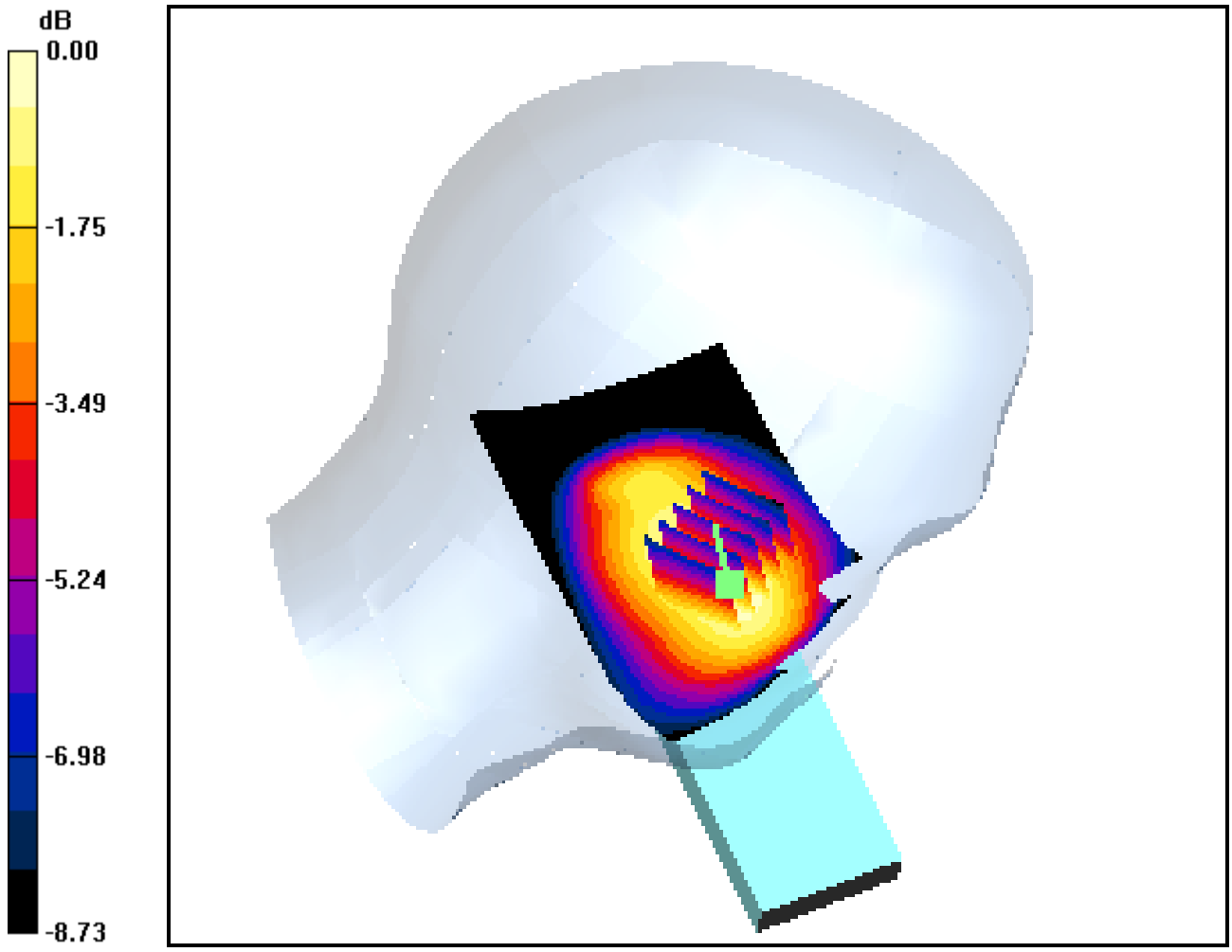

0 dB = 0.335mW/g

DIGITAL EMC CO., LTD

DUT: VK3100; Type: Folder Type

Communication System: GSM 850; Frequency: 848.8 MHz;Duty Cycle: 1:8.3
Medium parameters used: f = 848.8 MHz; σ = 0.887 mho/m; ε_r = 40.2; ρ = 1000 kg/m^3
Phantom section: Left Section

DASY4 Configuration:
Probe: ET3DV6 - SN1703; ConvF(6.51, 6.51, 6.51); Calibrated: 2005-03-24; Electronics: DAE3 Sn520
Phantom: SAM with 835MHz; Type: SAM; Serial: TP-1223
Measurement SW: DASY4, V4.5 Build 19; Postprocessing SW: SEMCAD, V1.8 Build 145

Date: 2006-02-21; Ambient Temp: 20.5; Tissue Temp:20.0

Left Tilt GSM Ch.251, Ant Intenna, Standard Battery

Area Scan (61x101x1): Measurement grid: dx=15mm, dy=15mm
Zoom Scan (5x5x7)/Cube 0: Measurement grid: dx=8mm, dy=8mm, dz=5mm
Power Drift = -0.068 dB
Peak SAR (extrapolated) = 0.429 W/kg
SAR(1 g) = 0.335 mW/g; SAR(10 g) = 0.249 mW/g

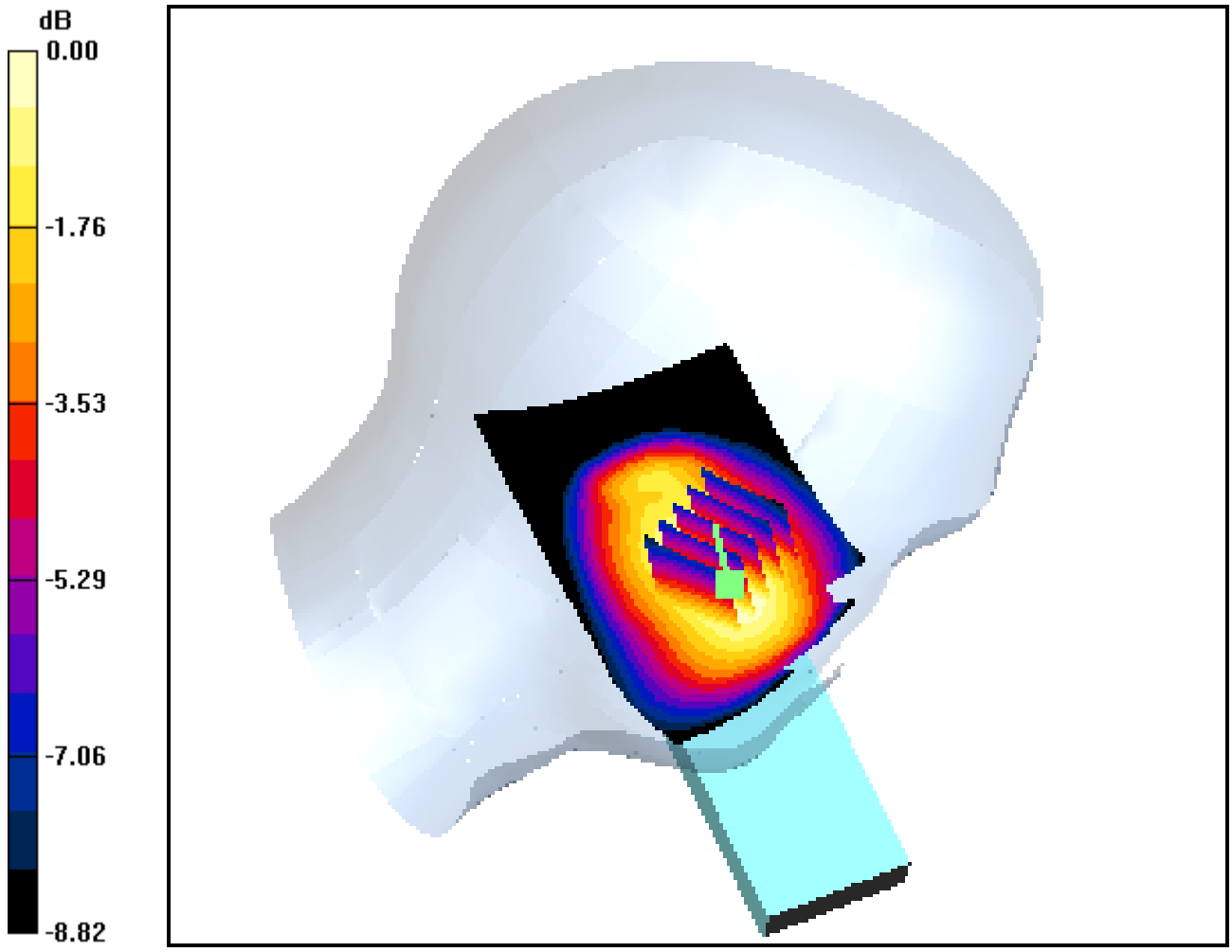

0 dB = 0.353mW/g

DIGITAL EMC CO., LTD

DUT: VK3100; Type: Folder Type

Communication System: GSM 850; Frequency: 848.8 MHz;Duty Cycle: 1:8.3
Medium parameters used: f = 848.8 MHz; σ = 0.887 mho/m; ε_r = 40.2; ρ = 1000 kg/m^3
Phantom section: Right Section

DASY4 Configuration:
Probe: ET3DV6 - SN1703; ConvF(6.51, 6.51, 6.51); Calibrated: 2005-03-24; Electronics: DAE3 Sn520
Phantom: SAM with 835MHz; Type: SAM; Serial: TP-1223
Measurement SW: DASY4, V4.5 Build 19; Postprocessing SW: SEMCAD, V1.8 Build 145

Date: 2006-02-21; Ambient Temp: 20.5; Tissue Temp:20.0

Right Touch GSM Ch.251, Ant Intenna, Standard Battery With BT ON

Area Scan (61x101x1): Measurement grid: dx=15mm, dy=15mm
Zoom Scan (5x5x7)/Cube 0: Measurement grid: dx=8mm, dy=8mm, dz=5mm
Power Drift = -0.072 dB
Peak SAR (extrapolated) = 1.93 W/kg
SAR(1 g) = 1.27 mW/g; SAR(10 g) = 0.822 mW/g

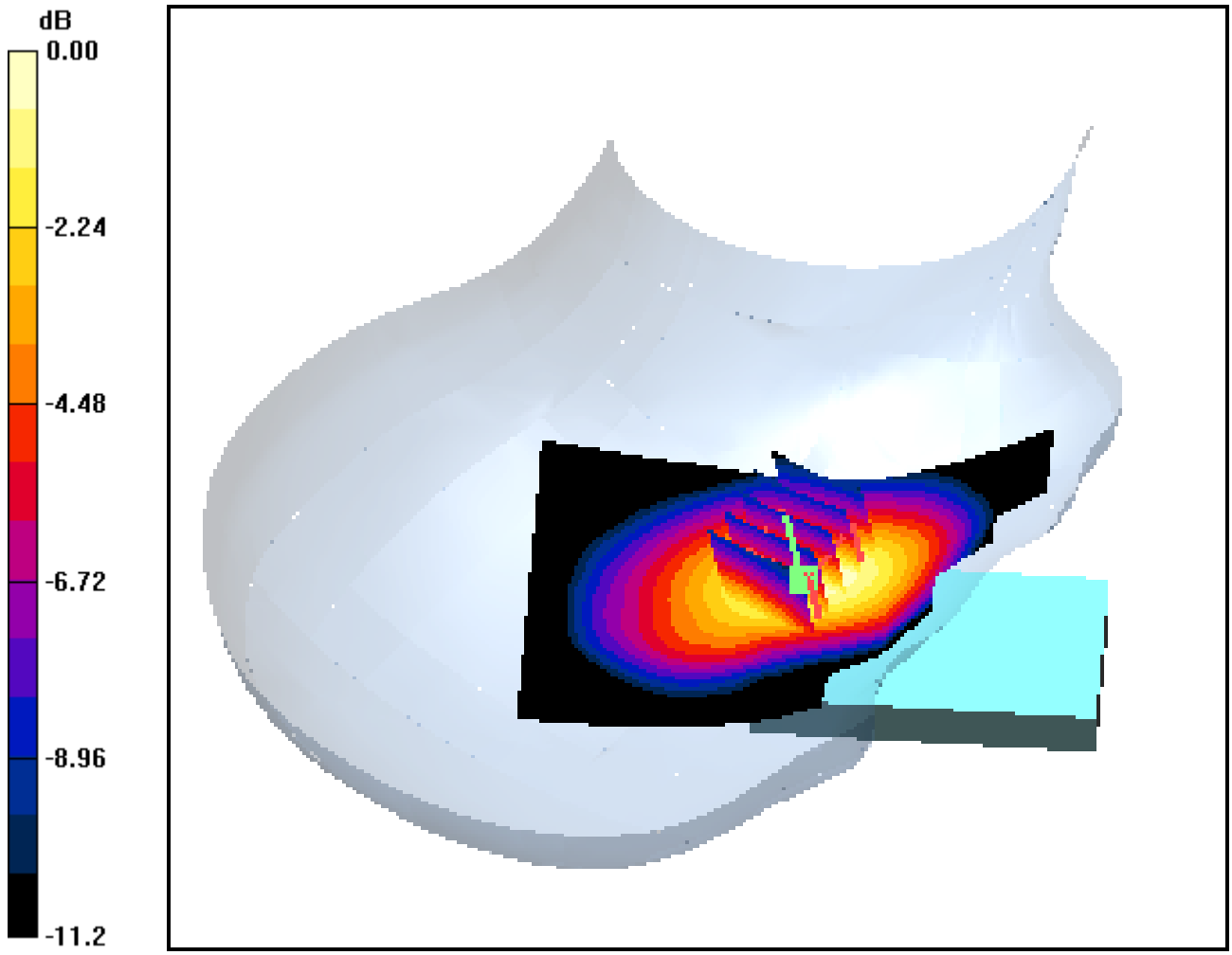

0 dB = 1.35mW/g

DIGITAL EMC CO., LTD

DUT: VK3100; Type: Folder Type

Communication System: GSM 850; Frequency: 848.8 MHz;Duty Cycle: 1:8.3
Medium parameters used: f = 848.8 MHz; σ = 0.887 mho/m; ε_r = 40.2; ρ = 1000 kg/m^3
Phantom section: Right Section

DASY4 Configuration:
Probe: ET3DV6 - SN1703; ConvF(6.51, 6.51, 6.51); Calibrated: 2005-03-24; Electronics: DAE3 Sn520
Phantom: SAM with 835MHz; Type: SAM; Serial: TP-1223
Measurement SW: DASY4, V4.5 Build 19; Postprocessing SW: SEMCAD, V1.8 Build 145

Date: 2006-02-21; Ambient Temp: 20.5; Tissue Temp:20.0

Right Tilt GSM Ch.251, Ant Intenna, Standard Battery With BT ON

Area Scan (61x101x1): Measurement grid: dx=15mm, dy=15mm
Zoom Scan (5x5x7)/Cube 0: Measurement grid: dx=8mm, dy=8mm, dz=5mm
Power Drift = -0.053 dB
Peak SAR (extrapolated) = 0.489 W/kg
SAR(1 g) = 0.374 mW/g; SAR(10 g) = 0.270 mW/g

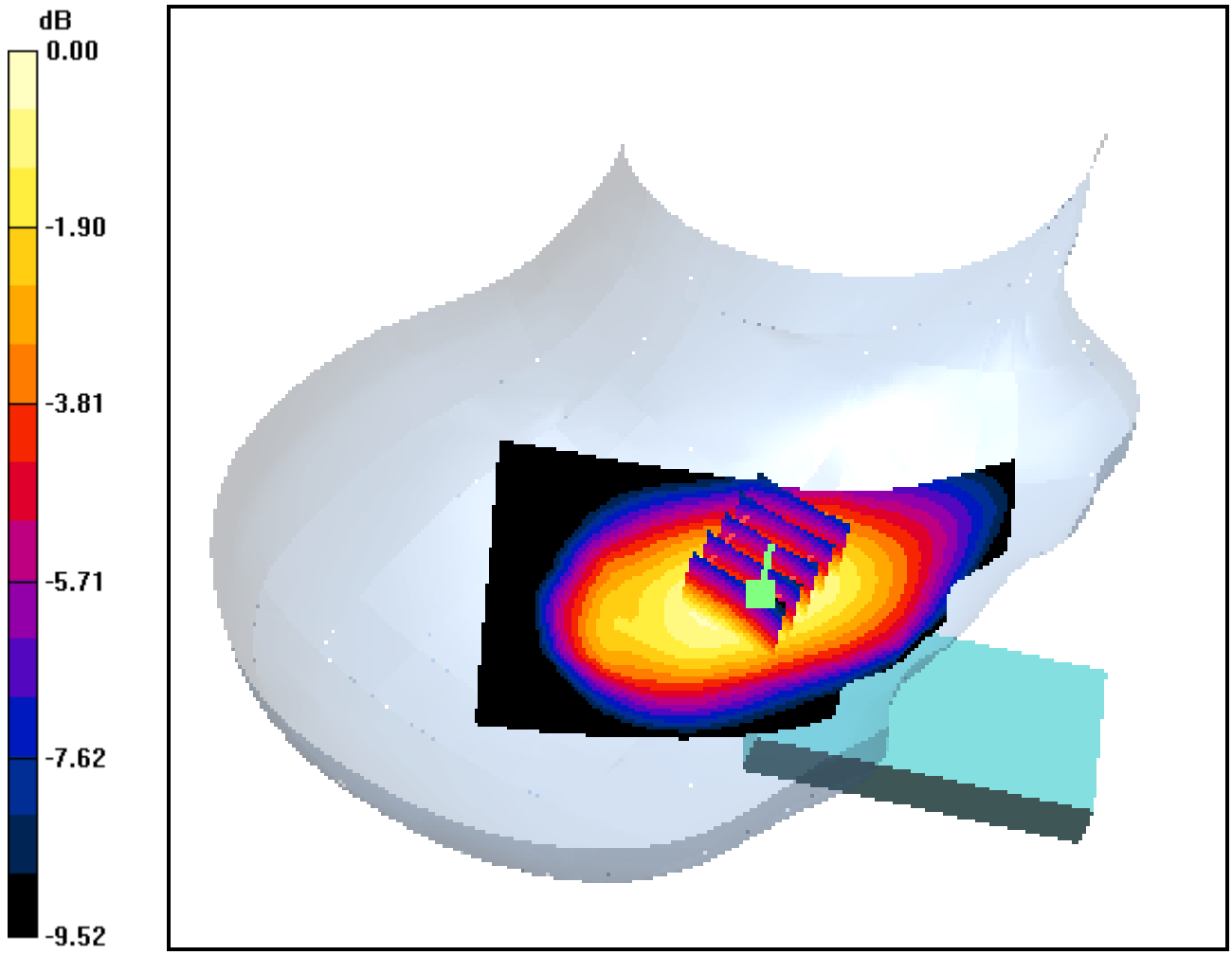

0 dB = 0.395mW/g

DIGITAL EMC CO., LTD

DUT: VK3100; Type: Folder Type

Communication System: GSM 850; Frequency: 848.8 MHz;Duty Cycle: 1:8.3
Medium parameters used: f = 848.8 MHz; σ = 0.887 mho/m; ε_r = 40.2; ρ = 1000 kg/m^3
Phantom section: Left Section

DASY4 Configuration:
Probe: ET3DV6 - SN1703; ConvF(6.51, 6.51, 6.51); Calibrated: 2005-03-24; Electronics: DAE3 Sn520
Phantom: SAM with 835MHz; Type: SAM; Serial: TP-1223
Measurement SW: DASY4, V4.5 Build 19; Postprocessing SW: SEMCAD, V1.8 Build 145

Date: 2006-02-21; Ambient Temp: 20.5; Tissue Temp:20.0

Left Touch GSM Ch.251, Ant Intenna, Standard Battery With BT ON

Area Scan (61x101x1): Measurement grid: dx=15mm, dy=15mm
Zoom Scan (5x5x7)/Cube 0: Measurement grid: dx=8mm, dy=8mm, dz=5mm
Power Drift = 0.00 dB
Peak SAR (extrapolated) = 1.77 W/kg
SAR(1 g) = 1.24 mW/g; SAR(10 g) = 0.812 mW/g



0 dB = 1.28mW/g

DIGITAL EMC CO., LTD

DUT: VK3100; Type: Folder Type

Communication System: GSM 850; Frequency: 848.8 MHz;Duty Cycle: 1:8.3
Medium parameters used: f = 848.8 MHz; σ = 0.887 mho/m; ε_r = 40.2; ρ = 1000 kg/m^3
Phantom section: Left Section

DASY4 Configuration:
Probe: ET3DV6 - SN1703; ConvF(6.51, 6.51, 6.51); Calibrated: 2005-03-24; Electronics: DAE3 Sn520
Phantom: SAM with 835MHz; Type: SAM; Serial: TP-1223
Measurement SW: DASY4, V4.5 Build 19; Postprocessing SW: SEMCAD, V1.8 Build 145

Date: 2006-02-21; Ambient Temp: 20.5; Tissue Temp:20.0

Left Tilt GSM Ch.251, Ant Intenna, Standard Battery With BT ON

Area Scan (61x101x1): Measurement grid: dx=15mm, dy=15mm
Zoom Scan (5x5x7)/Cube 0: Measurement grid: dx=8mm, dy=8mm, dz=5mm
Power Drift = -0.050 dB
Peak SAR (extrapolated) = 0.497 W/kg
SAR(1 g) = 0.350 mW/g; SAR(10 g) = 0.251 mW/g

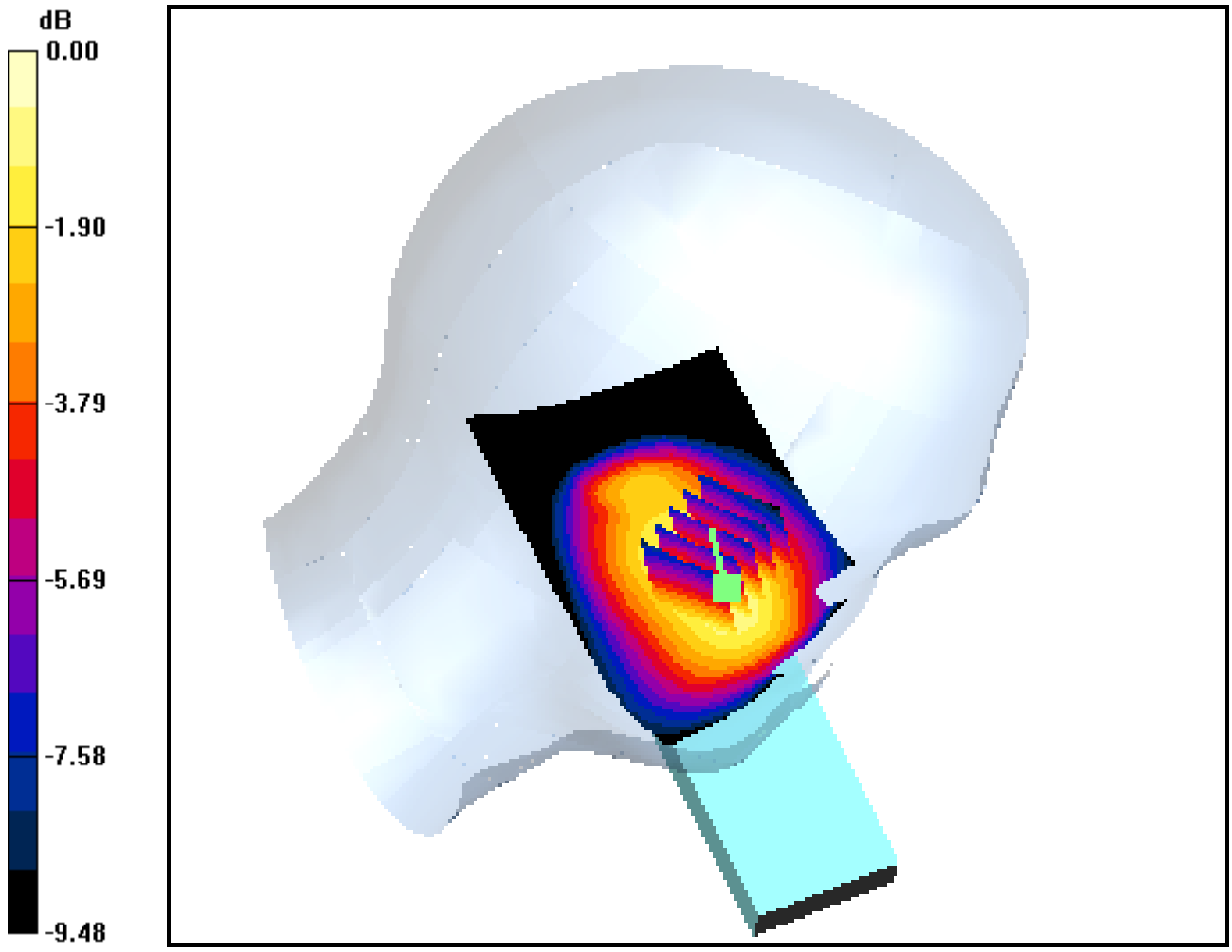

0 dB = 0.391mW/g

DIGITAL EMC CO., LTD

DUT: VK3100; Type: Folder Type

Communication System: GSM 850; Frequency: 824.2 MHz;Duty Cycle: 1:8.3
Medium parameters used: f = 824.2 MHz; σ = 0.986 mho/m; ε_r = 53.5; ρ = 1000 kg/m^3
Phantom section: Flat Section

DASY4 Configuration:
Probe: ET3DV6 - SN1703; ConvF(6.39, 6.39, 6.39); Calibrated: 2005-03-24; Electronics: DAE3 Sn520
Phantom: SAM with 835MHz; Type: SAM; Serial: TP-1223
Measurement SW: DASY4, V4.5 Build 19; Postprocessing SW: SEMCAD, V1.8 Build 145

Test Date: 2006-02-21; Ambient Temp: 20.5; Tissue Temp: 20.0

1.5cm from Body, GSM Ch.128, Ant Intenna, Standard Battery

Area Scan (51x81x1): Measurement grid: dx=15mm, dy=15mm
Zoom Scan (5x5x7)/Cube 0: Measurement grid: dx=8mm, dy=8mm, dz=5mm
Power Drift = -0.092 dB
Peak SAR (extrapolated) = 0.430 W/kg
SAR(1 g) = 0.352 mW/g; SAR(10 g) = 0.257 mW/g

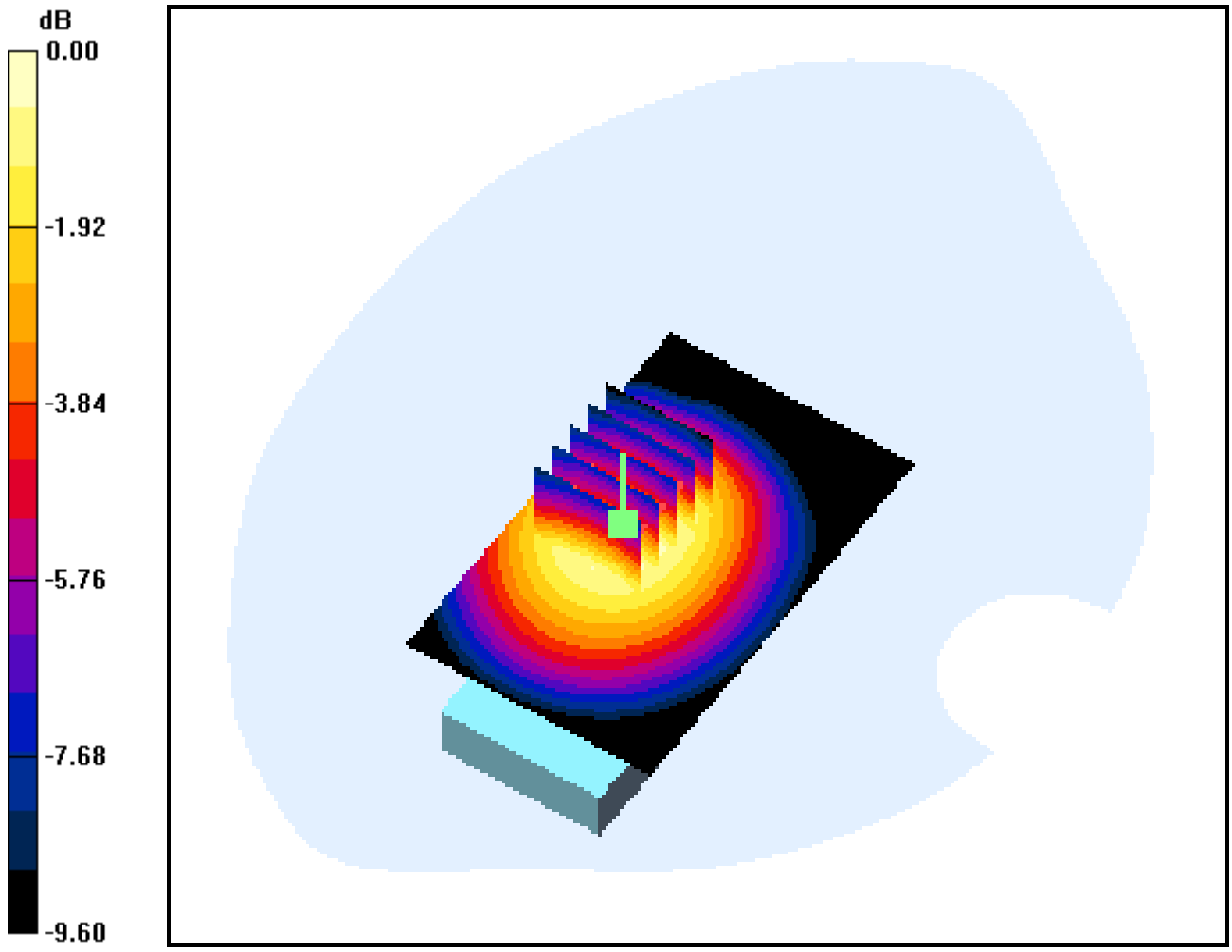

0 dB = 0.373mW/g

DIGITAL EMC CO., LTD

DUT: VK3100; Type: Folder Type

Communication System: GSM 850; Frequency: 836.6 MHz;Duty Cycle: 1:8.3
Medium parameters used: f = 836.6 MHz; σ = 0.998 mho/m; ε_r = 53.4; ρ = 1000 kg/m^3
Phantom section: Flat Section

DASY4 Configuration:
Probe: ET3DV6 - SN1703; ConvF(6.39, 6.39, 6.39); Calibrated: 2005-03-24; Electronics: DAE3 Sn520
Phantom: SAM with 835MHz; Type: SAM; Serial: TP-1223
Measurement SW: DASY4, V4.5 Build 19; Postprocessing SW: SEMCAD, V1.8 Build 145

Test Date: 2006-02-21; Ambient Temp: 20.5; Tissue Temp: 20.0

1.5cm from Body, GSM Ch.190, Ant Intenna, Standard Battery

Area Scan (51x81x1): Measurement grid: dx=15mm, dy=15mm
Zoom Scan (5x5x7)/Cube 0: Measurement grid: dx=8mm, dy=8mm, dz=5mm
Power Drift = -0.038 dB
Peak SAR (extrapolated) = 0.799 W/kg
SAR(1 g) = 0.599 mW/g; SAR(10 g) = 0.423 mW/g



0 dB = 0.635mW/g

DIGITAL EMC CO., LTD

DUT: VK3100; Type: Folder Type

Communication System: GSM 850; Frequency: 848.8 MHz;Duty Cycle: 1:8.3
Medium parameters used: f = 848.8 MHz; σ = 1.01 mho/m; ε_r = 53.3; ρ = 1000 kg/m^3
Phantom section: Flat Section

DASY4 Configuration:
Probe: ET3DV6 - SN1703; ConvF(6.39, 6.39, 6.39); Calibrated: 2005-03-24; Electronics: DAE3 Sn520
Phantom: SAM with 835MHz; Type: SAM; Serial: TP-1223
Measurement SW: DASY4, V4.5 Build 19; Postprocessing SW: SEMCAD, V1.8 Build 145

Test Date: 2006-02-21; Ambient Temp: 20.5; Tissue Temp: 20.0

1.5cm from Body, GSM Ch.251, Ant Intenna, Standard Battery

Area Scan (51x81x1): Measurement grid: dx=15mm, dy=15mm
Zoom Scan (5x5x7)/Cube 0: Measurement grid: dx=8mm, dy=8mm, dz=5mm
Power Drift = -0.067 dB
Peak SAR (extrapolated) = 0.966 W/kg
SAR(1 g) = 0.710 mW/g; SAR(10 g) = 0.499 mW/g



0 dB = 0.753mW/g

DIGITAL EMC CO., LTD

DUT: VK3100; Type: Folder Type

Communication System: GSM 850; Frequency: 848.8 MHz;Duty Cycle: 1:8.3
Medium parameters used: f = 848.8 MHz; σ = 1.01 mho/m; ε_r = 53.3; ρ = 1000 kg/m^3
Phantom section: Flat Section

DASY4 Configuration:
Probe: ET3DV6 - SN1703; ConvF(6.39, 6.39, 6.39); Calibrated: 2005-03-24; Electronics: DAE3 Sn520
Phantom: SAM with 835MHz; Type: SAM; Serial: TP-1223
Measurement SW: DASY4, V4.5 Build 19; Postprocessing SW: SEMCAD, V1.8 Build 145

Test Date: 2006-02-21; Ambient Temp: 20.5; Tissue Temp: 20.0

1.5cm from Body, GSM Ch.251, Ant Intenna, Standard Battery With BT ON

Area Scan (51x81x1): Measurement grid: dx=15mm, dy=15mm
Zoom Scan (5x5x7)/Cube 0: Measurement grid: dx=8mm, dy=8mm, dz=5mm
Power Drift = 0.016 dB
Peak SAR (extrapolated) = 0.940 W/kg
SAR(1 g) = 0.697 mW/g; SAR(10 g) = 0.490 mW/g

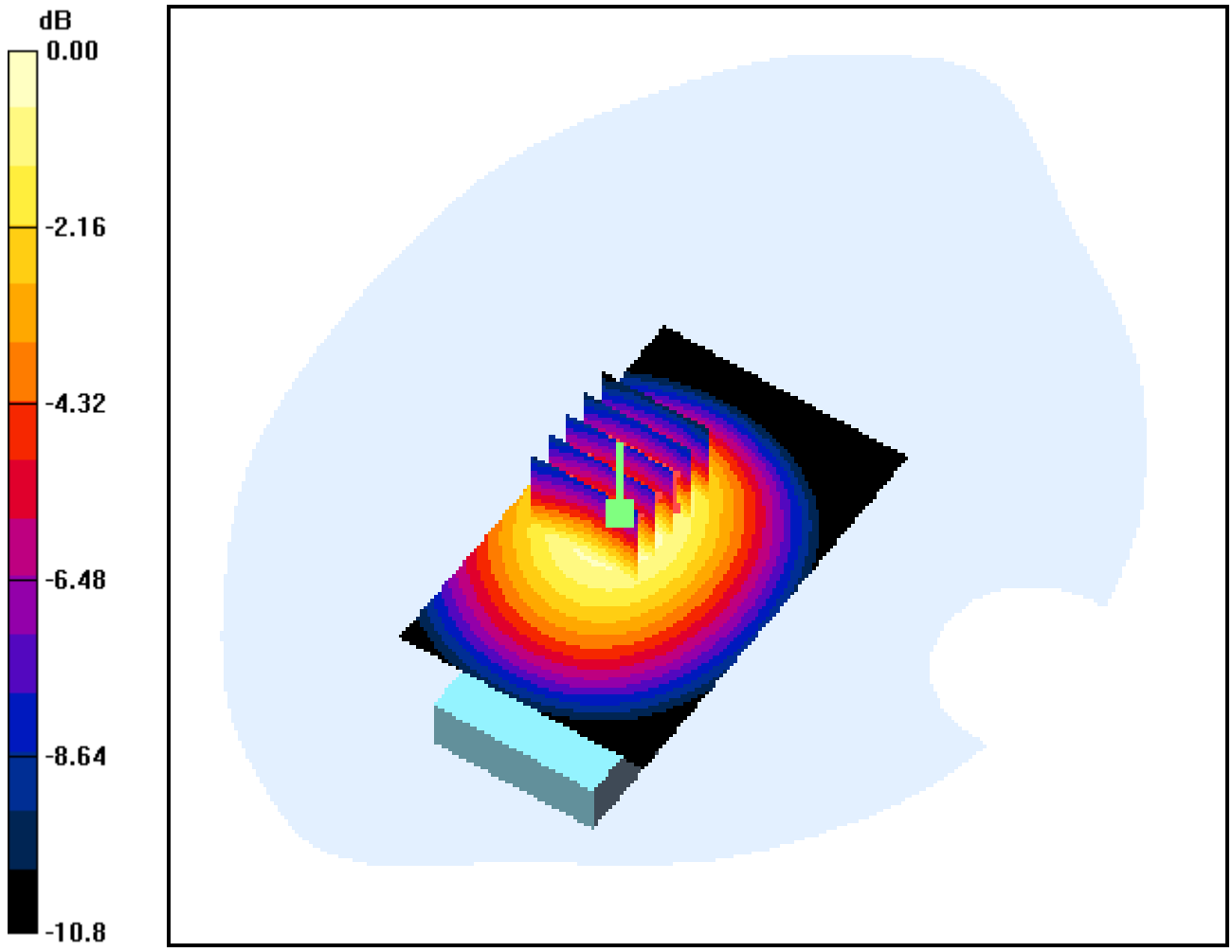

0 dB = 0.741mW/g

DIGITAL EMC CO., LTD

DUT: VK3100; Type: Folder Type

Communication System: PCS1900; Frequency: 1850.2 MHz;Duty Cycle: 1:8.3
Medium parameters used: f = 1850.2 MHz; σ = 1.39 mho/m; ε_r = 38.9; ρ = 1000 kg/m^3
Phantom section: Right Section

DASY4 Configuration:
Probe: ET3DV6 - SN1703; ConvF(5.27, 5.27, 5.27); Calibrated: 2005-03-24; Electronics: DAE3 Sn520
Phantom: SAM 1800/1900 MHz; Type: SAM; Serial: TP-1224
Measurement SW: DASY4, V4.5 Build 19; Postprocessing SW: SEMCAD, V1.8 Build 145

Date: 2006-02-19; Ambient Temp: 22.0; Tissue Temp:21.0

Right Touch PCS Ch.512, Ant Intenna, Standard Battery

Area Scan (61x101x1): Measurement grid: dx=15mm, dy=15mm
Zoom Scan (5x5x7)/Cube 0: Measurement grid: dx=8mm, dy=8mm, dz=5mm
Power Drift = -0.091 dB
Peak SAR (extrapolated) = 1.65 W/kg
SAR(1 g) = 0.872 mW/g; SAR(10 g) = 0.462 mW/g

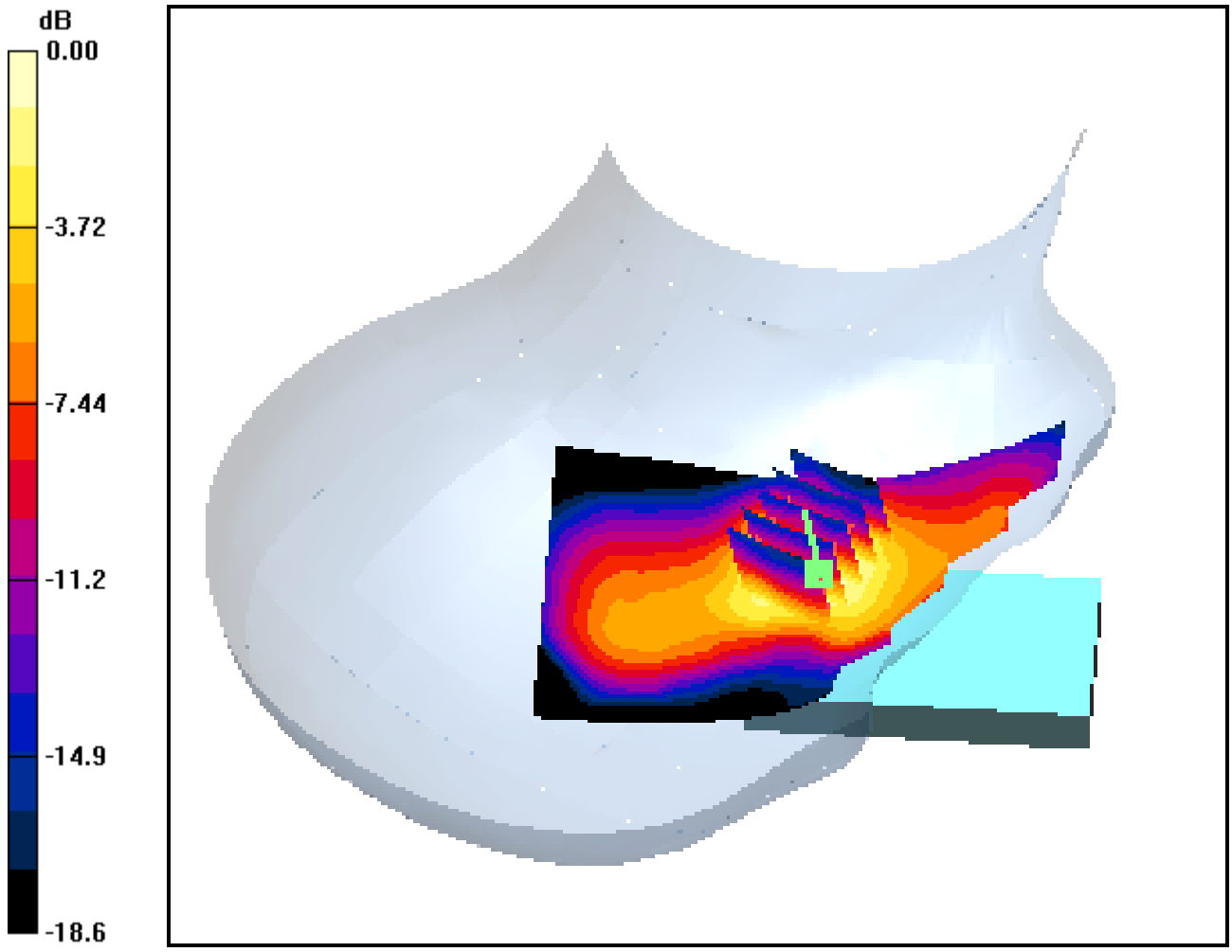

0 dB = 0.946mW/g

DIGITAL EMC CO., LTD

DUT: VK3100; Type: Folder Type

Communication System: PCS1900; Frequency: 1880 MHz;Duty Cycle: 1:8.3
Medium parameters used: f = 1880 MHz; σ = 1.43 mho/m; ε_r = 38.8; ρ = 1000 kg/m^3
Phantom section: Right Section

DASY4 Configuration:
Probe: ET3DV6 - SN1703; ConvF(5.27, 5.27, 5.27); Calibrated: 2005-03-24; Electronics: DAE3 Sn520
Phantom: SAM 1800/1900 MHz; Type: SAM; Serial: TP-1224
Measurement SW: DASY4, V4.5 Build 19; Postprocessing SW: SEMCAD, V1.8 Build 145

Date: 2006-02-19; Ambient Temp: 22.0; Tissue Temp:21.0

Right Touch PCS Ch.661, Ant Intenna, Standard Battery

Area Scan (61x101x1): Measurement grid: dx=15mm, dy=15mm
Zoom Scan (5x5x7)/Cube 0: Measurement grid: dx=8mm, dy=8mm, dz=5mm
Power Drift = -0.168 dB
Peak SAR (extrapolated) = 1.58 W/kg
SAR(1 g) = 0.822 mW/g; SAR(10 g) = 0.437 mW/g

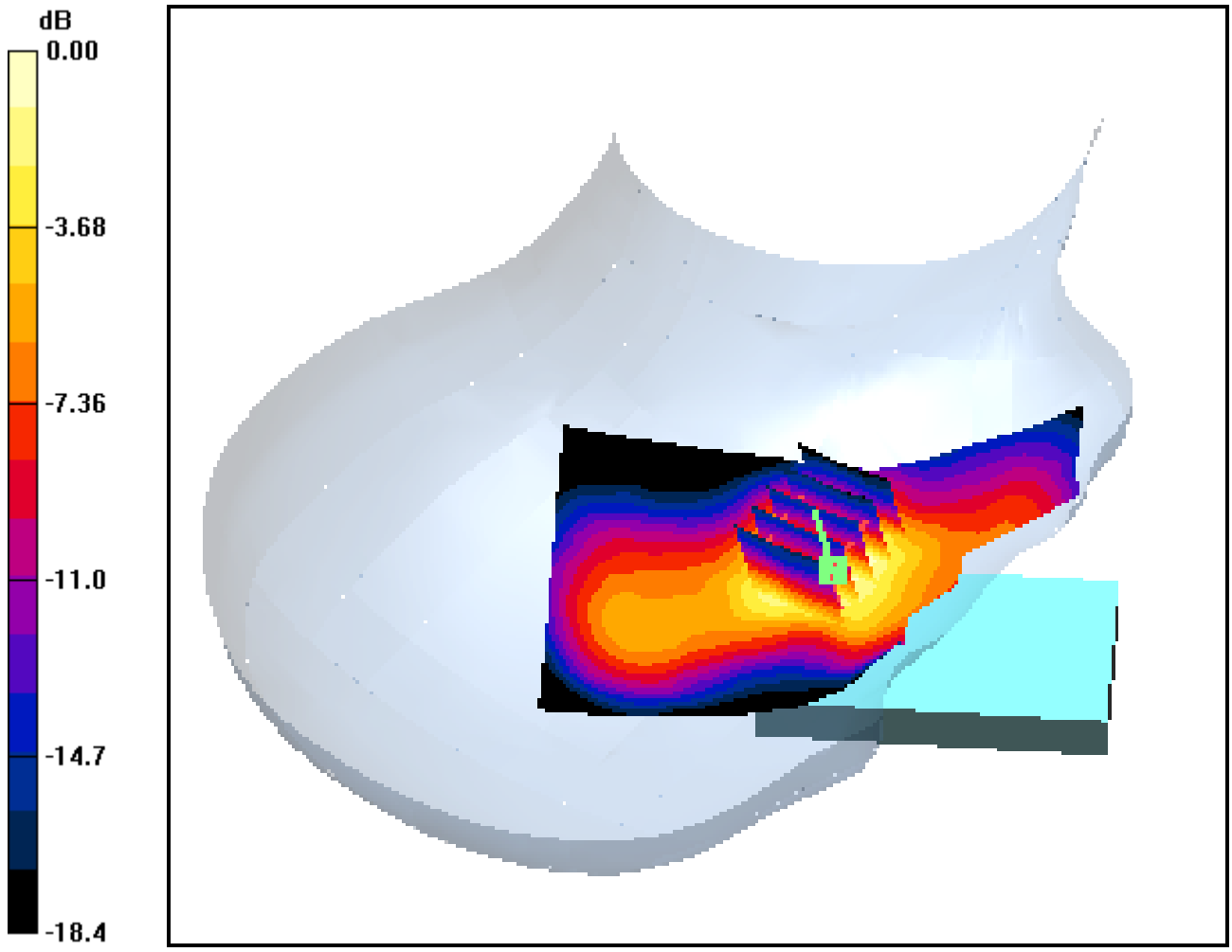

0 dB = 0.900mW/g

DIGITAL EMC CO., LTD

DUT: VK3100; Type: Folder Type

Communication System: PCS1900; Frequency: 1909.8 MHz;Duty Cycle: 1:8.3
Medium parameters used: f = 1909.8 MHz; σ = 1.46 mho/m; ε_r = 38.8; ρ = 1000 kg/m^3
Phantom section: Right Section

DASY4 Configuration:
Probe: ET3DV6 - SN1703; ConvF(5.27, 5.27, 5.27); Calibrated: 2005-03-24; Electronics: DAE3 Sn520
Phantom: SAM 1800/1900 MHz; Type: SAM; Serial: TP-1224
Measurement SW: DASY4, V4.5 Build 19; Postprocessing SW: SEMCAD, V1.8 Build 145

Date: 2006-02-19; Ambient Temp: 22.0; Tissue Temp:21.0

Right Touch PCS Ch.810, Ant Intenna, Standard Battery

Area Scan (61x101x1): Measurement grid: dx=15mm, dy=15mm
Zoom Scan (5x5x7)/Cube 0: Measurement grid: dx=8mm, dy=8mm, dz=5mm
Power Drift = -0.094 dB
Peak SAR (extrapolated) = 1.17 W/kg
SAR(1 g) = 0.624 mW/g; SAR(10 g) = 0.333 mW/g

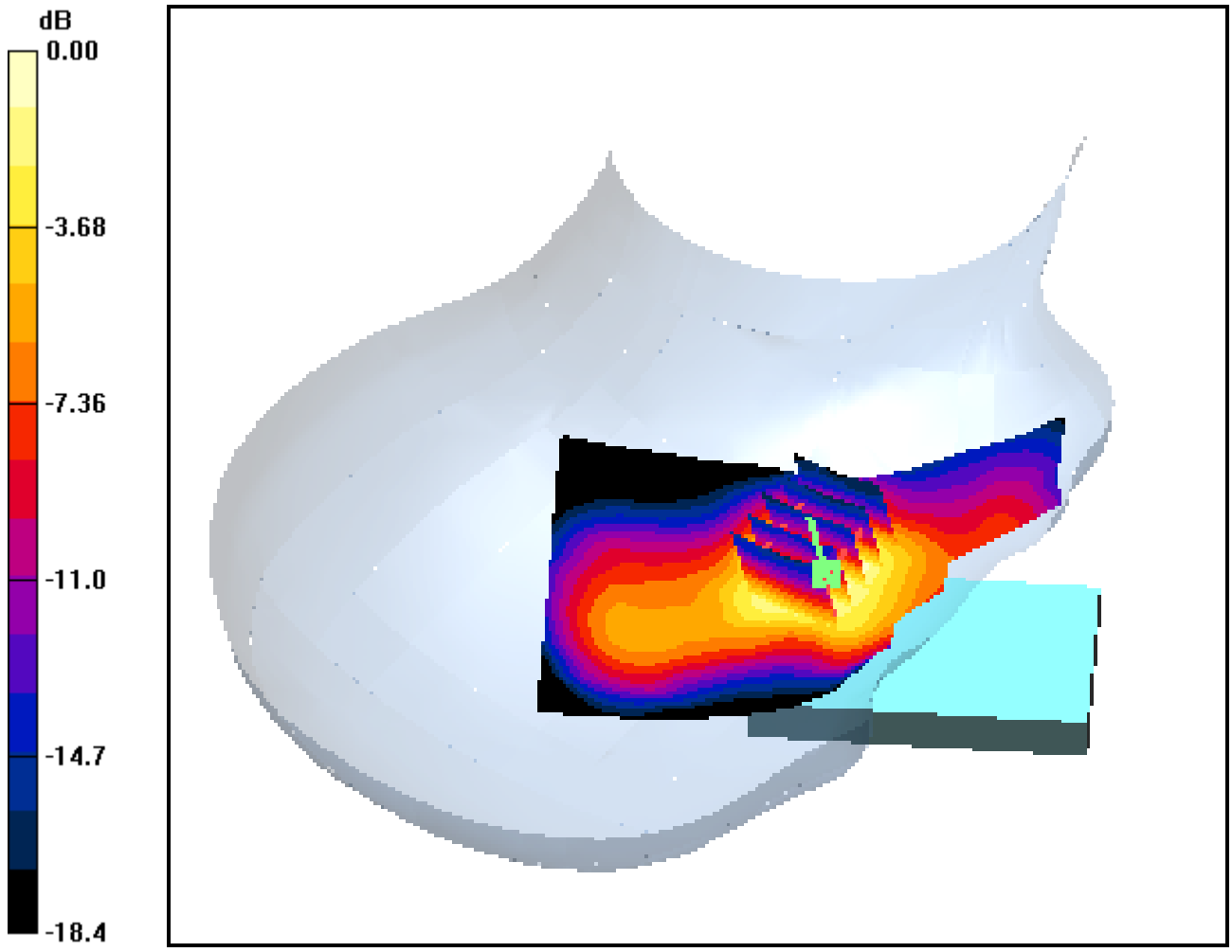

0 dB = 0.687mW/g

DIGITAL EMC CO., LTD

DUT: VK3100; Type: Folder Type

Communication System: PCS1900; Frequency: 1850.2 MHz;Duty Cycle: 1:8.3
Medium parameters used: f = 1850.2 MHz; σ = 1.39 mho/m; ε_r = 38.9; ρ = 1000 kg/m^3
Phantom section: Right Section

DASY4 Configuration:
Probe: ET3DV6 - SN1703; ConvF(5.27, 5.27, 5.27); Calibrated: 2005-03-24; Electronics: DAE3 Sn520
Phantom: SAM 1800/1900 MHz; Type: SAM; Serial: TP-1224
Measurement SW: DASY4, V4.5 Build 19; Postprocessing SW: SEMCAD, V1.8 Build 145

Date: 2006-02-19; Ambient Temp: 22.0; Tissue Temp:21.0

Right Tilt PCS Ch.512, Ant Intenna, Standard Battery

Area Scan (61x101x1): Measurement grid: dx=15mm, dy=15mm
Zoom Scan (5x5x7)/Cube 0: Measurement grid: dx=8mm, dy=8mm, dz=5mm
Power Drift = 0.098 dB
Peak SAR (extrapolated) = 0.491 W/kg
SAR(1 g) = 0.319 mW/g; SAR(10 g) = 0.191 mW/g

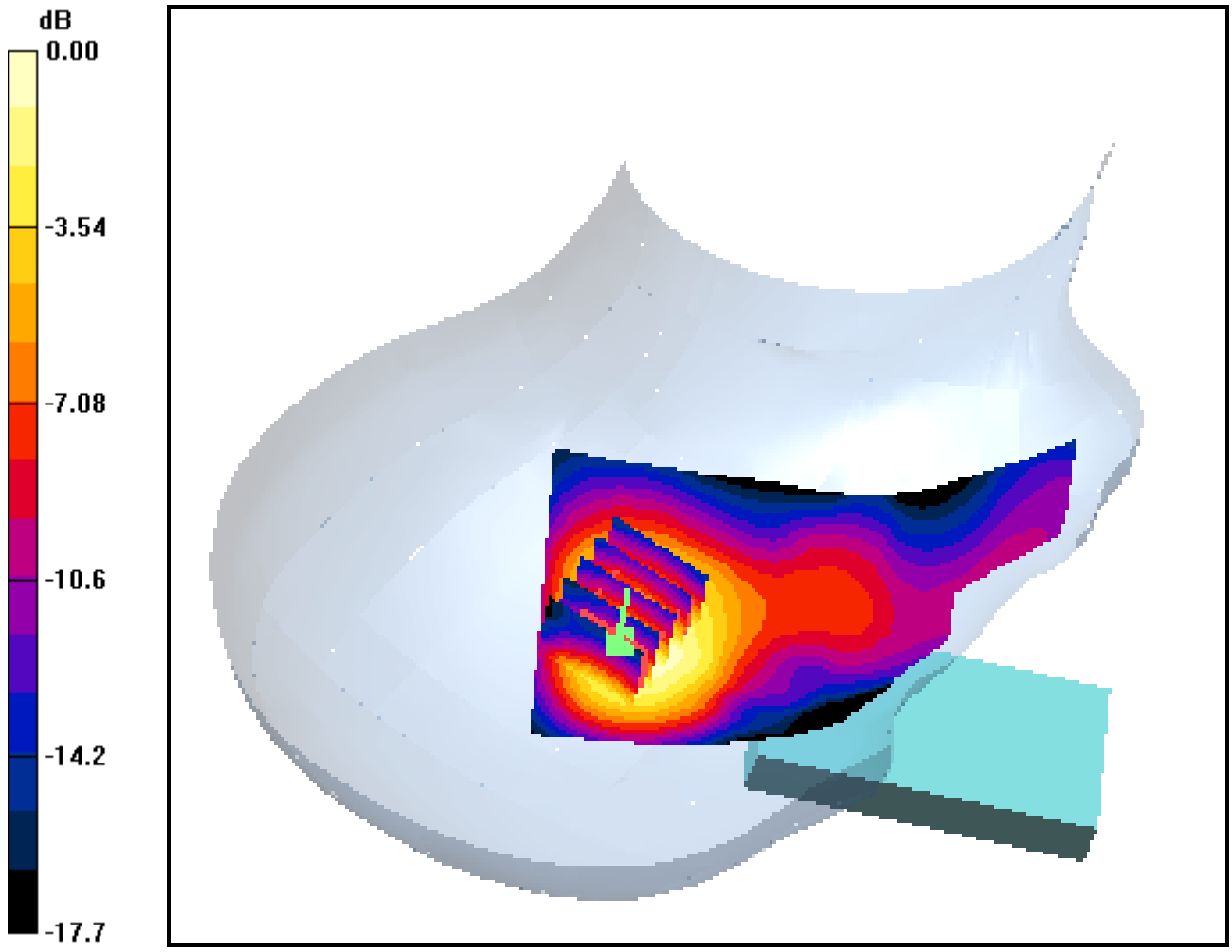

0 dB = 0.339mW/g

DIGITAL EMC CO., LTD

DUT: VK3100; Type: Folder Type

Communication System: PCS1900; Frequency: 1880 MHz;Duty Cycle: 1:8.3
Medium parameters used: f = 1880 MHz; σ = 1.43 mho/m; ε_r = 38.8; ρ = 1000 kg/m^3
Phantom section: Right Section

DASY4 Configuration:
Probe: ET3DV6 - SN1703; ConvF(5.27, 5.27, 5.27); Calibrated: 2005-03-24; Electronics: DAE3 Sn520
Phantom: SAM 1800/1900 MHz; Type: SAM; Serial: TP-1224
Measurement SW: DASY4, V4.5 Build 19; Postprocessing SW: SEMCAD, V1.8 Build 145

Date: 2006-02-19; Ambient Temp: 22.0; Tissue Temp:21.0

Right Tilt PCS Ch.661, Ant Intenna, Standard Battery

Area Scan (61x101x1): Measurement grid: dx=15mm, dy=15mm
Zoom Scan (5x5x7)/Cube 0: Measurement grid: dx=8mm, dy=8mm, dz=5mm
Power Drift = -0.272 dB
Peak SAR (extrapolated) = 0.545 W/kg
SAR(1 g) = 0.348 mW/g; SAR(10 g) = 0.208 mW/g

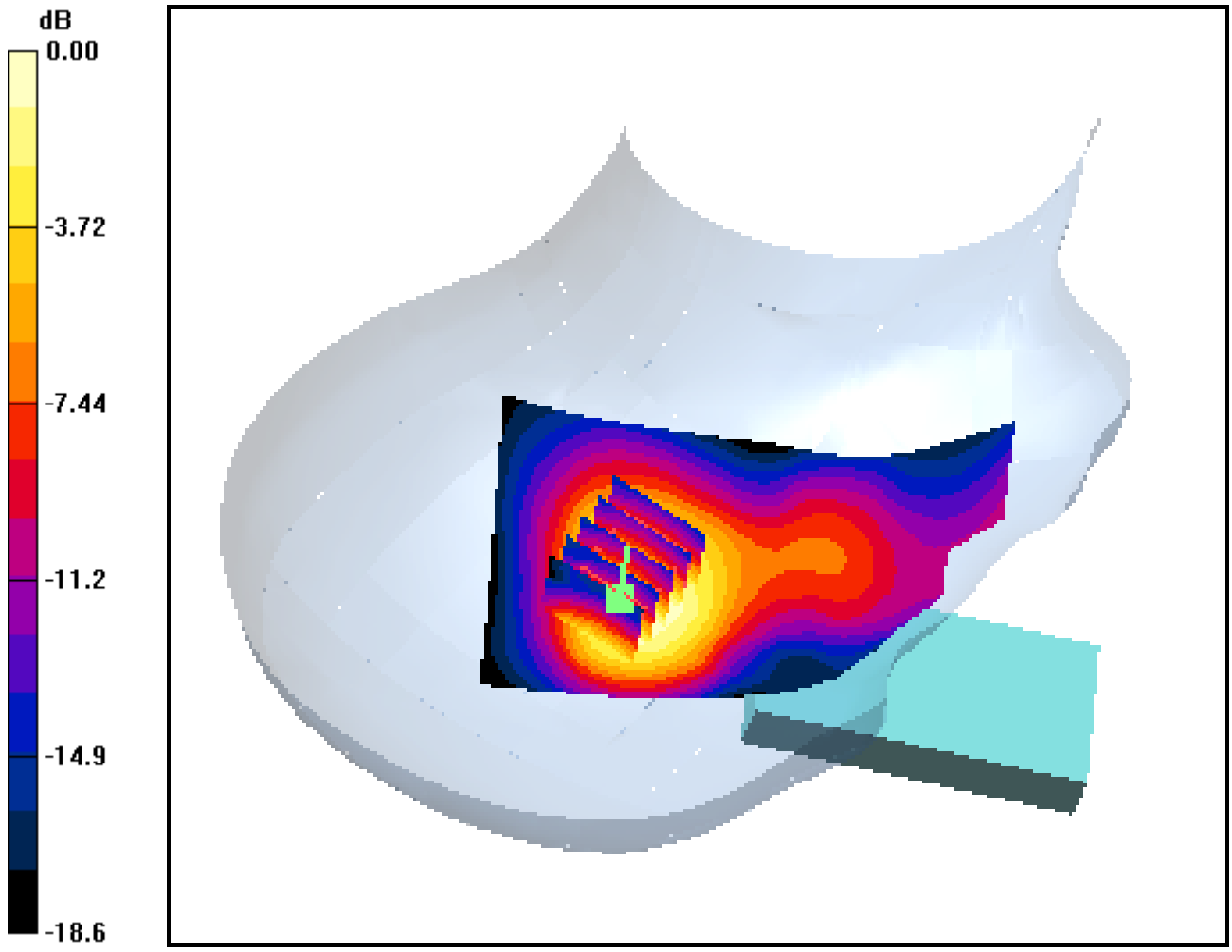

0 dB = 0.371mW/g

DIGITAL EMC CO., LTD

DUT: VK3100; Type: Folder Type

Communication System: PCS1900; Frequency: 1909.8 MHz;Duty Cycle: 1:8.3
Medium parameters used: f = 1909.8 MHz; σ = 1.46 mho/m; ε_r = 38.8; ρ = 1000 kg/m^3
Phantom section: Right Section

DASY4 Configuration:
Probe: ET3DV6 - SN1703; ConvF(5.27, 5.27, 5.27); Calibrated: 2005-03-24; Electronics: DAE3 Sn520
Phantom: SAM 1800/1900 MHz; Type: SAM; Serial: TP-1224
Measurement SW: DASY4, V4.5 Build 19; Postprocessing SW: SEMCAD, V1.8 Build 145

Date: 2006-02-19; Ambient Temp: 22.0; Tissue Temp:21.0

Right Tilt PCS Ch.810, Ant Intenna, Standard Battery

Area Scan (61x101x1): Measurement grid: dx=15mm, dy=15mm
Zoom Scan (5x5x7)/Cube 0: Measurement grid: dx=8mm, dy=8mm, dz=5mm
Power Drift = -0.107 dB
Peak SAR (extrapolated) = 0.448 W/kg
SAR(1 g) = 0.277 mW/g; SAR(10 g) = 0.162 mW/g

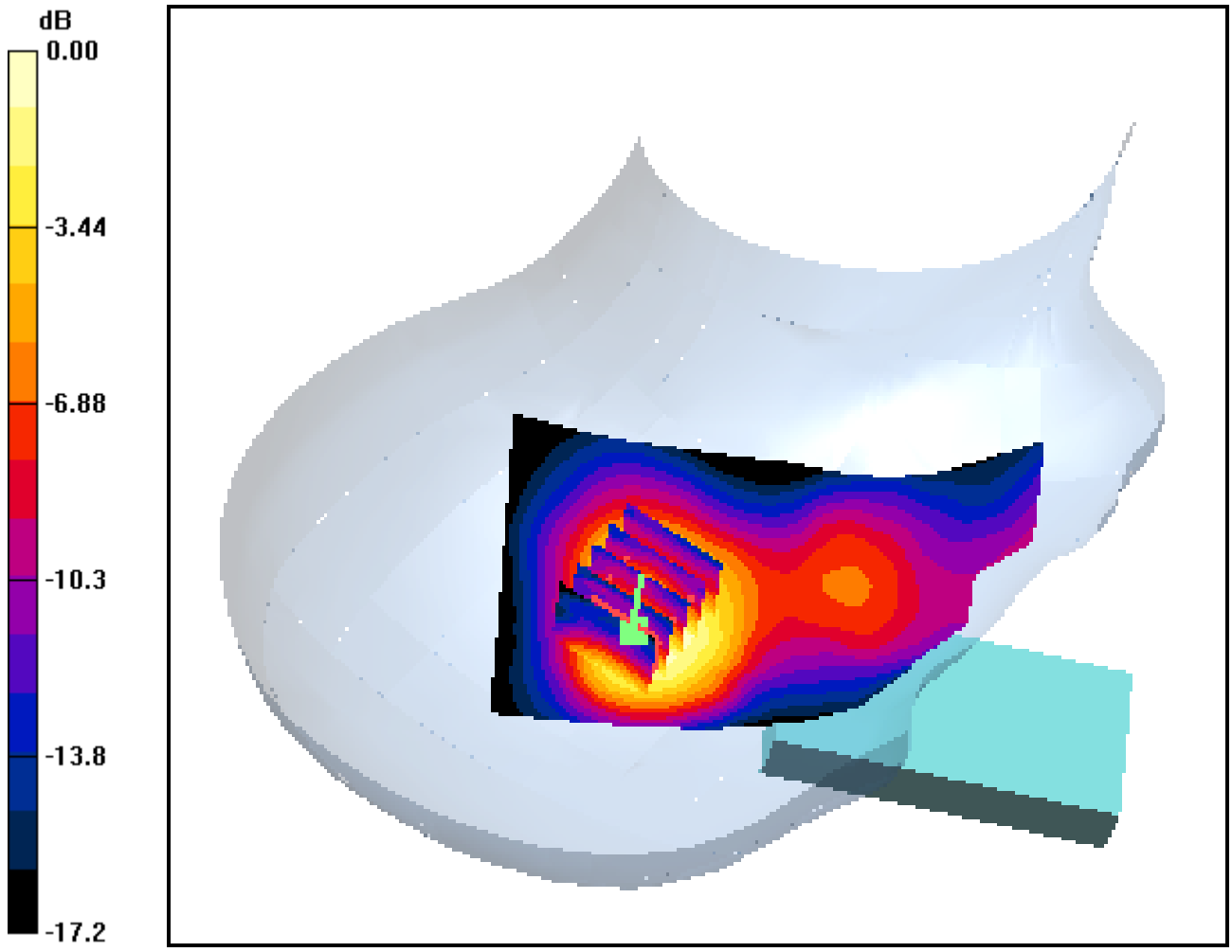

0 dB = 0.297mW/g

DIGITAL EMC CO., LTD

DUT: VK3100; Type: Folder Type

Communication System: PCS1900; Frequency: 1850.2 MHz;Duty Cycle: 1:8.3
Medium parameters used (interpolated): f = 1850.2 MHz; σ = 1.39 mho/m; ε_r = 38.9; ρ = 1000 kg/m^3
Phantom section: Left Section

DASY4 Configuration:
Probe: ET3DV6 - SN1703; ConvF(5.27, 5.27, 5.27); Calibrated: 2005-03-24; Electronics: DAE3 Sn520
Phantom: SAM 1800/1900 MHz; Type: SAM; Serial: TP-1224
Measurement SW: DASY4, V4.5 Build 19; Postprocessing SW: SEMCAD, V1.8 Build 145

Date: 2006-02-19; Ambient Temp: 22.0; Tissue Temp:21.0

Left Touch PCS Ch.512, Ant Intenna, Standard Battery

Area Scan (61x101x1): Measurement grid: dx=15mm, dy=15mm
Zoom Scan (5x5x7)/Cube 0: Measurement grid: dx=8mm, dy=8mm, dz=5mm
Power Drift = -0.128 dB
Peak SAR (extrapolated) = 1.15 W/kg
SAR(1 g) = 0.690 mW/g; SAR(10 g) = 0.375 mW/g



0 dB = 0.759mW/g

DIGITAL EMC CO., LTD

DUT: VK3100; Type: Folder Type

Communication System: PCS1900; Frequency: 1880 MHz;Duty Cycle: 1:8.3
Medium parameters used: f = 1880 MHz; σ = 1.43 mho/m; ε_r = 38.8; ρ = 1000 kg/m^3
Phantom section: Left Section

DASY4 Configuration:
Probe: ET3DV6 - SN1703; ConvF(5.27, 5.27, 5.27); Calibrated: 2005-03-24; Electronics: DAE3 Sn520
Phantom: SAM 1800/1900 MHz; Type: SAM; Serial: TP-1224
Measurement SW: DASY4, V4.5 Build 19; Postprocessing SW: SEMCAD, V1.8 Build 145

Date: 2006-02-19; Ambient Temp: 22.0; Tissue Temp:21.0

Left Touch PCS Ch.661, Ant Intenna, Standard Battery

Area Scan (61x101x1): Measurement grid: dx=15mm, dy=15mm
Zoom Scan (5x5x7)/Cube 0: Measurement grid: dx=8mm, dy=8mm, dz=5mm
Power Drift = -0.116 dB
Peak SAR (extrapolated) = 1.16 W/kg
SAR(1 g) = 0.681 mW/g; SAR(10 g) = 0.365 mW/g



0 dB = 0.755mW/g

DIGITAL EMC CO., LTD

DUT: VK3100; Type: Folder Type

Communication System: PCS1900; Frequency: 1909.8 MHz;Duty Cycle: 1:8.3
Medium parameters used (interpolated): f = 1909.8 MHz; σ = 1.46 mho/m; ε_r = 38.7; ρ = 1000 kg/m^3
Phantom section: Left Section

DASY4 Configuration:
Probe: ET3DV6 - SN1703; ConvF(5.27, 5.27, 5.27); Calibrated: 2005-03-24; Electronics: DAE3 Sn520
Phantom: SAM 1800/1900 MHz; Type: SAM; Serial: TP-1224
Measurement SW: DASY4, V4.5 Build 19; Postprocessing SW: SEMCAD, V1.8 Build 145

Date: 2006-02-19; Ambient Temp: 22.0; Tissue Temp:21.0

Left Touch PCS Ch.810, Ant Intenna, Standard Battery

Area Scan (61x101x1): Measurement grid: dx=15mm, dy=15mm
Zoom Scan (5x5x7)/Cube 0: Measurement grid: dx=8mm, dy=8mm, dz=5mm
Power Drift = -0.090 dB
Peak SAR (extrapolated) = 0.968 W/kg
SAR(1 g) = 0.561 mW/g; SAR(10 g) = 0.301 mW/g

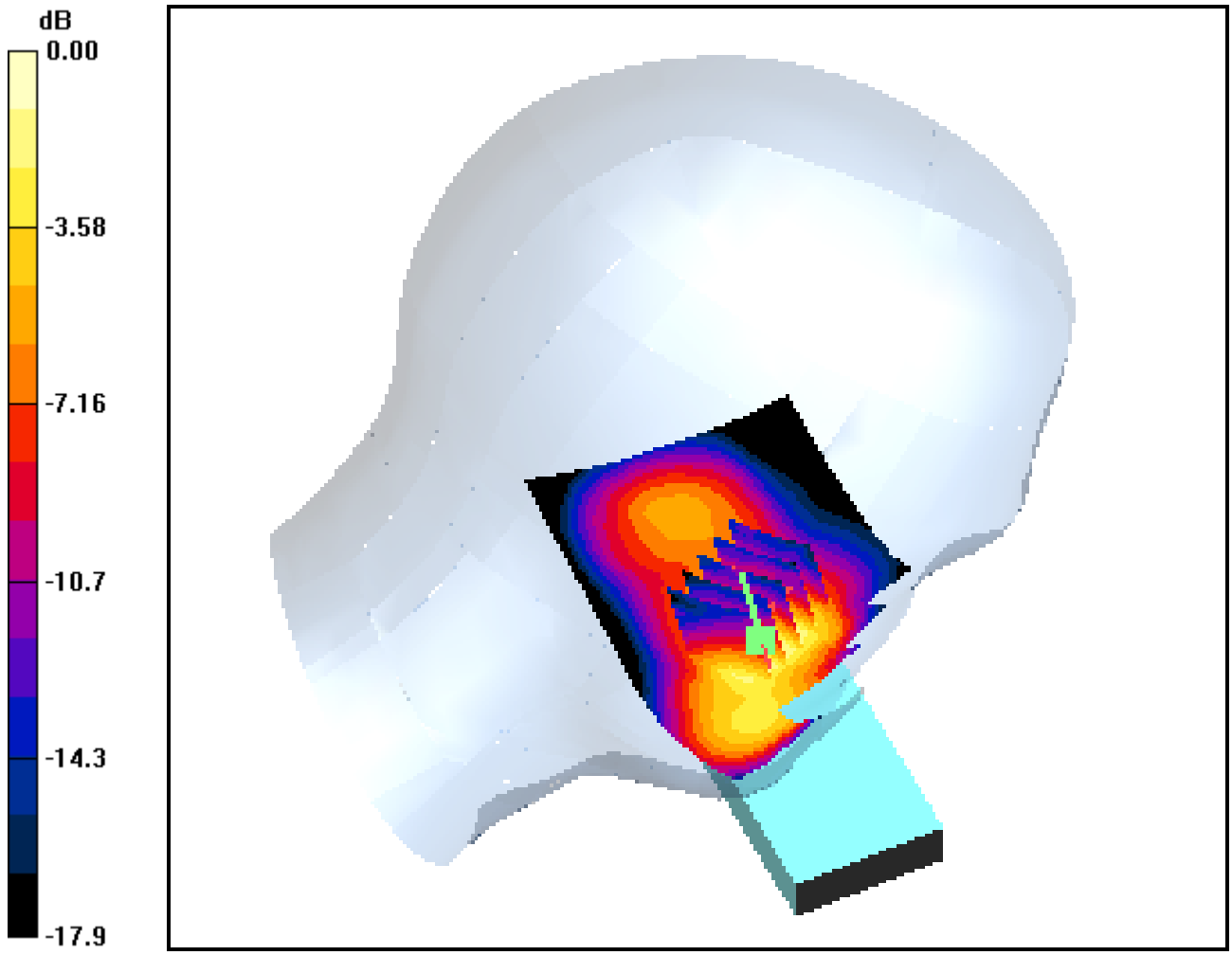

0 dB = 0.620mW/g

DIGITAL EMC CO., LTD

DUT: VK3100; Type: Folder Type

Communication System: PCS1900; Frequency: 1850.2 MHz;Duty Cycle: 1:8.3
Medium parameters used (interpolated): f = 1850.2 MHz; σ = 1.39 mho/m; ε_r = 38.9; ρ = 1000 kg/m^3
Phantom section: Left Section

DASY4 Configuration:
Probe: ET3DV6 - SN1703; ConvF(5.27, 5.27, 5.27); Calibrated: 2005-03-24; Electronics: DAE3 Sn520
Phantom: SAM 1800/1900 MHz; Type: SAM; Serial: TP-1224
Measurement SW: DASY4, V4.5 Build 19; Postprocessing SW: SEMCAD, V1.8 Build 145

Date: 2006-02-19; Ambient Temp: 22.0; Tissue Temp:21.0

Left Tilt PCS Ch.512, Ant Intenna, Standard Battery

Area Scan (61x101x1): Measurement grid: dx=15mm, dy=15mm
Zoom Scan (5x5x7)/Cube 0: Measurement grid: dx=8mm, dy=8mm, dz=5mm
Power Drift = -0.183 dB
Peak SAR (extrapolated) = 0.485 W/kg
SAR(1 g) = 0.319 mW/g; SAR(10 g) = 0.194 mW/g

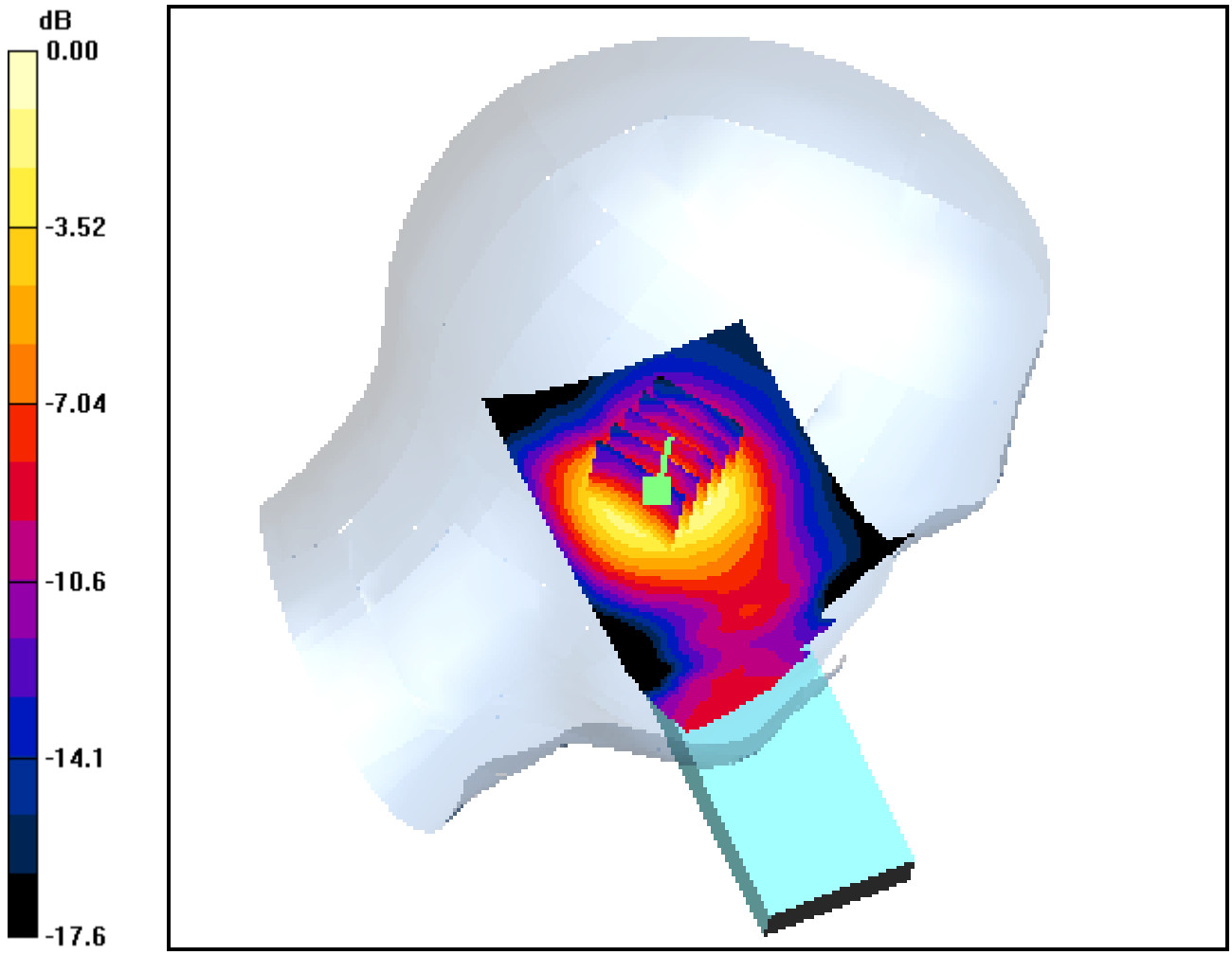

0 dB = 0.336mW/g

DIGITAL EMC CO., LTD

DUT: VK3100; Type: Folder Type

Communication System: PCS1900; Frequency: 1880 MHz;Duty Cycle: 1:8.3
Medium parameters used: f = 1880 MHz; σ = 1.43 mho/m; ε_r = 38.8; ρ = 1000 kg/m^3
Phantom section: Left Section

DASY4 Configuration:
Probe: ET3DV6 - SN1703; ConvF(5.27, 5.27, 5.27); Calibrated: 2005-03-24; Electronics: DAE3 Sn520
Phantom: SAM 1800/1900 MHz; Type: SAM; Serial: TP-1224
Measurement SW: DASY4, V4.5 Build 19; Postprocessing SW: SEMCAD, V1.8 Build 145

Date: 2006-02-19; Ambient Temp: 22.0; Tissue Temp:21.0

Left Tilt PCS Ch.661, Ant Intenna, Standard Battery

Area Scan (61x101x1): Measurement grid: dx=15mm, dy=15mm
Zoom Scan (5x5x7)/Cube 0: Measurement grid: dx=8mm, dy=8mm, dz=5mm
Power Drift = -0.228 dB
Peak SAR (extrapolated) = 0.470 W/kg
SAR(1 g) = 0.315 mW/g; SAR(10 g) = 0.190 mW/g

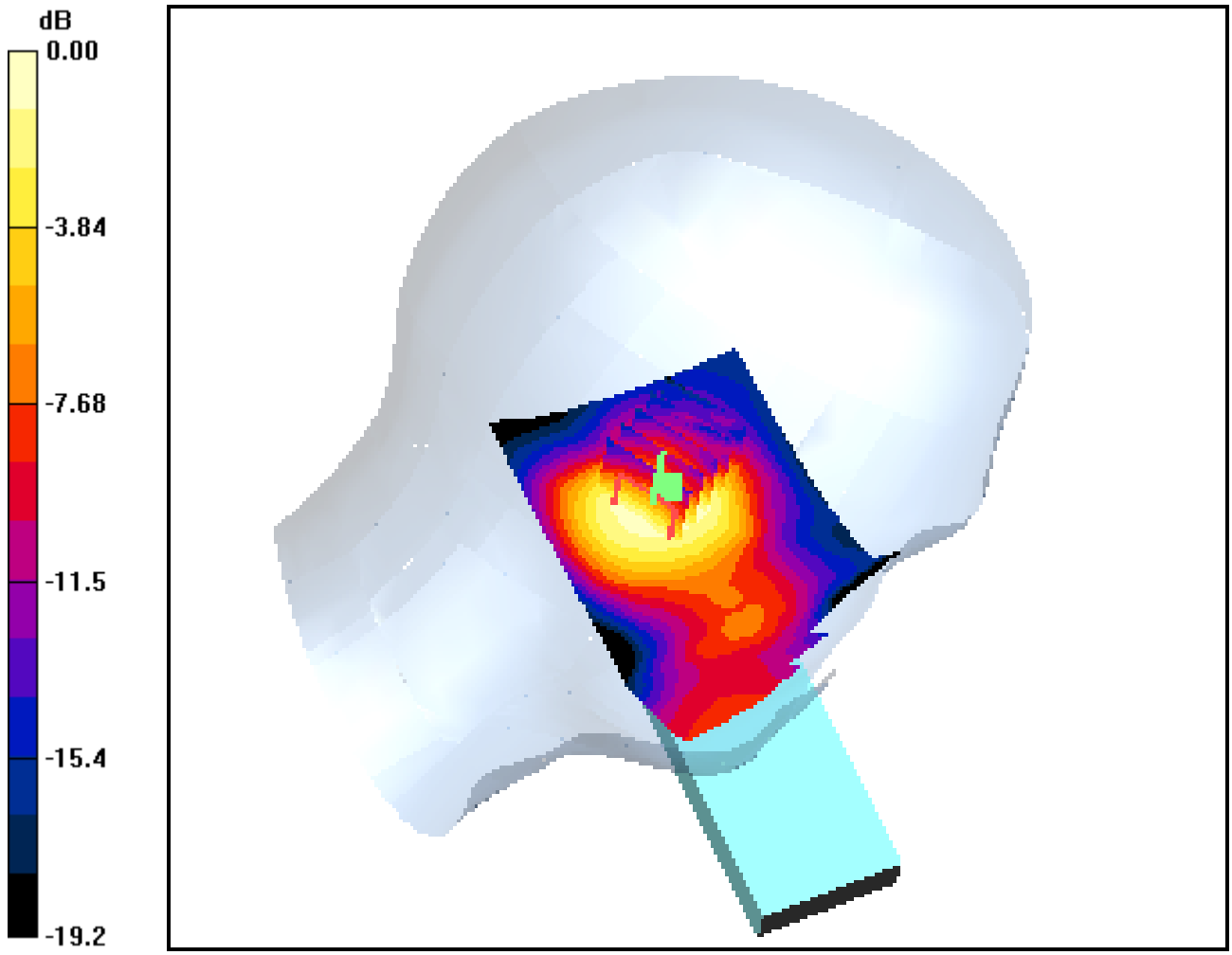

0 dB = 0.335mW/g

DIGITAL EMC CO., LTD

DUT: VK3100; Type: Folder Type

Communication System: PCS1900; Frequency: 1909.8 MHz;Duty Cycle: 1:8.3
Medium parameters used (interpolated): f = 1909.8 MHz; σ = 1.46 mho/m; ε_r = 38.7; ρ = 1000 kg/m^3
Phantom section: Left Section

DASY4 Configuration:
Probe: ET3DV6 - SN1703; ConvF(5.27, 5.27, 5.27); Calibrated: 2005-03-24; Electronics: DAE3 Sn520
Phantom: SAM 1800/1900 MHz; Type: SAM; Serial: TP-1224
Measurement SW: DASY4, V4.5 Build 19; Postprocessing SW: SEMCAD, V1.8 Build 145

Date: 2006-02-19; Ambient Temp: 22.0; Tissue Temp:21.0

Left Tilt PCS Ch.810, Ant Intenna, Standard Battery

Area Scan (61x101x1): Measurement grid: dx=15mm, dy=15mm
Zoom Scan (5x5x7)/Cube 0: Measurement grid: dx=8mm, dy=8mm, dz=5mm
Power Drift = 0.024 dB
Peak SAR (extrapolated) = 0.355 W/kg
SAR(1 g) = 0.234 mW/g; SAR(10 g) = 0.143 mW/g

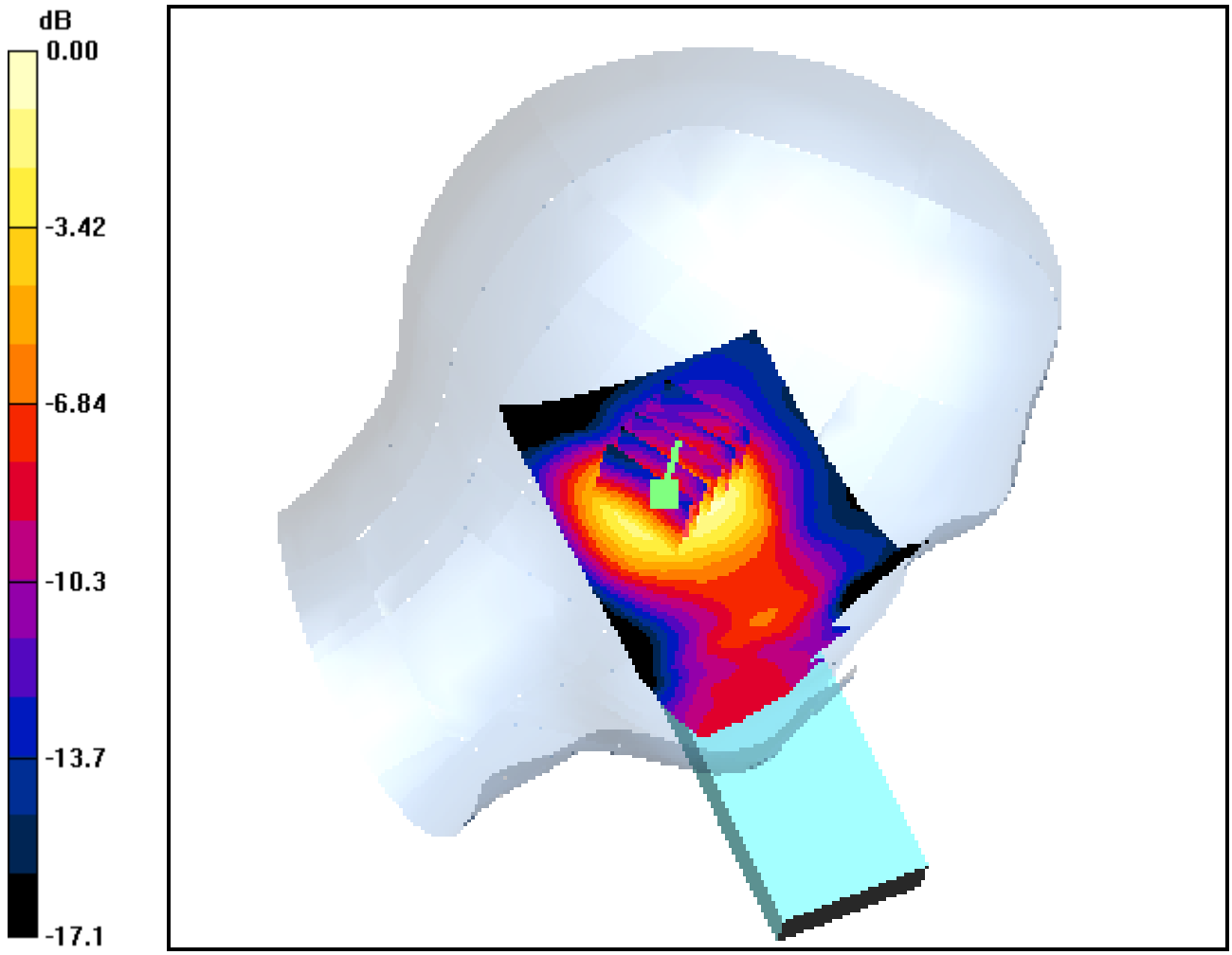

0 dB = 0.248mW/g

DIGITAL EMC CO., LTD

DUT: VK3100; Type: Folder Type

Communication System: PCS1900; Frequency: 1850.2 MHz;Duty Cycle: 1:8.3
Medium parameters used: f = 1850.2 MHz; σ = 1.39 mho/m; ε_r = 38.9; ρ = 1000 kg/m^3
Phantom section: Right Section

DASY4 Configuration:
Probe: ET3DV6 - SN1703; ConvF(5.27, 5.27, 5.27); Calibrated: 2005-03-24; Electronics: DAE3 Sn520
Phantom: SAM 1800/1900 MHz; Type: SAM; Serial: TP-1224
Measurement SW: DASY4, V4.5 Build 19; Postprocessing SW: SEMCAD, V1.8 Build 145

Date: 2006-02-19; Ambient Temp: 22.0; Tissue Temp:21.0

Right Touch PCS Ch.512, Ant Intenna, Standard Battery With BT ON

Area Scan (61x101x1): Measurement grid: dx=15mm, dy=15mm
Zoom Scan (5x5x7)/Cube 0: Measurement grid: dx=8mm, dy=8mm, dz=5mm
Power Drift = -0.036 dB
Peak SAR (extrapolated) = 1.59 W/kg
SAR(1 g) = 0.861 mW/g; SAR(10 g) = 0.462 mW/g

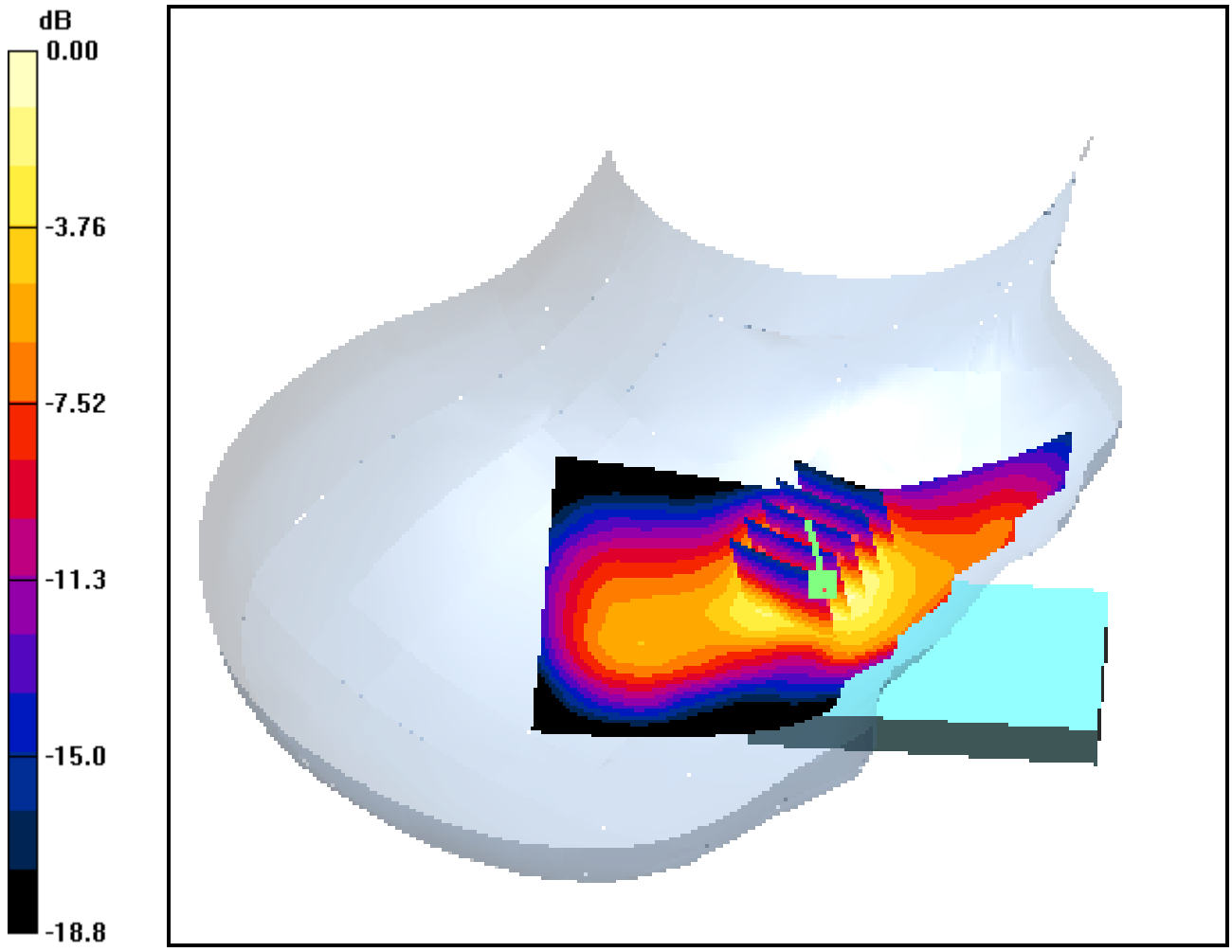

0 dB = 0.947mW/g

DIGITAL EMC CO., LTD

DUT: VK3100; Type: Folder Type

Communication System: PCS1900; Frequency: 1880 MHz;Duty Cycle: 1:8.3
Medium parameters used: f = 1880 MHz; σ = 1.43 mho/m; ε_r = 38.8; ρ = 1000 kg/m^3
Phantom section: Right Section

DASY4 Configuration:
Probe: ET3DV6 - SN1703; ConvF(5.27, 5.27, 5.27); Calibrated: 2005-03-24; Electronics: DAE3 Sn520
Phantom: SAM 1800/1900 MHz; Type: SAM; Serial: TP-1224
Measurement SW: DASY4, V4.5 Build 19; Postprocessing SW: SEMCAD, V1.8 Build 145

Date: 2006-02-19; Ambient Temp: 22.0; Tissue Temp:21.0

Right Tilt PCS Ch.661, Ant Intenna, Standard Battery With BT ON

Area Scan (61x101x1): Measurement grid: dx=15mm, dy=15mm
Zoom Scan (5x5x7)/Cube 0: Measurement grid: dx=8mm, dy=8mm, dz=5mm
Power Drift = -0.01 dB
Peak SAR (extrapolated) = 0.564 W/kg
SAR(1 g) = 0.355 mW/g; SAR(10 g) = 0.210 mW/g

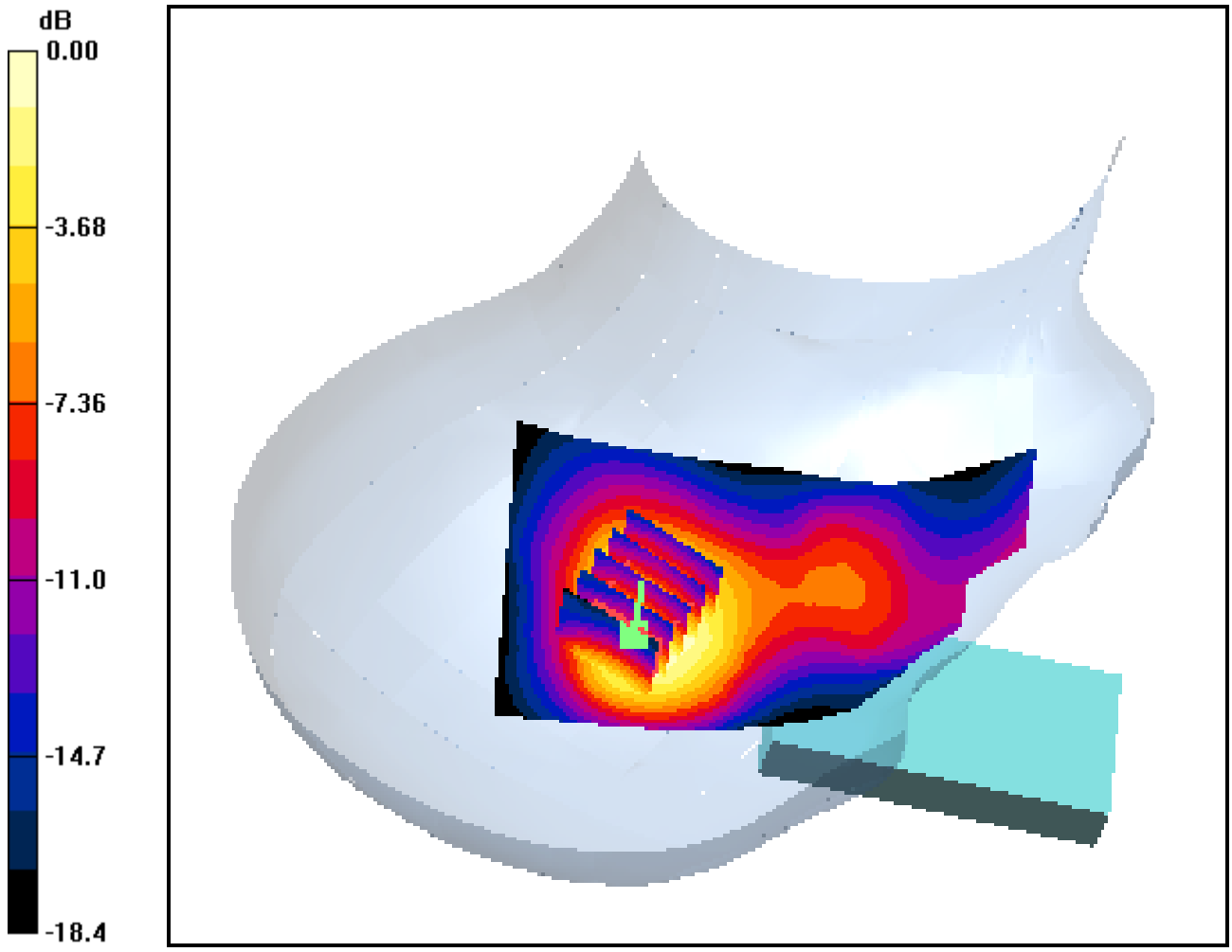

0 dB = 0.382mW/g

DIGITAL EMC CO., LTD

DUT: VK3100; Type: Folder Type

Communication System: PCS1900; Frequency: 1850.2 MHz;Duty Cycle: 1:8.3
Medium parameters used (interpolated): f = 1850.2 MHz; σ = 1.39 mho/m; ε_r = 38.9; ρ = 1000 kg/m^3
Phantom section: Left Section

DASY4 Configuration:
Probe: ET3DV6 - SN1703; ConvF(5.27, 5.27, 5.27); Calibrated: 2005-03-24; Electronics: DAE3 Sn520
Phantom: SAM 1800/1900 MHz; Type: SAM; Serial: TP-1224
Measurement SW: DASY4, V4.5 Build 19; Postprocessing SW: SEMCAD, V1.8 Build 145

Date: 2006-02-19; Ambient Temp: 22.0; Tissue Temp:21.0

Left Touch PCS Ch.512, Ant Intenna, Standard Battery With BT ON

Area Scan (61x101x1): Measurement grid: dx=15mm, dy=15mm
Zoom Scan (5x5x7)/Cube 0: Measurement grid: dx=8mm, dy=8mm, dz=5mm
Power Drift = -0.118 dB
Peak SAR (extrapolated) = 1.10 W/kg
SAR(1 g) = 0.662 mW/g; SAR(10 g) = 0.355 mW/g



0 dB = 0.727mW/g

DIGITAL EMC CO., LTD

DUT: VK3100; Type: Folder Type

Communication System: PCS1900; Frequency: 1850.2 MHz;Duty Cycle: 1:8.3
Medium parameters used (interpolated): f = 1850.2 MHz; σ = 1.39 mho/m; ε_r = 38.9; ρ = 1000 kg/m^3
Phantom section: Left Section

DASY4 Configuration:
Probe: ET3DV6 - SN1703; ConvF(5.27, 5.27, 5.27); Calibrated: 2005-03-24; Electronics: DAE3 Sn520
Phantom: SAM 1800/1900 MHz; Type: SAM; Serial: TP-1224
Measurement SW: DASY4, V4.5 Build 19; Postprocessing SW: SEMCAD, V1.8 Build 145

Date: 2006-02-19; Ambient Temp: 22.0; Tissue Temp:21.0

Left Touch PCS Ch.512, Ant Intenna, Standard Battery With BT ON

Area Scan (61x101x1): Measurement grid: dx=15mm, dy=15mm
Zoom Scan (5x5x7)/Cube 1: Measurement grid: dx=8mm, dy=8mm, dz=5mm
Power Drift = -0.118 dB
Peak SAR (extrapolated) = 0.867 W/kg
SAR(1 g) = 0.473 mW/g; SAR(10 g) = 0.296 mW/g

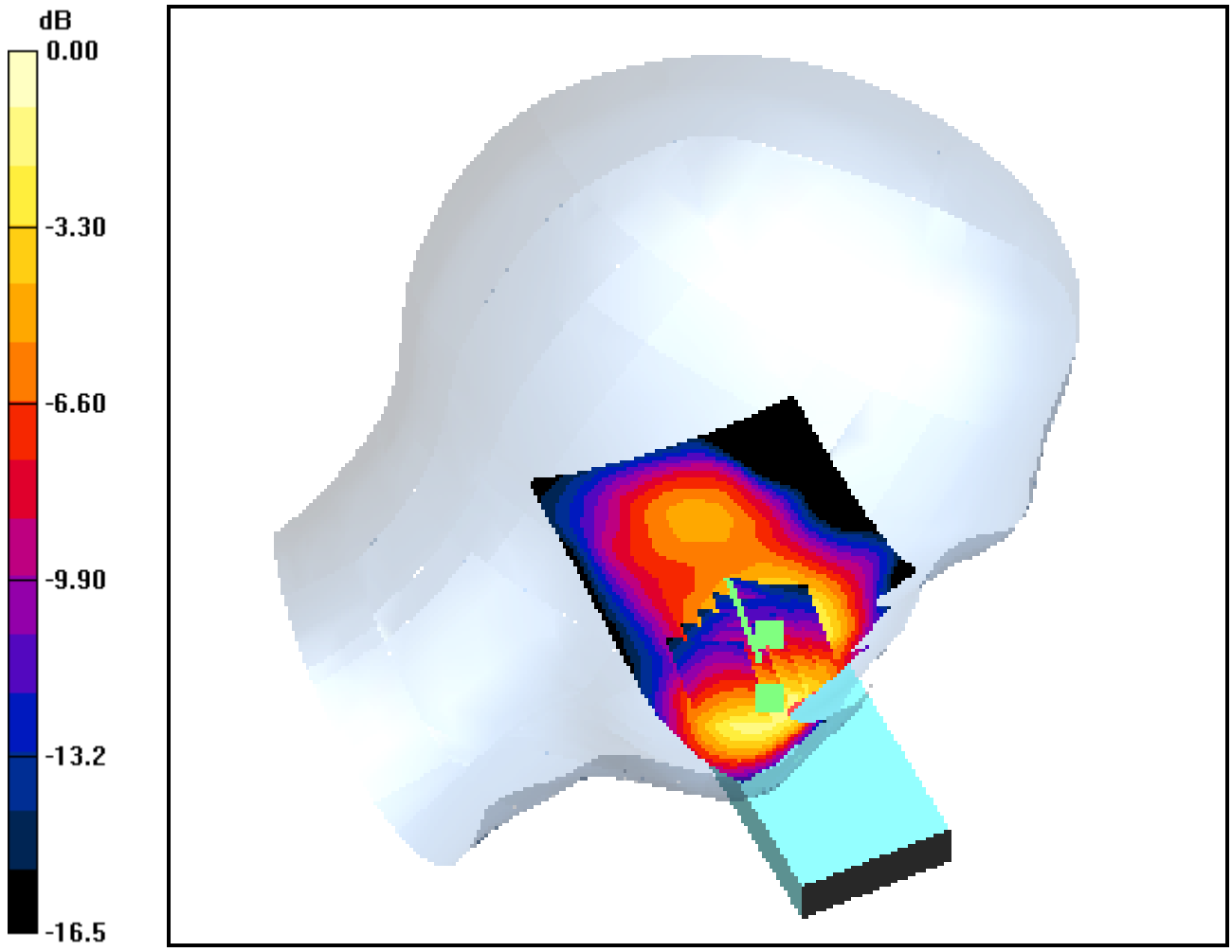

0 dB = 0.609mW/g

DIGITAL EMC CO., LTD

DUT: VK3100; Type: Folder Type

Communication System: PCS1900; Frequency: 1850.2 MHz;Duty Cycle: 1:8.3
Medium parameters used (interpolated): f = 1850.2 MHz; σ = 1.39 mho/m; ε_r = 38.9; ρ = 1000 kg/m^3
Phantom section: Left Section

DASY4 Configuration:
Probe: ET3DV6 - SN1703; ConvF(5.27, 5.27, 5.27); Calibrated: 2005-03-24; Electronics: DAE3 Sn520
Phantom: SAM 1800/1900 MHz; Type: SAM; Serial: TP-1224
Measurement SW: DASY4, V4.5 Build 19; Postprocessing SW: SEMCAD, V1.8 Build 145

Date: 2006-02-19; Ambient Temp: 22.0; Tissue Temp:21.0

Left Tilt PCS Ch.512, Ant Intenna, Standard Battery With BT ON

Area Scan (61x91x1): Measurement grid: dx=15mm, dy=15mm
Zoom Scan (5x5x7)/Cube 0: Measurement grid: dx=8mm, dy=8mm, dz=5mm
Power Drift = 0.072 dB
Peak SAR (extrapolated) = 0.463 W/kg
SAR(1 g) = 0.309 mW/g; SAR(10 g) = 0.193 mW/g

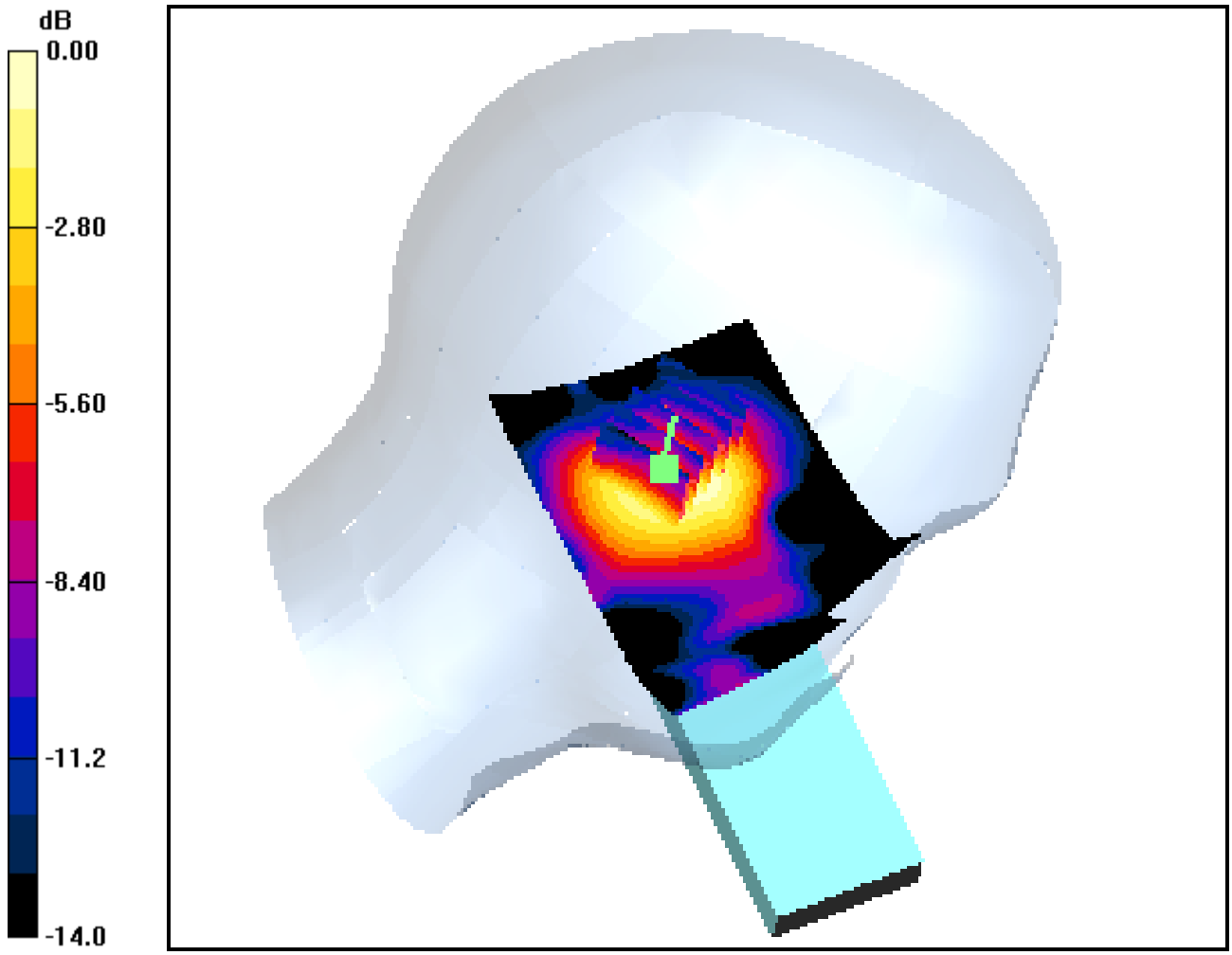

0 dB = 0.328mW/g

DIGITAL EMC CO., LTD

DUT: VK3100; Type: Folder Type

Communication System: PCS1900; Frequency: 1850.2 MHz;Duty Cycle: 1:8.3
Medium parameters used: f = 1850.2 MHz; σ = 1.47 mho/m; ε_r = 52.7; ρ = 1000 kg/m^3
Phantom section: Flat Section

DASY4 Configuration:
Probe: ET3DV6 - SN1703; ConvF(4.81, 4.81, 4.81); Calibrated: 2005-03-24; Electronics: DAE3 Sn520
Phantom: SAM 1800/1900 MHz; Type: SAM; Serial: TP-1224
Measurement SW: DASY4, V4.5 Build 19; Postprocessing SW: SEMCAD, V1.8 Build 145

Test Date: 2006-02-19; Ambient Temp: 22.0; Tissue Temp: 21.0

1.5cm from Body, PCS Ch.512, Ant Intenna, Standard Battery

Area Scan (51x101x1): Measurement grid: dx=15mm, dy=15mm
Zoom Scan (5x5x7)/Cube 0: Measurement grid: dx=8mm, dy=8mm, dz=5mm
Power Drift = 0.108 dB
Peak SAR (extrapolated) = 0.309 W/kg
SAR(1 g) = 0.212 mW/g; SAR(10 g) = 0.130 mW/g



0 dB = 0.234mW/g

DIGITAL EMC CO., LTD

DUT: VK3100; Type: Folder Type

Communication System: PCS1900; Frequency: 1880 MHz;Duty Cycle: 1:8.3
Medium parameters used: f = 1880 MHz; σ = 1.5 mho/m; ε_r = 52.6; ρ = 1000 kg/m^3
Phantom section: Flat Section

DASY4 Configuration:
Probe: ET3DV6 - SN1703; ConvF(4.81, 4.81, 4.81); Calibrated: 2005-03-24; Electronics: DAE3 Sn520
Phantom: SAM 1800/1900 MHz; Type: SAM; Serial: TP-1224
Measurement SW: DASY4, V4.5 Build 19; Postprocessing SW: SEMCAD, V1.8 Build 145

Test Date: 2006-02-19; Ambient Temp: 22.0; Tissue Temp: 21.0

1.5cm from Body, PCS Ch.661, Ant Intenna, Standard Battery

Area Scan (51x81x1): Measurement grid: dx=15mm, dy=15mm
Zoom Scan (5x5x7)/Cube 0: Measurement grid: dx=8mm, dy=8mm, dz=5mm
Power Drift = 0.00 dB
Peak SAR (extrapolated) = 0.260 W/kg
SAR(1 g) = 0.172 mW/g; SAR(10 g) = 0.105 mW/g



0 dB = 0.197mW/g

DIGITAL EMC CO., LTD

DUT: VK3100; Type: Folder Type

Communication System: PCS1900; Frequency: 1909.8 MHz;Duty Cycle: 1:8.3
Medium parameters used: f = 1909.8 MHz; σ = 1.54 mho/m; ε_r = 52.6; ρ = 1000 kg/m^3
Phantom section: Flat Section

DASY4 Configuration:
Probe: ET3DV6 - SN1703; ConvF(4.81, 4.81, 4.81); Calibrated: 2005-03-24; Electronics: DAE3 Sn520
Phantom: SAM 1800/1900 MHz; Type: SAM; Serial: TP-1224
Measurement SW: DASY4, V4.5 Build 19; Postprocessing SW: SEMCAD, V1.8 Build 145

Test Date: 2006-02-19; Ambient Temp: 22.0; Tissue Temp: 21.0

1.5cm from Body, PCS Ch.810, Ant Intenna, Standard Battery

Area Scan (51x81x1): Measurement grid: dx=15mm, dy=15mm
Zoom Scan (5x5x7)/Cube 0: Measurement grid: dx=8mm, dy=8mm, dz=5mm
Power Drift = -0.013 dB
Peak SAR (extrapolated) = 0.245 W/kg
SAR(1 g) = 0.167 mW/g; SAR(10 g) = 0.105 mW/g



0 dB = 0.189mW/g

DIGITAL EMC CO., LTD

DUT: VK3100; Type: Folder Type

Communication System: PCS1900; Frequency: 1850.2 MHz;Duty Cycle: 1:8.3
Medium parameters used: f = 1850.2 MHz; σ = 1.47 mho/m; ε_r = 52.7; ρ = 1000 kg/m^3
Phantom section: Flat Section

DASY4 Configuration:
Probe: ET3DV6 - SN1703; ConvF(4.81, 4.81, 4.81); Calibrated: 2005-03-24; Electronics: DAE3 Sn520
Phantom: SAM 1800/1900 MHz; Type: SAM; Serial: TP-1224
Measurement SW: DASY4, V4.5 Build 19; Postprocessing SW: SEMCAD, V1.8 Build 145

Test Date: 2006-02-19; Ambient Temp: 22.0; Tissue Temp: 21.0

1.5cm from Body, PCS Ch.512, Ant Intenna, Standard Battery With BT ON

Area Scan (51x81x1): Measurement grid: dx=15mm, dy=15mm
Zoom Scan (5x5x7)/Cube 0: Measurement grid: dx=8mm, dy=8mm, dz=5mm
Power Drift = 0.049 dB
Peak SAR (extrapolated) = 0.337 W/kg
SAR(1 g) = 0.220 mW/g; SAR(10 g) = 0.133 mW/g

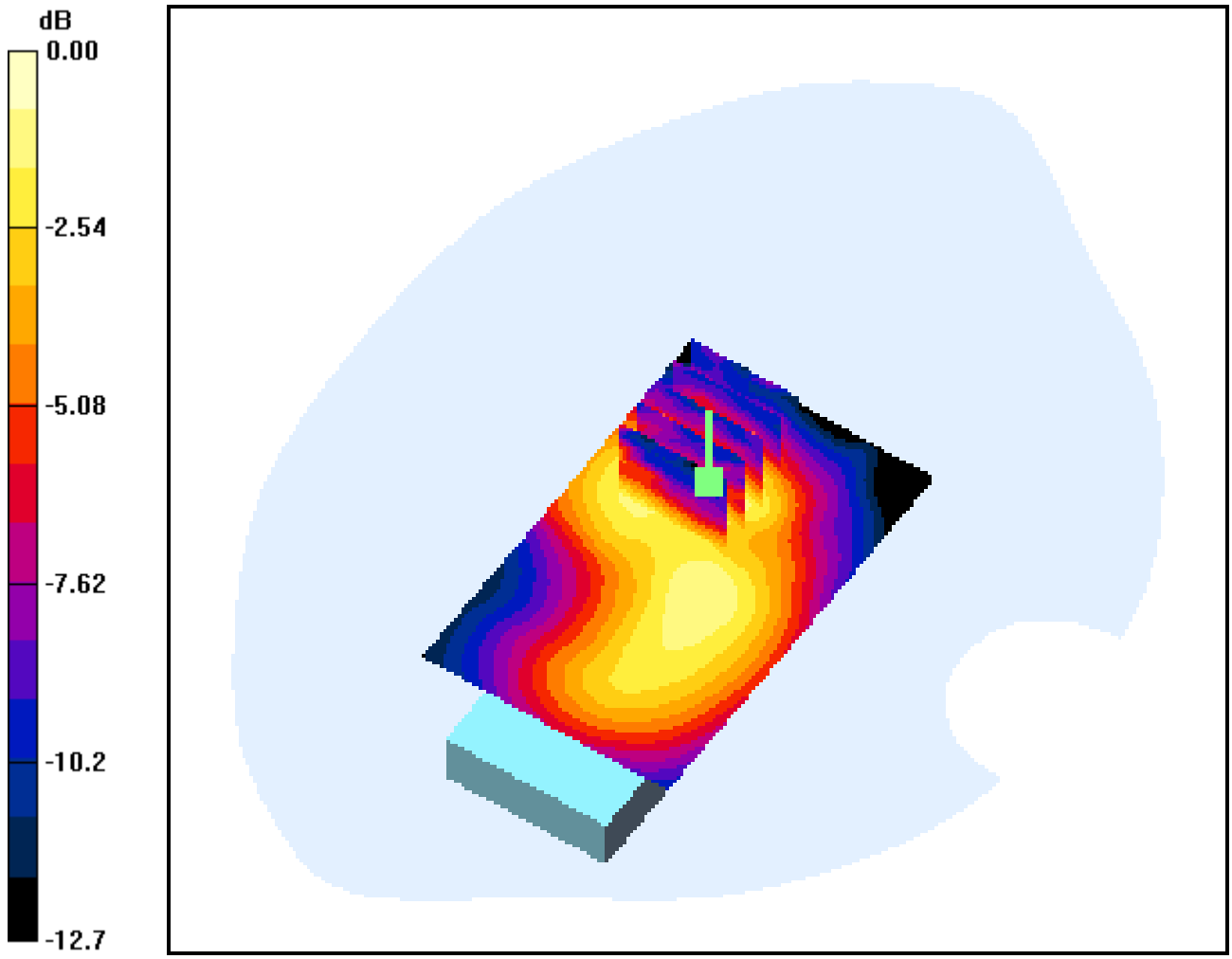

0 dB = 0.247mW/g