Project No.:	**E201510156977**	**Polarziation:**	**Vertical**
Standard:	**(RE)FCC PART 15 class B 3m**	**Power Source:**	**AC 120V/60Hz**
Test item:	**Radiation Test**	**Date:**	**2015-11-16**
Temp./Hum.(%RH):	**23.9/57%RH**	**Time:**	**19:02:17**
EUT:	**SPOT**	**Distance:**	**3m**
Model:	**iSC5**	**Test Result:**	**Pass**
Note:	**802.11n20 Mode 2412MHz**		
Test By:	**Brian Xiao**		

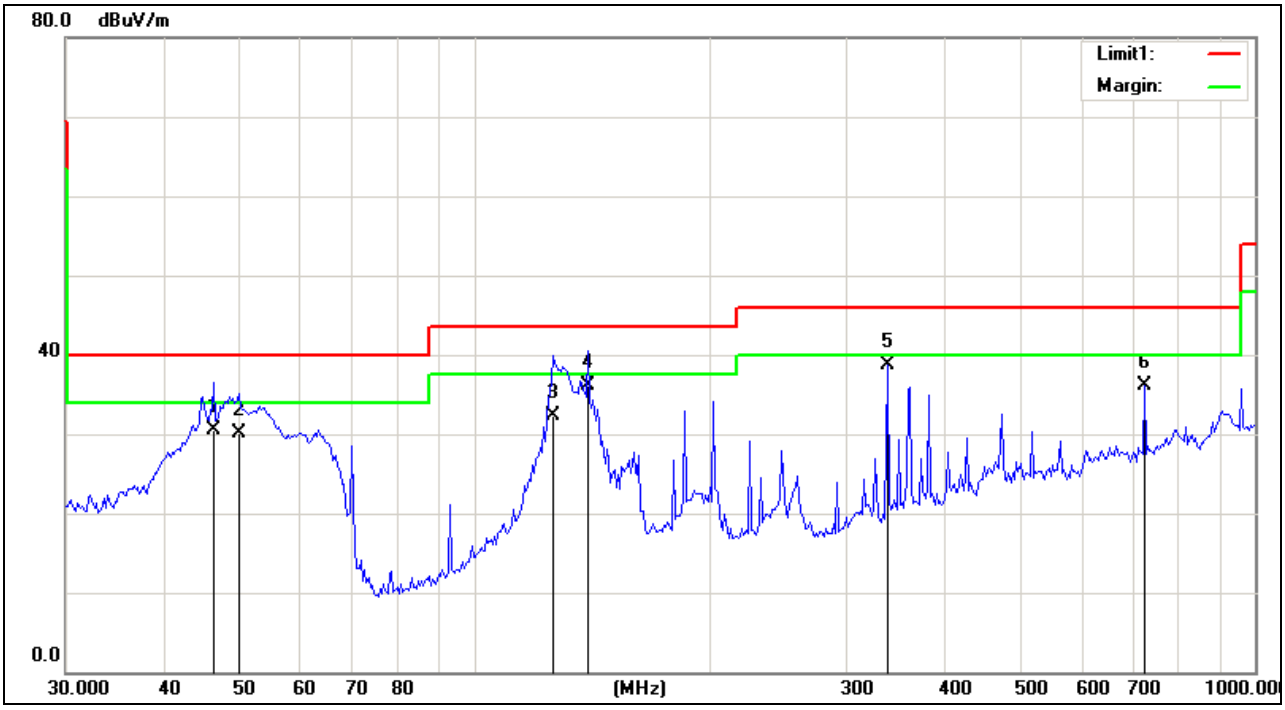

No.	Frequency (MHz)	Reading (dBuV/m)	Correct Factor(dB/m)	Result (dBuV/m)	Limit (dBuV/m)	Margin (dB)	Remark
1	46.5030	17.97	12.53	30.50	40.00	-9.50	QP
2	50.0274	18.96	11.14	30.10	40.00	-9.90	QP
3	126.4422	19.29	13.11	32.40	43.50	-11.10	QP
4	139.9011	23.56	12.54	36.10	43.50	-7.40	QP
5	338.0504	23.33	15.45	38.78	46.00	-7.22	peak
6	721.8557	13.97	22.15	36.12	46.00	-9.88	peak

Emission above 1GHz:

No.	Frequency (MHz)	Reading (dBuV/m)	Correct Factor(dB/m)	Result (dBuV/m)	Limit (dBuV/m)	Margin (dB)	Remark
1	12785.052	28.37	18.97	47.34	74.00	-26.66	peak
2	13671.818	28.17	19.56	47.73	74.00	-26.27	peak
3	14101.587	27.76	17.94	45.70	74.00	-28.30	peak
4	16891.884	29.00	17.72	46.72	74.00	-27.28	peak
5	18345.211	28.73	18.96	47.69	74.00	-26.31	peak
6	22317.917	28.62	21.58	50.20	74.00	-23.80	peak

Project No.:	**E201510156977**	**Polarziation:**	**Horizontal**
Standard:	**(RE)FCC PART 15 class B 3m**	**Power Source:**	**AC 120V/60Hz**
Test item:	**Radiation Test**	**Date:**	**2015-11-16**
Temp./Hum.(%RH):	**23.9/57%RH**	**Time:**	**19:14:57**
EUT:	**SPOT**	**Distance:**	**3m**
Model:	**iSC5**	**Test Result:**	**Pass**
Note:	**802.11n20 Mode 2412MHz**		
Test By:	**Brian Xiao**		

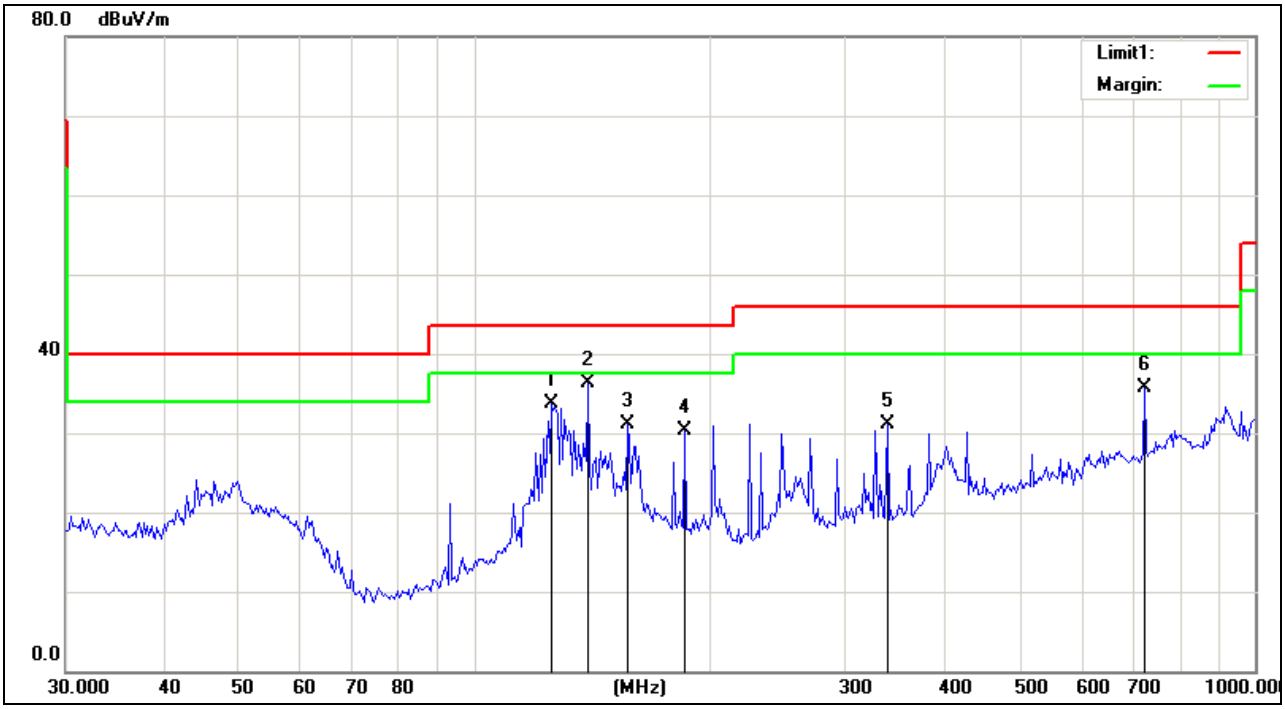

No.	Frequency (MHz)	Reading (dBuV/m)	Correct Factor(dB/m)	Result (dBuV/m)	Limit (dBuV/m)	Margin (dB)	Remark
1	125.7336	20.57	13.08	33.65	43.50	-9.85	peak
2	139.9011	23.81	12.54	36.35	43.50	-7.15	peak
3	157.4244	19.77	11.43	31.20	43.50	-12.30	peak
4	186.3319	19.69	10.71	30.40	43.50	-13.10	peak
5	338.0504	15.67	15.45	31.12	46.00	-14.88	peak
6	721.8557	13.54	22.15	35.69	46.00	-10.31	peak

Emission above 1GHz:

No.	Frequency (MHz)	Reading (dBuV/m)	Correct Factor(dB/m)	Result (dBuV/m)	Limit (dBuV/m)	Margin (dB)	Remark
1	13255.146	27.18	20.04	47.22	74.00	-26.78	peak
2	16546.911	27.75	18.15	45.90	74.00	-28.10	peak
3	18250.821	28.00	19.02	47.02	74.00	-26.98	peak
4	19019.746	29.24	18.55	47.79	74.00	-26.21	peak
5	23019.474	26.68	22.22	48.90	74.00	-25.10	peak
6	24743.403	26.56	23.80	50.36	74.00	-23.64	peak

Project No.:	**E201510156977**	**Polarziation:**	**Vertical**
Standard:	**(RE)FCC PART 15 class B 3m**	**Power Source:**	**AC 120V/60Hz**
Test item:	**Radiation Test**	**Date:**	**2015-11-16**
Temp./Hum.(%RH):	**23.9/57%RH**	**Time:**	**19:03:34**
EUT:	**SPOT**	**Distance:**	**3m**
Model:	**iSC5**	**Test Result:**	**Pass**
Note:	**802.11n20 Mode 2437MHz**		
Test By:	**Brian Xiao**		

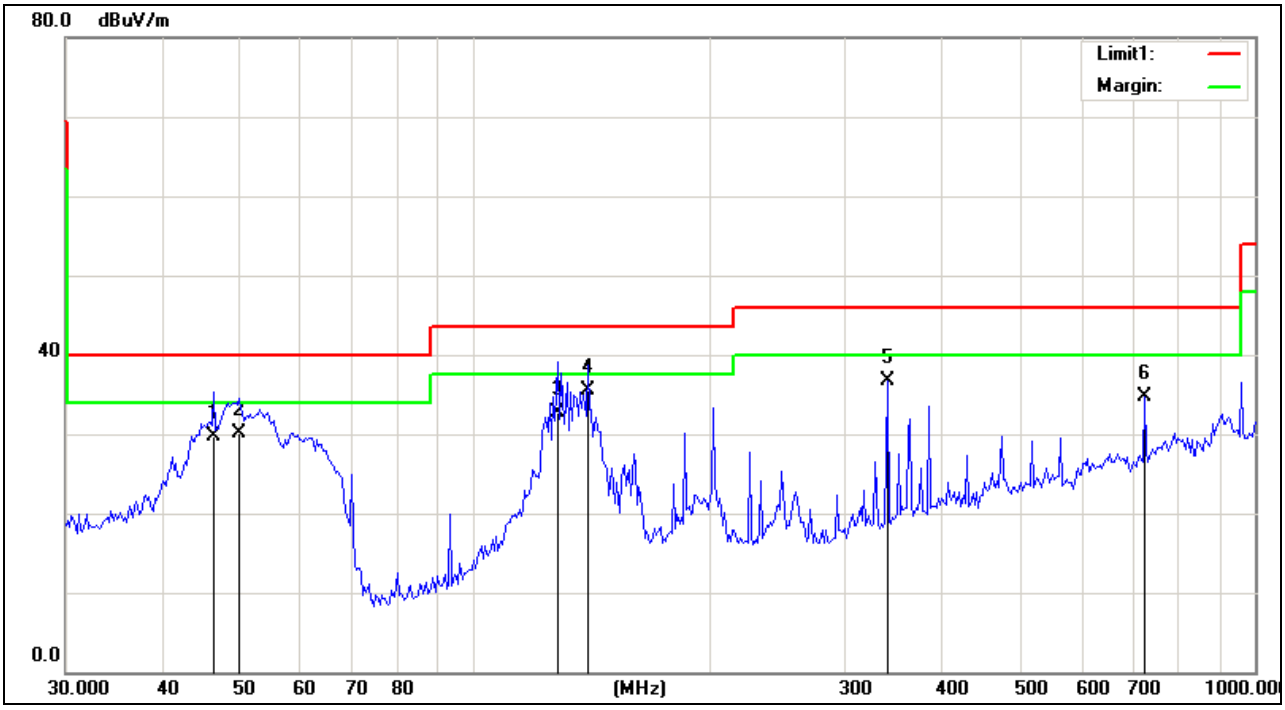

No.	Frequency (MHz)	Reading (dBuV/m)	Correct Factor(dB/m)	Result (dBuV/m)	Limit (dBuV/m)	Margin (dB)	Remark
1	46.5030	17.17	12.53	29.70	40.00	-10.30	QP
2	50.0274	18.96	11.14	30.10	40.00	-9.90	QP
3	127.8713	19.55	13.15	32.70	43.50	-10.80	QP
4	139.9011	23.06	12.54	35.60	43.50	-7.90	QP
5	338.0504	21.19	15.45	36.64	46.00	-9.36	peak
6	721.8557	12.61	22.15	34.76	46.00	-11.24	peak

Emission above 1GHz:

No.	Frequency (MHz)	Reading (dBuV/m)	Correct Factor(dB/m)	Result (dBuV/m)	Limit (dBuV/m)	Margin (dB)	Remark
1	13392.606	27.70	20.19	47.89	74.00	-26.11	peak
2	16461.774	27.44	18.14	45.58	74.00	-28.42	peak
3	18345.211	28.84	18.96	47.80	74.00	-26.20	peak
4	21305.467	27.84	20.78	48.62	74.00	-25.38	peak
5	23499.388	26.16	22.70	48.86	74.00	-25.14	peak
6	24743.403	27.90	23.80	51.70	74.00	-22.30	peak

Project No.:	**E201510156977**	**Polarziation:**	**Horizontal**
Standard:	**(RE)FCC PART 15 class B 3m**	**Power Source:**	**AC 120V/60Hz**
Test item:	**Radiation Test**	**Date:**	**2015-11-16**
Temp./Hum.(%RH):	**23.9/57%RH**	**Time:**	**19:15:49**
EUT:	**SPOT**	**Distance:**	**3m**
Model:	**iSC5**	**Test Result:**	**Pass**
Note:	**802.11n20 Mode 2437MHz**		
Test By:	**Brian Xiao**		

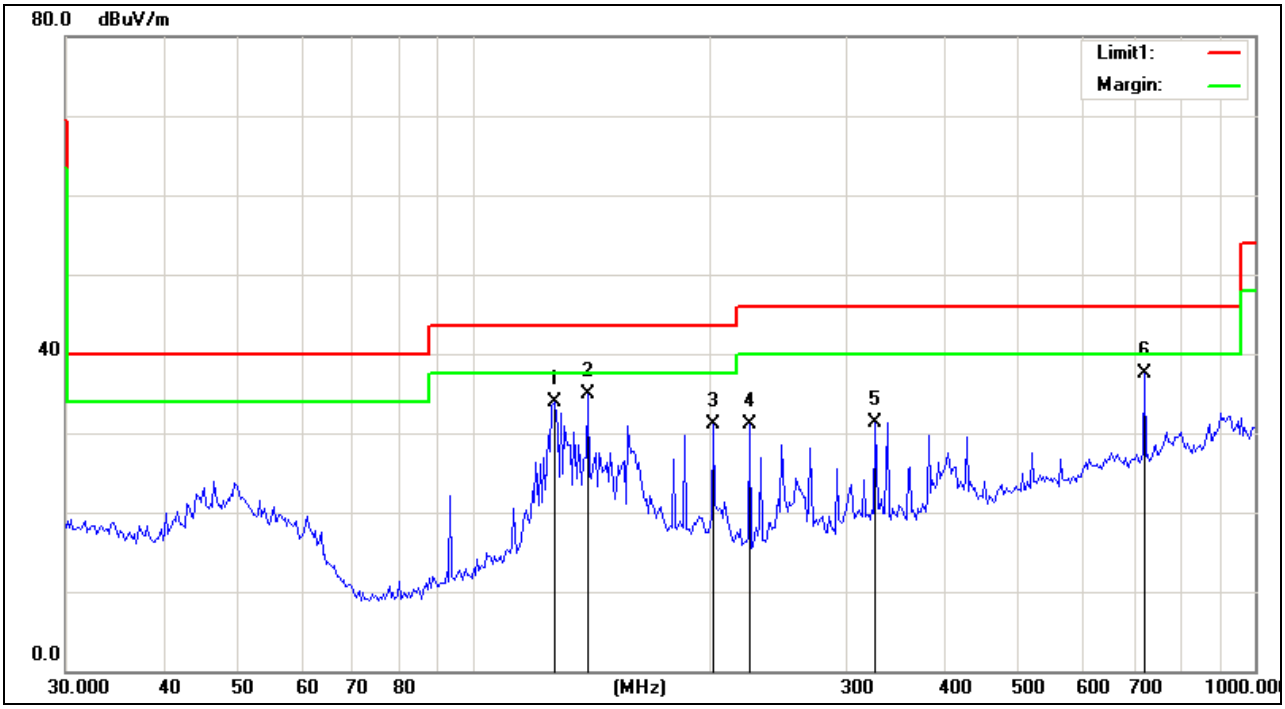

No.	Frequency (MHz)	Reading (dBuV/m)	Correct Factor(dB/m)	Result (dBuV/m)	Limit (dBuV/m)	Margin (dB)	Remark
1	127.1547	20.76	13.12	33.88	43.50	-9.62	peak
2	139.9011	22.43	12.54	34.97	43.50	-8.53	peak
3	202.7192	19.52	11.66	31.18	43.50	-12.32	peak
4	225.5613	18.12	12.89	31.01	46.00	-14.99	peak
5	326.8424	15.93	15.38	31.31	46.00	-14.69	peak
6	721.8557	15.26	22.15	37.41	46.00	-8.59	peak

Emission above 1GHz:

No.	Frequency (MHz)	Reading (dBuV/m)	Correct Factor(dB/m)	Result (dBuV/m)	Limit (dBuV/m)	Margin (dB)	Remark
1	12205.060	30.74	17.63	48.37	74.00	-25.63	peak
2	13392.606	27.33	20.19	47.52	74.00	-26.48	peak
3	14620.089	29.48	17.20	46.68	74.00	-27.32	peak
4	16377.076	28.46	17.99	46.45	74.00	-27.55	peak
5	18156.918	28.54	19.09	47.63	74.00	-26.37	peak
6	22203.088	28.02	21.48	49.50	74.00	-24.50	peak

Project No.:	**E201510156977**	**Polarziation:**	**Vertical**
Standard:	**(RE)FCC PART 15 class B 3m**	**Power Source:**	**AC 120V/60Hz**
Test item:	**Radiation Test**	**Date:**	**2015-11-16**
Temp./Hum.(%RH):	**23.9/57%RH**	**Time:**	**19:05:04**
EUT:	**SPOT**	**Distance:**	**3m**
Model:	**iSC5**	**Test Result:**	**Pass**
Note:	**802.11n20 Mode 2462MHz**		
Test By:	**Brian Xiao**		

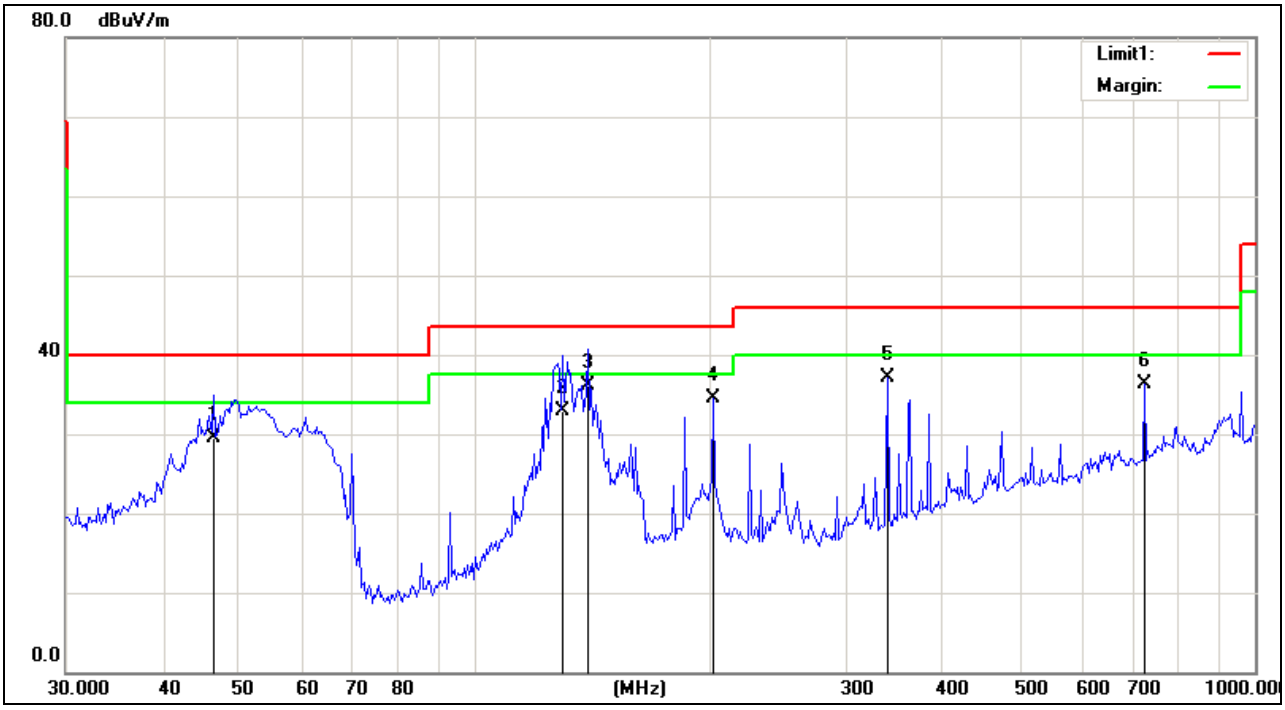

No.	Frequency (MHz)	Reading (dBuV/m)	Correct Factor(dB/m)	Result (dBuV/m)	Limit (dBuV/m)	Margin (dB)	Remark
1	46.5030	16.97	12.53	29.50	40.00	-10.50	QP
2	130.0453	19.70	13.20	32.90	43.50	-10.60	QP
3	139.9011	23.66	12.54	36.20	43.50	-7.30	QP
4	202.7192	22.77	11.66	34.43	43.50	-9.07	peak
5	338.0504	21.72	15.45	37.17	46.00	-8.83	peak
6	721.8557	14.14	22.15	36.29	46.00	-9.71	peak

Emission above 1GHz:

No.	Frequency (MHz)	Reading (dBuV/m)	Correct Factor(dB/m)	Result (dBuV/m)	Limit (dBuV/m)	Margin (dB)	Remark
1	11472.457	27.93	17.37	45.30	74.00	-28.70	peak
2	13392.606	27.32	20.19	47.51	74.00	-26.49	peak
3	16461.774	28.29	18.14	46.43	74.00	-27.57	peak
4	18535.456	28.30	18.84	47.14	74.00	-26.86	peak
5	22088.849	27.59	21.38	48.97	74.00	-25.03	peak
6	24113.374	26.87	23.29	50.16	74.00	-23.84	peak

Project No.:	**E201510156977**	**Polarziation:**	**Horizontal**
Standard:	**(RE)FCC PART 15 class B 3m**	**Power Source:**	**AC 120V/60Hz**
Test item:	**Radiation Test**	**Date:**	**2015-11-16**
Temp./Hum.(%RH):	**23.9/57%RH**	**Time:**	**19:16:39**
EUT:	**SPOT**	**Distance:**	**3m**
Model:	**iSC5**	**Test Result:**	**Pass**
Note:	**802.11n20 Mode 2462MHz**		
Test By:	**Brian Xiao**		

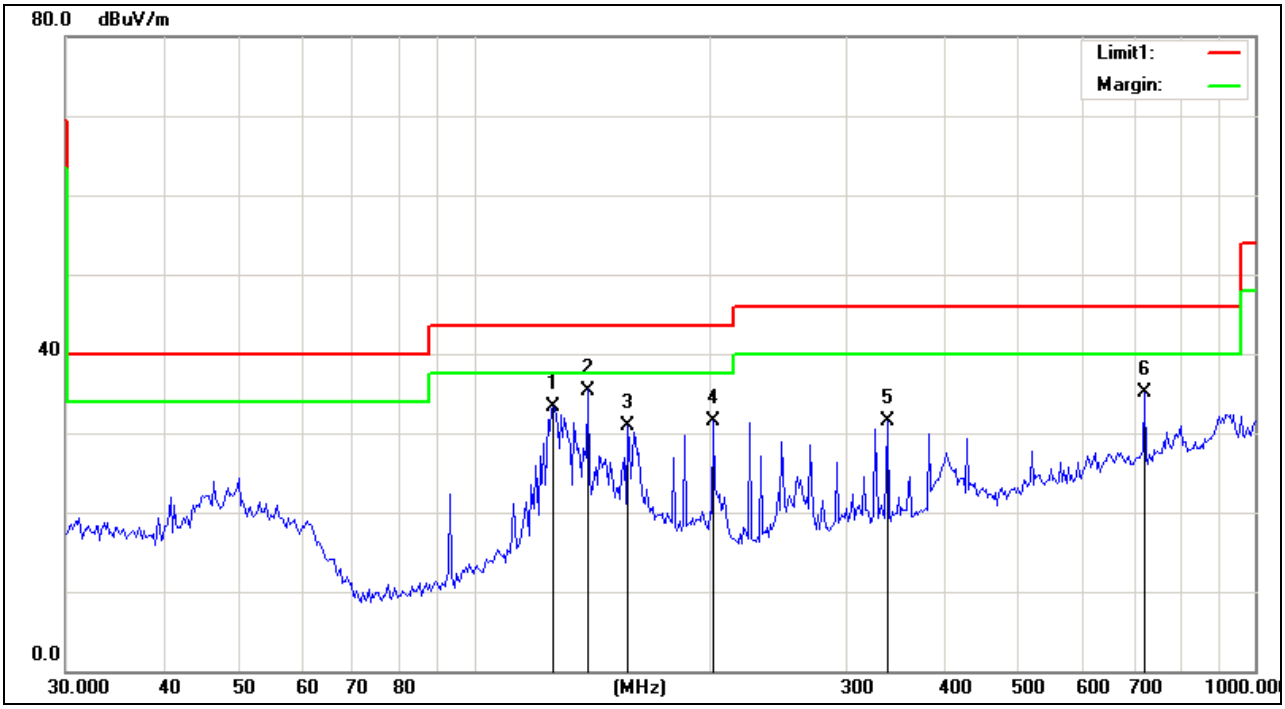

No.	Frequency (MHz)	Reading (dBuV/m)	Correct Factor(dB/m)	Result (dBuV/m)	Limit (dBuV/m)	Margin (dB)	Remark
1	126.4422	20.13	13.11	33.24	43.50	-10.26	peak
2	139.9011	22.86	12.54	35.40	43.50	-8.10	peak
3	157.4244	19.54	11.43	30.97	43.50	-12.53	peak
4	202.7192	19.93	11.66	31.59	43.50	-11.91	peak
5	338.0504	16.02	15.45	31.47	46.00	-14.53	peak
6	721.8557	12.88	22.15	35.03	46.00	-10.97	peak

Emission above 1GHz:

No.	Frequency (MHz)	Reading (dBuV/m)	Correct Factor(dB/m)	Result (dBuV/m)	Limit (dBuV/m)	Margin (dB)	Remark
1	11711.637	27.89	17.42	45.31	74.00	-28.69	peak
2	12984.444	27.31	19.71	47.02	74.00	-26.98	peak
3	16804.972	27.80	17.84	45.64	74.00	-28.36	peak
4	18345.211	28.38	18.96	47.34	74.00	-26.66	peak
5	22433.341	27.69	21.69	49.38	74.00	-24.62	peak
6	24238.084	27.85	23.39	51.24	74.00	-22.76	peak

Project No.:	**E201510156977**	**Polarziation:**	**Vertical**
Standard:	**(RE)FCC PART 15 class B 3m**	**Power Source:**	**AC 120V/60Hz**
Test item:	**Radiation Test**	**Date:**	**2015-11-16**
Temp./Hum.(%RH):	**23.9/57%RH**	**Time:**	**19:06:47**
EUT:	**SPOT**	**Distance:**	**3m**
Model:	**iSC5**	**Test Result:**	**Pass**
Note:	**802.11n40 Mode 2422MHz**		
Test By:	**Brian Xiao**		

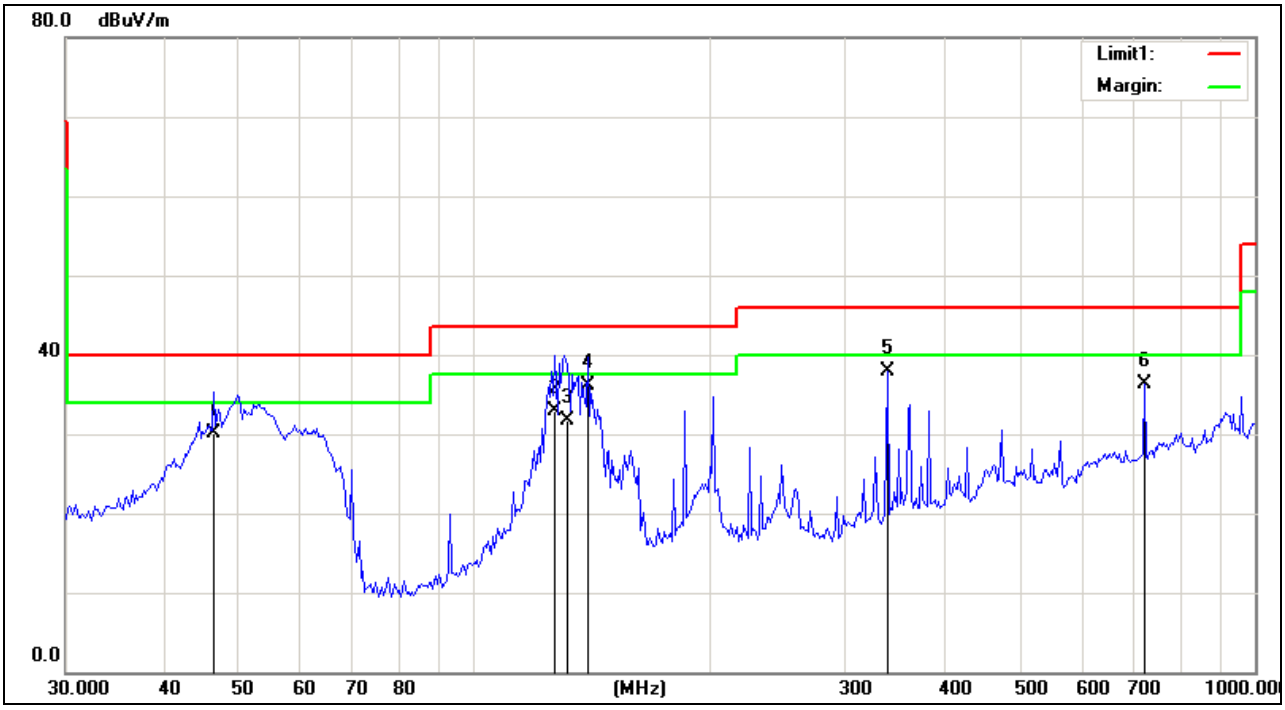

No.	Frequency (MHz)	Reading (dBuV/m)	Correct Factor(dB/m)	Result (dBuV/m)	Limit (dBuV/m)	Margin (dB)	Remark
1	46.5030	17.67	12.53	30.20	40.00	-9.80	QP
2	127.1547	19.78	13.12	32.90	43.50	-10.60	QP
3	131.5151	18.56	13.14	31.70	43.50	-11.80	QP
4	139.9011	23.56	12.54	36.10	43.50	-7.40	QP
5	338.0504	22.39	15.45	37.84	46.00	-8.16	peak
6	721.8557	14.08	22.15	36.23	46.00	-9.77	peak

Emission above 1GHz:

No.	Frequency (MHz)	Reading (dBuV/m)	Correct Factor(dB/m)	Result (dBuV/m)	Limit (dBuV/m)	Margin (dB)	Remark
1	10455.174	28.34	15.06	43.40	74.00	-30.60	peak
2	11591.430	27.94	17.40	45.34	74.00	-28.66	peak
3	13392.606	28.30	20.19	48.49	74.00	-25.51	peak
4	16718.508	28.49	17.93	46.42	74.00	-27.58	peak
5	18345.211	28.67	18.96	47.63	74.00	-26.37	peak
6	24238.084	27.12	23.39	50.51	74.00	-23.49	peak

Project No.:	**E201510156977**	**Polarziation:**	**Horizontal**
Standard:	**(RE)FCC PART 15 class B 3m**	**Power Source:**	**AC 120V/60Hz**
Test item:	**Radiation Test**	**Date:**	**2015-11-16**
Temp./Hum.(%RH):	**23.9/57%RH**	**Time:**	**19:13:41**
EUT:	**SPOT**	**Distance:**	**3m**
Model:	**iSC5**	**Test Result:**	**Pass**
Note:	**802.11n40 Mode 2422MHz**		
Test By:	**Brian Xiao**		

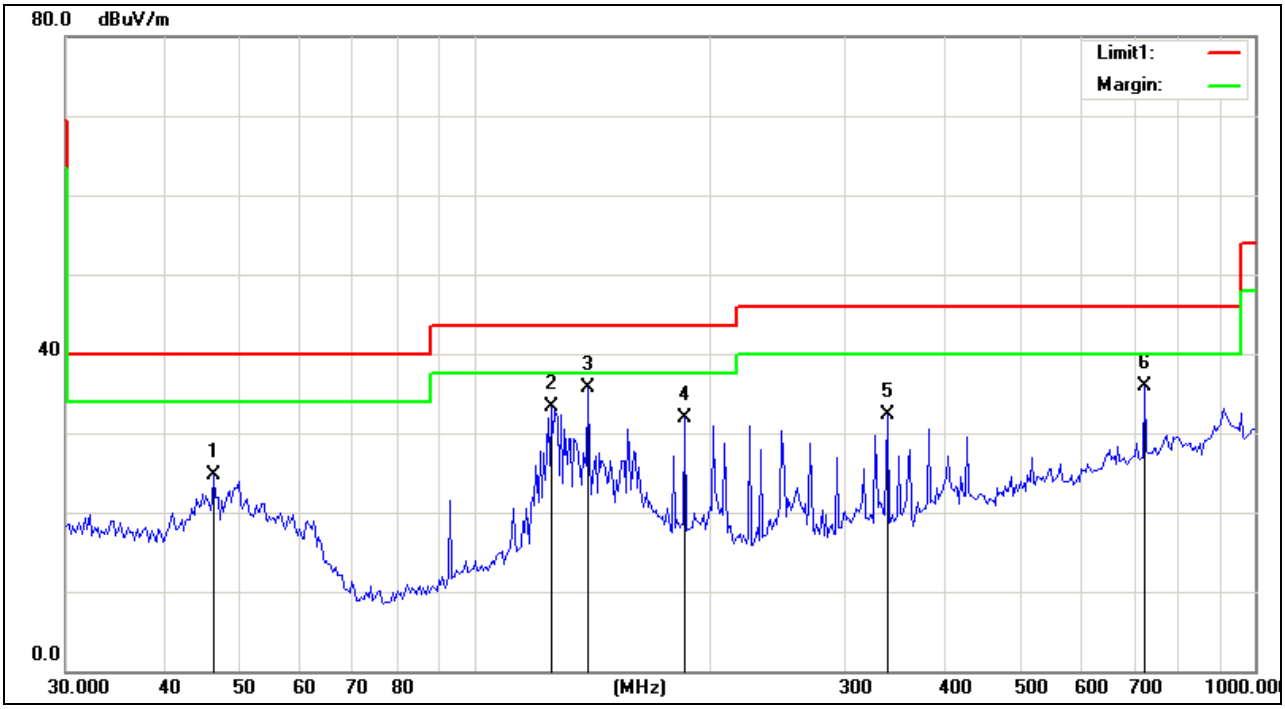

No.	Frequency (MHz)	Reading (dBuV/m)	Correct Factor(dB/m)	Result (dBuV/m)	Limit (dBuV/m)	Margin (dB)	Remark
1	46.5030	12.17	12.53	24.70	40.00	-15.30	peak
2	125.7336	20.30	13.08	33.38	43.50	-10.12	peak
3	139.9011	23.22	12.54	35.76	43.50	-7.74	peak
4	186.3319	21.10	10.71	31.81	43.50	-11.69	peak
5	338.0504	16.89	15.45	32.34	46.00	-13.66	peak
6	721.8557	13.74	22.15	35.89	46.00	-10.11	peak

Emission above 1GHz:

No.	Frequency (MHz)	Reading (dBuV/m)	Correct Factor(dB/m)	Result (dBuV/m)	Limit (dBuV/m)	Margin (dB)	Remark
1	13323.699	27.66	20.11	47.77	74.00	-26.23	peak
2	15634.131	28.07	17.58	45.65	74.00	-28.35	peak
3	16632.488	27.80	18.04	45.84	74.00	-28.16	peak
4	18440.088	28.45	18.90	47.35	74.00	-26.65	peak
5	21305.467	27.81	20.78	48.59	74.00	-25.41	peak
6	22433.341	27.21	21.69	48.90	74.00	-25.10	peak

Project No.:	**E201510156977**	**Polarziation:**	**Vertical**
Standard:	**(RE)FCC PART 15 class B 3m**	**Power Source:**	**AC 120V/60Hz**
Test item:	**Radiation Test**	**Date:**	**2015-11-16**
Temp./Hum.(%RH):	**23.9/57%RH**	**Time:**	**19:08:11**
EUT:	**SPOT**	**Distance:**	**3m**
Model:	**iSC5**	**Test Result:**	**Pass**
Note:	**802.11n40 Mode 2437MHz**		
Test By:	**Brian Xiao**		

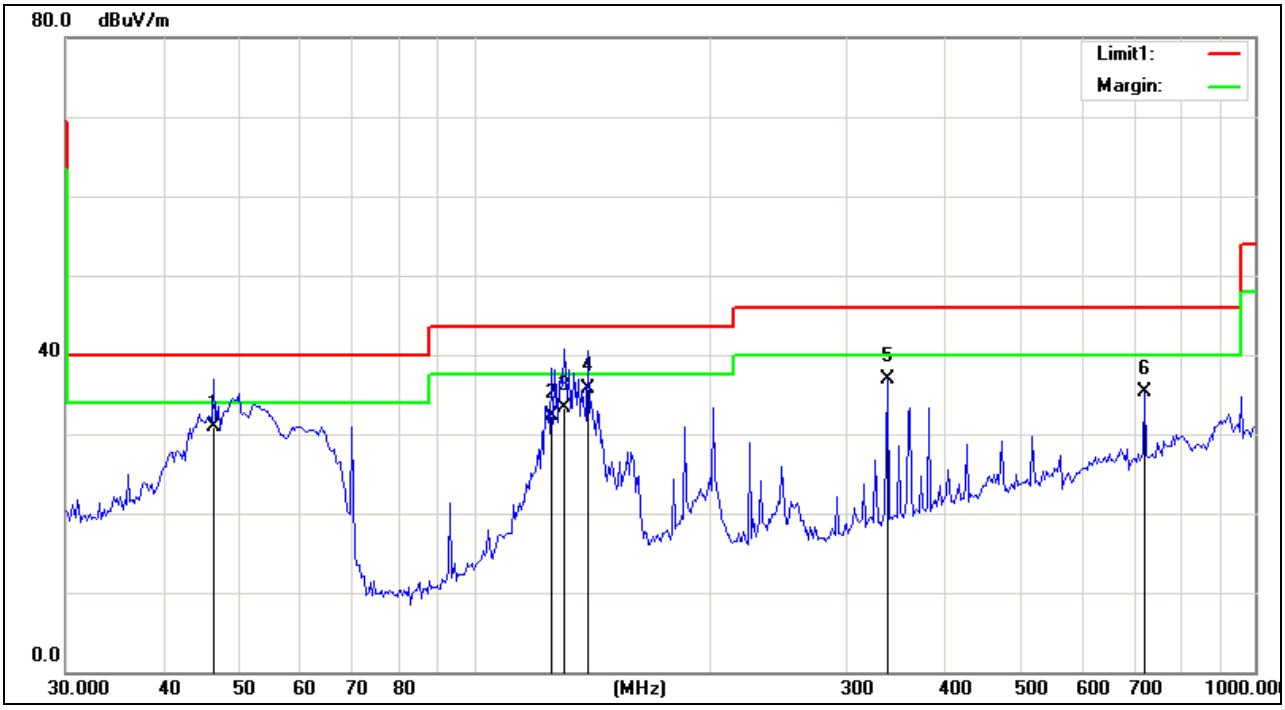

No.	Frequency (MHz)	Reading (dBuV/m)	Correct Factor(dB/m)	Result (dBuV/m)	Limit (dBuV/m)	Margin (dB)	Remark
1	46.5030	18.37	12.53	30.90	40.00	-9.10	QP
2	125.7336	19.32	13.08	32.40	43.50	-11.10	QP
3	130.7781	20.13	13.17	33.30	43.50	-10.20	QP
4	139.9011	23.26	12.54	35.80	43.50	-7.70	QP
5	338.0504	21.44	15.45	36.89	46.00	-9.11	peak
6	721.8557	13.06	22.15	35.21	46.00	-10.79	peak

Emission above 1GHz:

No.	Frequency (MHz)	Reading (dBuV/m)	Correct Factor(dB/m)	Result (dBuV/m)	Limit (dBuV/m)	Margin (dB)	Remark
1	11711.637	29.89	17.42	47.31	74.00	-26.69	peak
2	13255.146	27.78	20.04	47.82	74.00	-26.18	peak
3	14771.704	28.98	17.28	46.26	74.00	-27.74	peak
4	16546.911	28.56	18.15	46.71	74.00	-27.29	peak
5	18440.088	28.95	18.90	47.85	74.00	-26.15	peak
6	24113.374	27.79	23.29	51.08	74.00	-22.92	peak

Project No.:	**E201510156977**	**Polarziation:**	**Horizontal**
Standard:	**(RE)FCC PART 15 class B 3m**	**Power Source:**	**AC 120V/60Hz**
Test item:	**Radiation Test**	**Date:**	**2015-11-16**
Temp./Hum.(%RH):	**23.9/57%RH**	**Time:**	**19:13:01**
EUT:	**SPOT**	**Distance:**	**3m**
Model:	**iSC5**	**Test Result:**	**Pass**
Note:	**802.11n40 Mode 2437MHz**		
Test By:	**Brian Xiao**		

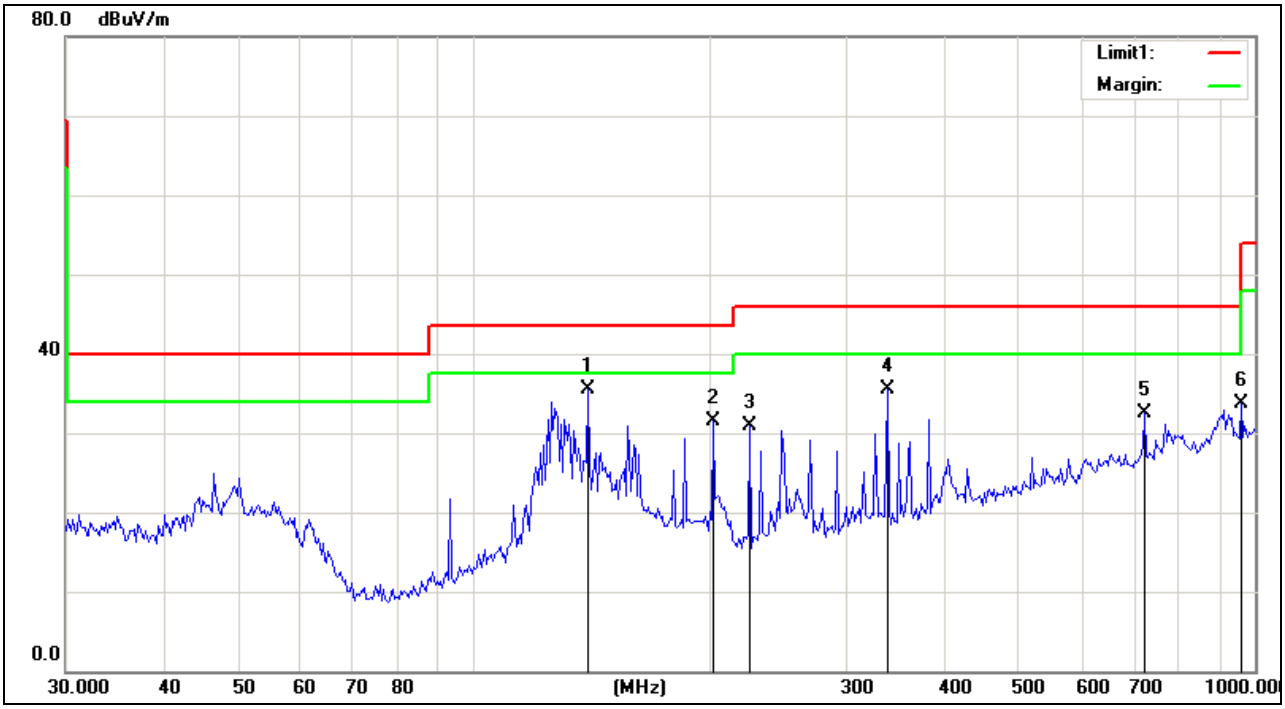

No.	Frequency (MHz)	Reading (dBuV/m)	Correct Factor(dB/m)	Result (dBuV/m)	Limit (dBuV/m)	Margin (dB)	Remark
1	139.9011	23.05	12.54	35.59	43.50	-7.91	peak
2	202.7192	19.81	11.66	31.47	43.50	-12.03	peak
3	225.5612	17.96	12.89	30.85	46.00	-15.15	peak
4	338.0504	20.05	15.45	35.50	46.00	-10.50	peak
5	721.8556	10.42	22.15	32.57	46.00	-13.43	peak
6	961.4271	8.77	24.86	33.63	54.00	-20.37	peak

Emission above 1GHz:

No.	Frequency (MHz)	Reading (dBuV/m)	Correct Factor(dB/m)	Result (dBuV/m)	Limit (dBuV/m)	Margin (dB)	Remark
1	11591.430	28.67	17.40	46.07	74.00	-27.93	peak
2	12851.174	28.12	19.21	47.33	74.00	-26.67	peak
3	16377.076	27.67	17.99	45.66	74.00	-28.34	peak
4	18250.821	28.50	19.02	47.52	74.00	-26.48	peak
5	22783.205	27.05	22.01	49.06	74.00	-24.94	peak
6	24238.084	27.27	23.39	50.66	74.00	-23.34	peak

Project No.:	**E201510156977**	**Polarziation:**	**Vertical**
Standard:	**(RE)FCC PART 15 class B 3m**	**Power Source:**	**AC 120V/60Hz**
Test item:	**Radiation Test**	**Date:**	**2015-11-16**
Temp./Hum.(%RH):	**23.9/57%RH**	**Time:**	**19:10:10**
EUT:	**SPOT**	**Distance:**	**3m**
Model:	**iSC5**	**Test Result:**	**Pass**
Note:	**802.11n40 Mode 2462MHz**		
Test By:	**Brian Xiao**		

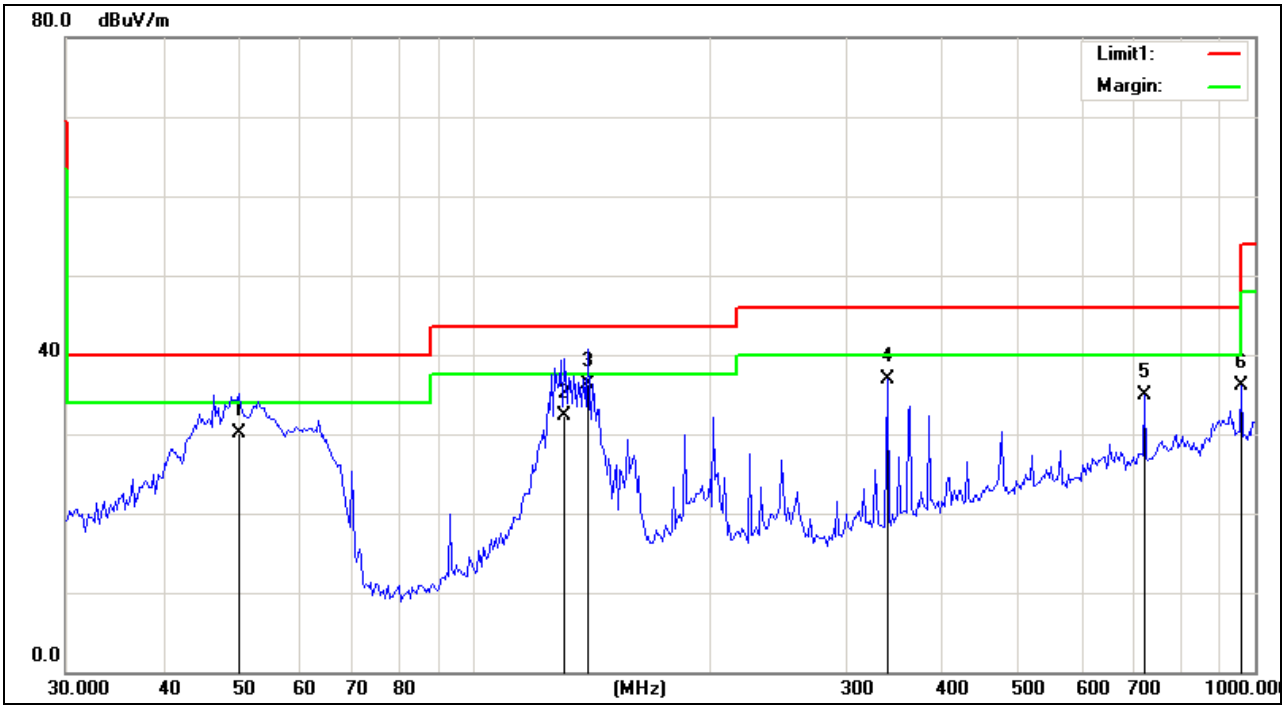

No.	Frequency (MHz)	Reading (dBuV/m)	Correct Factor(dB/m)	Result (dBuV/m)	Limit (dBuV/m)	Margin (dB)	Remark
1	50.0274	18.96	11.14	30.10	40.00	-9.90	QP
2	130.7781	19.23	13.17	32.40	43.50	-11.10	QP
3	139.9011	23.86	12.54	36.40	43.50	-7.10	QP
4	338.0504	21.52	15.45	36.97	46.00	-9.03	peak
5	721.8557	12.78	22.15	34.93	46.00	-11.07	peak
6	961.4272	11.19	24.86	36.05	54.00	-17.95	peak

Emission above 1GHz:

No.	Frequency (MHz)	Reading (dBuV/m)	Correct Factor(dB/m)	Result (dBuV/m)	Limit (dBuV/m)	Margin (dB)	Remark
1	10188.959	29.04	15.30	44.34	74.00	-29.66	peak
2	11591.430	28.11	17.40	45.51	74.00	-28.49	peak
3	13323.699	27.23	20.11	47.34	74.00	-26.66	peak
4	14848.100	29.10	17.33	46.43	74.00	-27.57	peak
5	18440.088	29.07	18.90	47.97	74.00	-26.03	peak
6	24113.374	27.20	23.29	50.49	74.00	-23.51	peak

Project No.:	**E201510156977**	**Polarziation:**	**Horizontal**
Standard:	**(RE)FCC PART 15 class B 3m**	**Power Source:**	**AC 120V/60Hz**
Test item:	**Radiation Test**	**Date:**	**2015-11-16**
Temp./Hum.(%RH):	**23.9/57%RH**	**Time:**	**19:11:45**
EUT:	**SPOT**	**Distance:**	**3m**
Model:	**iSC5**	**Test Result:**	**Pass**
Note:	**802.11n40 Mode 2462MHz**		
Test By:	**Brian Xiao**		

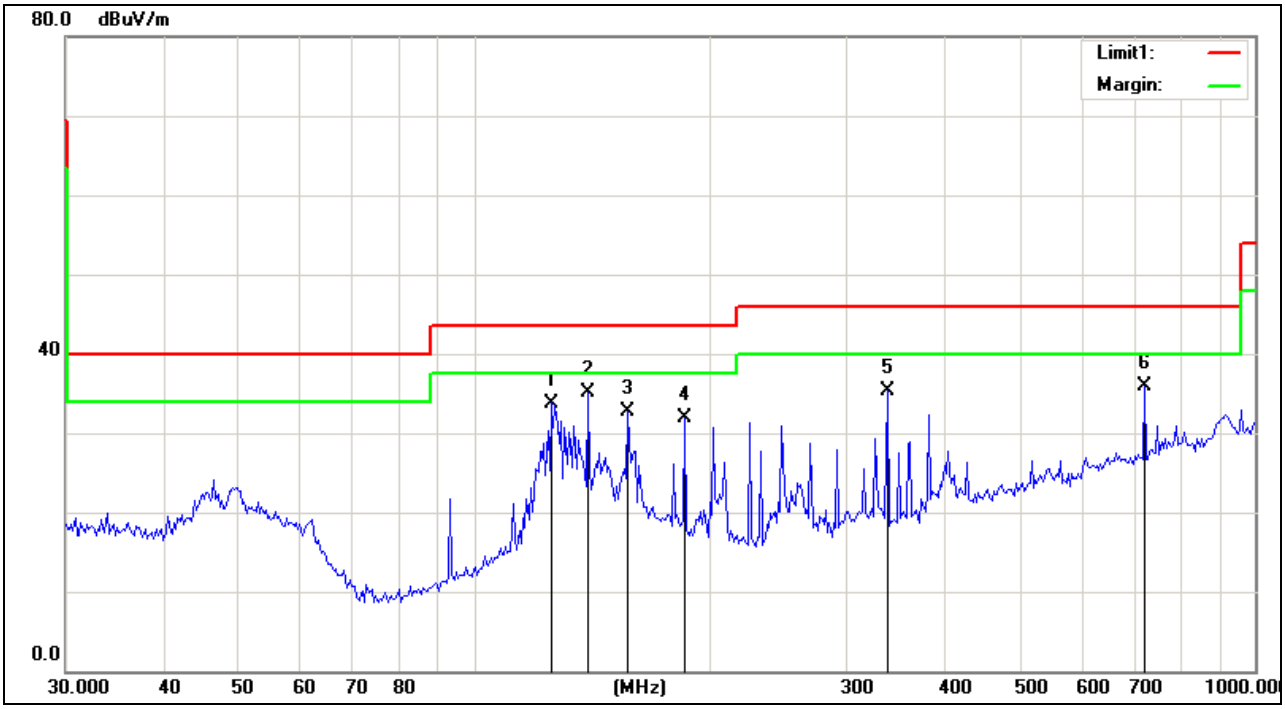

No.	Frequency (MHz)	Reading (dBuV/m)	Correct Factor(dB/m)	Result (dBuV/m)	Limit (dBuV/m)	Margin (dB)	Remark
1	125.7335	20.72	13.08	33.80	43.50	-9.70	peak
2	139.9011	22.59	12.54	35.13	43.50	-8.37	peak
3	157.4243	21.22	11.43	32.65	43.50	-10.85	peak
4	186.3318	21.14	10.71	31.85	43.50	-11.65	peak
5	338.0504	19.95	15.45	35.40	46.00	-10.60	peak
6	721.8556	13.71	22.15	35.86	46.00	-10.14	peak

Emission above 1GHz:

No.	Frequency (MHz)	Reading (dBuV/m)	Correct Factor(dB/m)	Result (dBuV/m)	Limit (dBuV/m)	Margin (dB)	Remark
1	11711.637	27.91	17.42	45.33	74.00	-28.67	peak
2	13392.606	27.60	20.19	47.79	74.00	-26.21	peak
3	15314.845	29.04	17.58	46.62	74.00	-27.38	peak
4	18440.088	28.62	18.90	47.52	74.00	-26.48	peak
5	22203.088	27.75	21.48	49.23	74.00	-24.77	peak
6	24871.371	27.49	23.89	51.38	74.00	-22.62	peak

Note: Below 30MHz, since the radiated emission of the EUT is too weak to be detected.

7. 6dB BANDWIDTH TESTING

7.1 LIMITS

Systems using digital modulation techniques may operate in the 902–928 MHz, 2400–2483.5 MHz, and 5725–5850 MHz bands. The minimum 6 dB bandwidth shall be at least 500 kHz.

7.2 TEST PROCEDURES

Test procedures follow ANSI C63.4:2013 and KDB 558074 D01 DTS Measurement Guidance v03r01.

1. Check the calibration of the measuring instrument using either an internal calibrator or a known signal from an external generator.
2. Position the EUT without connection to measurement instrument. Turn on the EUT and connect it to measurement instrument. Then set it to any one convenient frequency within its operating range. Set a reference level on the measuring instrument equal to the highest peak value.
3. Set resolution bandwidth (RBW) = 100kHz.Set the video bandwidth (VBW) ≥ 3 x RBW. Detector = Peak. Trace mode = max hold. Sweep = auto couple. Allow the trace to stabilize.
4. Measure the maximum width of the emission that is constrained by the frequencies associated with the two outermost amplitude points (upper and lower) that are attenuated by 6 dB relative to the maximum level measured in the fundamental emission. Compare the resultant bandwidth with the RBW setting of the analyzer.
5. Repeat above procedures until all frequencies measured were complete.

7.3 TEST SETUP

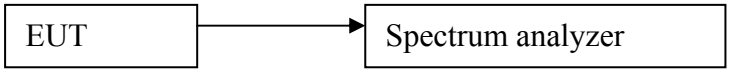

7.4 TEST RESULTS

Channel	Channel Frequency (MHz)	Data Rate (Mbps)	6dB Bandwidth (MHz)	Limit (kHz)
802.11b Mode				
Low Channel	2412	11	8.452	＞500
Middle Channel	2437	11	8.625	＞500
High Channel	2462	11	8.567	＞500

802.11b mode:

Channel 2412MHz

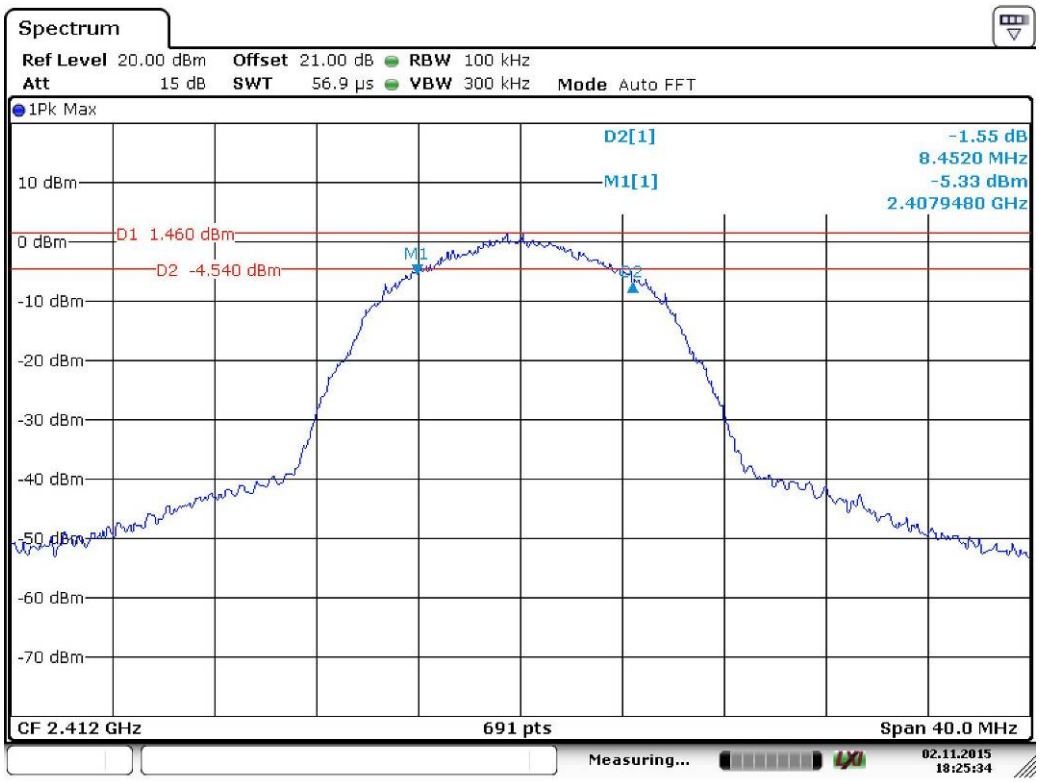

Date: 2.NOV.2015 18:25:33

Channel2437MHz

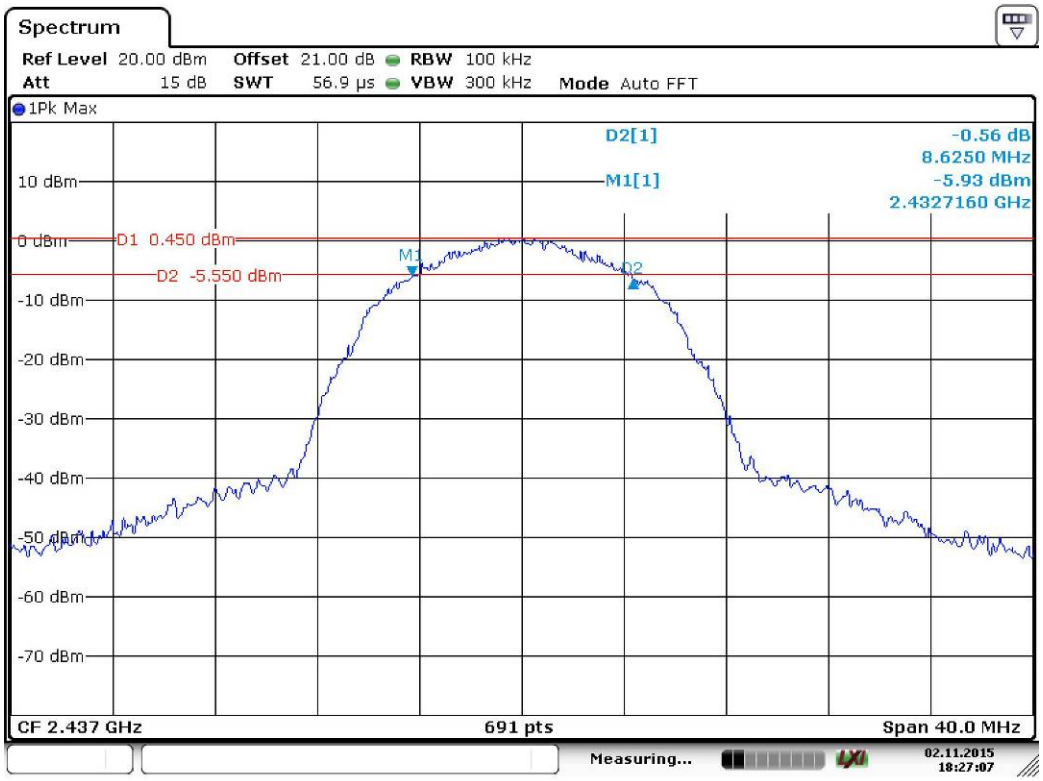

Date: 2.NOV.2015 18:27:07

Channel 2462MHz

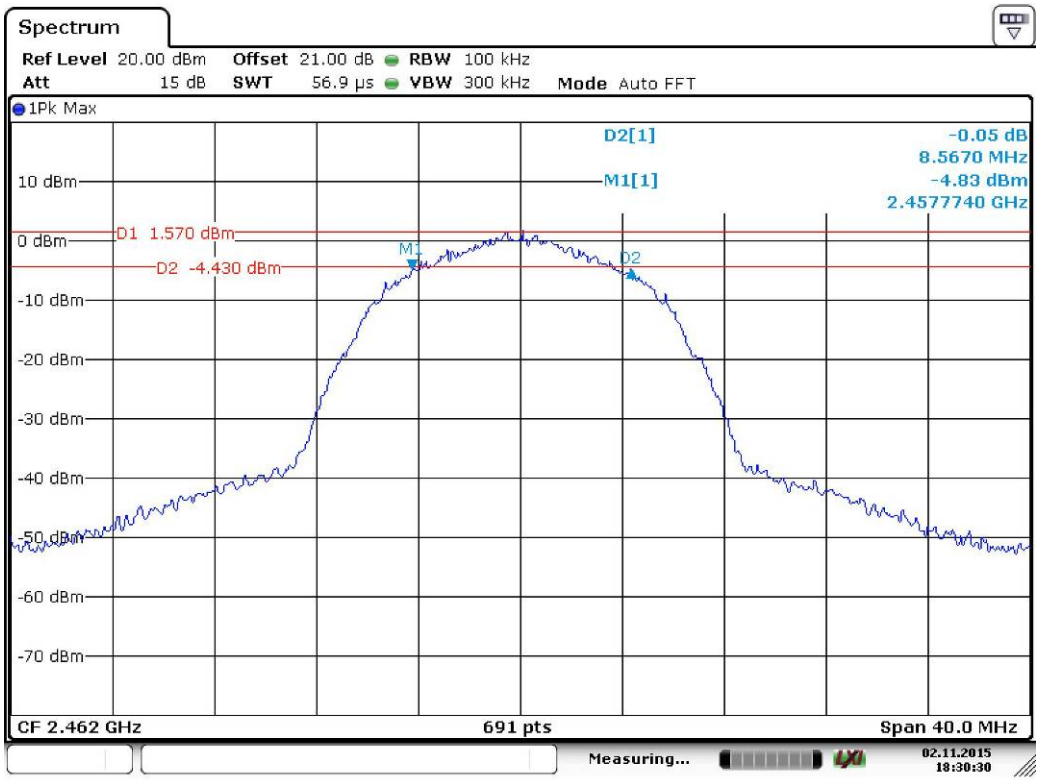

Date: 2.NOV.2015 18:30:30

Channel	Channel Frequency (MHz)	Data Rate (Mbps)	6dB Bandwidth (MHz)	Limit (kHz)
802.11g Mode				
Low Channel	2412	54	16.498	＞500
Middle Channel	2437	54	16.498	＞500
High Channel	2462	54	16.556	＞500

802.11g mode:

Channel 2412MHz

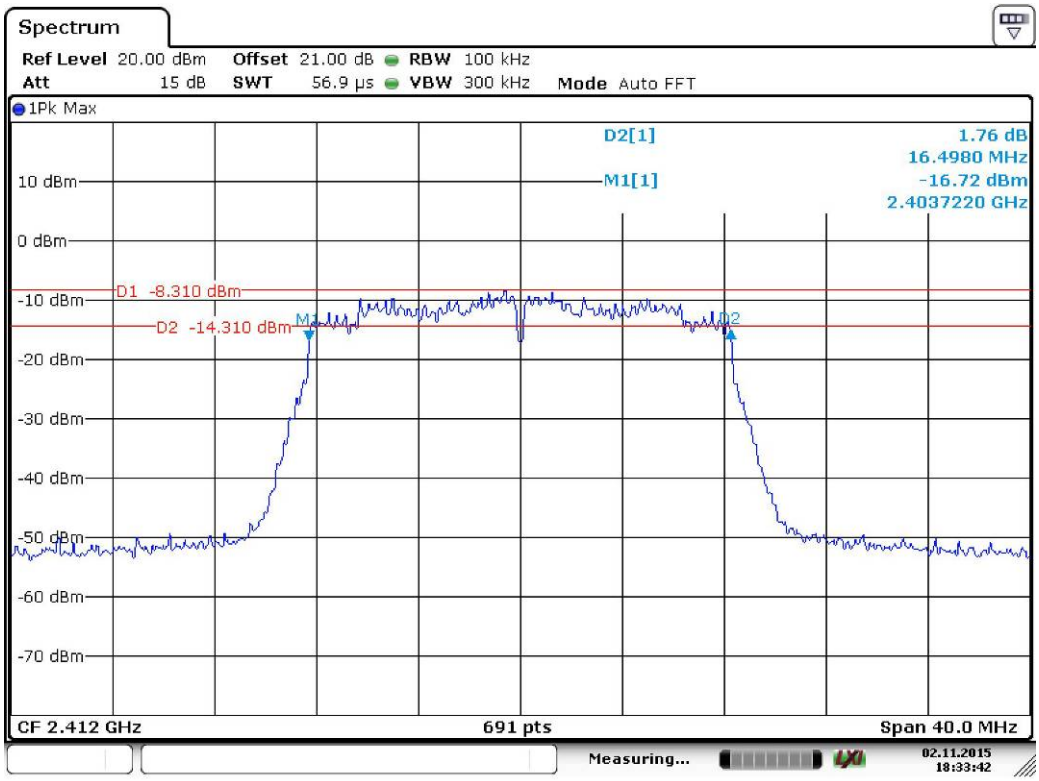

Date: 2.NOV.2015 18:33:43

Channel 2437MHz

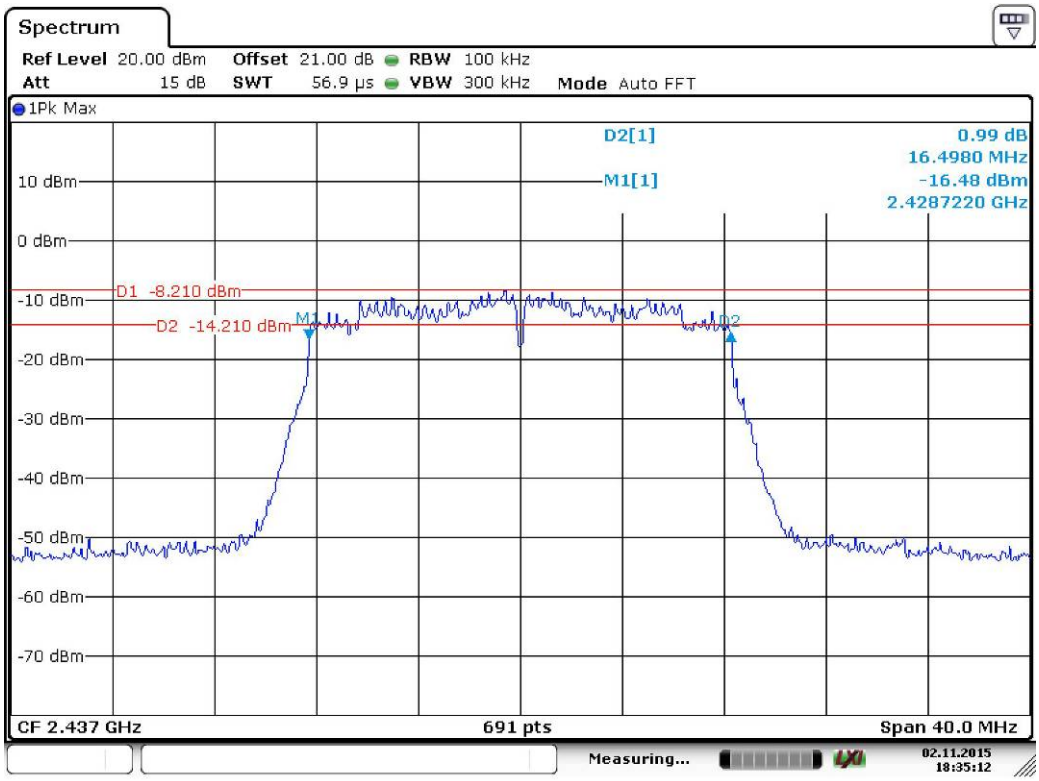

Date: 2.NOV.2015 18:35:12

Channel 2462MHz

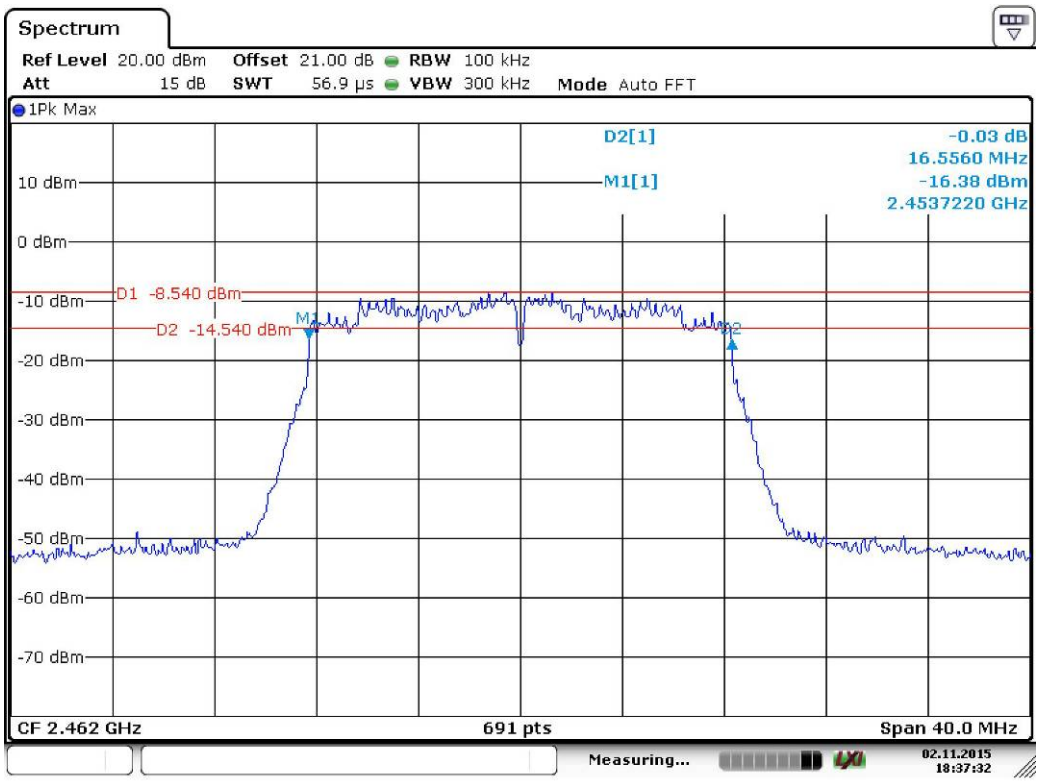

Date: 2.NOV.2015 18:37:32

Channel	Channel Frequency (MHz)	Data Rate (Mbps)	6dB Bandwidth (MHz)	Limit (kHz)
802.11n20 Mode				
Low Channel	2412	MCS7	17.713	＞500
Middle Channel	2437	MCS7	17.771	＞500
High Channel	2462	MCS7	17.713	＞500

802.11n20 mode:

Channel 2412MHz

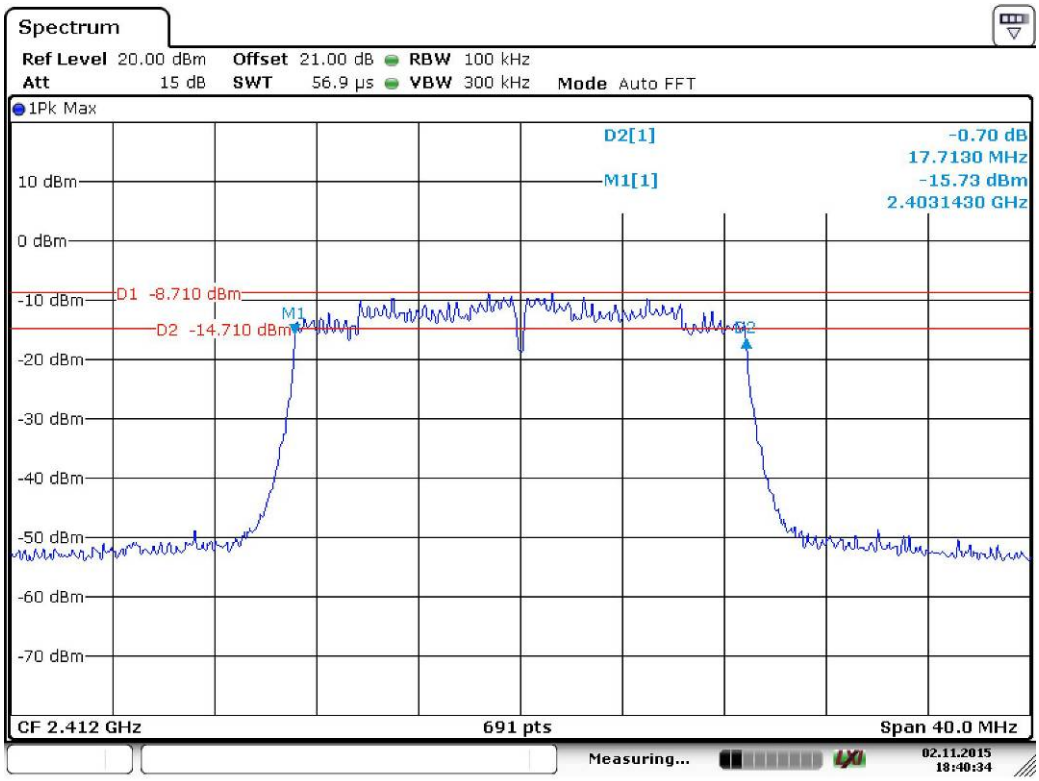

Date: 2.NOV.2015 18:40:34

Channel 2437MHz

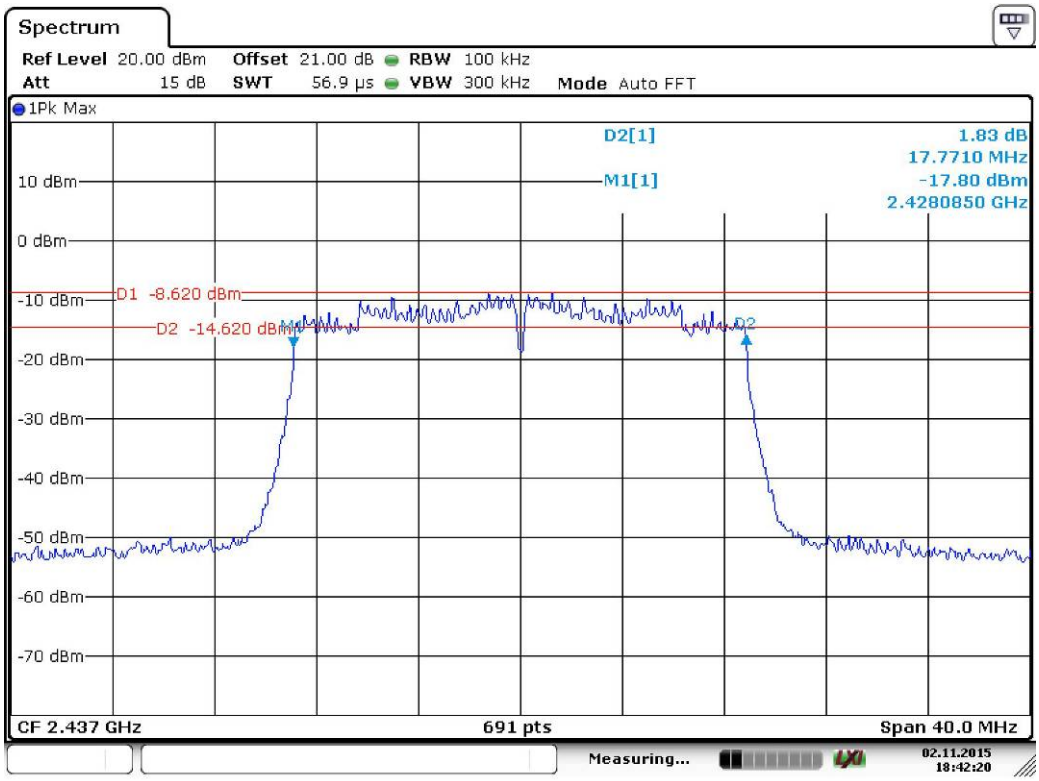

Date: 2.NOV.2015 18:42:20

Channel 2462MHz

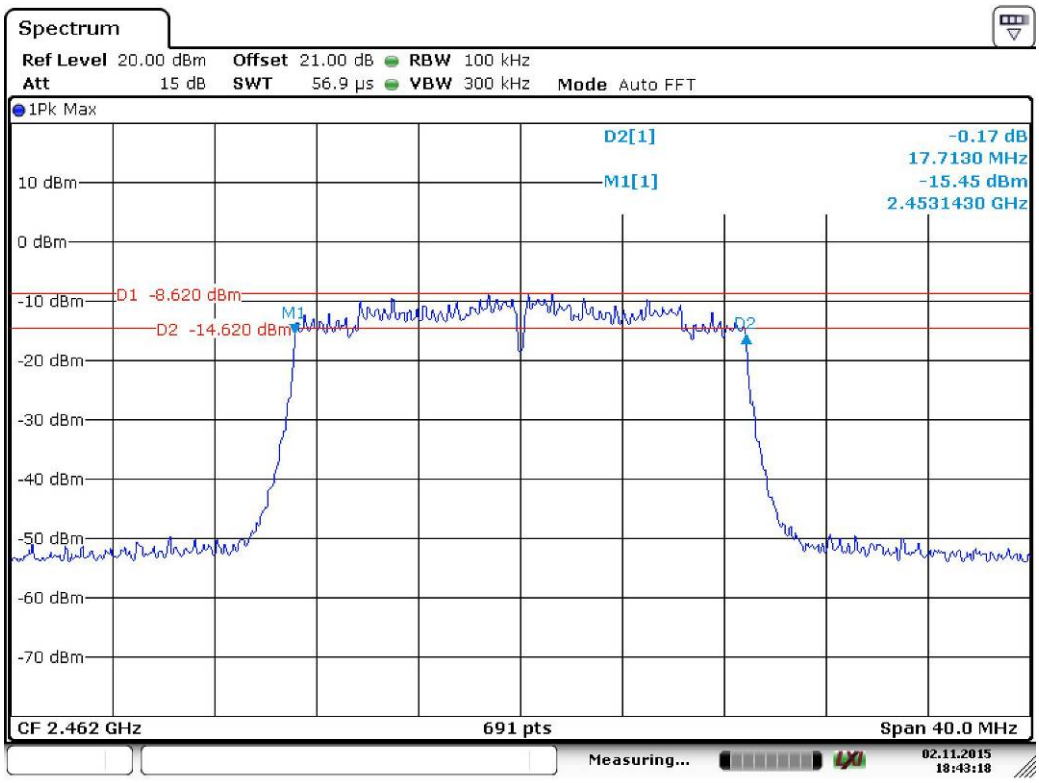

Date: 2.NOV.2015 18:43:18

Channel	Channel Frequency (MHz)	Data Rate (Mbps)	6dB Bandwidth (MHz)	Limit (kHz)
802.11n40 Mode				
Low Channel	2422	MCS15	36.47	＞500
Middle Channel	2437	MCS15	36.24	＞500
High Channel	2452	MCS15	36.24	＞500

802.11n40 mode:

Channel 2422MHz

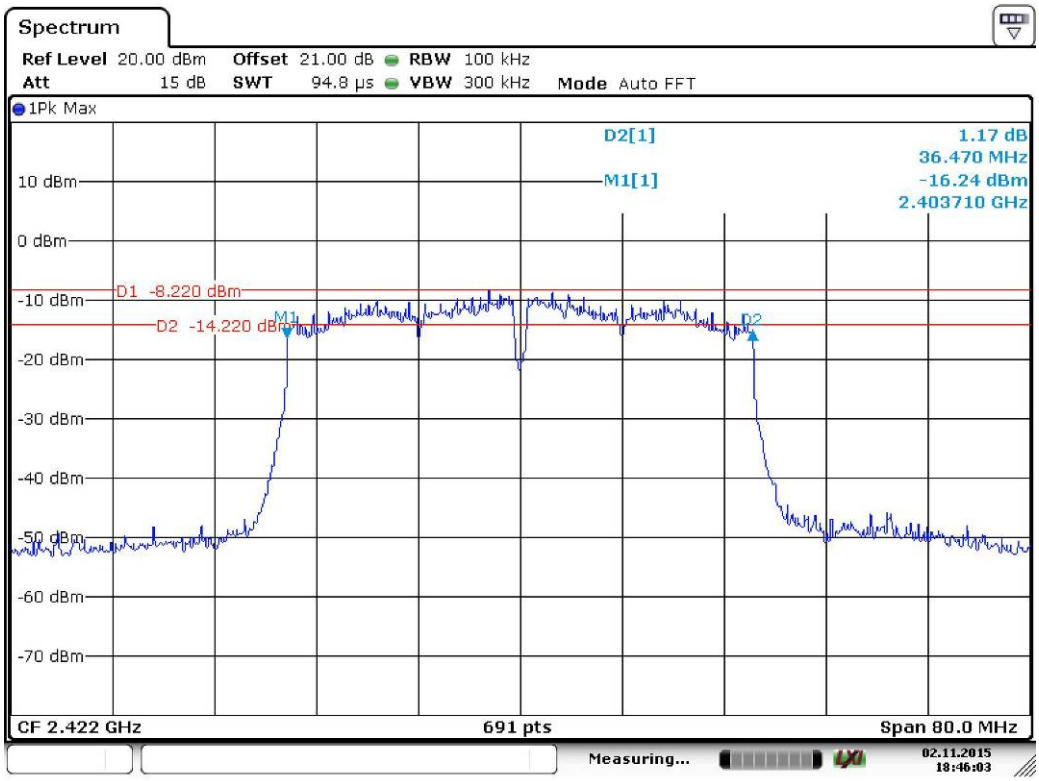

Date: 2.NOV.2015 18:46:03

Channel 2437MHz

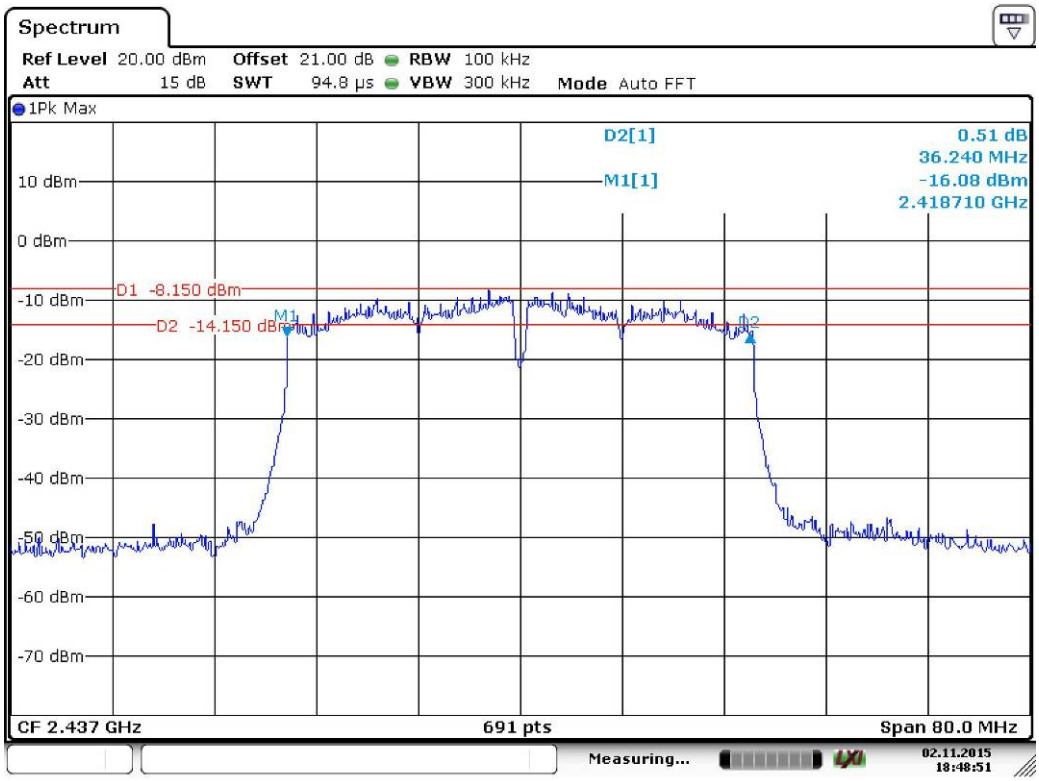

Date: 2.NOV.2015 18:48:51

Channel 2452MHz

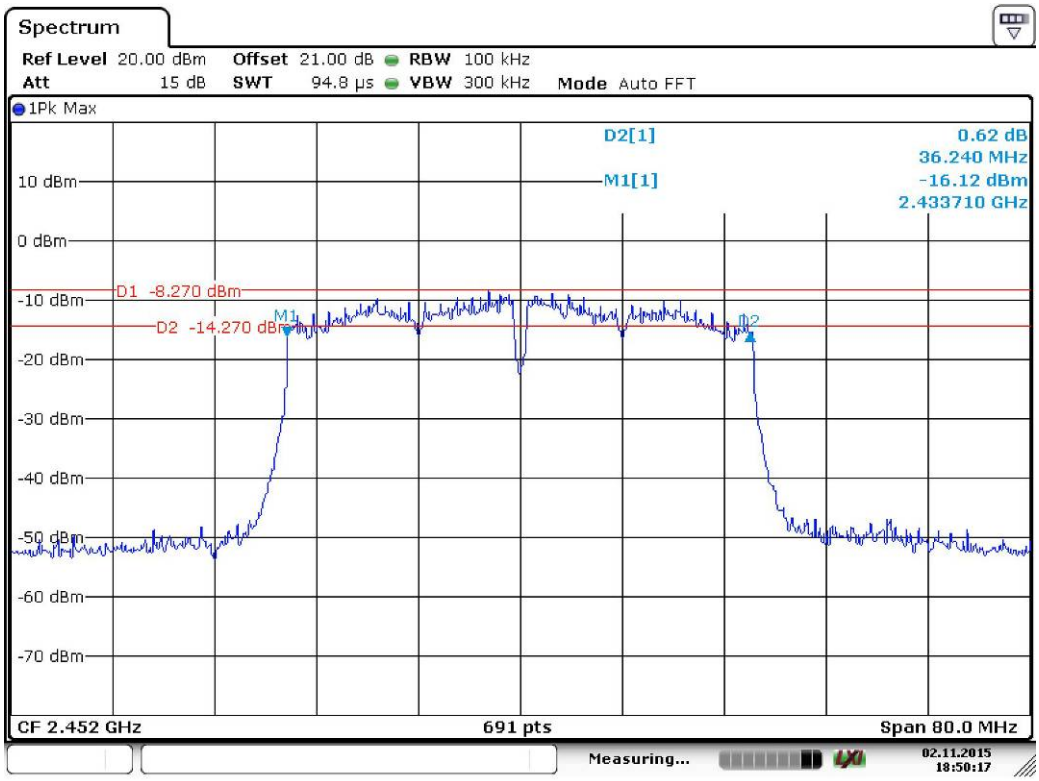

Date: 2.NOV.2015 18:50:17

8. MAXIMUM PEAK OUTPUT POWER

8.1 LIMITS

The maximum Peak output power measurement is 1W (30dBm).
Because the EUT antenna gain is 11dBi, it is greater than 6dBi. Follow 15.247(i) "Systems operating in the 2400– 2483.5 MHz band that are used exclusively for fixed, point-to-point operations may employ transmitting antennas with directional gain greater than 6 dBi provided the maximum peak output power of the intentional radiator is reduced by 1 dB for every 3 dB that the directional gain of the antenna exceeds 6 dBi." So the max peak output power limit is 28.33dBm

8.2 TEST PROCEDURES

Test procedures follow KDB 558074 D01 DTS Measurement Guidance v03r01.

1. Place the EUT on a bench and set it in transmitting mode.
2. Remove the antenna from the EUT and then connect a low loss RF cable from the antenna port to an EMI Test Receiver.
3. The spectrum analyzer resolution bandwidth that is ≤EBW. So we test the Maximum Conducted Output Power ——Integrated band power method.
4. Set the analyzer span⩾ 1.5 x DTS bandwidth. Set the RBW = 1 MHz. Set the VBW ≥ 3 MHz. Sweep time = auto couple. Detector = peak. Allow trace to fully stabilize.

8.3 TEST SETUP

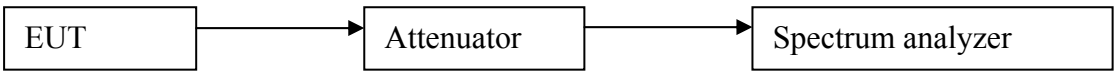

8.4 TEST RESULTS

802.11b Mode:

Channel No.	Frequency (MHz)	Mode	Data Rate	Measured Channel Power (dBm)	Limit	Result
1	2412	802.11b	1Mbps	17.01	30dBm	Pass
6	2437			17.11		Pass
11	2462			17.06		Pass
1	2412		11Mbps	17.12		Pass
6	2437			17.17		Pass
11	2462			17.09		Pass

802.11b mode: 11Mbps

Channel 2412MHz

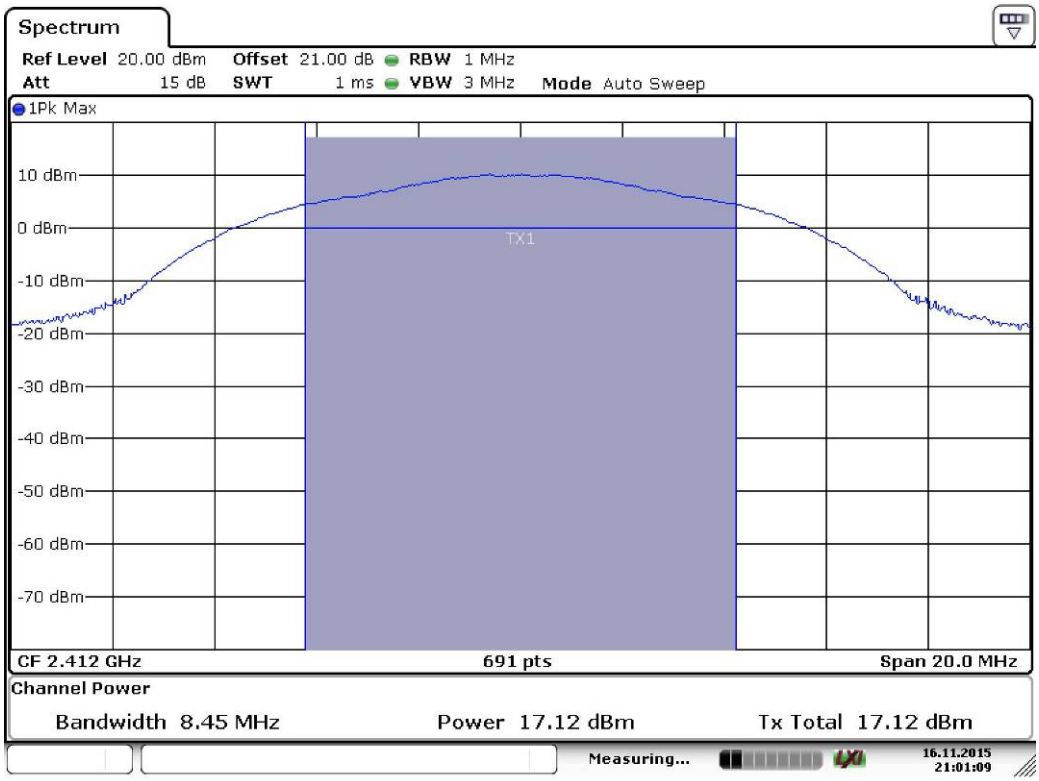

Date: 16.NOV.2015 21:01:10

Channel 2437MHz

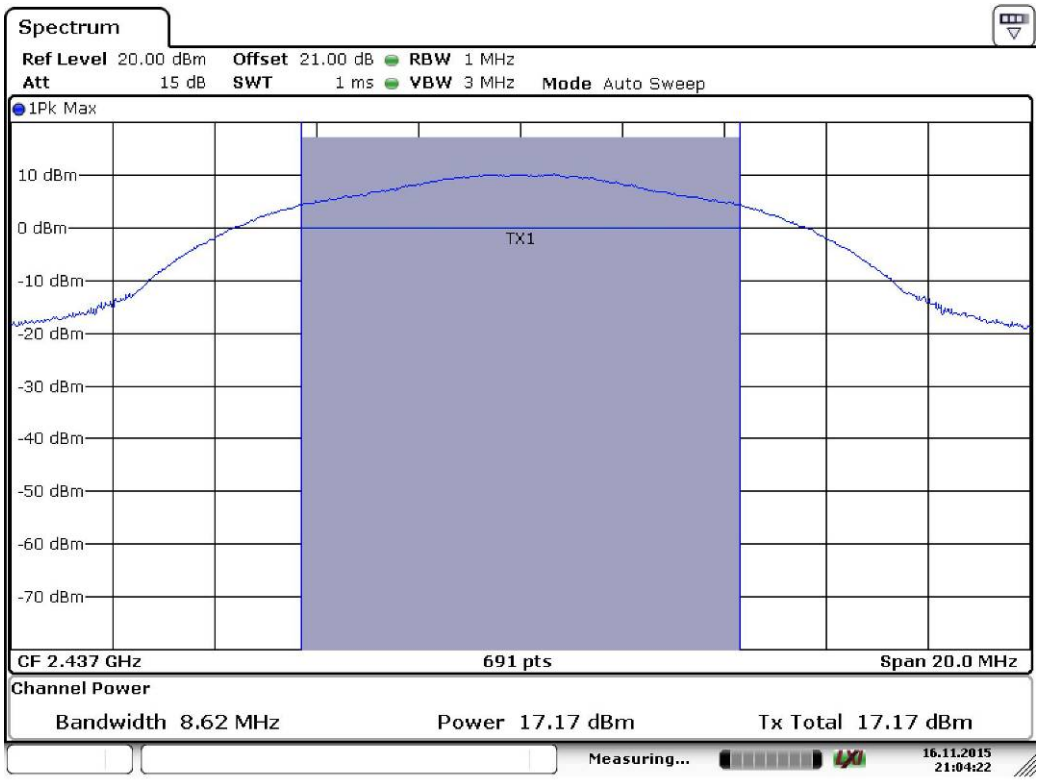

Date: 16.NOV.2015 21:04:22

Channel 2462MHz

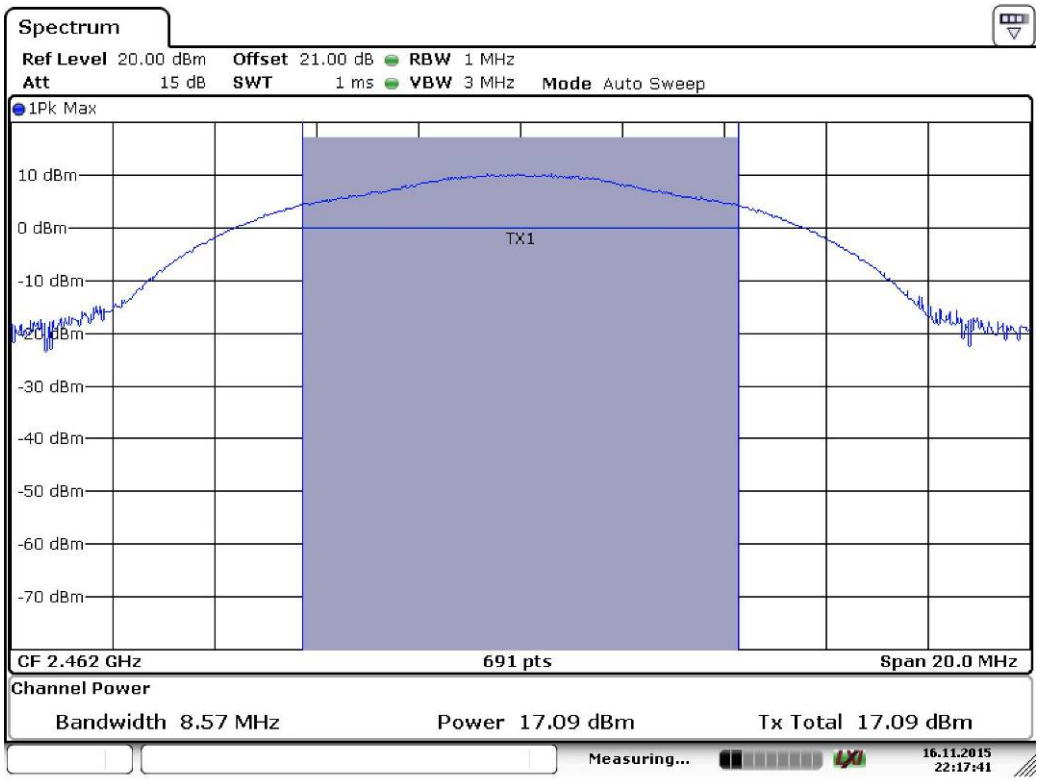

Date: 16.NOV.2015 22:17:41

802.11g Mode:

Channel No.	Frequency (MHz)	Mode	Data Rate	Measured Channel Power (dBm)	Limit	Result
1	2412	802.11g	6Mbps	15.33	30dBm	Pass
6	2437			15.31		Pass
11	2462			15.45		Pass
1	2412		54Mbps	15.45		Pass
6	2437			15.48		Pass
11	2462			15.52		Pass

802.11g mode: 54Mbps

Channel 2412MHz

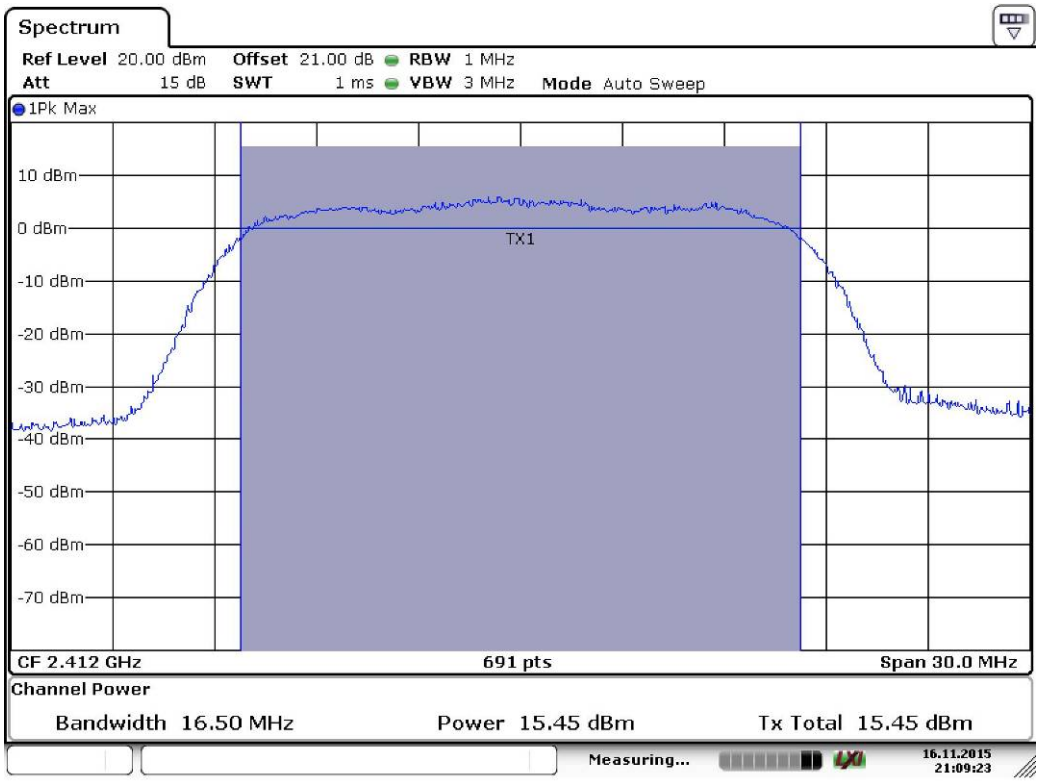

Date: 16.NOV.2015 21:09:23

Channel 2437MHz

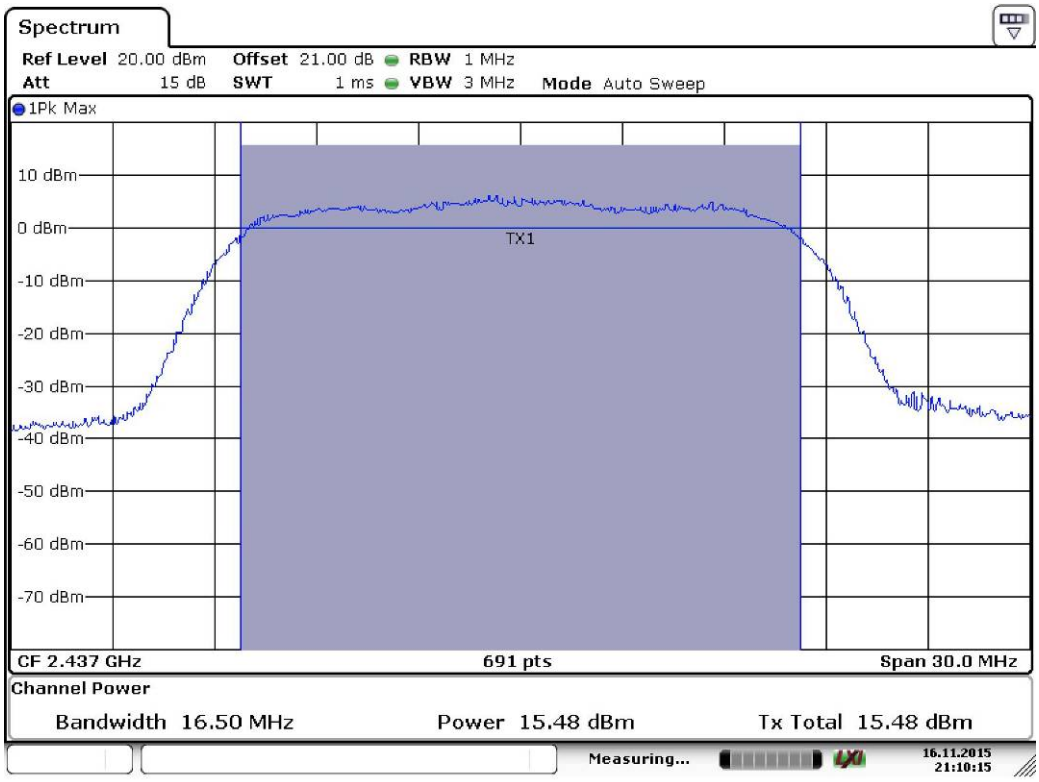

Date: 16.NOV.2015 21:10:15

Channel 2462MHz

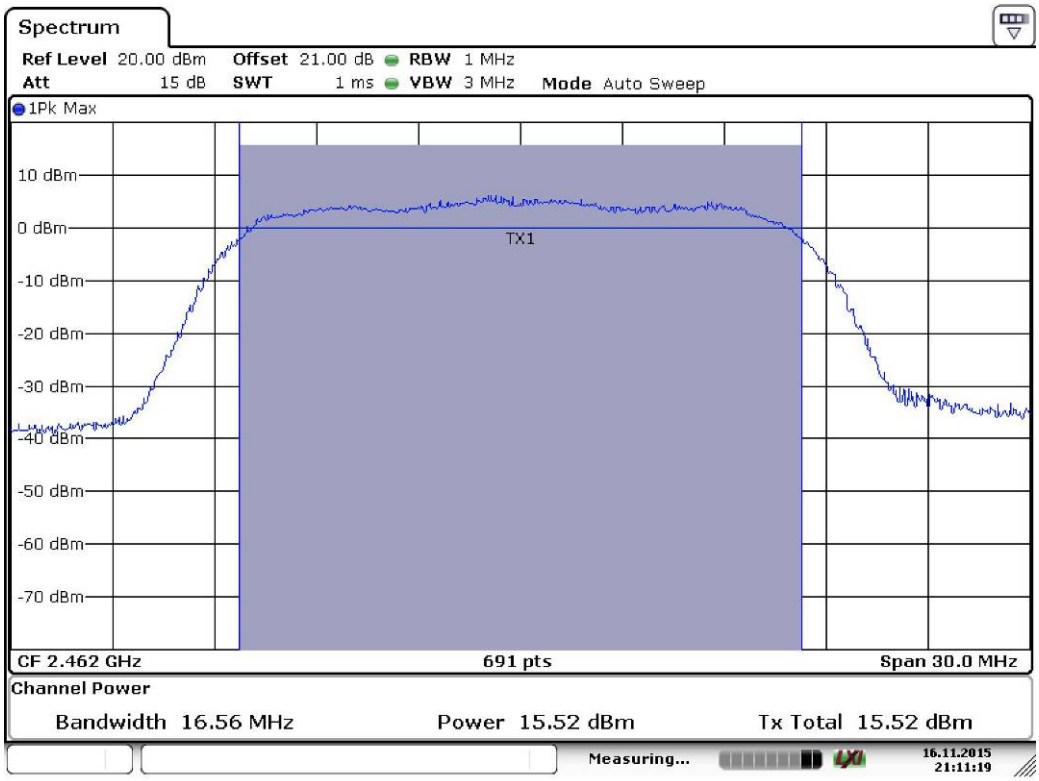

Date: 16.NOV.2015 21:11:19

802.11n20 Mode:

Channel No.	Frequency (MHz)	Mode	Data Rate	Measured Channel Power (dBm)	Limit	Result
1	2412	802.11n20	MCS1	14.97	30dBm	Pass
6	2437			15.11		Pass
11	2462			15.15		Pass
1	2412		MCS7	15.08		Pass
6	2437			15.16		Pass
11	2462			15.22		Pass

802.11n20 mode: MCS7
Channel 2412MHz

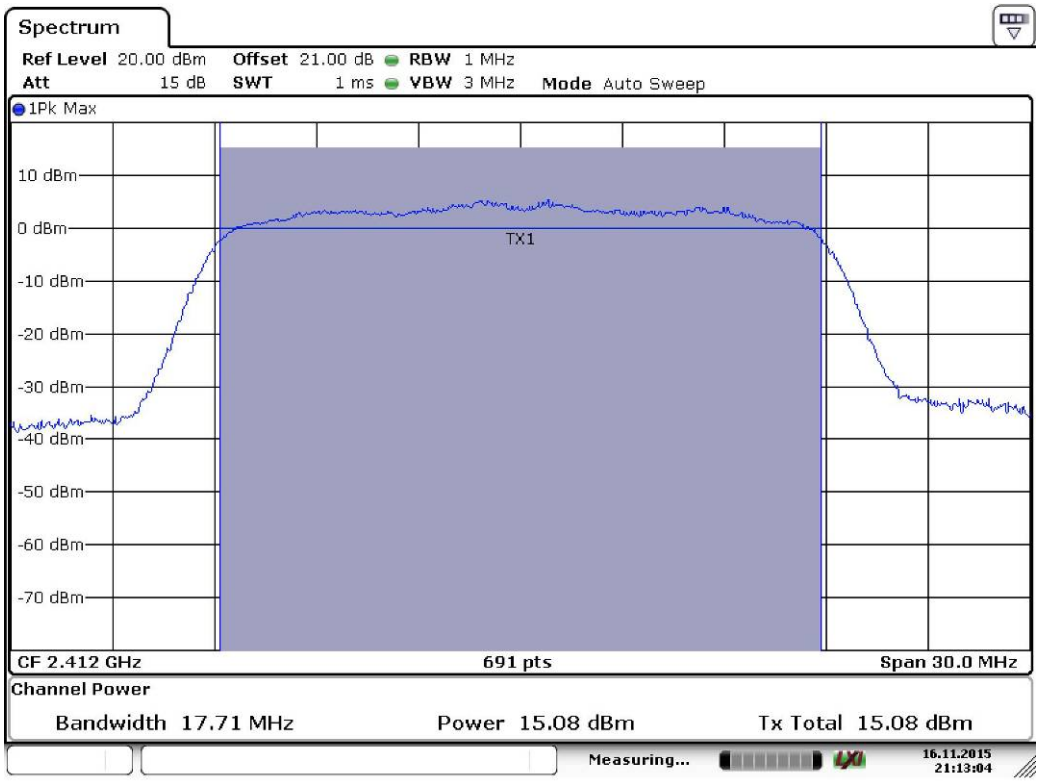

Date: 16.NOV.2015 21:13:05

Channel 2437MHz

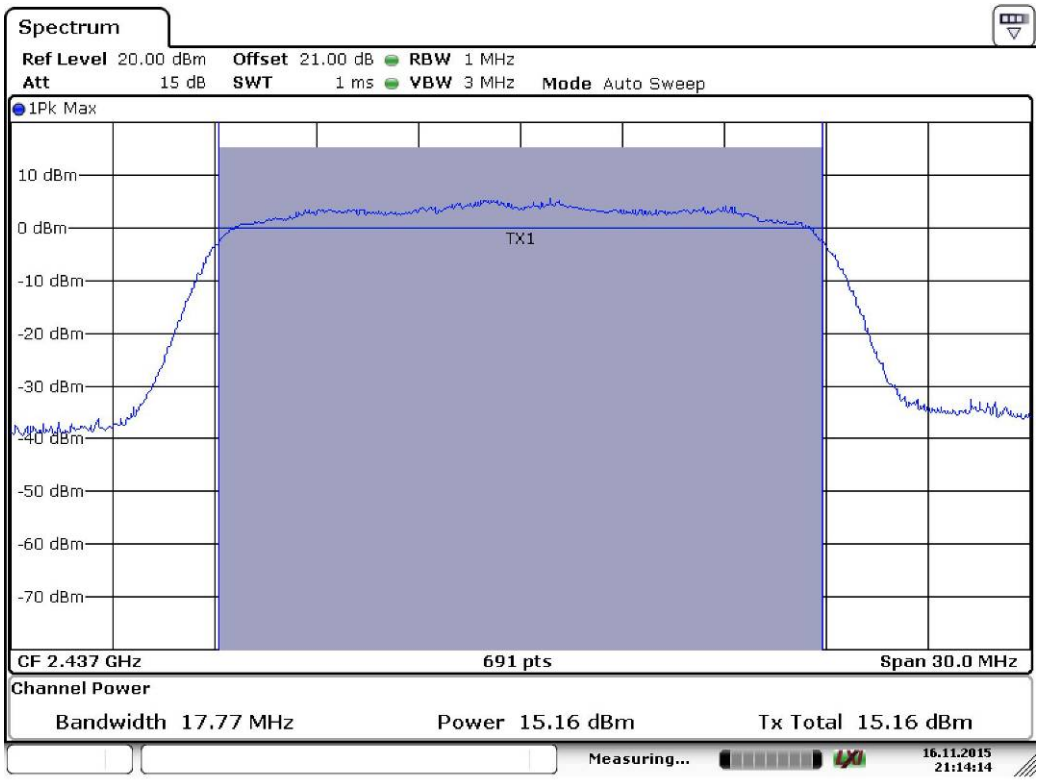

Date: 16.NOV.2015 21:14:14

Channel 2462MHz

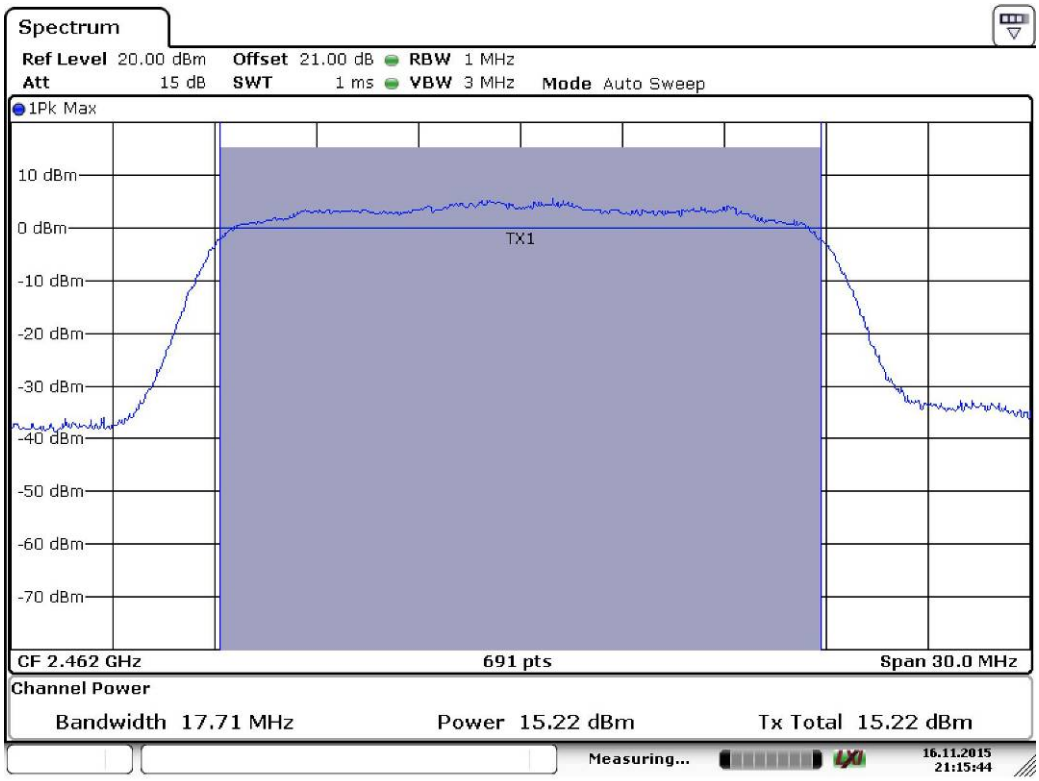

Date: 16.NOV.2015 21:15:45

802.11n40:

Channel No.	Frequency (MHz)	Mode	Data Rate	Measured Channel Power (dBm)	Limit	Result
3	2422	802.11n40	MCS3	16.86	30dBm	Pass
6	2437			16.97		Pass
9	2452			17.13		Pass
3	2422		MCS15	17.12		Pass
6	2437			17.07		Pass
9	2452			17.02		Pass

802.11n40 mode: MCS15
Channel 2422MHz

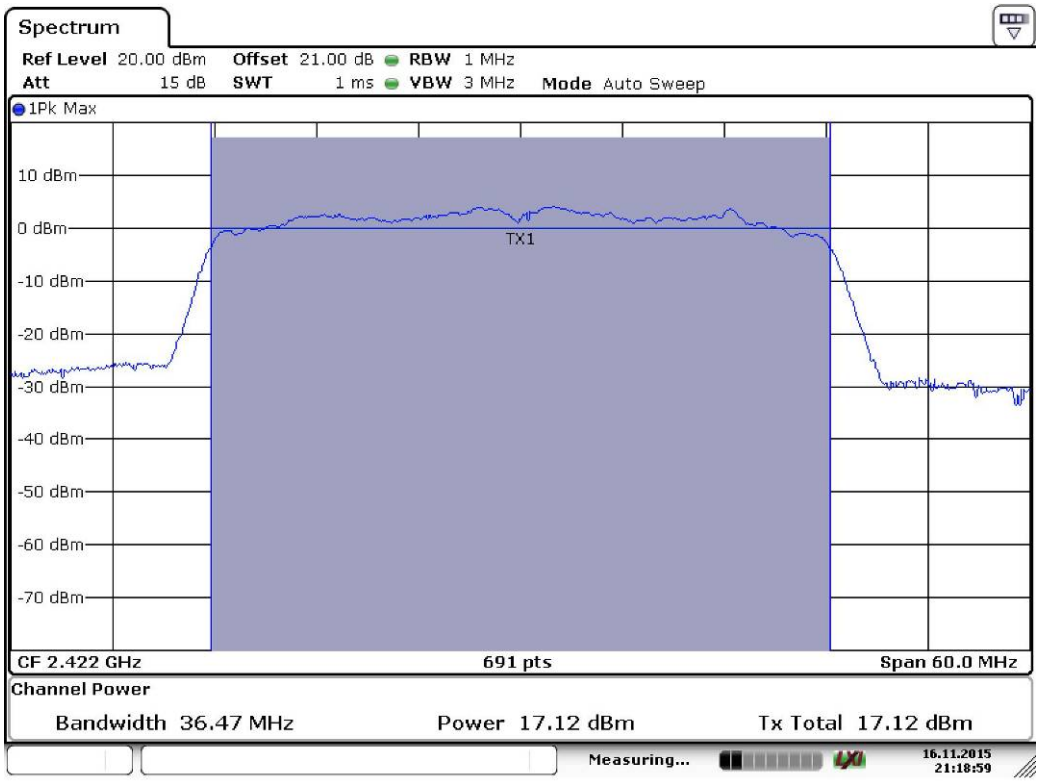

Date: 16.NOV.2015 21:19:00

Channel 2437MHz

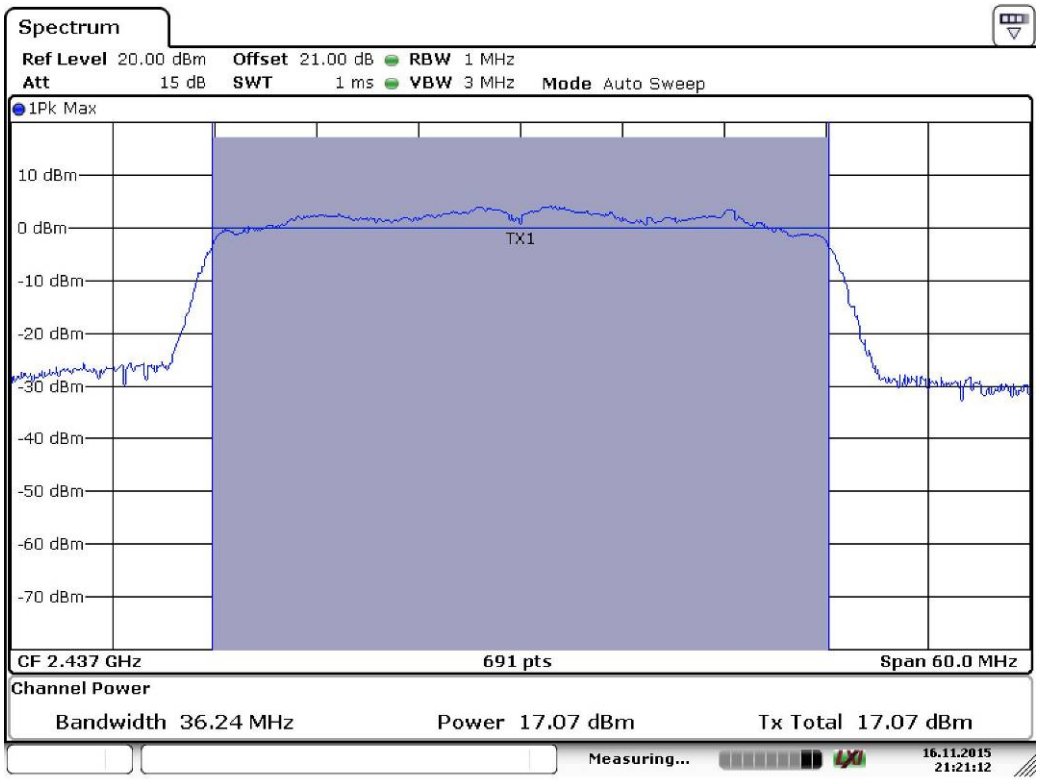

Date: 16.NOV.2015 21:21:12

Channel 2452MHz

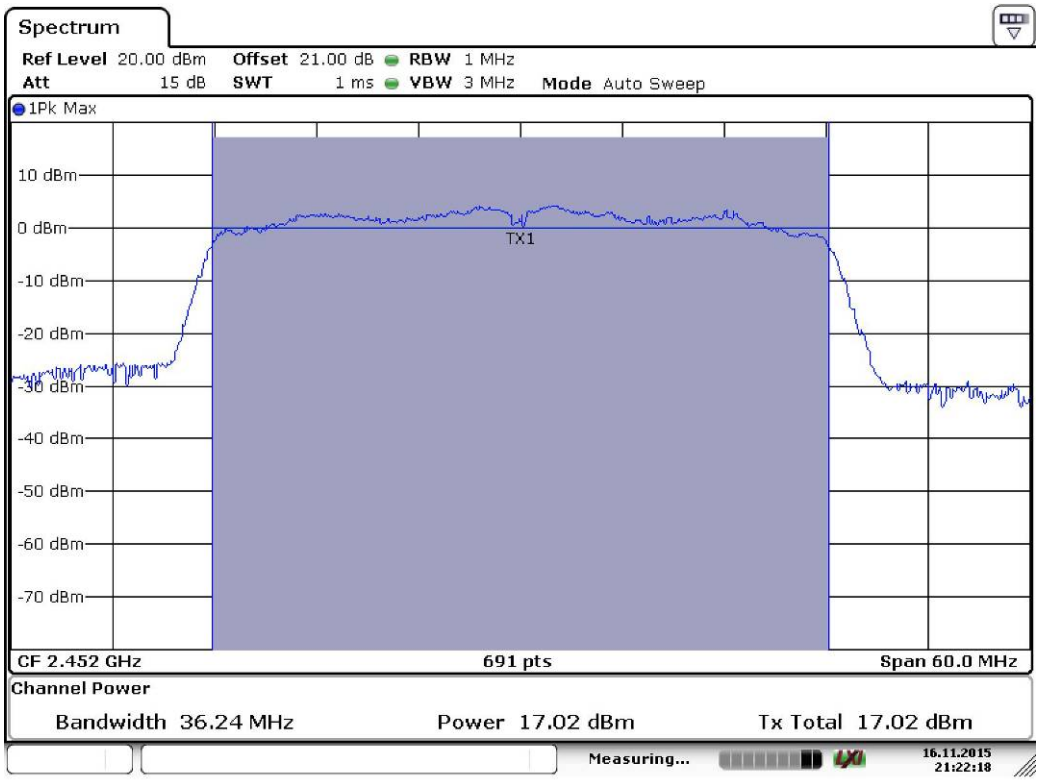

Date: 16.NOV.2015 21:22:18