802.11n40 mode:
Channel 2437MHz
reference level：

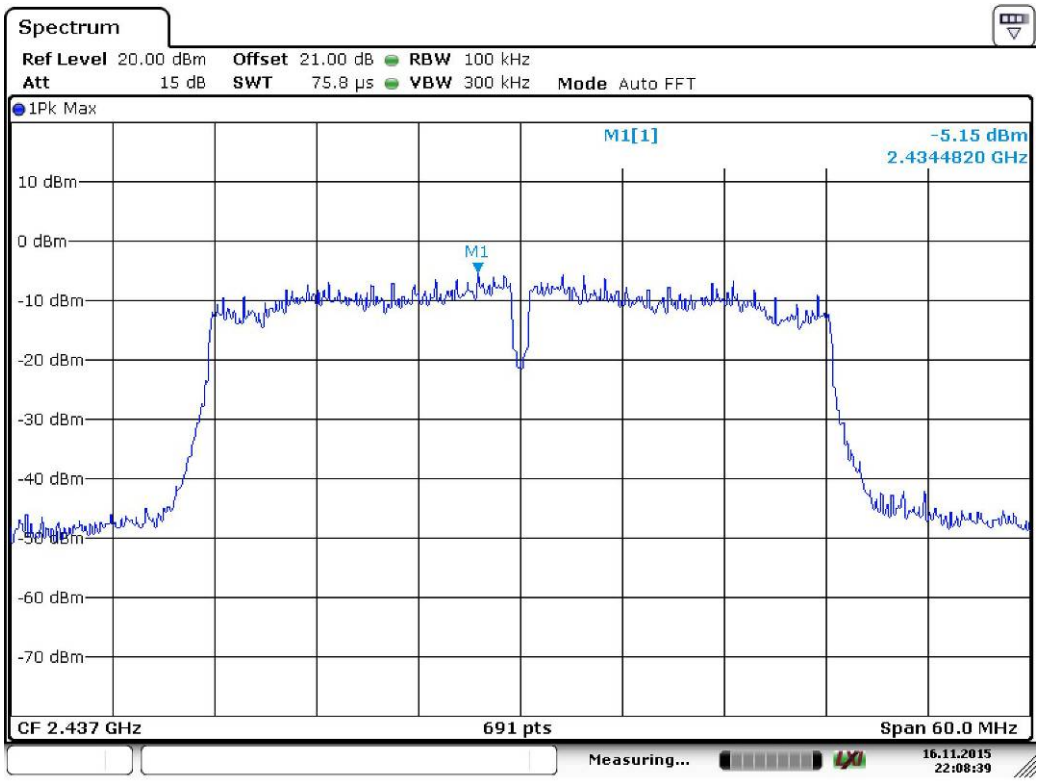

Date: 16.NOV.2015 22:08:39

30M-1G

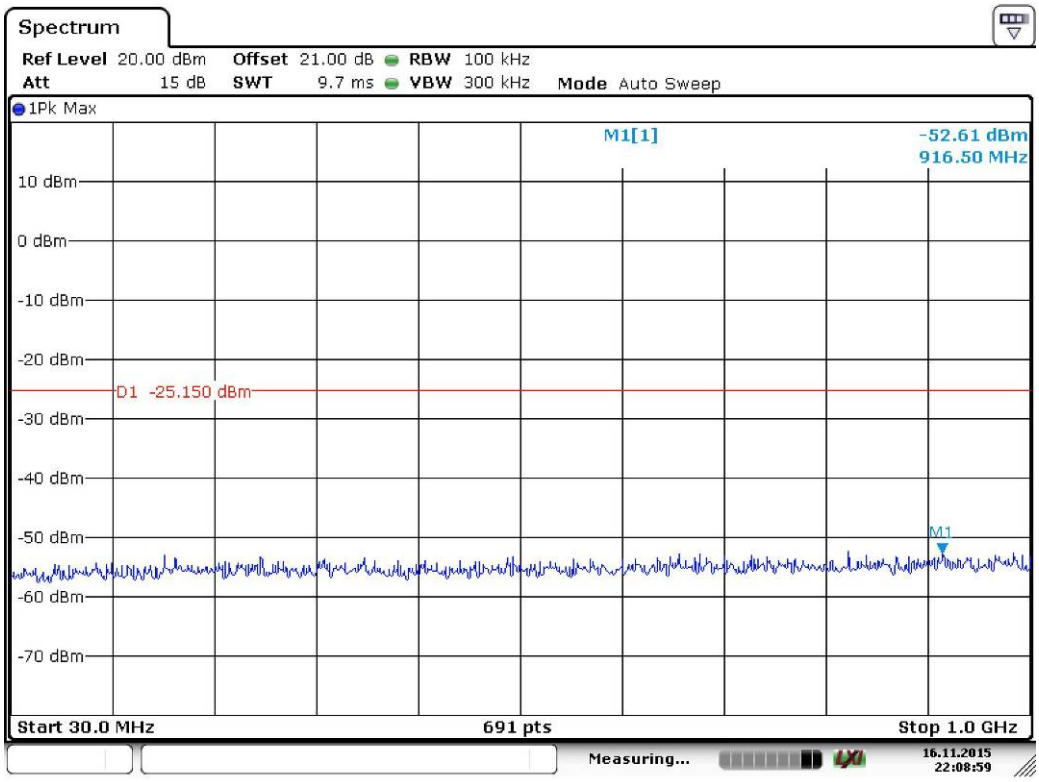

Date: 16.NOV.2015 22:08:59

1G-10G

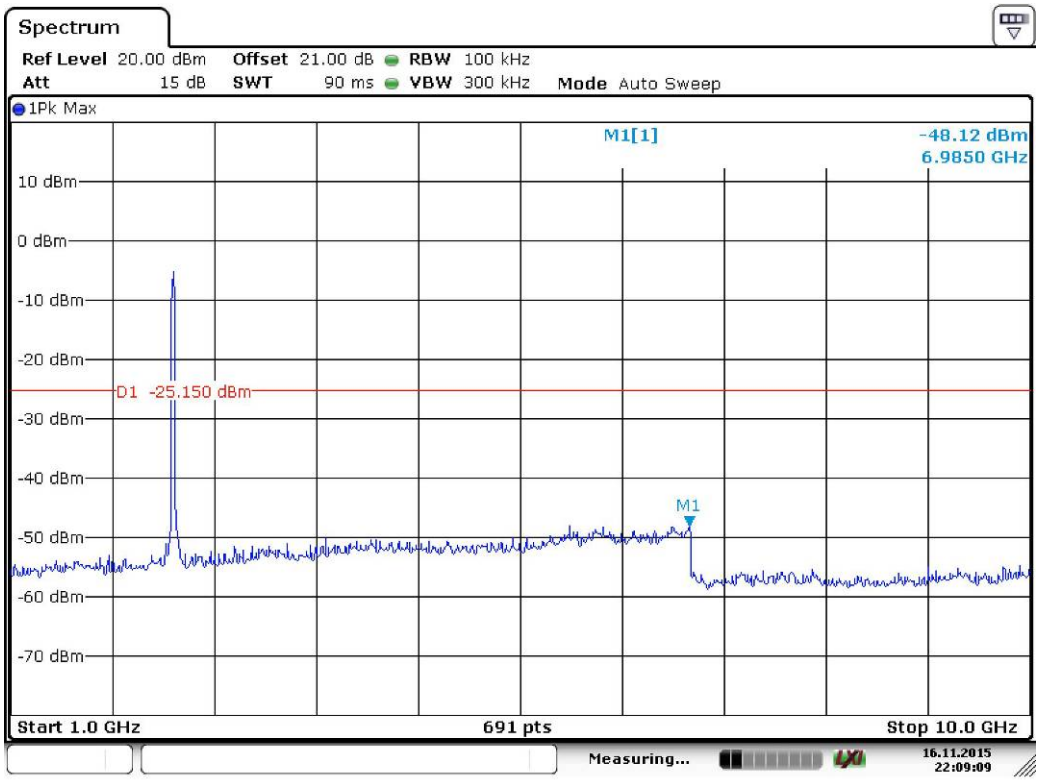

Date: 16.NOV.2015 22:09:08

10G-25G

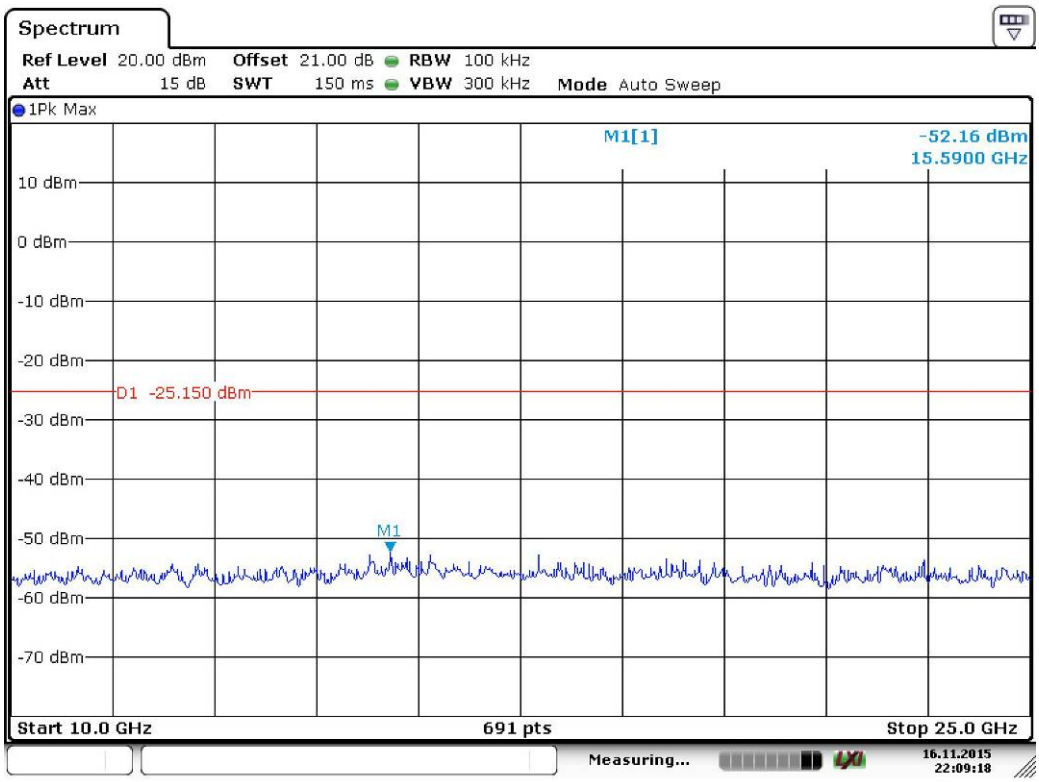

Date: 16.NOV.2015 22:09:18

802.11n40 mode:
Channel 2452MHz
reference level：

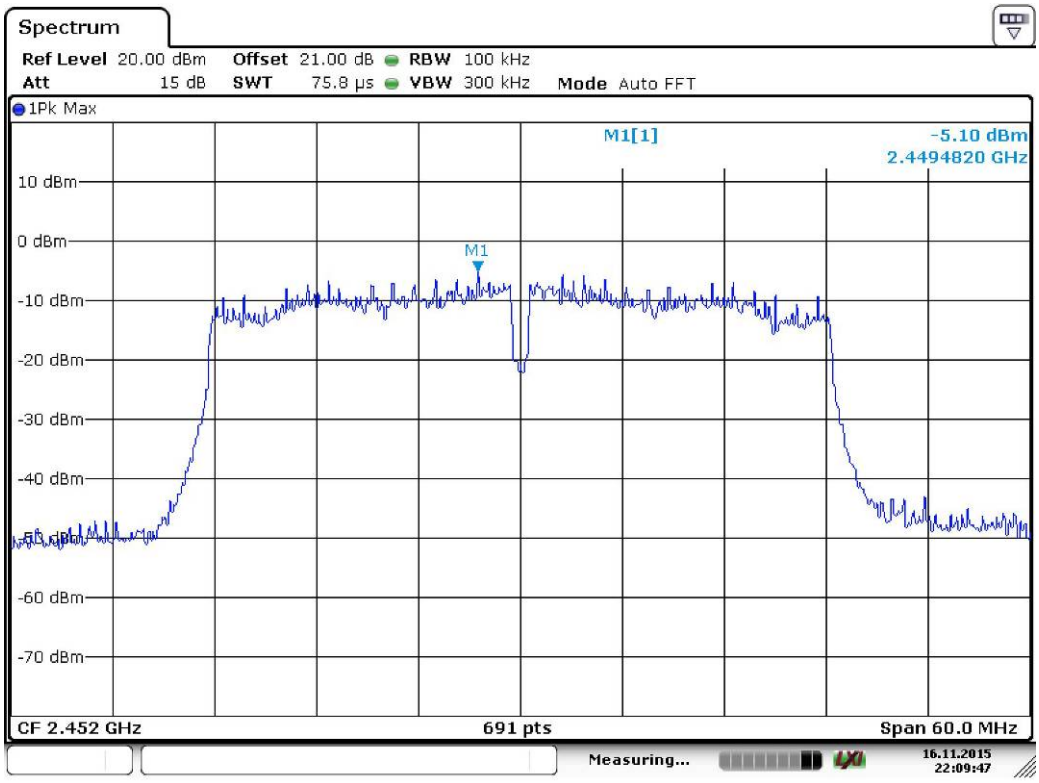

Date: 16.NOV.2015 22:09:48

30M-1G

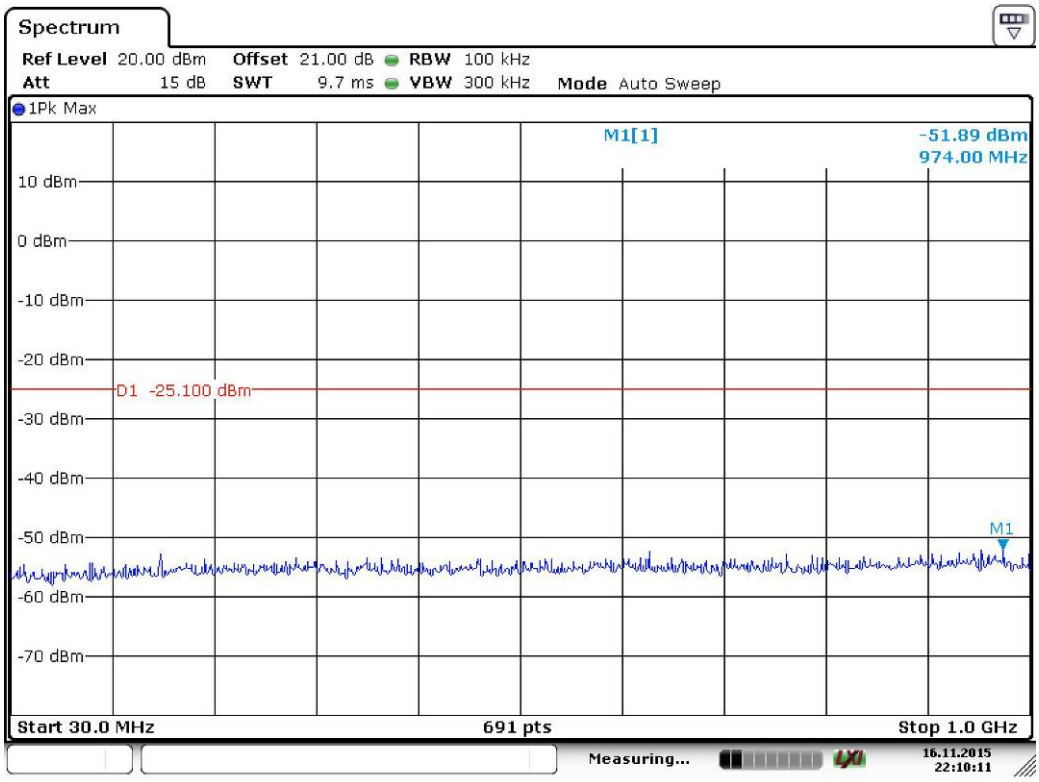

Date: 16.NOV.2015 22:10:11

1G-10G

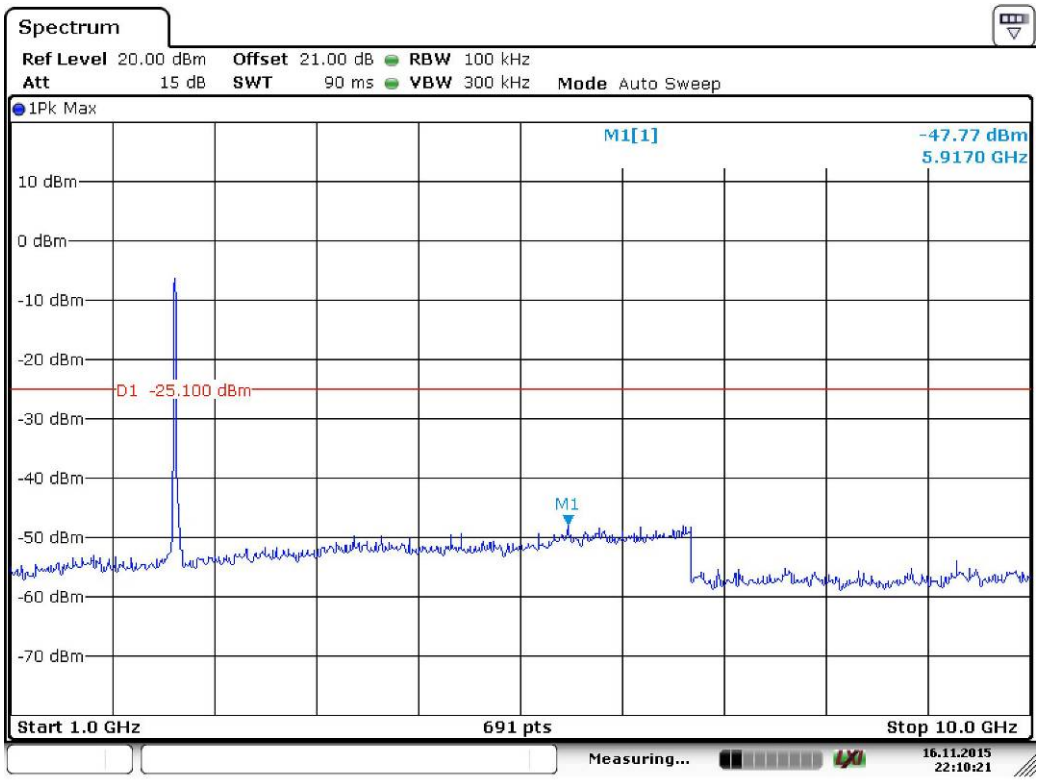

Date: 16.NOV.2015 22:10:21

10G-25G

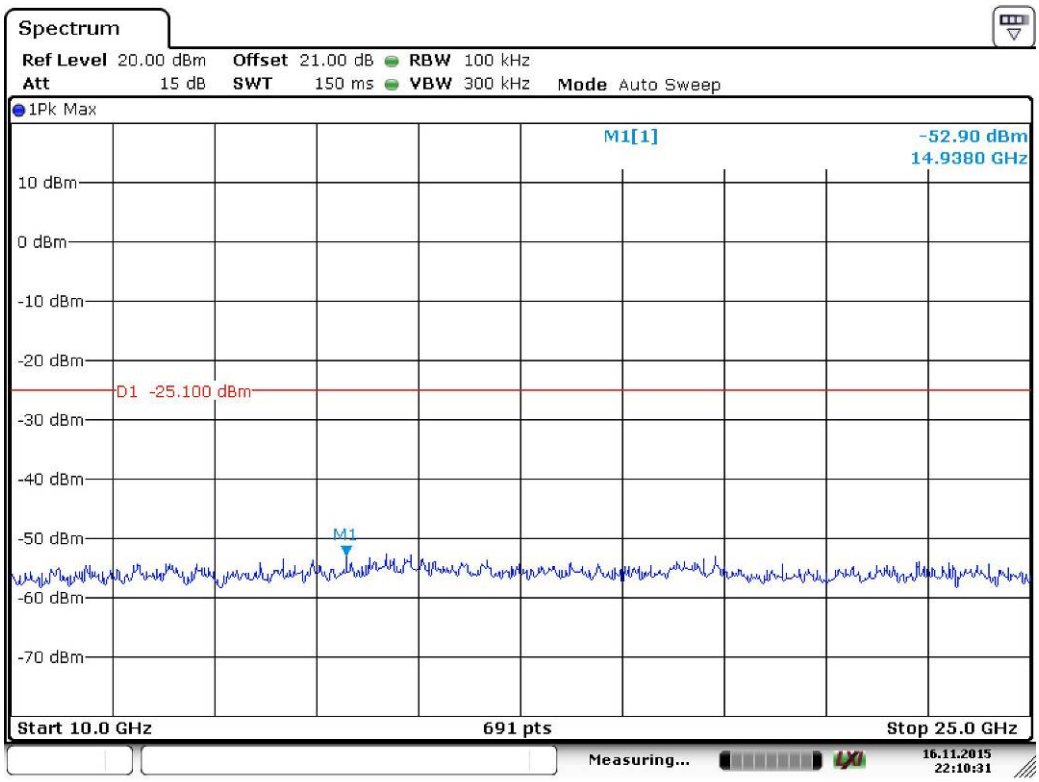

Date: 16.NOV.2015 22:10:31

11. EMISSIONS IN RESTRICTED FREQUENCY BANDS

11.1 LIMITS

The DTS rules specify that emissions which fall into restricted frequency bands shall comply with the general radiated emission limits..

11.2 TEST PROCEDURES

Test procedures follow KDB 558074 D01 DTS Meas Guidance v03r01.

1. Check the calibration of the measuring instrument using either an internal calibrator or a known signal from an external generator.
2. Position the EUT without connection to measurement instrument. Turn on the EUT and connect its antenna terminal to measurement instrument via a low loss cable. Then set it to any one measured frequency within its operating range, and make sure the instrument is operated in its linear range.
3. Set the analyzer span to encompass the entire unwanted emission bandwidth above the measurement system noise level.
4. When Detector = peak, Set the RBW = 1 MHz. Set the VBW ≥ 3 MHz. Ensure that the number of measurement points in the sweep ≥ 2 x (span/RBW). Set sweep time = auto couple.When Detector = average. Set the RBW = 1 MHz. Set the VBW =10Hz. Ensure that the number of measurement points in the sweep ≥ 2 x (span/RBW). Set sweep time = auto couple. Employ trace averaging over a minimum of 100 traces.
5. Use the peak marker function to determine the maximum average power level in any 1 MHz of the unwanted emission.
6. Repeat above procedures until all measured frequencies were complete.

Note: If the Peak value below the AV limit, the AV test does not perform for this submission.

11.3 TEST SETUP

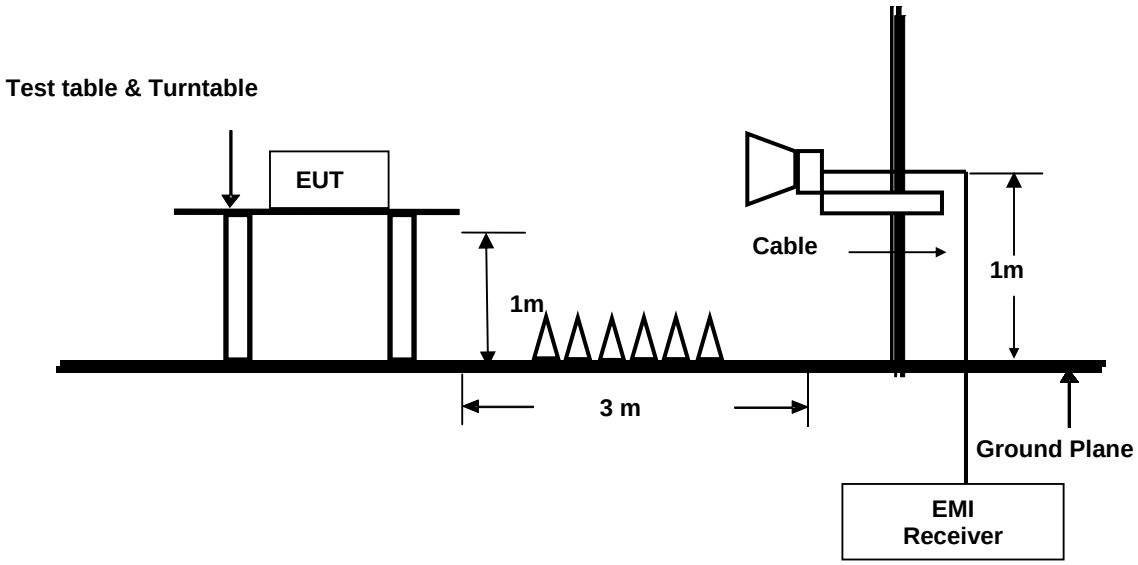

Figure 1. Above 1GHz radiated emissions test configuration

11.4 TEST RESULTS

Project No.:	**E201510156977**	**Polarziation:**	**Vertical**
Standard:	**(RE)FCC PART 15 class B 3m_AVG**	**Power Source:**	**AC 120V/60Hz**
Test item:	**Radiation Test**	**Date:**	**2015-11-16**
Temp./Hum.(%RH):	**23.9/57%RH**	**Time:**	**17:33:29**
EUT:	**SPOT**	**Distance:**	**3m**
Model:	**iSC5**	**Test Result:**	**Pass**
Note:	**B-2412**		
Test By:	**Brian Xiao**		

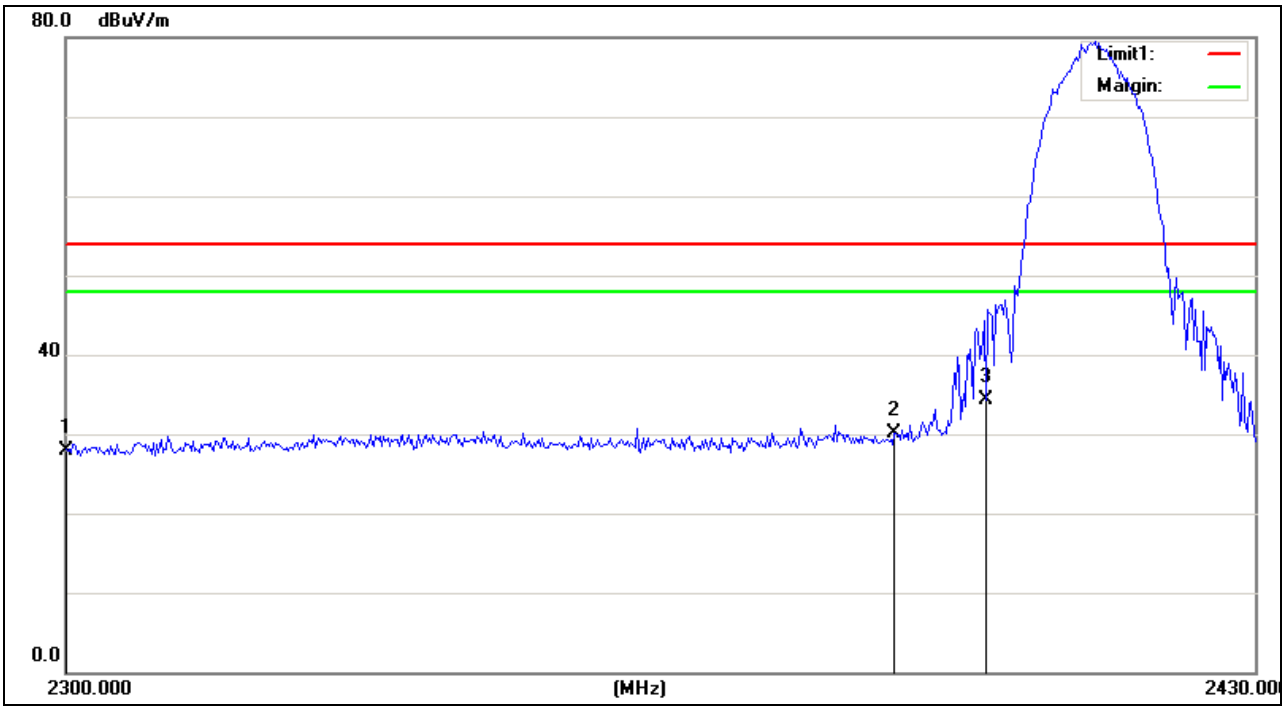

No.	Frequency (MHz)	Reading (dBuV/m)	Correct Factor(dB/m)	Result (dBuV/m)	Limit (dBuV/m)	Margin (dB)	Remark
1	2300.000	27.58	0.42	28.00	54.00	-26.00	peak
2	2390.000	29.64	0.55	30.19	54.00	-23.81	peak
3	2400.000	33.81	0.56	34.37	54.00	-19.63	peak

Project No.:	**E201510156977**	**Polarziation:**	**Horizontal**
Standard:	**(RE)FCC PART 15 class B 3m_AVG**	**Power Source:**	**AC 120V/60Hz**
Test item:	**Radiation Test**	**Date:**	**2015-11-16**
Temp./Hum.(%RH):	**23.9/57%RH**	**Time:**	**17:31:55**
EUT:	**SPOT**	**Distance:**	**3m**
Model:	**iSC5**	**Test Result:**	**Pass**
Note:	**B-2412**		
Test By:	**Brian Xiao**		

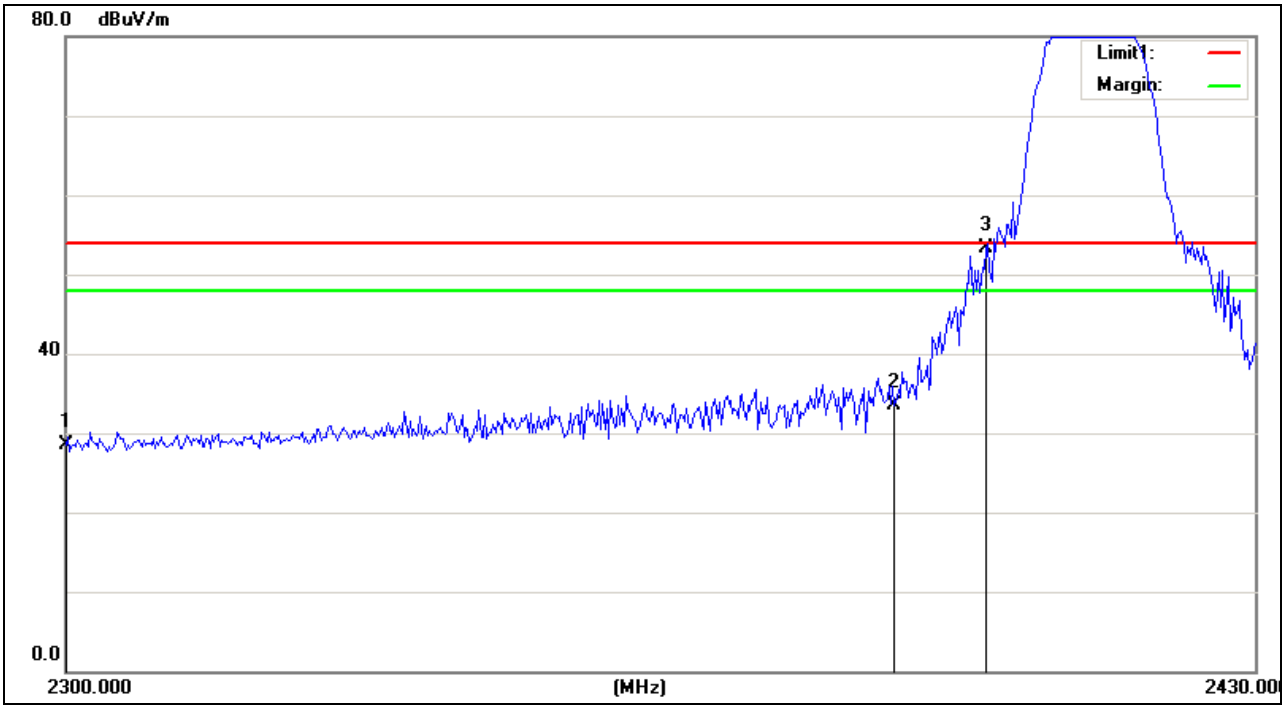

No.	Frequency (MHz)	Reading (dBuV/m)	Correct Factor(dB/m)	Result (dBuV/m)	Limit (dBuV/m)	Margin (dB)	Remark
1	2300.000	28.08	0.42	28.50	54.00	-25.50	peak
2	2390.000	33.01	0.55	33.56	54.00	-20.44	peak
3	2400.000	52.65	0.56	53.21	54.00	-0.79	peak

Project No.:	**E201510156977**	**Polarziation:**	**Vertical**
Standard:	**(RE)FCC PART 15 class B 3m_AVG**	**Power Source:**	**AC 120V/60Hz**
Test item:	**Radiation Test**	**Date:**	**2015-11-16**
Temp./Hum.(%RH):	**23.9/57%RH**	**Time:**	**17:59:09**
EUT:	**SPOT**	**Distance:**	**3m**
Model:	**iSC5**	**Test Result:**	**Pass**
Note:	**B-2462**		
Test By:	**Brian Xiao**		

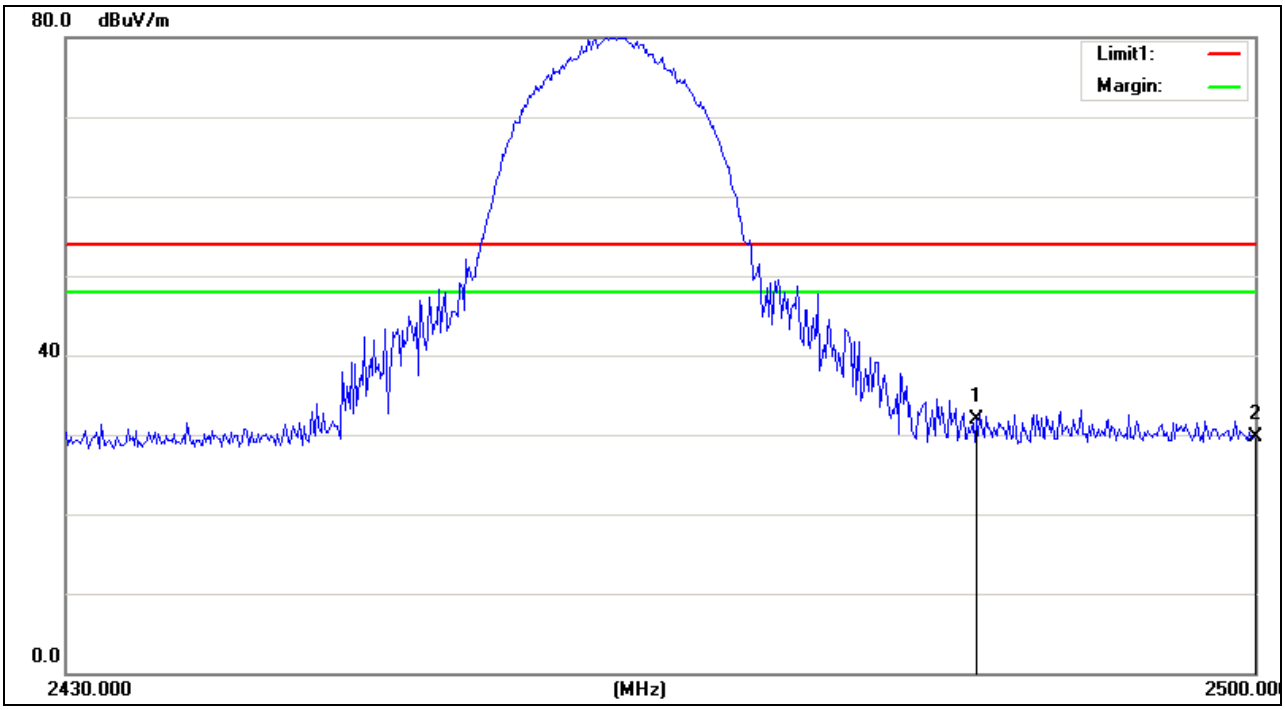

No.	Frequency (MHz)	Reading (dBuV/m)	Correct Factor(dB/m)	Result (dBuV/m)	Limit (dBuV/m)	Margin (dB)	Remark
1	2483.500	31.37	0.61	31.98	54.00	-22.02	peak
2	2500.000	29.01	0.62	29.63	54.00	-24.37	peak

Project No.:	**E201510156977**	**Polarziation:**	**Horizontal**
Standard:	**(RE)FCC PART 15 class B 3m_AVG**	**Power Source:**	**AC 120V/60Hz**
Test item:	**Radiation Test**	**Date:**	**2015-11-16**
Temp./Hum.(%RH):	**23.9/57%RH**	**Time:**	**18:00:13**
EUT:	**SPOT**	**Distance:**	**3m**
Model:	**iSC5**	**Test Result:**	**Pass**
Note:	**B-2462**		
Test By:	**Brian Xiao**		

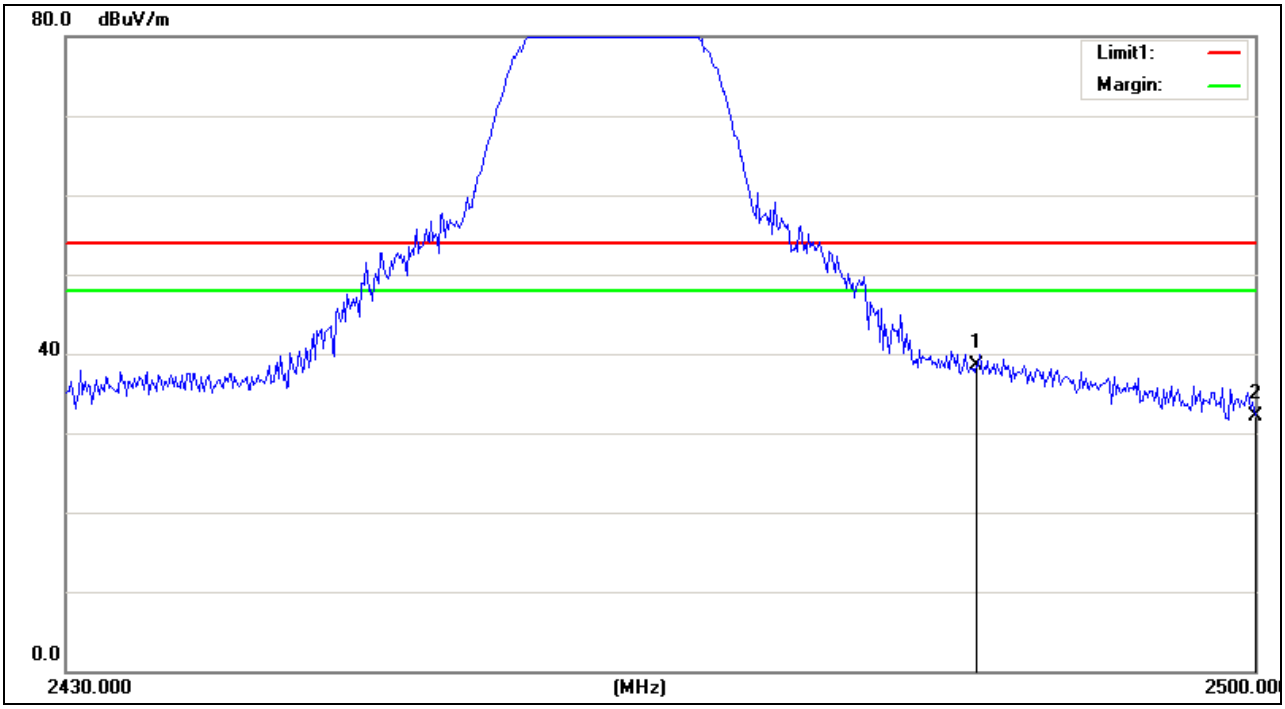

No.	Frequency (MHz)	Reading (dBuV/m)	Correct Factor(dB/m)	Result (dBuV/m)	Limit (dBuV/m)	Margin (dB)	Remark
1	2483.500	37.95	0.61	38.56	54.00	-15.44	peak
2	2500.000	31.39	0.62	32.01	54.00	-21.99	peak

Project No.:	**E201510156977**	**Polarziation:**	**Vertical**
Standard:	**(RE)FCC PART 15 class B 3m_AVG**	**Power Source:**	**AC 120V/60Hz**
Test item:	**Radiation Test**	**Date:**	**2015-11-16**
Temp./Hum.(%RH):	**23.9/57%RH**	**Time:**	**17:40:54**
EUT:	**SPOT**	**Distance:**	**3m**
Model:	**iSC5**	**Test Result:**	**Pass**
Note:	**G-2412**		
Test By:	**Brian Xiao**		

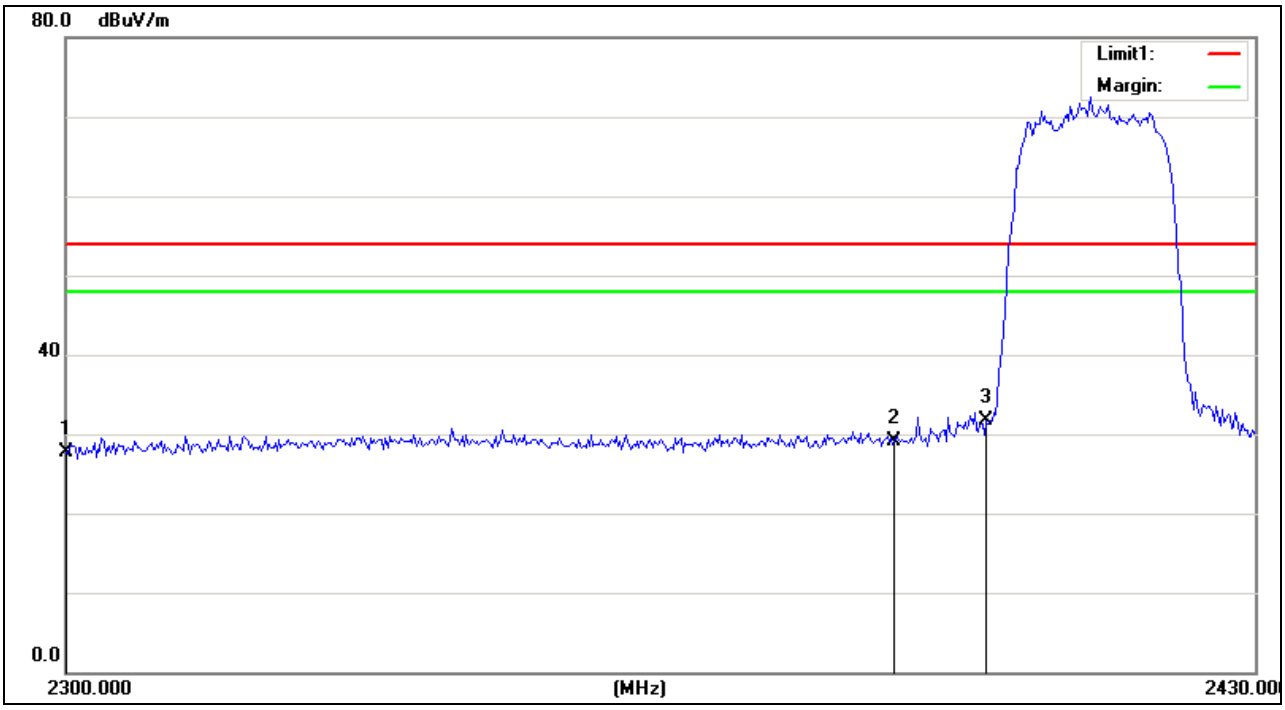

No.	Frequency (MHz)	Reading (dBuV/m)	Correct Factor(dB/m)	Result (dBuV/m)	Limit (dBuV/m)	Margin (dB)	Remark
1	2300.000	27.21	0.42	27.63	54.00	-26.37	peak
2	2390.000	28.52	0.55	29.07	54.00	-24.93	peak
3	2400.000	31.15	0.56	31.71	54.00	-22.29	peak

Project No.:	**E201510156977**	**Polarziation:**	**Horizontal**
Standard:	**(RE)FCC PART 15 class B 3m_AVG**	**Power Source:**	**AC 120V/60Hz**
Test item:	**Radiation Test**	**Date:**	**2015-11-16**
Temp./Hum.(%RH):	**23.9/57%RH**	**Time:**	**17:40:13**
EUT:	**SPOT**	**Distance:**	**3m**
Model:	**iSC5**	**Test Result:**	**Pass**
Note:	**G-2412**		
Test By:	**Brian Xiao**		

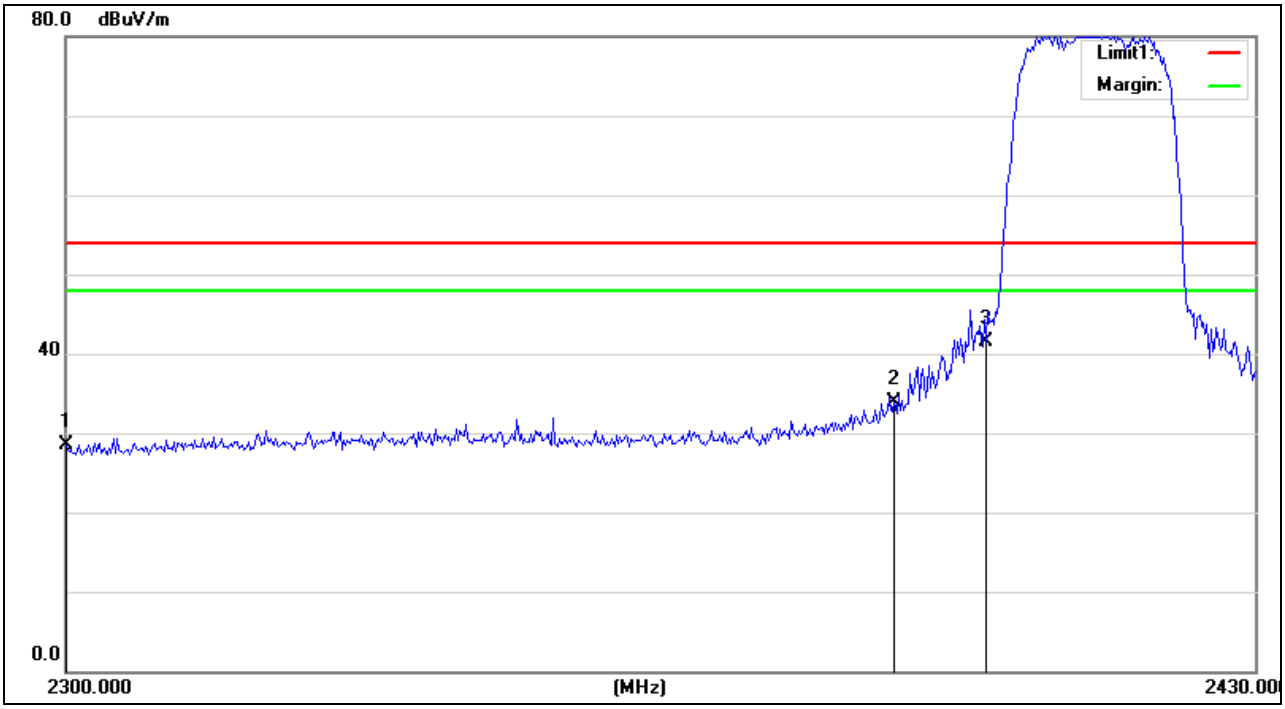

No.	Frequency (MHz)	Reading (dBuV/m)	Correct Factor(dB/m)	Result (dBuV/m)	Limit (dBuV/m)	Margin (dB)	Remark
1	2300.000	28.11	0.42	28.53	54.00	-25.47	peak
2	2390.000	33.30	0.55	33.85	54.00	-20.15	peak
3	2400.000	40.87	0.56	41.43	54.00	-12.57	peak

Project No.:	**E201510156977**	**Polarziation:**	**Vertical**
Standard:	**(RE)FCC PART 15 class B 3m_AVG**	**Power Source:**	**AC 120V/60Hz**
Test item:	**Radiation Test**	**Date:**	**2015-11-16**
Temp./Hum.(%RH):	**23.9/57%RH**	**Time:**	**17:55:39**
EUT:	**SPOT**	**Distance:**	**3m**
Model:	**iSC5**	**Test Result:**	**Pass**
Note:	**G-2462**		
Test By:	**Brian Xiao**		

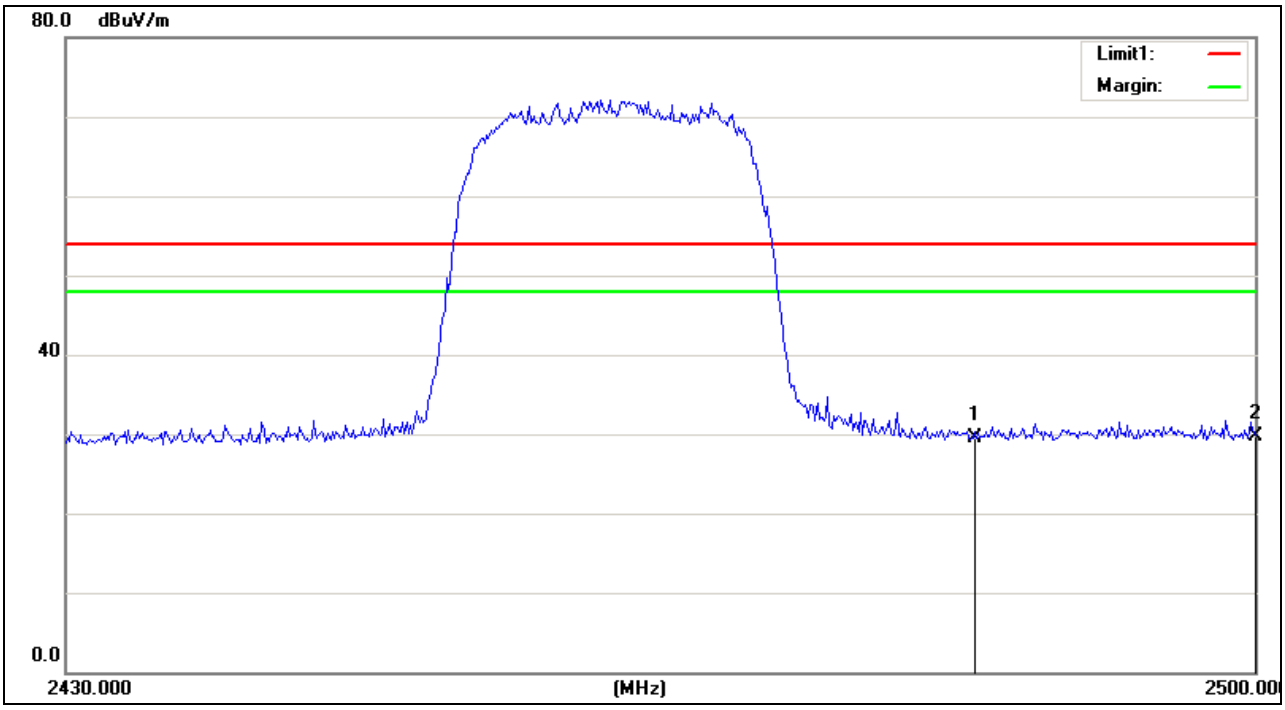

No.	Frequency (MHz)	Reading (dBuV/m)	Correct Factor(dB/m)	Result (dBuV/m)	Limit (dBuV/m)	Margin (dB)	Remark
1	2483.500	28.92	0.61	29.53	54.00	-24.47	peak
2	2500.000	29.13	0.62	29.75	54.00	-24.25	peak

Project No.:	**E201510156977**	**Polarziation:**	**Horizontal**
Standard:	**(RE)FCC PART 15 class B 3m_AVG**	**Power Source:**	**AC 120V/60Hz**
Test item:	**Radiation Test**	**Date:**	**2015-11-16**
Temp./Hum.(%RH):	**23.9/57%RH**	**Time:**	**17:54:03**
EUT:	**SPOT**	**Distance:**	**3m**
Model:	**iSC5**	**Test Result:**	**Pass**
Note:	**G-2462**		
Test By:	**Brian Xiao**		

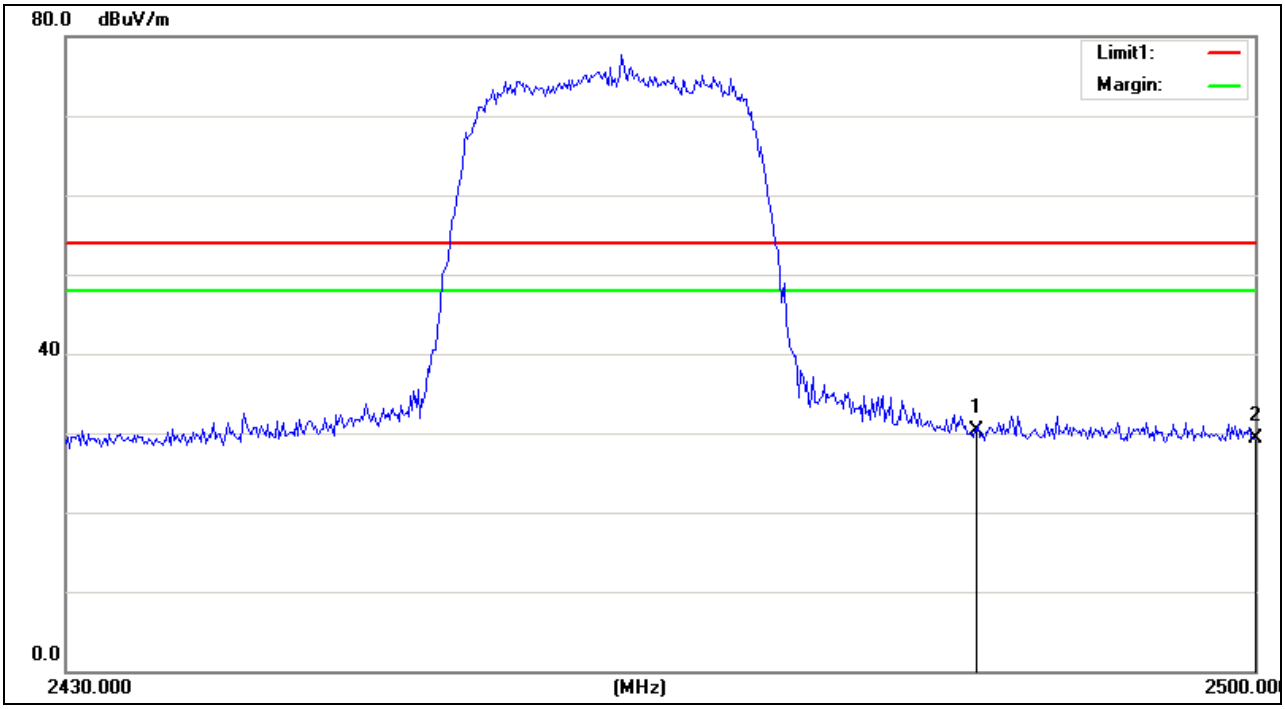

No.	Frequency (MHz)	Reading (dBuV/m)	Correct Factor(dB/m)	Result (dBuV/m)	Limit (dBuV/m)	Margin (dB)	Remark
1	2483.500	29.62	0.61	30.23	54.00	-23.77	peak
2	2500.000	28.62	0.62	29.24	54.00	-24.76	peak

Project No.:	**E201510156977**	**Polarziation:**	**Vertical**
Standard:	**(RE)FCC PART 15 class B 3m_AVG**	**Power Source:**	**AC 120V/60Hz**
Test item:	**Radiation Test**	**Date:**	**2015-11-16**
Temp./Hum.(%RH):	**23.9/57%RH**	**Time:**	**17:42:30**
EUT:	**SPOT**	**Distance:**	**3m**
Model:	**iSC5**	**Test Result:**	**Pass**
Note:	**N20-2412**		
Test By:	**Brian Xiao**		

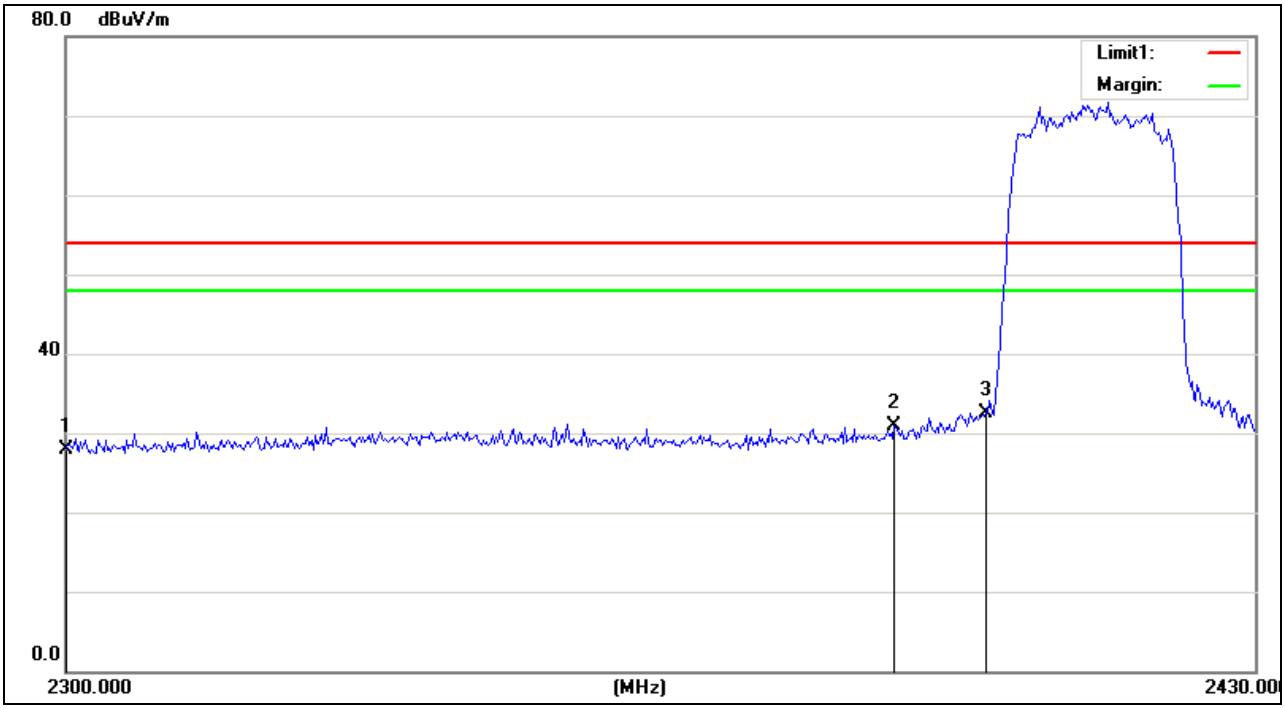

No.	Frequency (MHz)	Reading (dBuV/m)	Correct Factor(dB/m)	Result (dBuV/m)	Limit (dBuV/m)	Margin (dB)	Remark
1	2300.000	27.58	0.42	28.00	54.00	-26.00	peak
2	2390.000	30.29	0.55	30.84	54.00	-23.16	peak
3	2400.000	31.92	0.56	32.48	54.00	-21.52	peak

Project No.:	**E201510156977**	**Polarziation:**	**Horizontal**
Standard:	**(RE)FCC PART 15 class B 3m_AVG**	**Power Source:**	**AC 120V/60Hz**
Test item:	**Radiation Test**	**Date:**	**2015-11-16**
Temp./Hum.(%RH):	**23.9/57%RH**	**Time:**	**17:43:05**
EUT:	**SPOT**	**Distance:**	**3m**
Model:	**iSC5**	**Test Result:**	**Pass**
Note:	**N20-2412**		
Test By:	**Brian Xiao**		

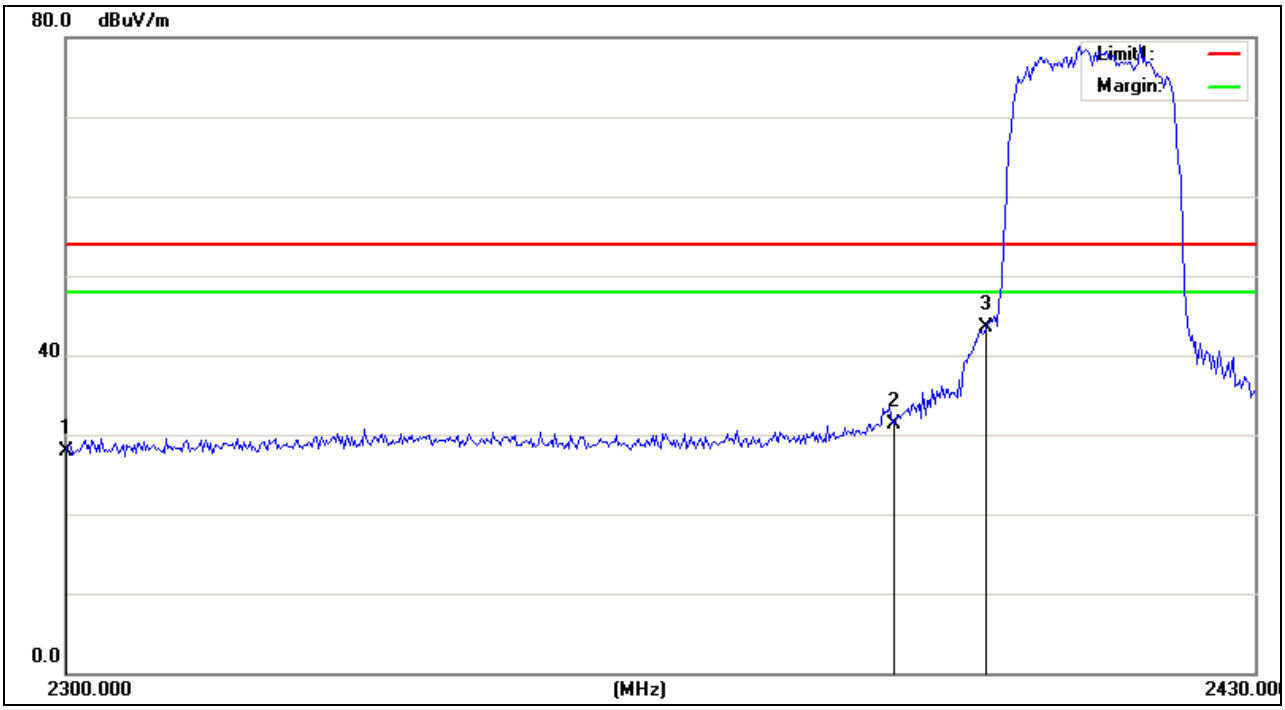

No.	Frequency (MHz)	Reading (dBuV/m)	Correct Factor(dB/m)	Result (dBuV/m)	Limit (dBuV/m)	Margin (dB)	Remark
1	2300.000	27.51	0.42	27.93	54.00	-26.07	peak
2	2390.000	30.81	0.55	31.36	54.00	-22.64	peak
3	2400.000	42.97	0.56	43.53	54.00	-10.47	peak

Project No.:	**E201510156977**	**Polarziation:**	**Vertical**
Standard:	**(RE)FCC PART 15 class B 3m_AVG**	**Power Source:**	**AC 120V/60Hz**
Test item:	**Radiation Test**	**Date:**	**2015-11-16**
Temp./Hum.(%RH):	**23.9/57%RH**	**Time:**	**17:51:45**
EUT:	**SPOT**	**Distance:**	**3m**
Model:	**iSC5**	**Test Result:**	**Pass**
Note:	**N20-2462**		
Test By:	**Brian Xiao**		

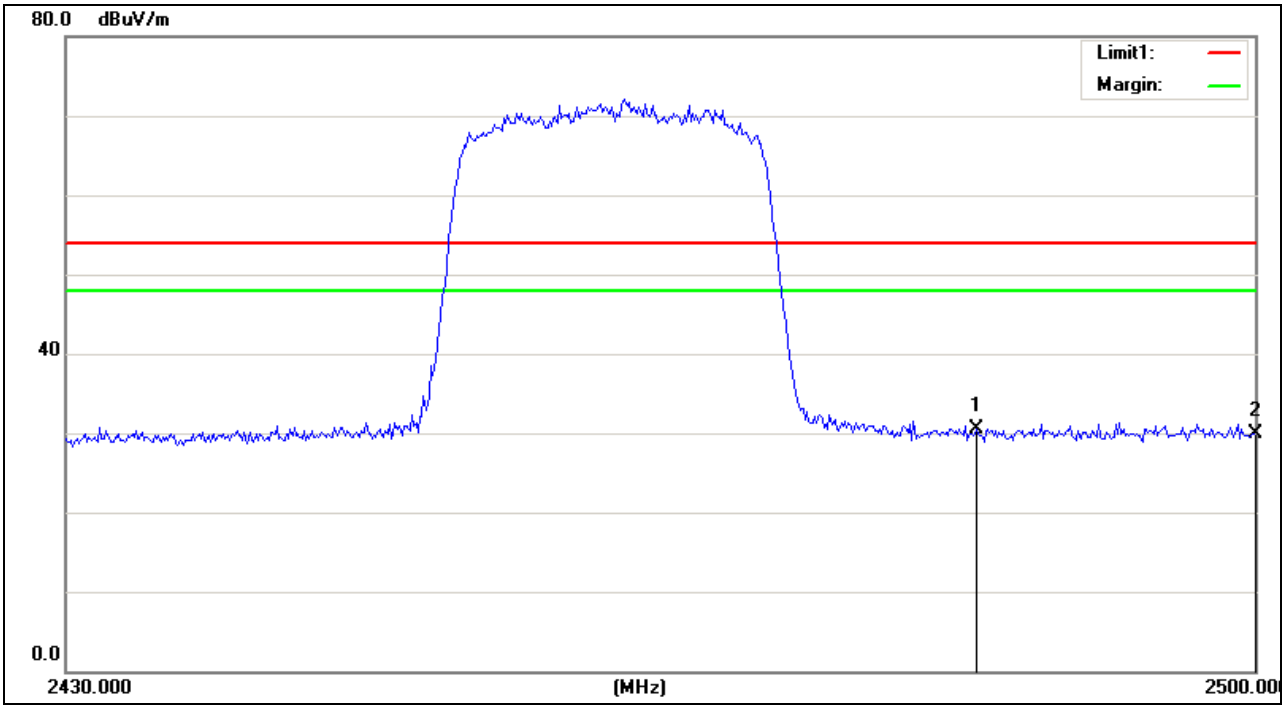

No.	Frequency (MHz)	Reading (dBuV/m)	Correct Factor(dB/m)	Result (dBuV/m)	Limit (dBuV/m)	Margin (dB)	Remark
1	2483.500	29.89	0.61	30.50	54.00	-23.50	peak
2	2500.000	29.29	0.62	29.91	54.00	-24.09	peak

Project No.:	**E201510156977**	**Polarziation:**	**Horizontal**
Standard:	**(RE)FCC PART 15 class B 3m_AVG**	**Power Source:**	**AC 120V/60Hz**
Test item:	**Radiation Test**	**Date:**	**2015-11-16**
Temp./Hum.(%RH):	**23.9/57%RH**	**Time:**	**17:52:15**
EUT:	**SPOT**	**Distance:**	**3m**
Model:	**iSC5**	**Test Result:**	**Pass**
Note:	**N20-2462**		
Test By:	**Brian Xiao**		

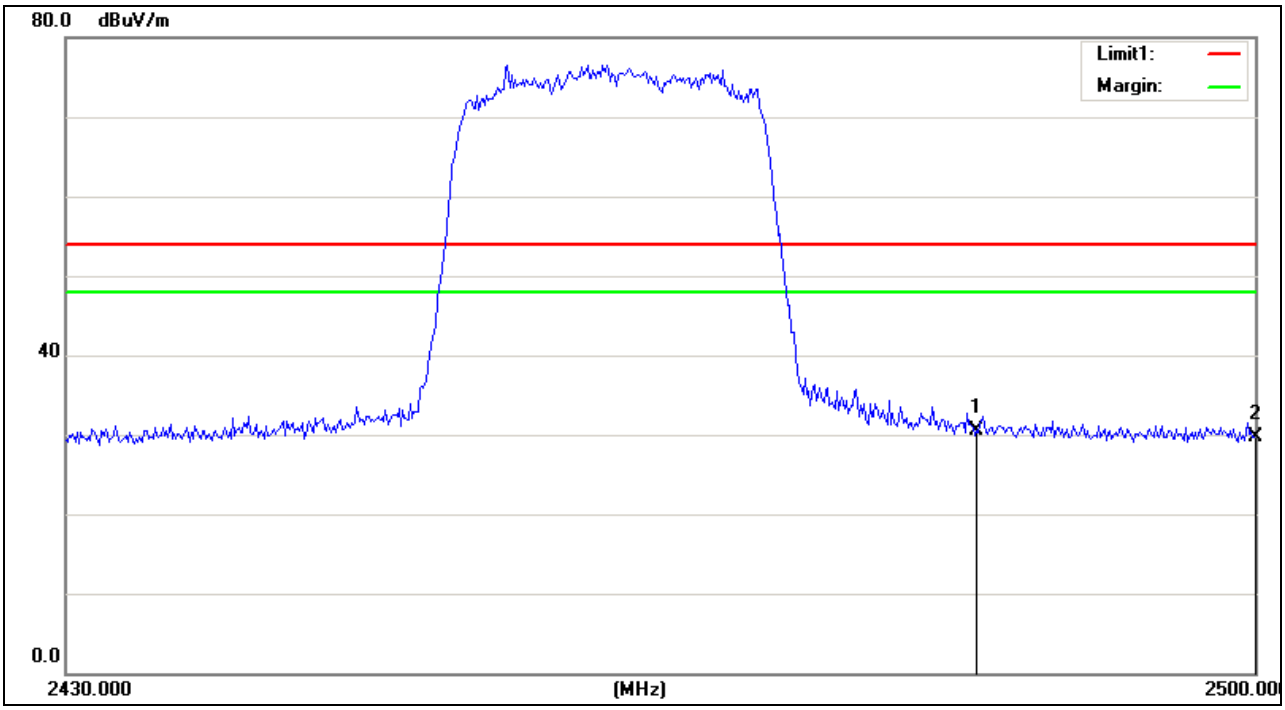

No.	Frequency	Reading	Correct	Result	Limit	Margin	Remark
	(MHz)	(dBuV/m)	Factor(dB/m)	(dBuV/m)	(dBuV/m)	(dB)	
1	2483.500	29.93	0.61	30.54	54.00	-23.46	peak
2	2500.000	29.12	0.62	29.74	54.00	-24.26	peak

Project No.:	**E201510156977**	**Polarziation:**	**Vertical**
Standard:	**(RE)FCC PART 15 class B 3m_AVG**	**Power Source:**	**AC 120V/60Hz**
Test item:	**Radiation Test**	**Date:**	**2015-11-16**
Temp./Hum.(%RH):	**23.9/57%RH**	**Time:**	**17:46:29**
EUT:	**SPOT**	**Distance:**	**3m**
Model:	**iSC5**	**Test Result:**	**Pass**
Note:	**N40-2422**		
Test By:	**Brian Xiao**		

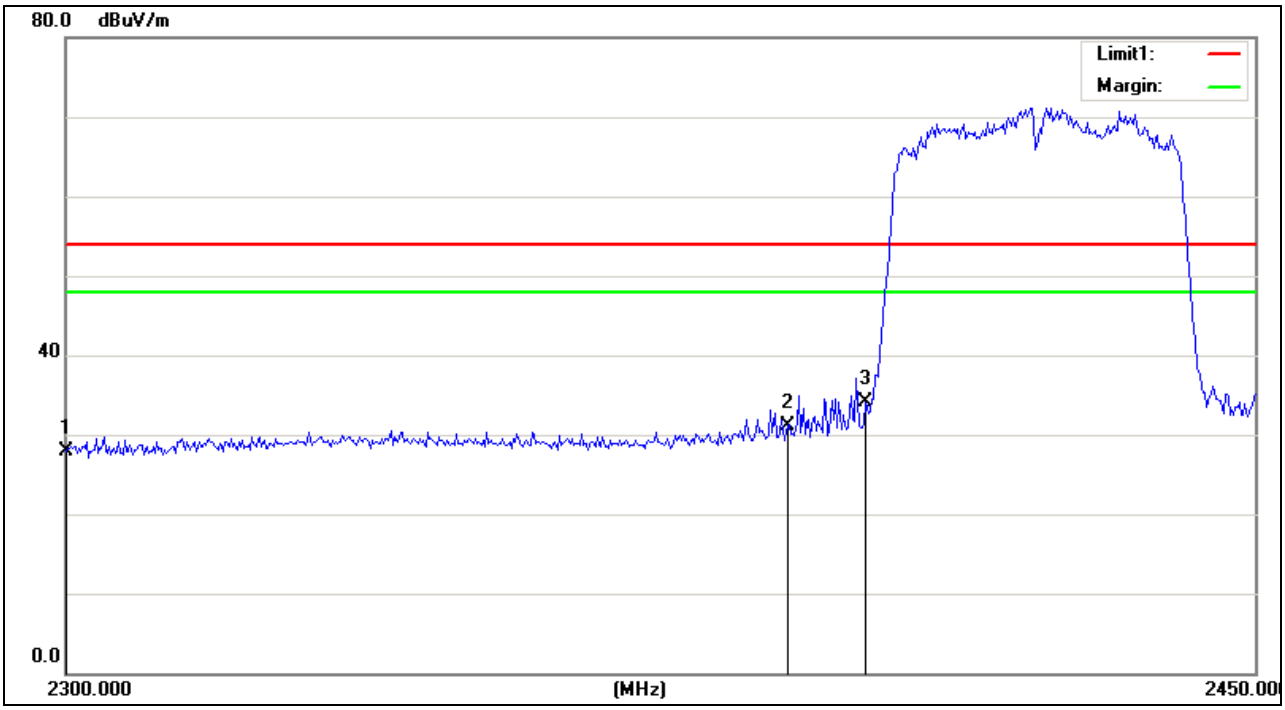

No.	Frequency (MHz)	Reading (dBuV/m)	Correct Factor(dB/m)	Result (dBuV/m)	Limit (dBuV/m)	Margin (dB)	Remark
1	2300.000	27.41	0.42	27.83	54.00	-26.17	peak
2	2390.000	30.53	0.55	31.08	54.00	-22.92	peak
3	2400.000	33.51	0.56	34.07	54.00	-19.93	peak

Project No.:	**E201510156977**	**Polarziation:**	**Horizontal**
Standard:	**(RE)FCC PART 15 class B 3m_AVG**	**Power Source:**	**AC 120V/60Hz**
Test item:	**Radiation Test**	**Date:**	**2015-11-16**
Temp./Hum.(%RH):	**23.9/57%RH**	**Time:**	**17:45:10**
EUT:	**SPOT**	**Distance:**	**3m**
Model:	**iSC5**	**Test Result:**	**Pass**
Note:	**N40-2422**		
Test By:	**Brian Xiao**		

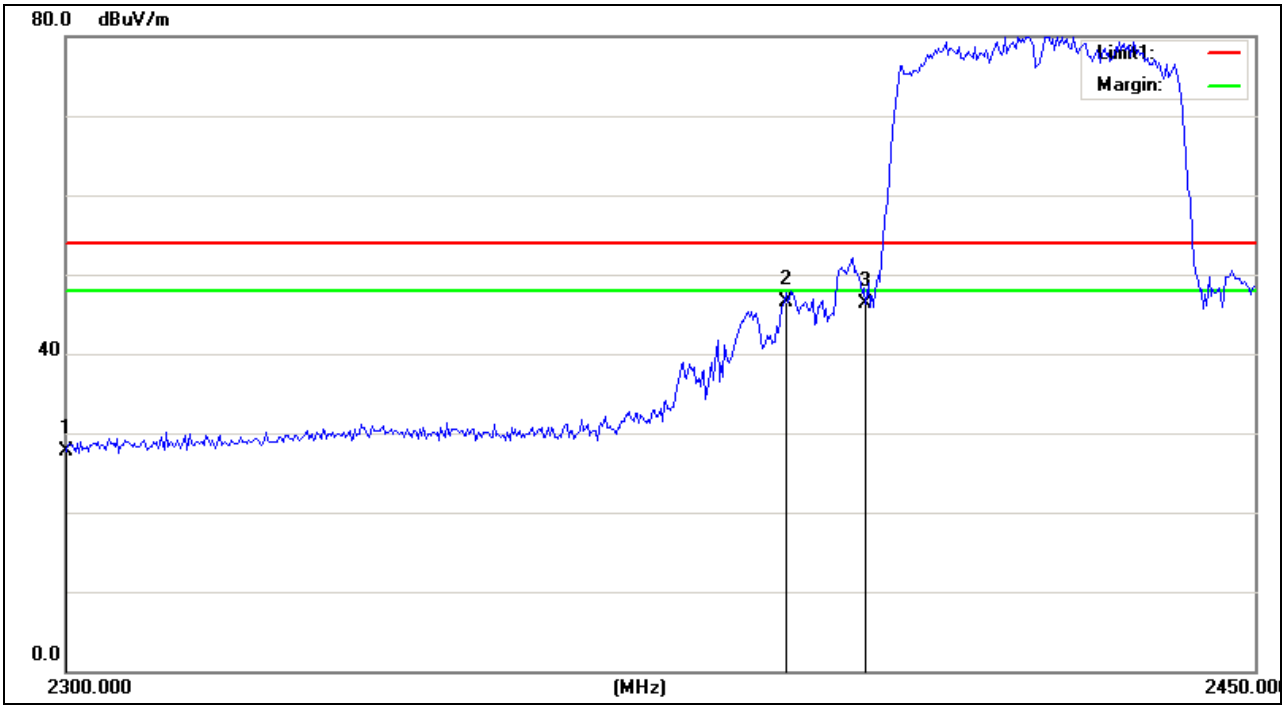

No.	Frequency (MHz)	Reading (dBuV/m)	Correct Factor(dB/m)	Result (dBuV/m)	Limit (dBuV/m)	Margin (dB)	Remark
1	2300.000	27.33	0.42	27.75	54.00	-26.25	peak
2	2390.000	46.02	0.55	46.57	54.00	-7.43	peak
3	2400.000	45.75	0.56	46.31	54.00	-7.69	peak

Project No.:	**E201510156977**	**Polarziation:**	**Vertical**
Standard:	**(RE)FCC PART 15 class B 3m_AVG**	**Power Source:**	**AC 120V/60Hz**
Test item:	**Radiation Test**	**Date:**	**2015-11-16**
Temp./Hum.(%RH):	**23.9/57%RH**	**Time:**	**17:49:48**
EUT:	**SPOT**	**Distance:**	**3m**
Model:	**iSC5**	**Test Result:**	**Pass**
Note:	**N40-2452**		
Test By:	**Brian Xiao**		

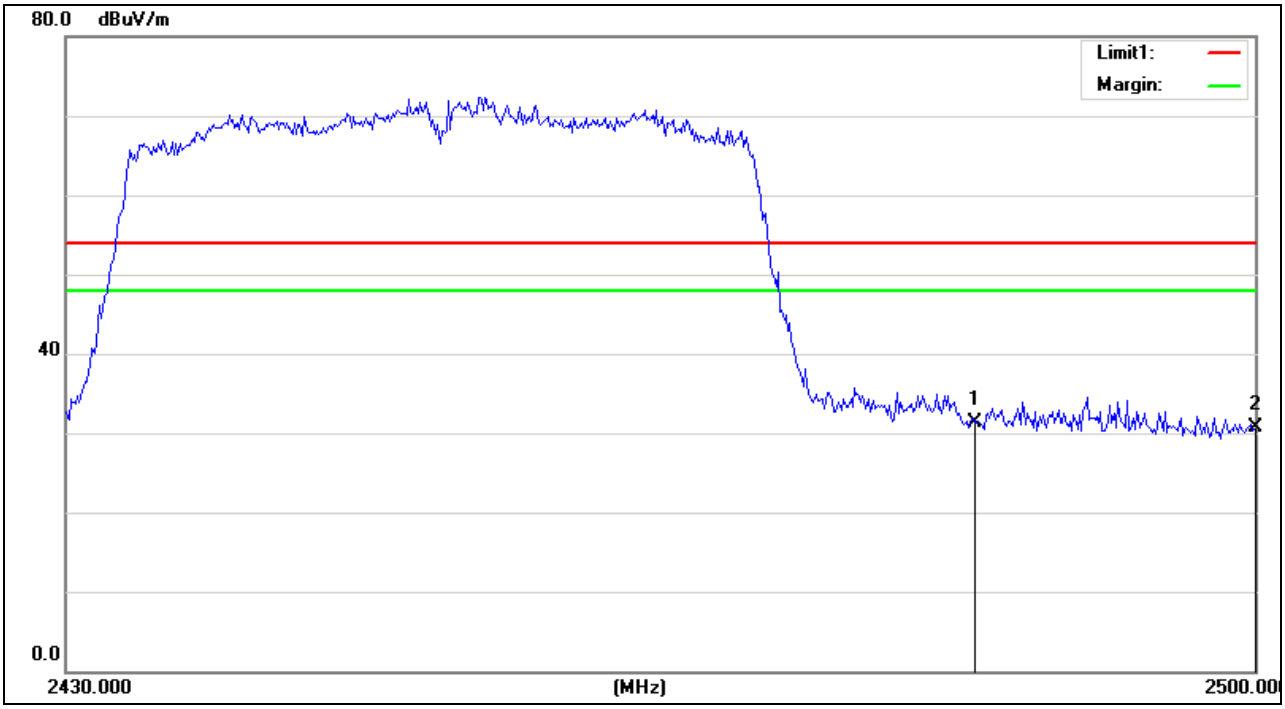

No.	Frequency (MHz)	Reading (dBuV/m)	Correct Factor(dB/m)	Result (dBuV/m)	Limit (dBuV/m)	Margin (dB)	Remark
1	2483.500	30.60	0.61	31.21	54.00	-22.79	peak
2	2500.000	30.10	0.62	30.72	54.00	-23.28	peak

Project No.:	**E201510156977**	**Polarziation:**	**Horizontal**
Standard:	**(RE)FCC PART 15 class B 3m_AVG**	**Power Source:**	**AC 120V/60Hz**
Test item:	**Radiation Test**	**Date:**	**2015-11-16**
Temp./Hum.(%RH):	**23.9/57%RH**	**Time:**	**17:48:32**
EUT:	**SPOT**	**Distance:**	**3m**
Model:	**iSC5**	**Test Result:**	**Pass**
Note:	**N40-2452**		
Test By:	**Brian Xiao**		

No.	Frequency (MHz)	Reading (dBuV/m)	Correct Factor(dB/m)	Result (dBuV/m)	Limit (dBuV/m)	Margin (dB)	Remark
1	2483.500	40.48	0.61	41.09	54.00	-12.91	peak
2	2500.000	33.57	0.62	34.19	54.00	-19.81	peak

Note: factor =Cable loss+ Space loss-Antenna factor-Amplifier

12. BAND-EDGE MEASUREMENTS

12.1 LIMITS

FCC 15.247(d) & 15.209

12.2 TEST PROCEDURES

Test procedures follow KDB 558074 D01 DTS Measurement Guidance v03r01.

Remove the antenna from the EUT and then connect a low attenuation cable from the antenna port to the spectrum.

1. Reference level measurement

Below 1GHz Set the spectrum analyzer: RBW =100KHz VBW >= 3*RBW, Set the span to ≥ 1.5 times the DTS bandwidth. Sweep = auto; Detector Function = peak. Trace = Max-hold. Allow the trace to stabilize.

2. Set the spectrum analyzer: RBW =100KHz VBW >= 3*RBW, Set the span to ≥ 1.5 times the DTS bandwidth. Sweep = auto; Detector Function = peak. Trace = Max-hold. Allow the trace to stabilize.

12.3 TEST SETUP

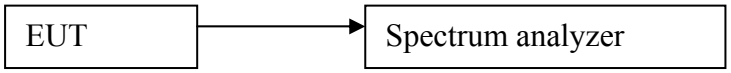

12.4 TEST RESULTS

802.11b mode:
Channel 2412MHz
reference level：

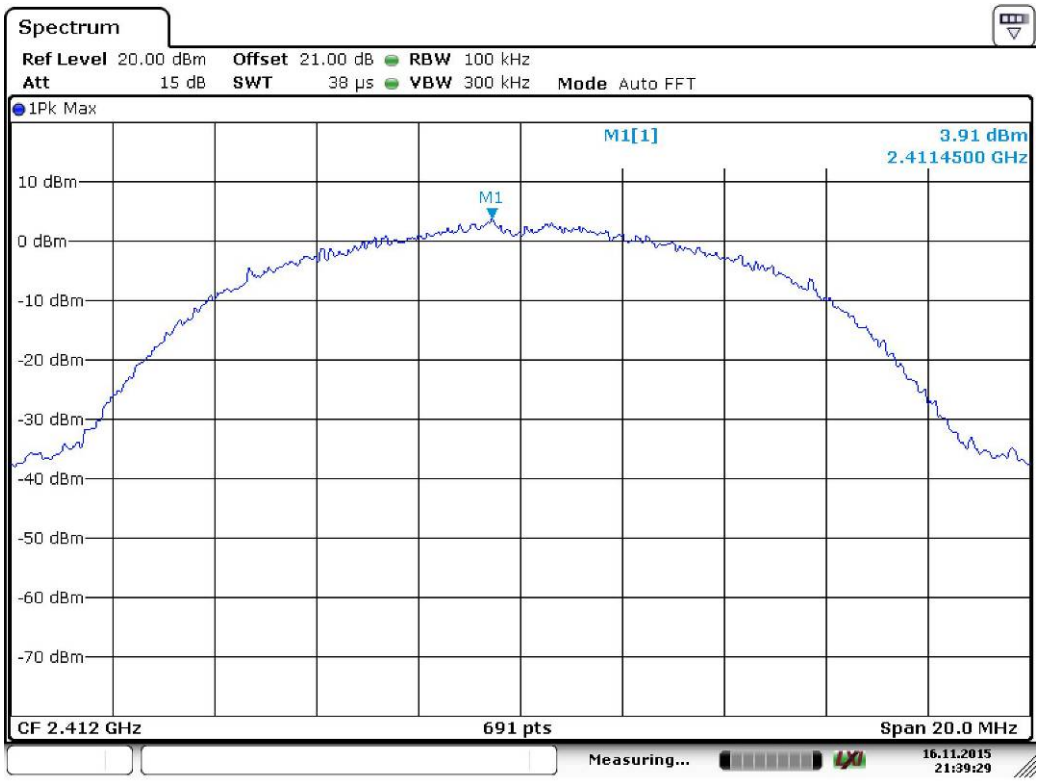

Date: 16.NOV.2015 21:39:29

Band edge:

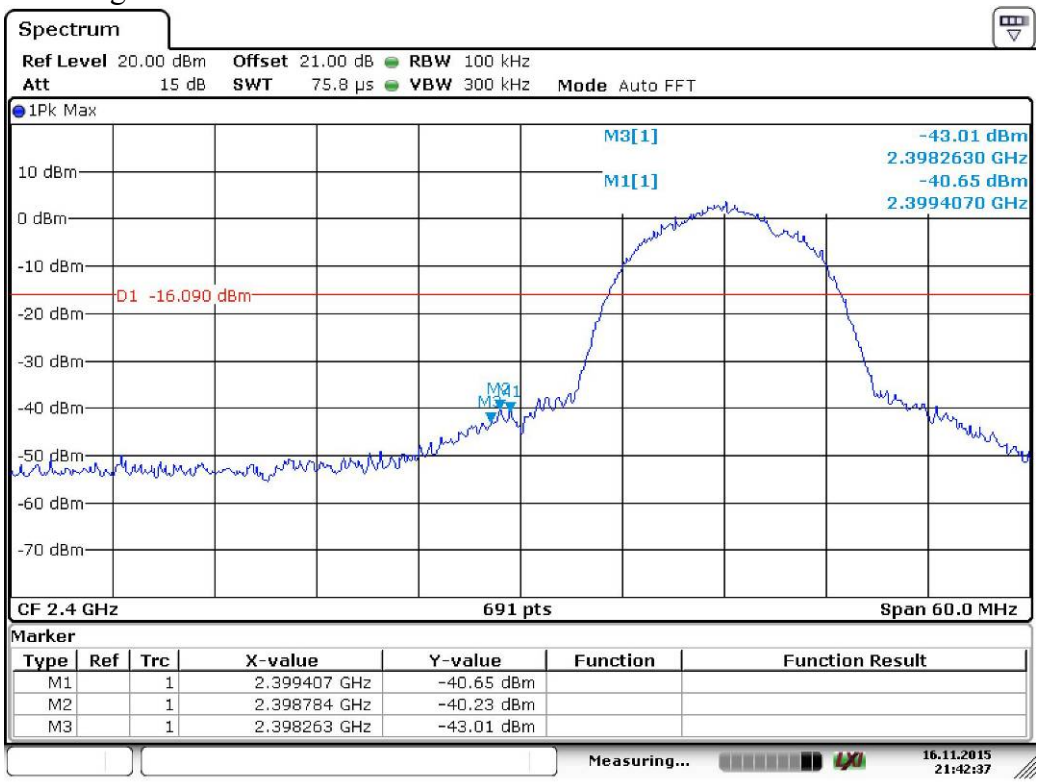

Marker

Type	Ref	Trc	X-value	Y-value	Function	Function Result
M1		1	2.399407 GHz	-40.65 dBm		
M2		1	2.398784 GHz	-40.23 dBm		
M3		1	2.398263 GHz	-43.01 dBm		

Date: 16.NOV.2015 21:42:36

802.11b mode:
Channel 2462MHz
reference level：

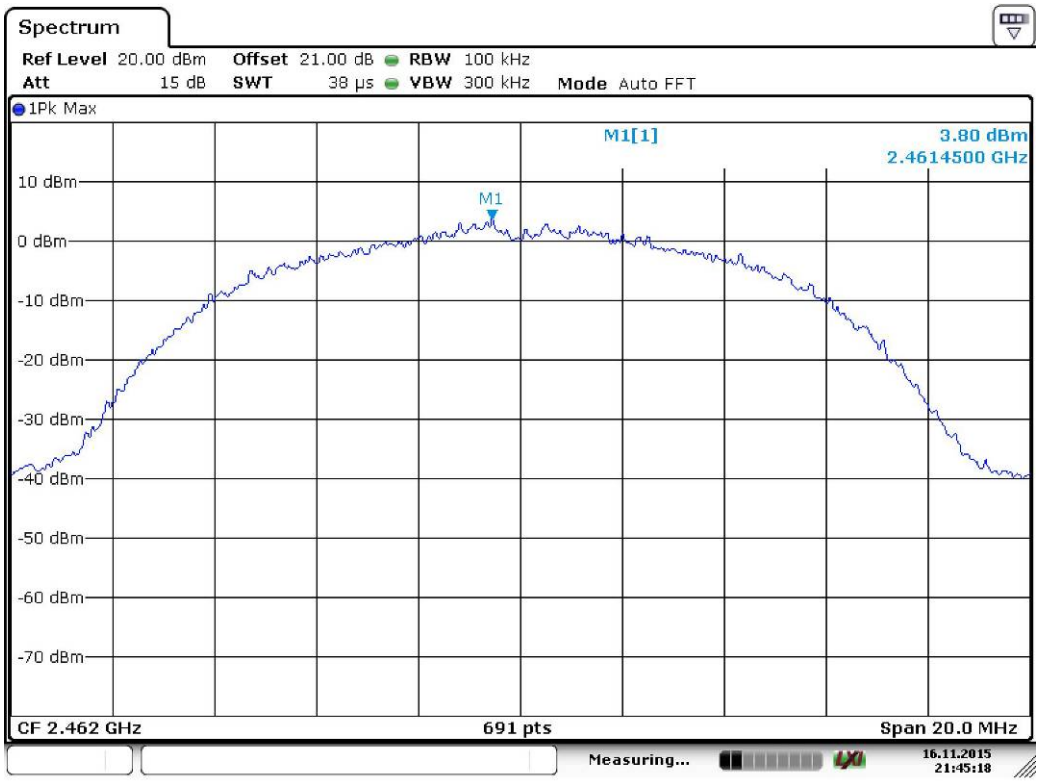

Date: 16.NOV.2015 21:45:19

Band edge:

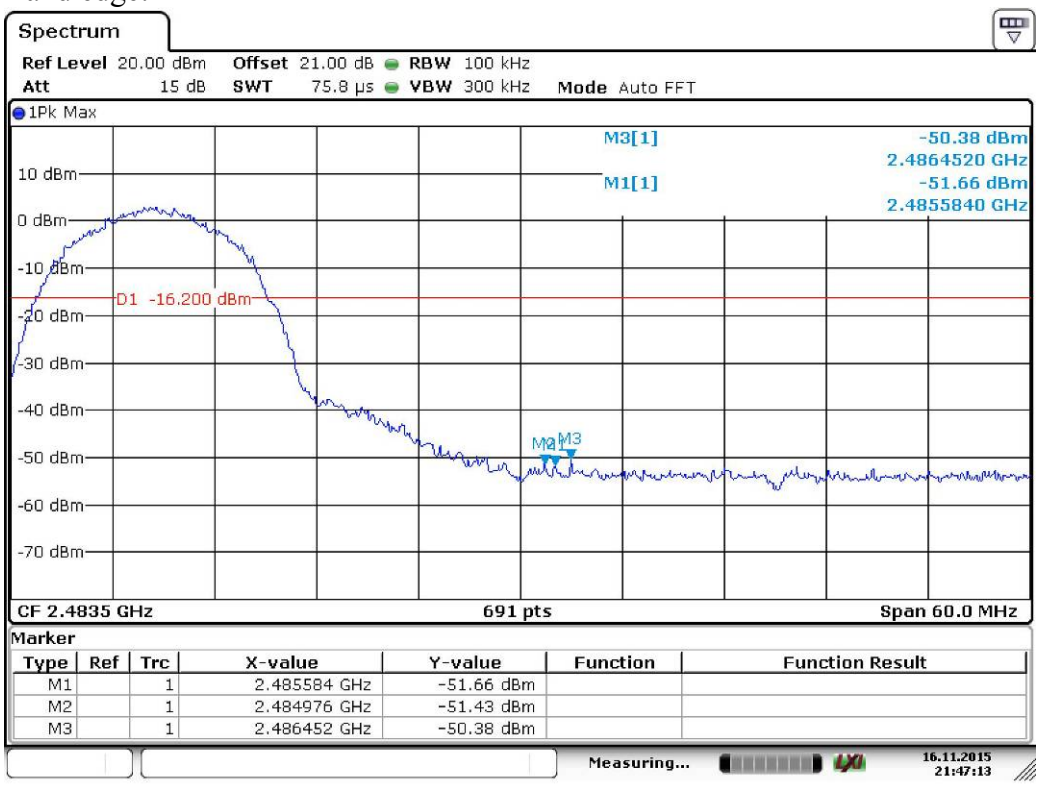

Marker

Type	Ref	Trc	X-value	Y-value	Function	Function Result
M1		1	2.485584 GHz	-51.66 dBm		
M2		1	2.484976 GHz	-51.43 dBm		
M3		1	2.486452 GHz	-50.38 dBm		

Date: 16.NOV.2015 21:47:14

802.11g mode:
Channel 2412MHz
reference level：

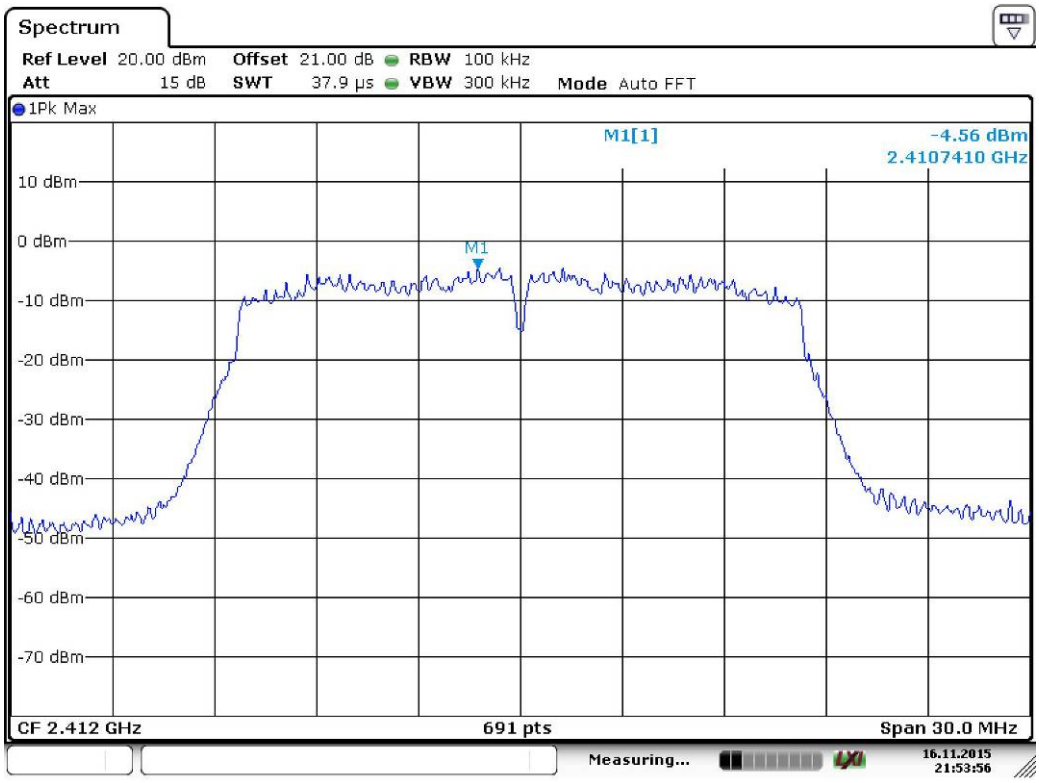

Date: 16.NOV.2015 21:53:56

Band edge:

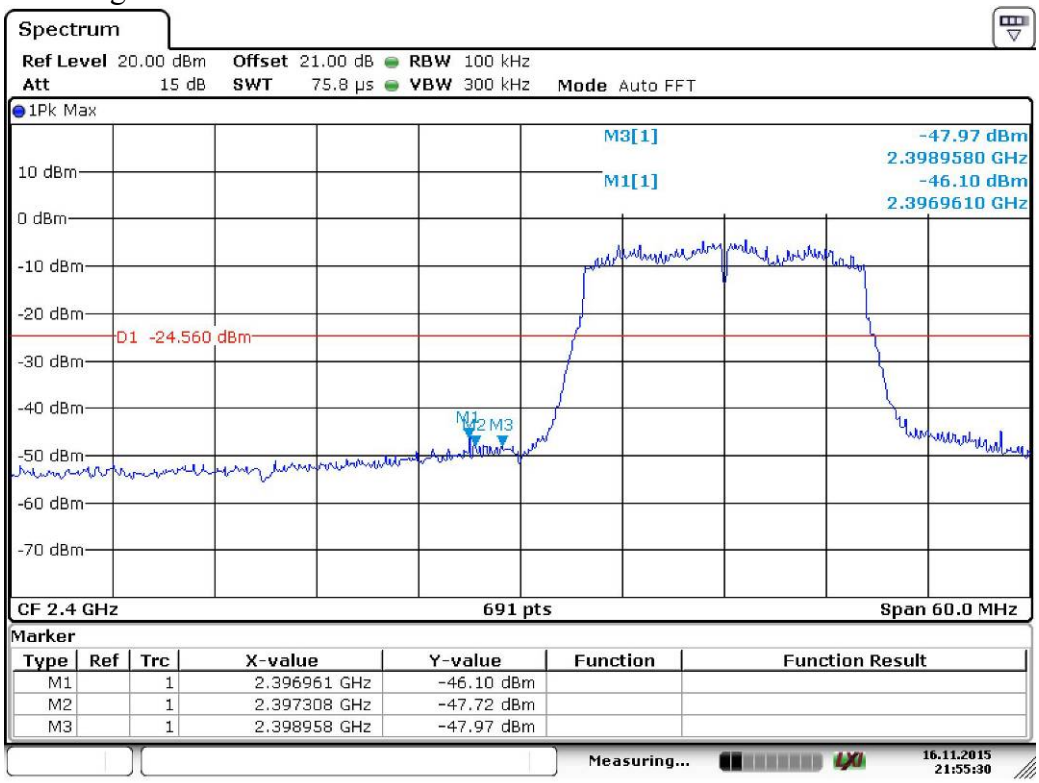

Marker

Type	Ref	Trc	X-value	Y-value	Function	Function Result
M1		1	2.396961 GHz	-46.10 dBm		
M2		1	2.397308 GHz	-47.72 dBm		
M3		1	2.398958 GHz	-47.97 dBm		

Date: 16.NOV.2015 21:55:31

802.11g mode:
Channel 2462MHz
reference level：

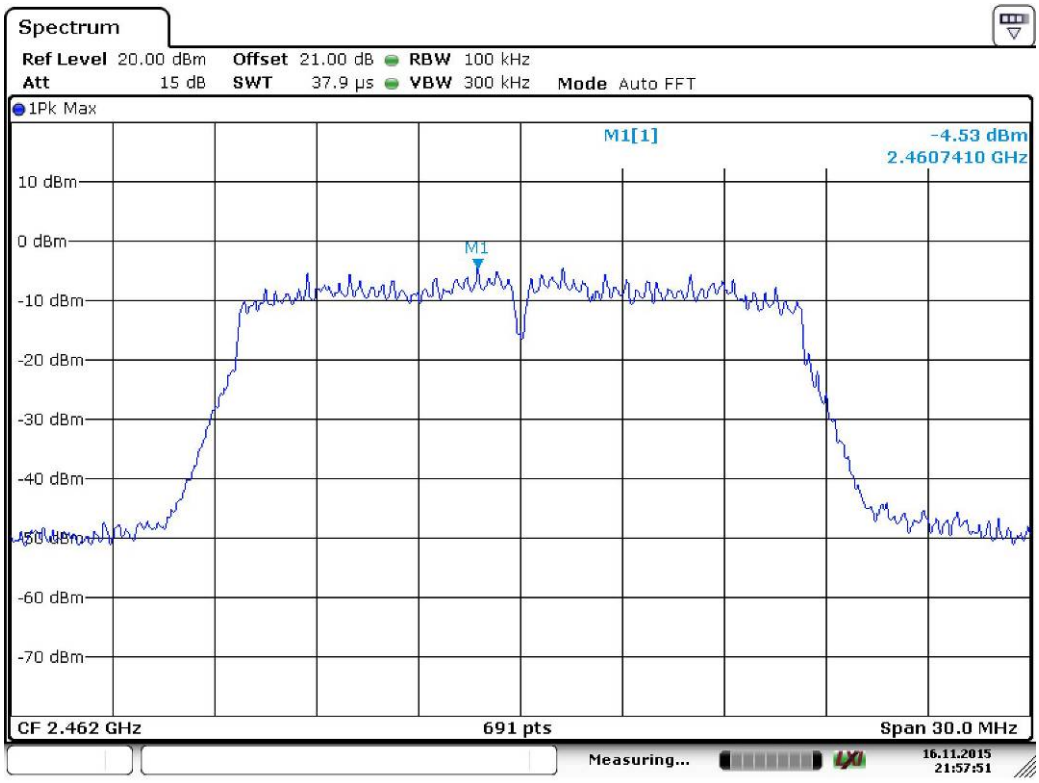

Date: 16.NOV.2015 21:57:52

Band edge:

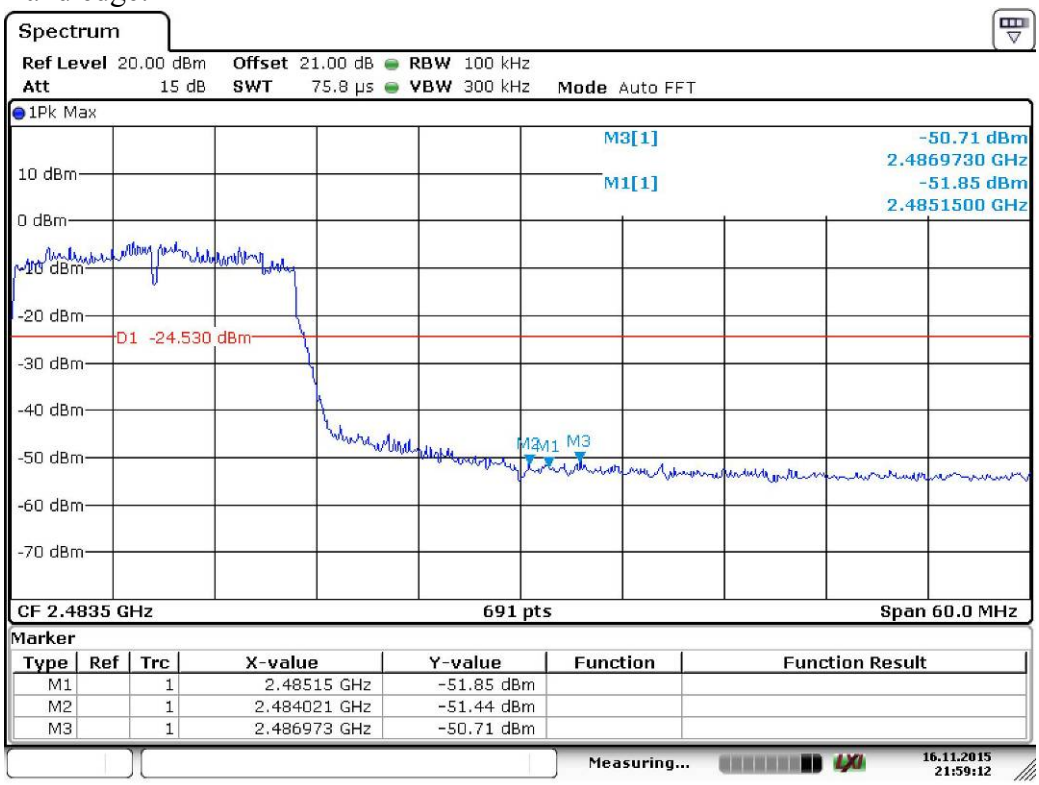

Marker

Type	Ref	Trc	X-value	Y-value	Function	Function Result
M1		1	2.48515 GHz	-51.85 dBm		
M2		1	2.484021 GHz	-51.44 dBm		
M3		1	2.486973 GHz	-50.71 dBm		

Date: 16.NOV.2015 21:59:12

802.11n20 mode:
Channel 2412MHz
reference level：

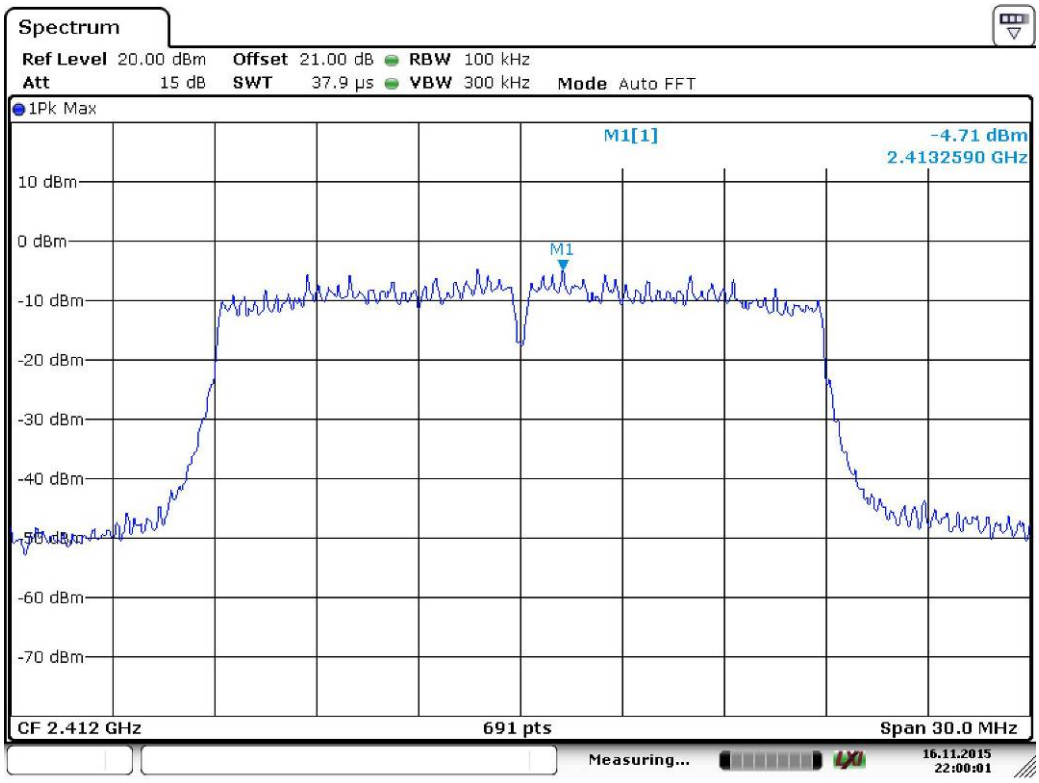

Date: 16.NOV.2015 22:00:01

Band edge:

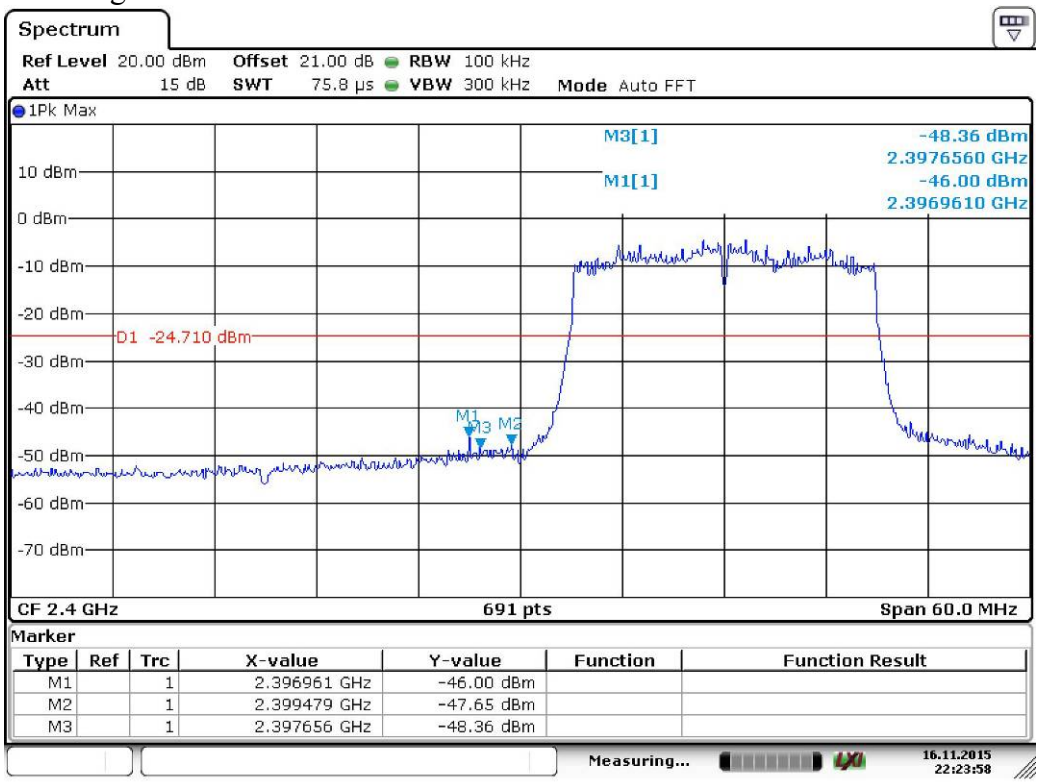

Marker

Type	Ref	Trc	X-value	Y-value	Function	Function Result
M1		1	2.396961 GHz	-46.00 dBm		
M2		1	2.399479 GHz	-47.65 dBm		
M3		1	2.397656 GHz	-48.36 dBm		

Date: 16.NOV.2015 22:23:58

802.11n20 mode:
Channel 2462MHz
reference level：

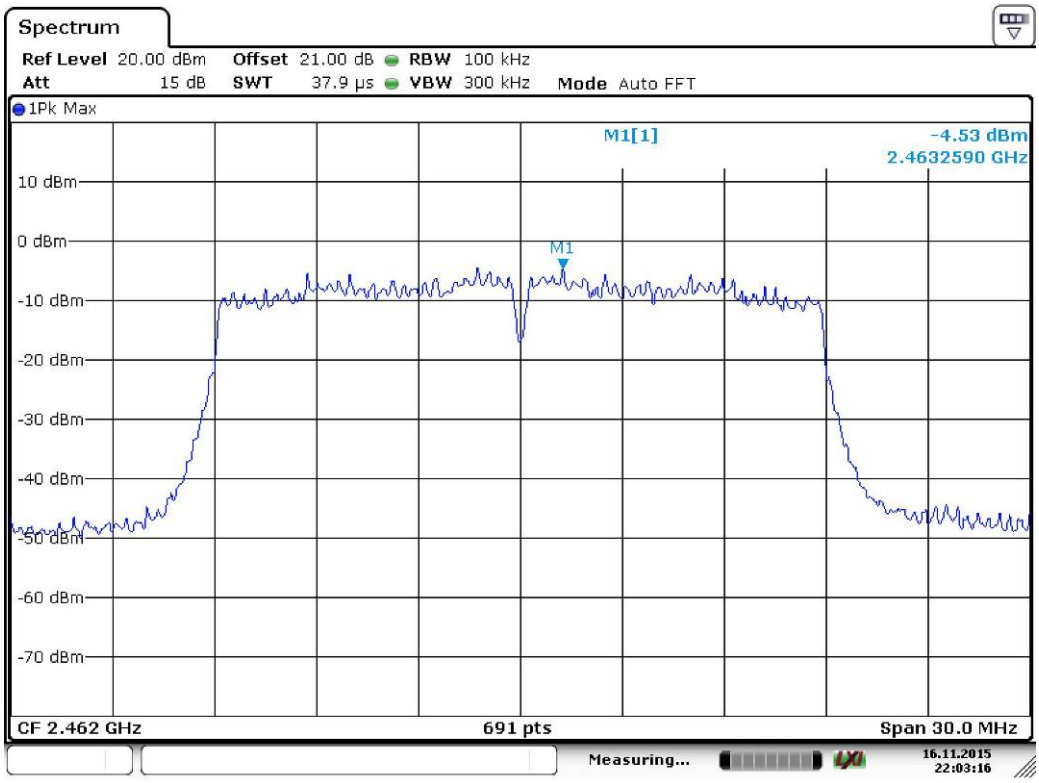

Date: 16.NOV.2015 22:03:16

Band edge:

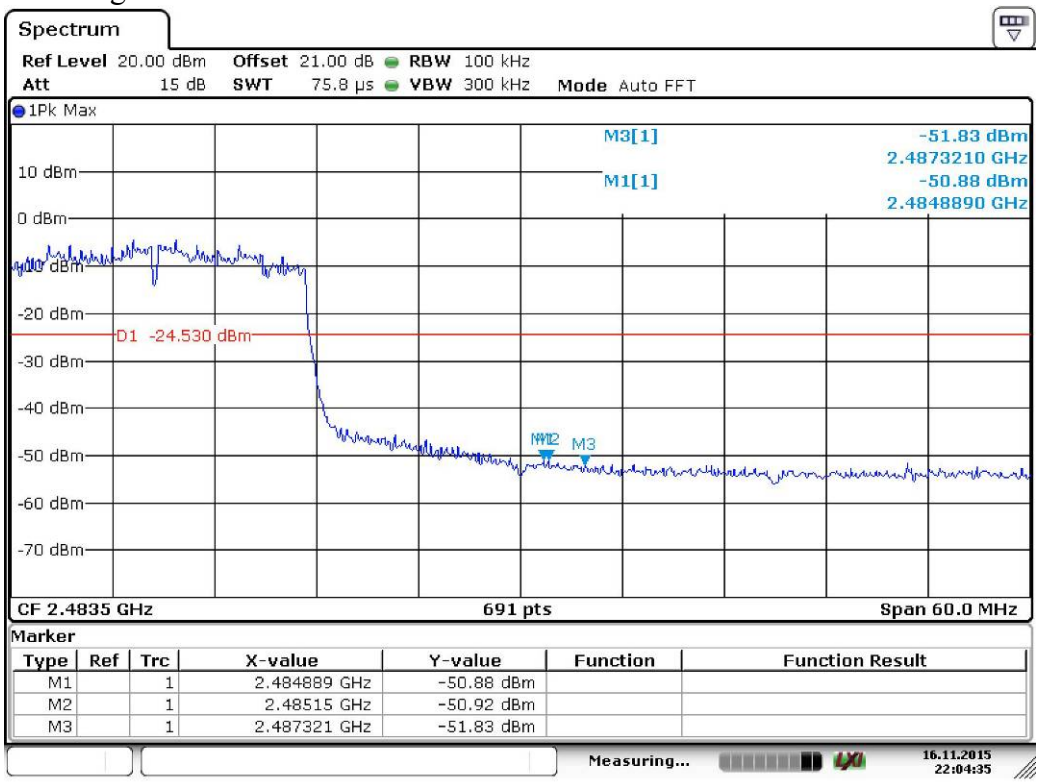

Marker

Type	Ref	Trc	X-value	Y-value	Function	Function Result
M1		1	2.484889 GHz	-50.88 dBm		
M2		1	2.48515 GHz	-50.92 dBm		
M3		1	2.487321 GHz	-51.83 dBm		

Date: 16.NOV.2015 22:04:35

802.11n40 mode:
Channel 2422MHz
reference level：

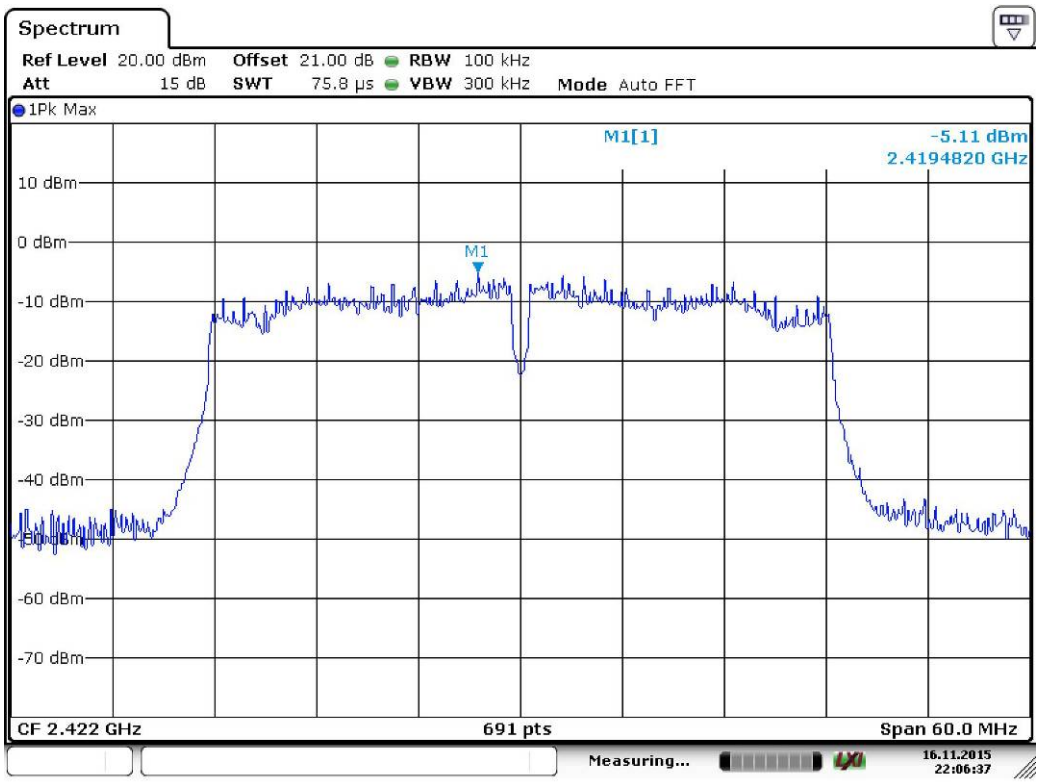

Date: 16.NOV.2015 22:06:36

Band edge:

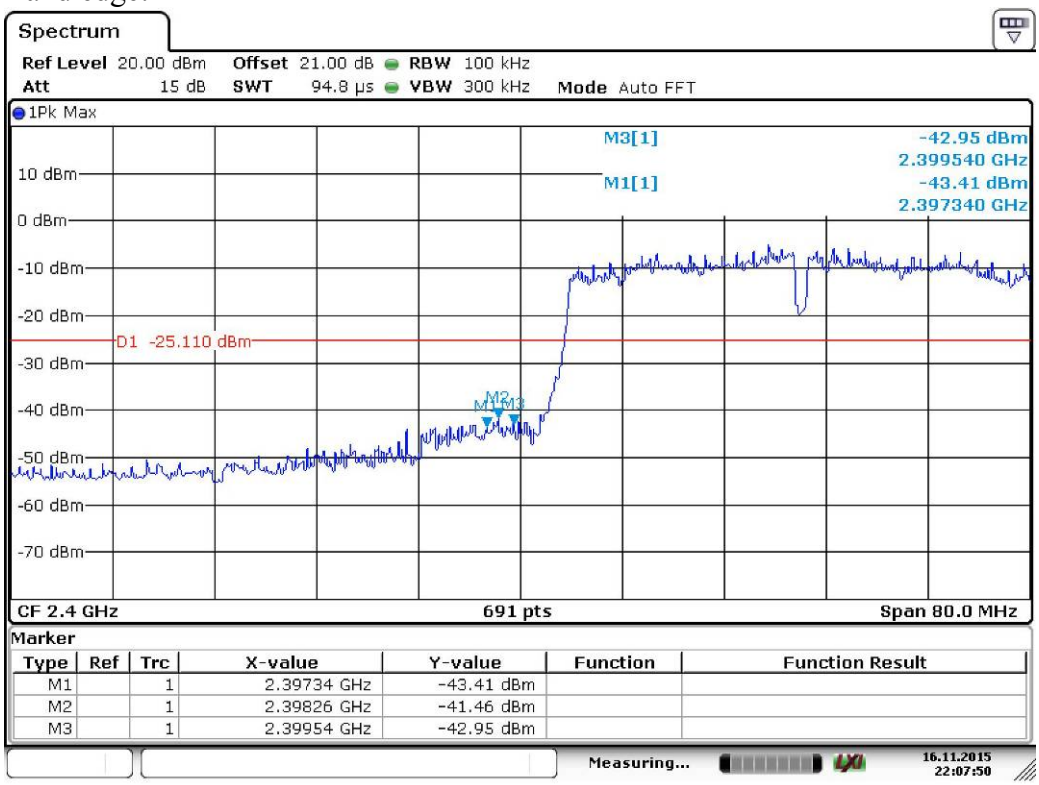

Marker

Type	Ref	Trc	X-value	Y-value	Function	Function Result
M1		1	2.39734 GHz	-43.41 dBm		
M2		1	2.39826 GHz	-41.46 dBm		
M3		1	2.39954 GHz	-42.95 dBm		

Date: 16.NOV.2015 22:07:50

802.11n40 mode:
Channel 2452MHz
reference level：

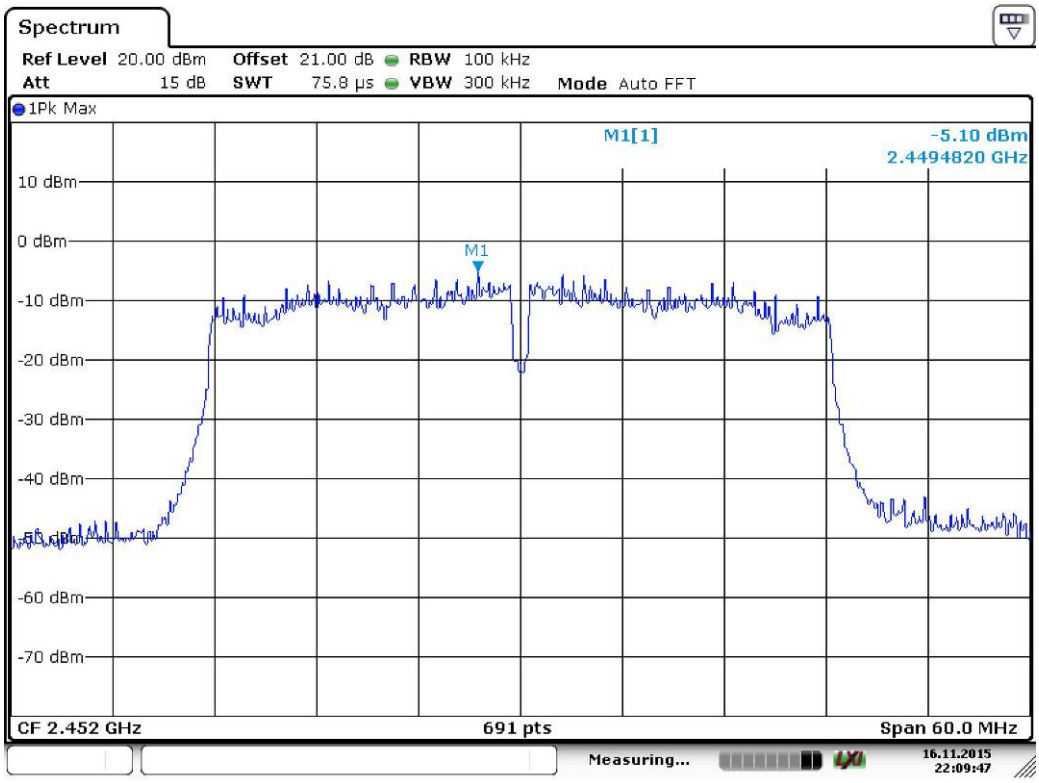

Date: 16.NOV.2015 22:09:48

Band edge:

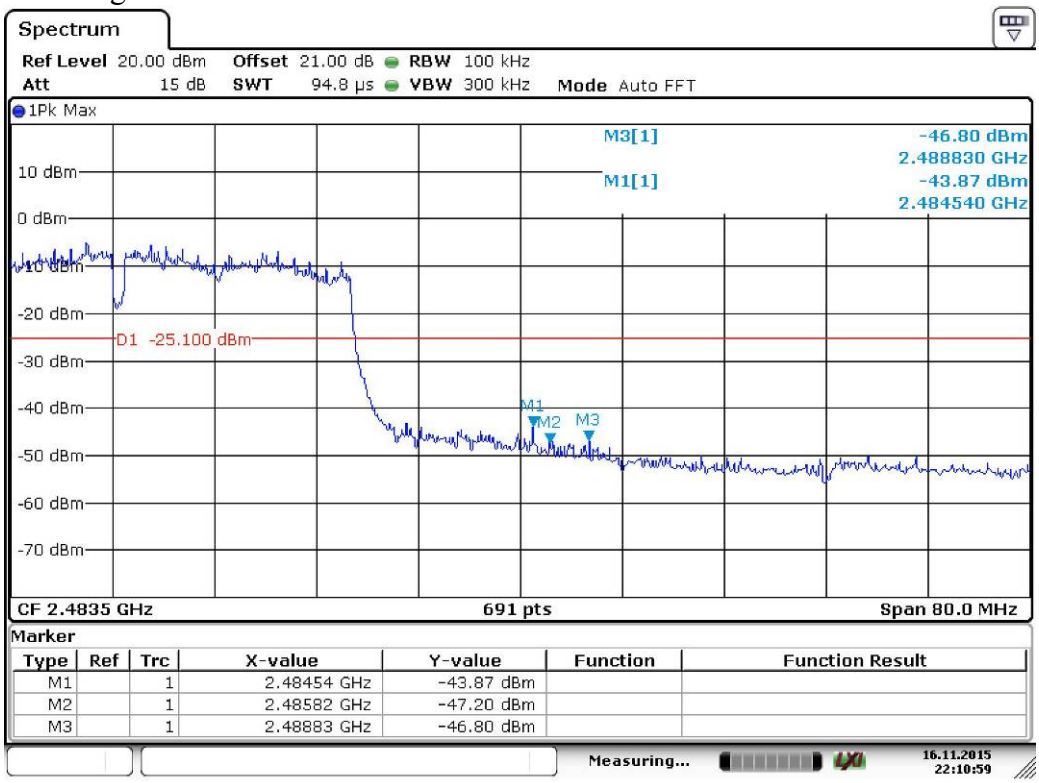

Marker

Type	Ref	Trc	X-value	Y-value	Function	Function Result
M1		1	2.48454 GHz	-43.87 dBm		
M2		1	2.48582 GHz	-47.20 dBm		
M3		1	2.48883 GHz	-46.80 dBm		

Date: 16.NOV.2015 22:11:00

APPENDIX A: PHOTOGRAPH OF THE TEST ARRANGEMENT

RSE（Below 1GHz）

RSE（Above 1GHz）

CE

----------This is the last page of the report. ----------