AMERICAN EAGLE
OUTFITTERS

BLUETOOTH

WIRELESS EARPHONES

FEATURING **BLUETOOTH**® WIRELESS TECHNOLOGY

QUICK START GUIDE * ITEM AEBTE

BC

Important Safety Precautions

When using your American Eagle Wireless Earphones, basic safety precautions should always be followed, including the following:

1. READ ALL INSTRUCTIONS BEFORE USING YOUR EARPHONES.
2. Do not use your earphones near water. Clean using a dry or slightly moist cloth.
3. Do not place your earphones on any wet surfaces.
4. Do not allow children or the infirm to play with your earphones without adult supervision.
5. Do not expose your earphones to excessive heat, flames or fire.
6. Always press all buttons carefully. Do not manhandle your earphones.
7. Do not use in extremely dry environments, as this can lead to static discharge during usage.
8. Do not expose your earphones to temperatures above 40°C. Keep out of direct sunlight.
9. Do not attempt to repair this product yourself. Contact a qualified service center if your earphones are in need of service.
10. Do not drop, puncture or expose your earphones to excessive trauma.
11. Your earphones are not intended for commercial use.
12. Do not place near objects that generate a strong magnetic field.
13. Use only the supplied charging cables. Unplug this device when not in use for long periods of time or during lightning storms.

⚠ CAUTION	**Risk of Fire and Burns.** Do Not Open, Crush, Heat Above 104°F (40°C) or Incinerate. Always Follow All Manufacturer's Instructions When Using.

Introduction

Thank you for purchasing your American Eagle Outfitters Wireless Earphones, item AEBTE. You can use your earphones with iPads, iPhones, iPods and many other types of smartphones and Bluetooth devices to stream music and enjoy hands-free calling. In order to get the best results when using this device, please read this manual first before using.

Package Contents

-American Eagle Outfitters AEBTE Wireless Earphones
-USB Charging Cable
-Quick Start Guide

Specifications

Bluetooth Specification: V3.0+EDR
Operation Frequency: 2.402-2.48GHz
Supported Profile: HSP, HFP, A2DP, AVRCP
Operation Range: Up to 33 feet (10 meters)
Play Time: ~2 hours*
Battery Type: 70mAh, 3.7V, Polymer Lithium Ion Battery
Charge Time: ~2 Hours

*Applicable at 60% of maximum volume. Results will be lower when volume is higher.

A Quick Look at Your Device

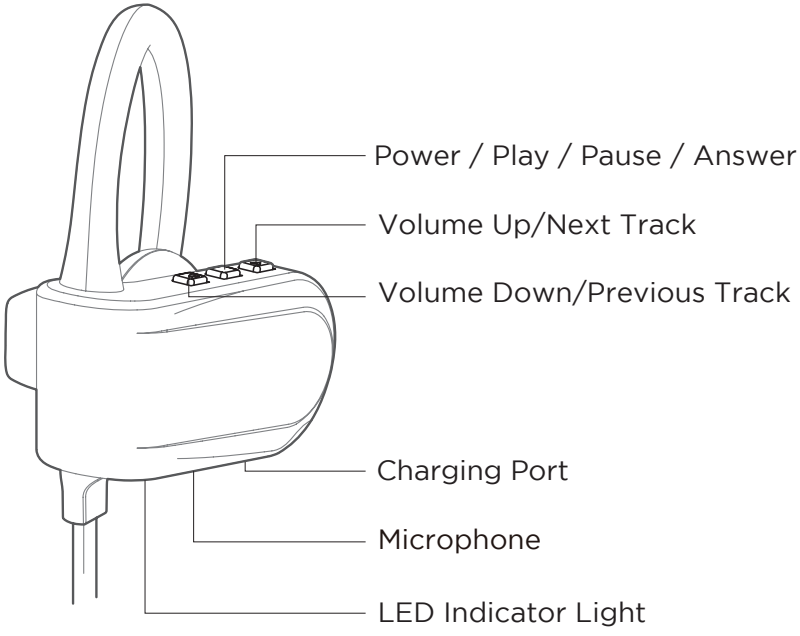

Charging Your Earphones

Your earphones have a built-in, rechargeable lithium-polymer battery. To avoid damage, do not attempt to remove the battery. The full performance of the battery is only achieved after a few charging-discharging cycles. Charge the battery fully before first use. To do so, follow the steps below:

1. Connect one end of the included USB charging cable to the charging port on your earphones. Then plug the other end of the USB charging cable into a USB port on your computer or a suitable power adapter in order to recharge the internal rechargeable battery.

NOTE: The internal battery of your earphones takes approximately two hours to charge when completely drained.

2. When the battery is charging, the LED indicator light will turn red. The LED indicator light will turn off when the battery is fully charged. Unplug when charging is complete.

NOTE: Overcharging could reduce the life of the battery. A charged battery will lose its capacity if it is not used on a regular basis.

Important!
To avoid a complete discharge of the battery, charge your earphones at least once every six months.

Pairing Your Earphones with a Bluetooth Device

Your earphones can be paired with most Bluetooth devices including iPads, iPhones, iPod Touches, and most smartphones, laptops and tablets. In order to pair your earphones with a phone, follow the steps below:

1. Press and hold the “POWER” button until your earphones turn on. The LED indicator light will start alternately flashing red and then blue repeatedly. This indicates that your earphones are in pairing mode.

2. Go to the Bluetooth Manager of your Bluetooth device.

3. Search Bluetooth devices and select “AE Earphone” to start connecting.

4. Enter “0000” if your device asks for the PIN code.

5. Once paired, the LED indicator light will slowly blink blue every three seconds.

Note: If pairing is not completed after an extended period of time, the earphones will power off. If this happens, repeat the pairing steps above.

Using Your Earphones

Powering Your Earphones On and OFF

1. Press and hold the “POWER” button for 3 seconds to power on your earphones. If you have already paired your earphones to your Bluetooth device, they will automatically remain paired each time you power on your earphones.
2. Press and hold the “POWER” button for 5 seconds to power off your earphones.

Listening to Music

- Play/Pause Button: Press to play or pause a track.
- Quickly tap the “NEXT TRACK/VOLUME UP” button to increase the volume.
- Quickly tap the “PREVIOUS TRACK/VOLUME DOWN” button to decrease the volume.
- Press and hold the “NEXT TRACK/VOLUME UP” button to advance to the next song in a playlist.
- Press and hold the “PREVIOUS TRACK/VOLUME DOWN” button to go back to the previous song in a playlist.

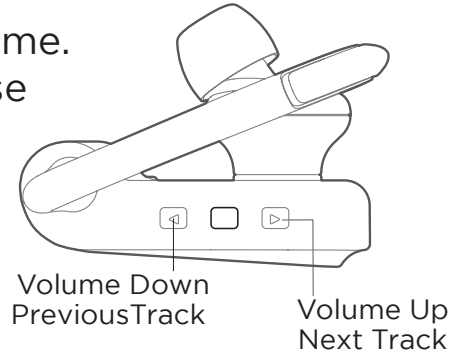

Note: You can also adjust volume and playback settings on your phone.

Using the Phone Function

- Last Number Re-dial: Press the ANSWER button twice to re-dial the last number called.
- Answering a Call: Quickly press the ANSWER button to answer an incoming call.
- Reject an Incoming Call: Press and hold the ANSWER button to reject an incoming call.
- Ending a Call: Quickly press the ANSWER button to end a call.

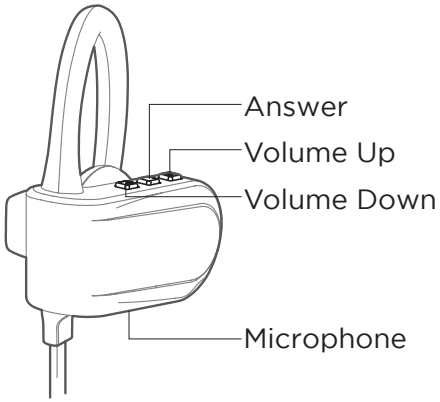

Maintenance and Care

-Before using your earphones, examine the ear cups to make sure that they are clean. Similarly, inspect any ports on your earphones to make sure that they are clear of dust and debris before charging.

-Use a soft cloth or paper towel to clean earphones. Do not allow moisture to get inside the ear cups. Never use any harsh chemicals or detergents for cleaning. Make sure your earphones are dry before using.

-When your earphones are not in use, they should be stored in a cool, dry place.

-Never tug or yank on the USB cable while it is connected to your earphones. Connect and disconnect cables as carefully as possible.

-Never expose your earphones to high temperatures, extreme cold, high humidity or excessive moisture or water.

-Please recycle or dispose of your earphones properly based on the laws and rules of your municipality. Contact local recycling facilities and/or the manufacturer of your earphones for further information.

FCC Statement

Changes or modifications not expressly approved by the party responsible for compliance could void the user's authority to operate the equipment.

This device complies with Part 15 of the FCC Rules. Operation is subject to the following two conditions: (1) this device may not cause harmful interference, and (2) this device must accept any interference received, including interference that may cause undesired operation.

This equipment has been tested and found to comply with the limits for a Class B digital device, pursuant to Part 15 of the FCC Rules. These limits are designed to provide reasonable protection against harmful interference in a residential installation. This equipment generates, uses and can radiate radio frequency energy and, if not installed and used in accordance with the instructions, may cause harmful interference to radio communications. However, there is no guarantee that interference will not occur in a particular installation.
If this equipment does cause harmful interference to radio or television reception, which can be determined by turning the equipment off and on, the user is encouraged to try to correct the interference by one or more of the following measures:

-- Reorient or relocate the receiving antenna.
-- Increase the separation between the equipment and receiver.
-- Connect the equipment into an outlet on a circuit different from that to which the receiver is connected.
-- Consult the dealer or an experienced radio/TV technician for help.

EC Declaration of Conformity

Operation is subject to the following two conditions:

1. This device may not cause harmful interference.
2. This device must accept any interference received, including interference that may cause undesired operation.

Note: The manufacturer is not responsible for ANY interference, for example RADIO or TV interference, caused by unauthorized modifications to this equipment. Such modifications could void the user's authority to operate the equipment. This product is CE certified according to the provision of the R&TTE Directive (99/5/EC). This declares that this product is in compliance with the essential requirements and other relevant provisions of Directive 1999/5/EC. Please note that this product uses radio frequency bands not harmonized within EU. Within the EU this product is intended for use in Austria, Belgium, Denmark, Finland, France, Germany, Greece, Ireland, Italy, Luxembourg, the Netherlands, Portugal, Spain, Sweden, and United Kingdom and within EFTA in Iceland, Norway and Switzerland.

This device complies with Industry Canada license-exempt RSS standard(s). Operation is subject to the following two conditions: (1) this device may not cause interference, and (2) this device must accept any interference, including interference that may cause undesired operation of the device.

Le présent appareil est conforme aux CNR d'Industrie Canada applicables aux appareils radio exempts de licence. L'exploitation est autorisée aux deux conditions suivantes : (1) l'appareil ne doit pas produire de brouillage, et (2) l'utilisateur de l'appareil doit accepter tout brouillage radioélectrique subi, même si le brouillage est susceptible d'en compromettre le fonctionnement.

TECHNICAL SUPPORT

If You're Having Trouble, We're Here to Help!
Call us 24/7 at 1-877-397-8200

© 2017 AEO MANAGEMENT CO. ALL RIGHTS RESERVED.
TOUS DROITS RÉSERVÉS./ TODOS LOS DERECHOS RESERVADOS.

AMERICAN EAGLE MEXICO IMPORTS, S. DE R.L. DE C.V.
PASEO DE LA REFORMA NO. 342 PISO 23 – OFICINA 2301
COLONIA JUÁREZ, DELEGACIÓN CUAUHTÉMOC, 06600 MÉXICO, D. F.

IMPORTADO POR INDUSTRIA MERCADEO Y COLOR
S.A.S NIT. 890.940.122-2, CARRERA 43ª NO. 25B SUR-136
TEL (574)-270-4211 FAX (574)-331-4445,
REGISTRO SIC: 890940122 ENVIGADO–COLOMBIA
IMPORTADO POR: VEN: METAS, C.A.
RIF: J-30830867-6 SENCAMER: 0000104TI-02

IMPORTADO EN PERU POR CENCOSUD RETAIL PERU S.A,
CALLE AUGUSTO ANGULO #130
SAN ANTONIO-MIRAFLORES, LIMA-PERU
RUC: 20109072177