802.11b Out-of-Band Emissions - Ant 0 / Ant 0 + 1

Channel 11 (2462MHz)

100kHz PSD Reference Level	High Band Edge
	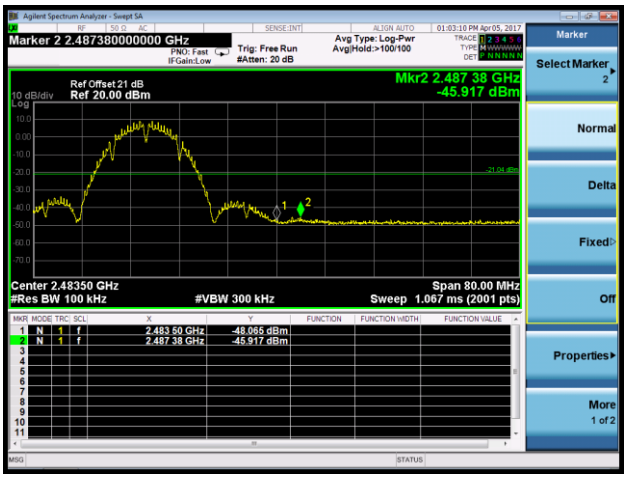
Spurious Emission	
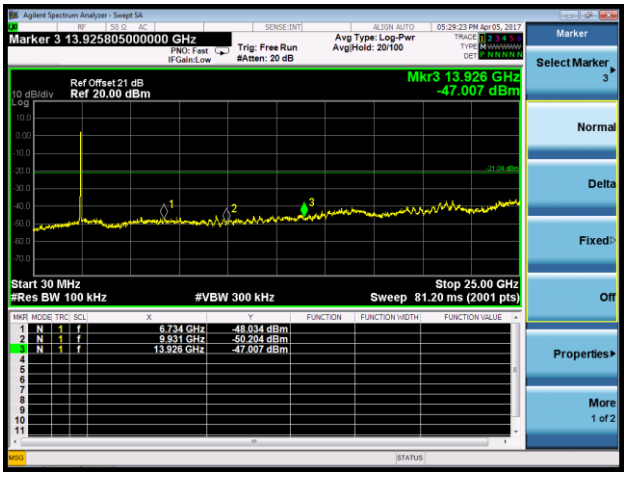	

802.11g Out-of-Band Emissions - Ant 0 / Ant 0 + 1

Channel 01 (2412MHz)

100kHz PSD Reference Level

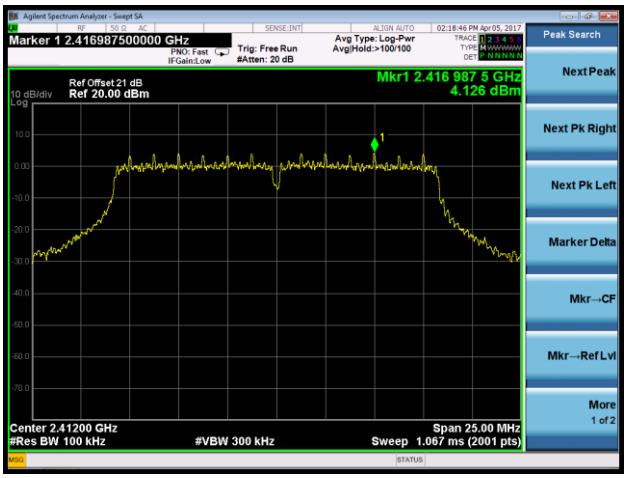

Low Band Edge

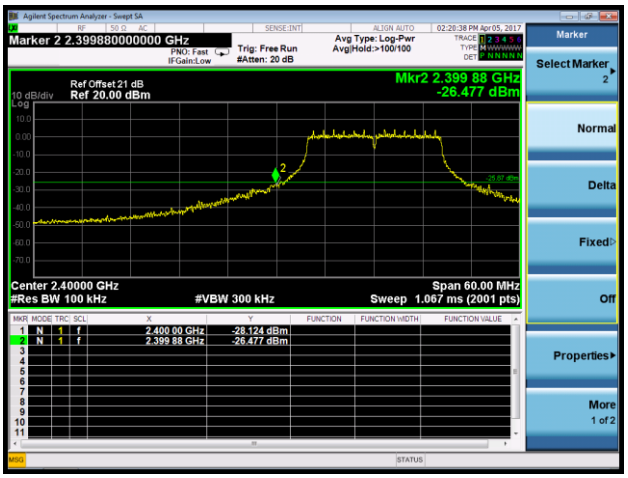

Spurious Emission

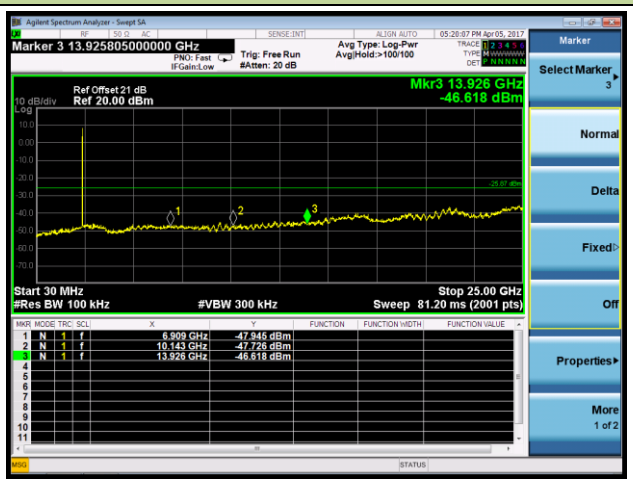

Channel 06 (2437MHz)

100kHz PSD Reference Level

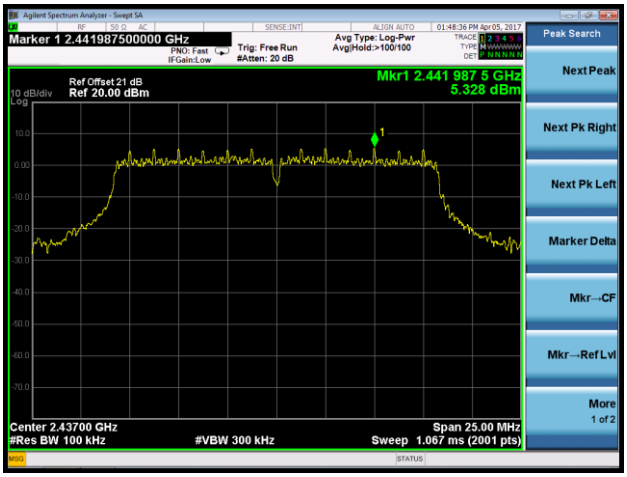

Spurious Emission

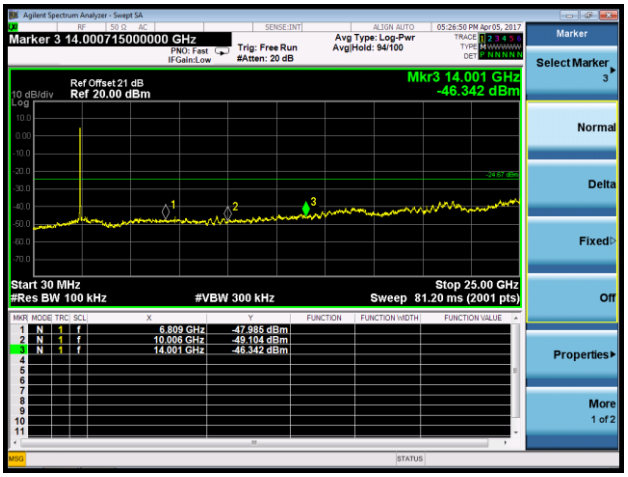

802.11g Out-of-Band Emissions - Ant 0 / Ant 0 + 1

Channel 11 (2462MHz)

100kHz PSD Reference Level	High Band Edge
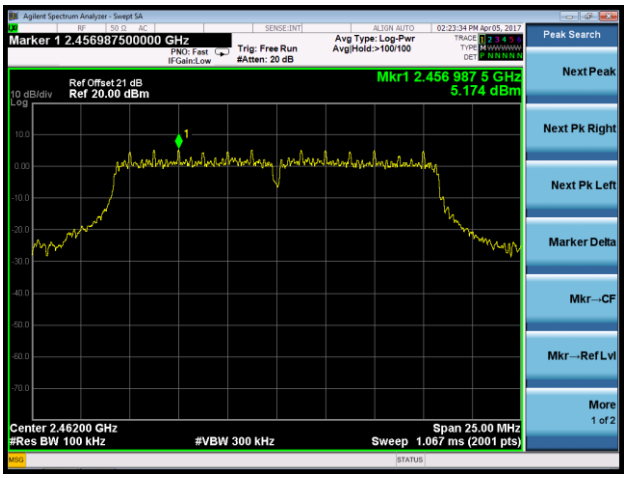	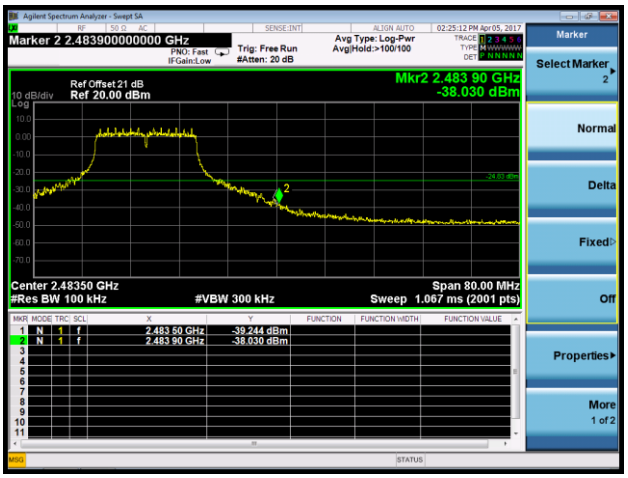
Spurious Emission	
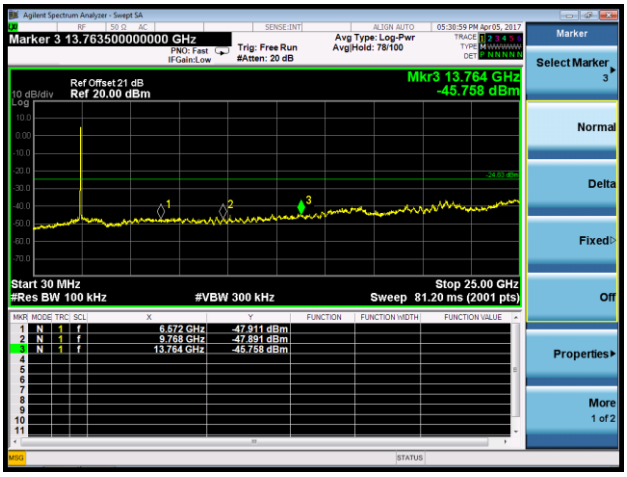	

802.11n-HT20 Out-of-Band Emissions - Ant 0 / Ant 0 + 1

Channel 01 (2412MHz)

100kHz PSD Reference Level

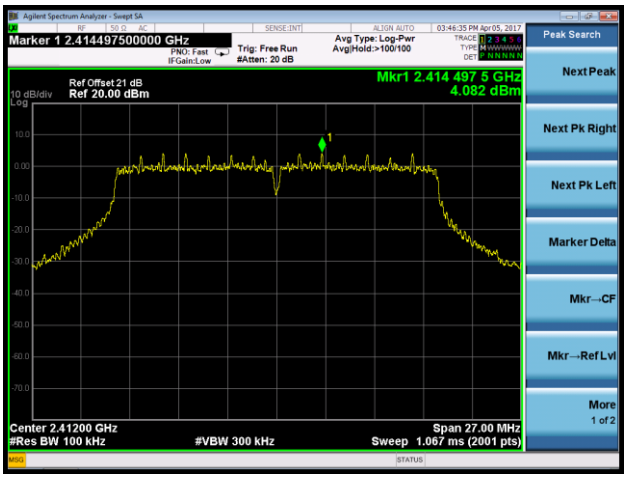

Low Band Edge

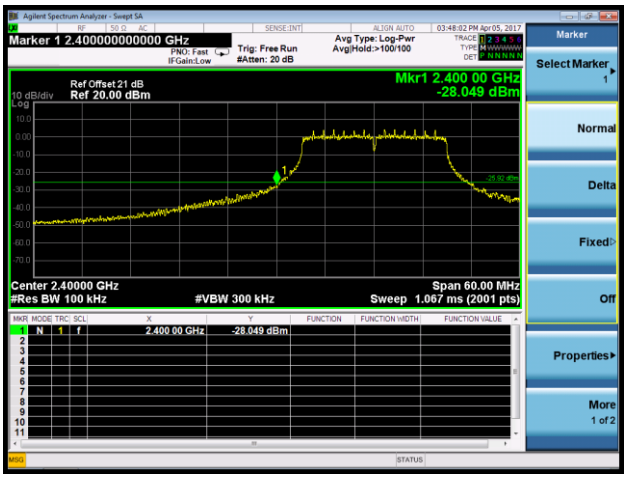

Spurious Emission

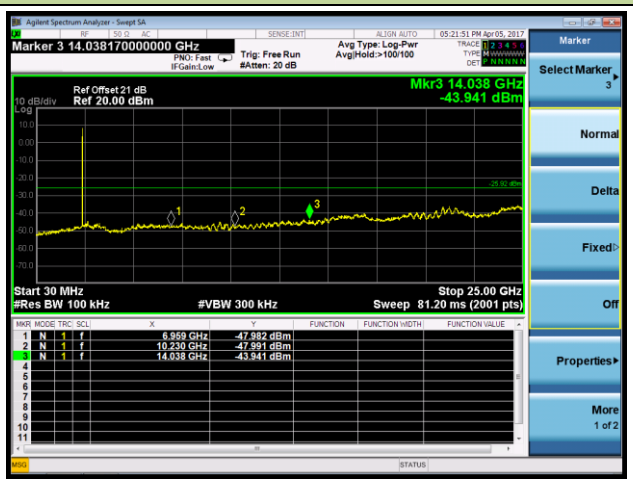

Channel 06 (2437MHz)

100kHz PSD Reference Level

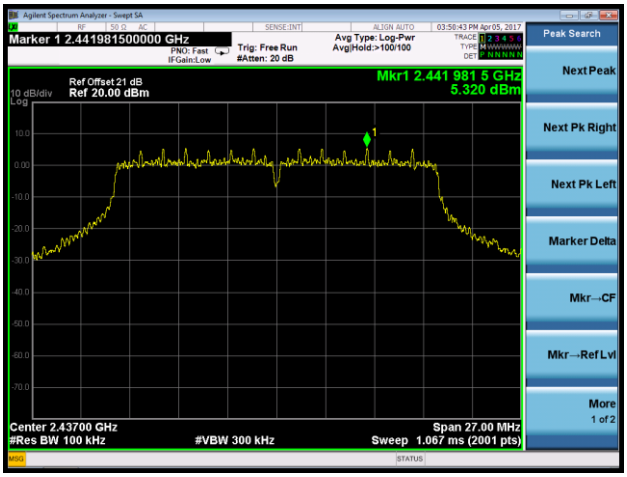

Spurious Emission

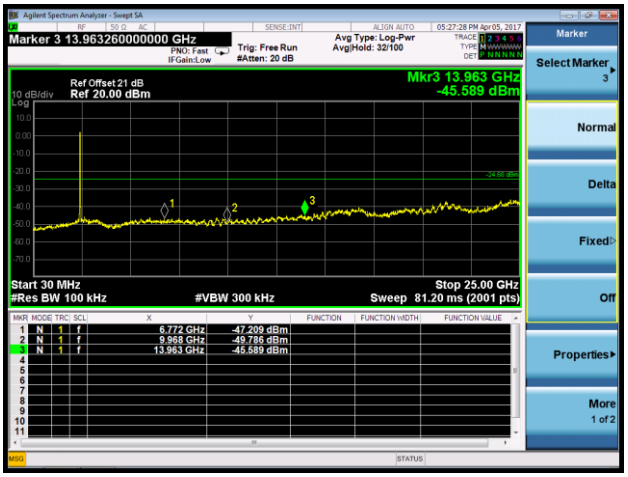

802.11n-HT20 Out-of-Band Emissions - Ant 0 / Ant 0 + 1

Channel 11 (2462MHz)

100kHz PSD Reference Level	High Band Edge
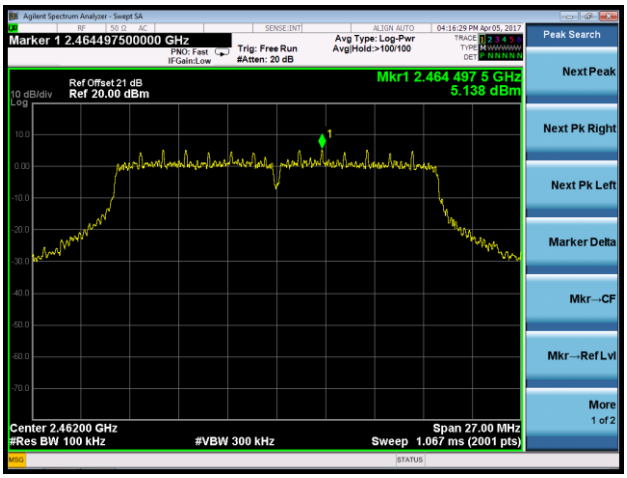	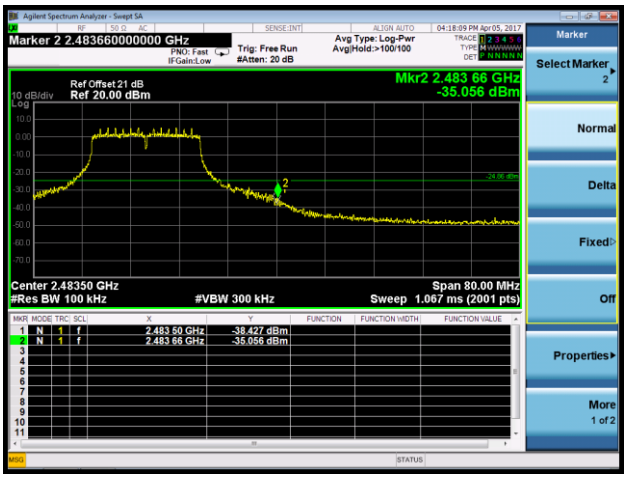
Spurious Emission	
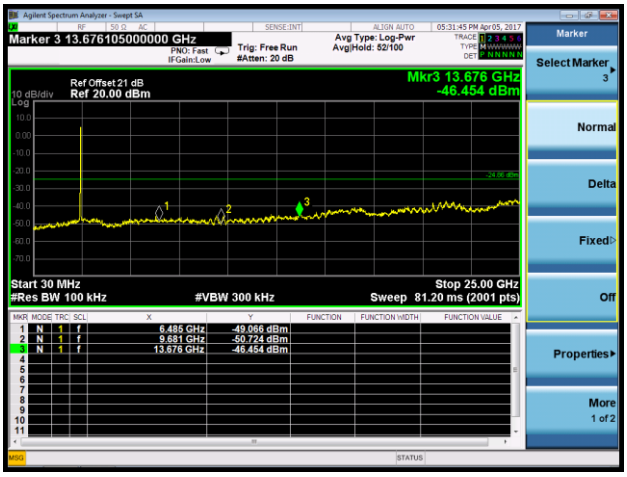	

802.11n-HT40 Out-of-Band Emissions - Ant 0 / Ant 0 + 1

Channel 03 (2422MHz)

100kHz PSD Reference Level

Low Band Edge

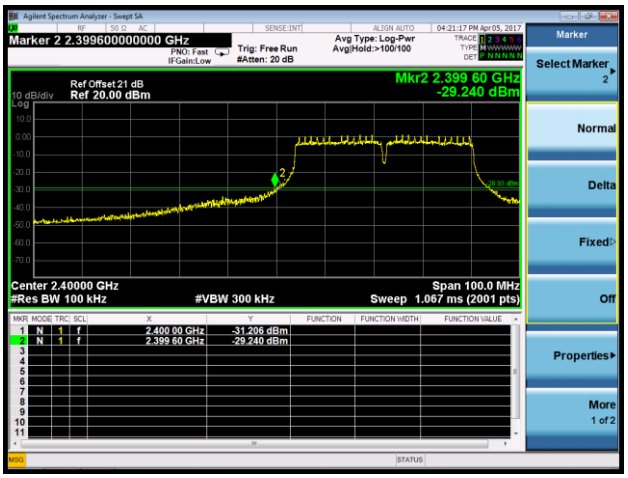

Spurious Emission

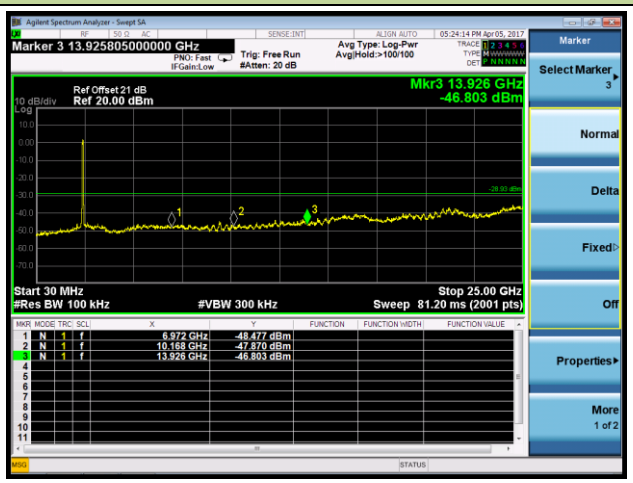

Channel 06 (2437MHz)

100kHz PSD Reference Level

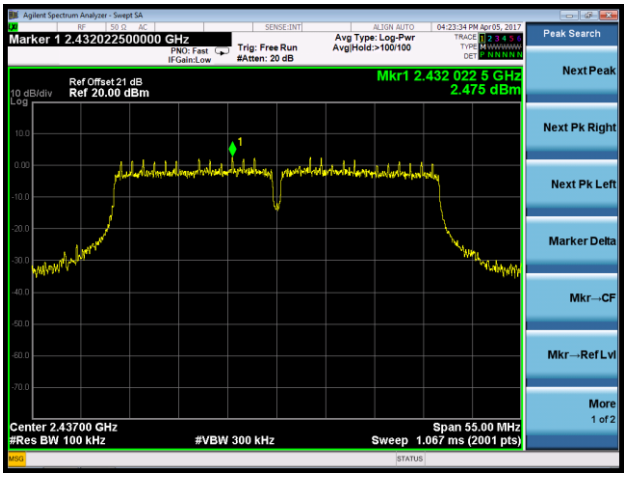

Spurious Emission

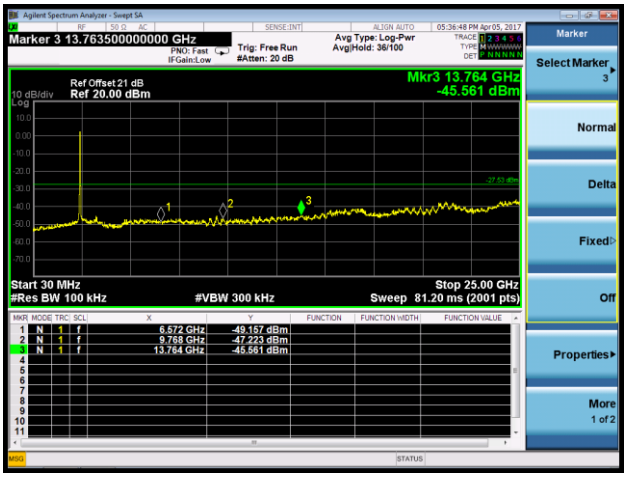

802.11n-HT40 Out-of-Band Emissions - Ant 0 / Ant 0 + 1

Channel 09 (2452MHz)

100kHz PSD Reference Level	High Band Edge
	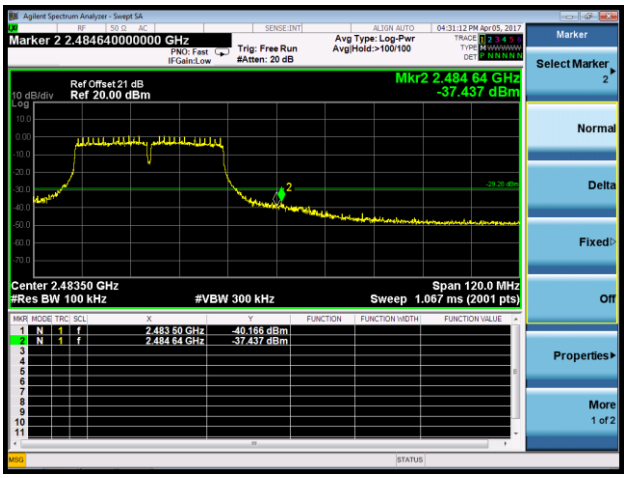
Spurious Emission	
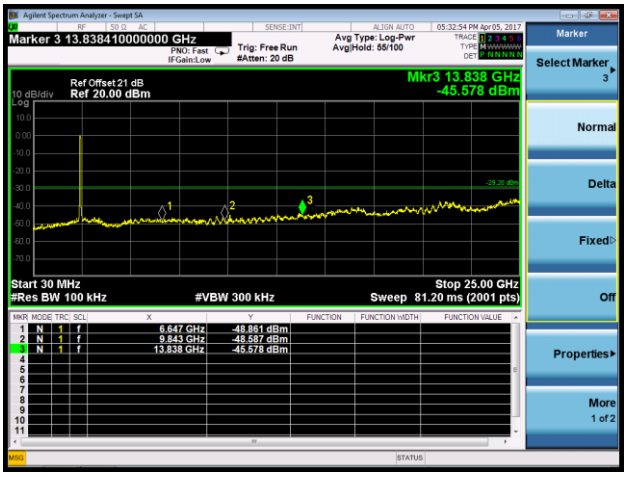	

7.6. Radiated Spurious Emission Measurement

7.6.1.Test Limit

All out of band emissions appearing in a restricted band as specified in Section 15.205 of the Title 47 CFR must not exceed the limits shown in Table per Section 15.209.

FCC Part 15 Subpart C Paragraph 15.209		
Frequency [MHz]	Field Strength [uV/m]	Measured Distance [Meters]
0.009 - 0.490	2400/F (kHz)	300
0.490 - 1.705	24000/F (kHz)	30
1.705 - 30	30	30
30 - 88	100	3
88 - 216	150	3
216 - 960	200	3
Above 960	500	3

7.6.2.Test Procedure Used

KDB 558074 D01v04 - Section 12.2.3 (quasi-peak measurements)

KDB 558074 D01v04 - Section 12.2.4 (peak power measurements)

KDB 558074 D01v04 - Section 12.2.5 (average power measurements)

7.6.3.Test Setting

Peak Field Strength Measurements

1. Analyzer center frequency was set to the frequency of the radiated spurious emission of interest
2. RBW = as specified in Table 1
3. VBW = 3MHz
4. Detector = peak
5. Sweep time = auto couple
6. Trace mode = max hold
7. Trace was allowed to stabilize

Table 1 - RBW as a function of frequency

Frequency	RBW
9 ~ 150 kHz	200 ~ 300 Hz
0.15 ~ 30 MHz	9 ~ 10 kHz
30 ~ 1000 MHz	100 ~ 120 kHz
> 1000 MHz	1 MHz

Average Field Strength Measurements

1. Analyzer center frequency was set to the frequency of the radiated spurious emission of interest
2. RBW = 1MHz
3. VBW ≥ 1/T
4. De As an alternative, the instrument may be set to linear detector mode. Ensure that video filtering is applied in linear voltage domain (rather than in a log or dB domain). Some instruments require linear display mode in order to accomplish this. Others have a setting for Average-VBW Type, which can be set to “Voltage” regardless of the display mode
5. Detector = Peak
6. Sweep time = auto

7. Trace mode = max hold

8. Allow max hold to run for at least 50 times (1/duty cycle) traces

7.6.4.Test Setup

9kHz ~ 30MHz Test Setup:

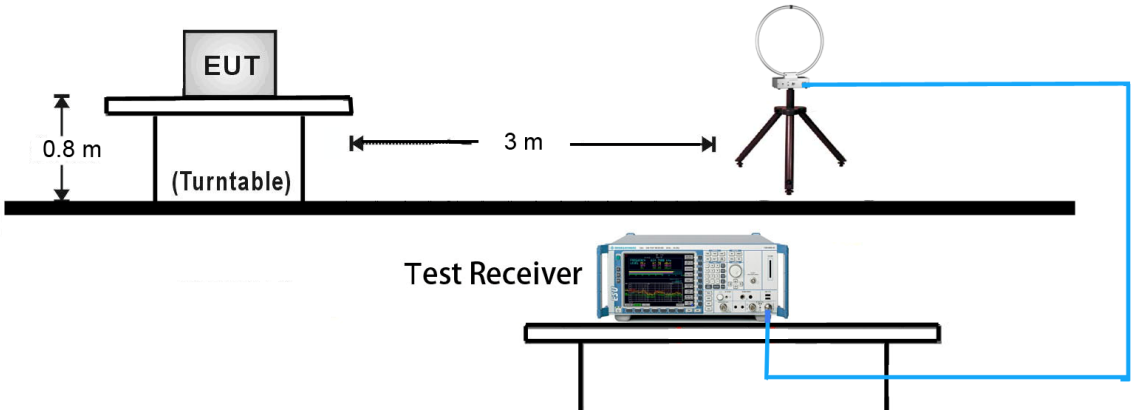

30MHz ~ 1GHz Test Setup:

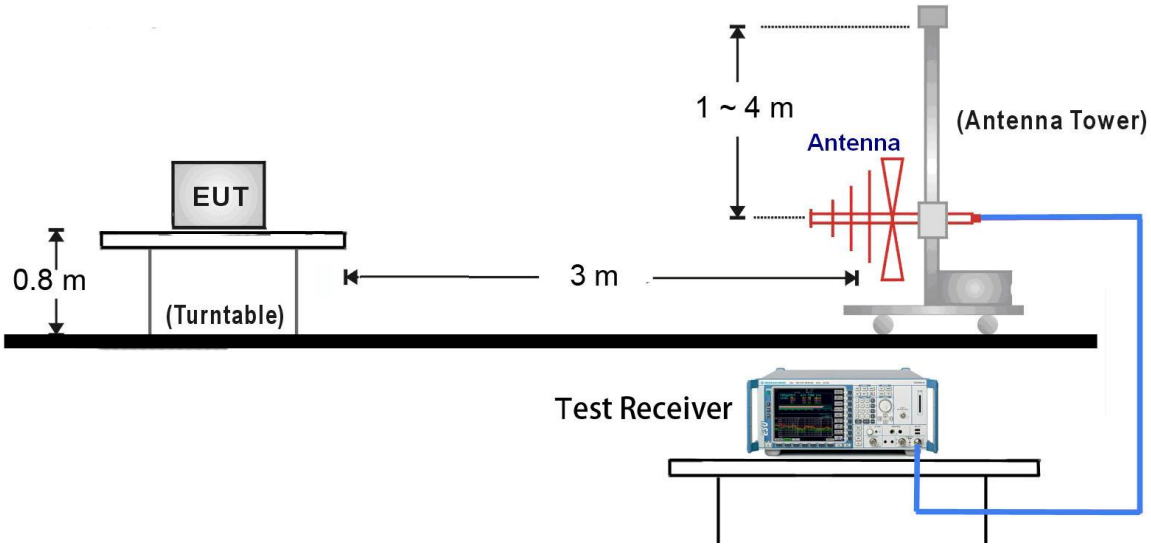

1GHz ~ 18GHz Test Setup:

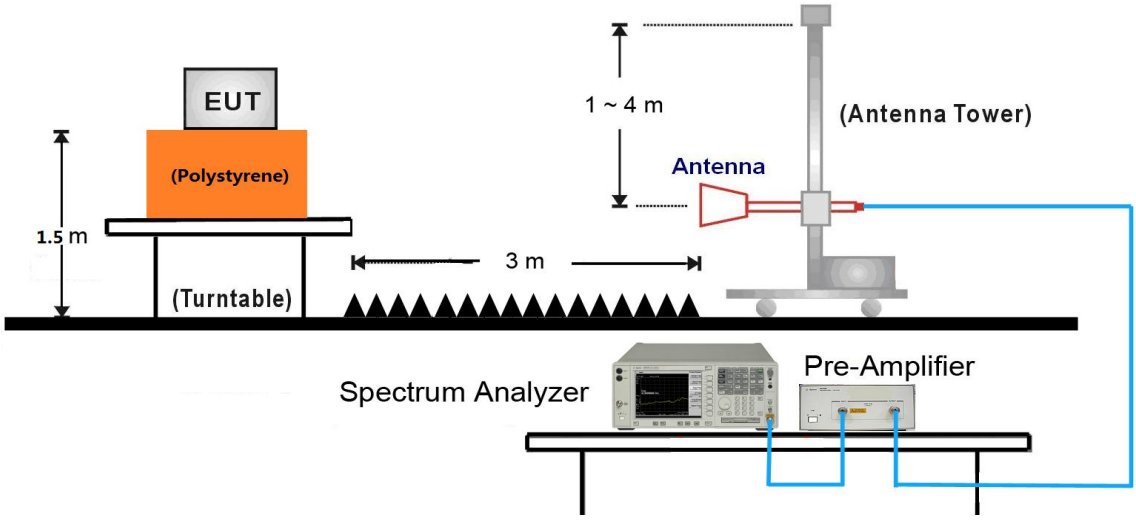

18GHz ~25GHz Test Setup:

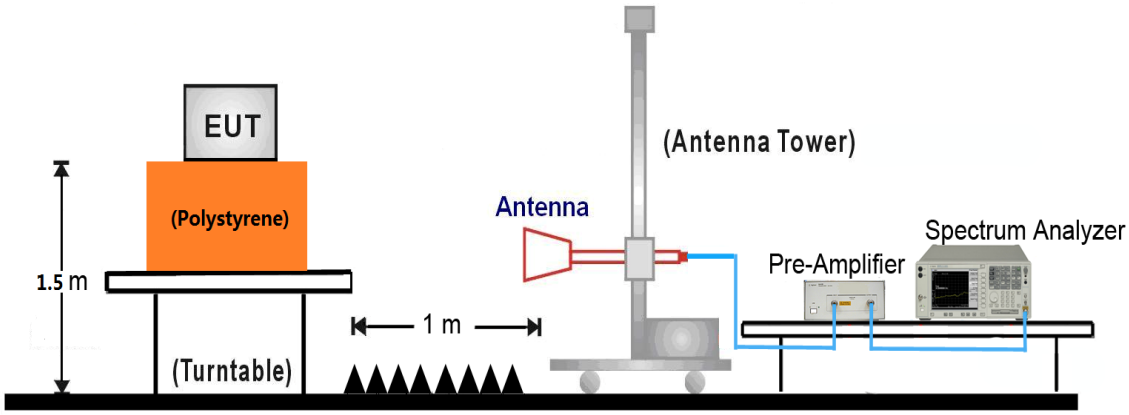

7.6.5.Test Result

Test Mode:	802.11b - Ant 0	Test Site:	AC1
Test Channel:	01	Test Engineer:	Will Yan
Remark:	1. Average measurement was not performed if peak level lower than average limit. 2. Other frequency was 20dB below limit line within 1-18GHz, there is not show in the report.		

Mark	Frequency (MHz)	Reading Level (dBμV)	Factor (dB)	Measure Level (dBμV/m)	Limit (dBμV/m)	Margin (dB)	Detector	Polarization
*	6253.0	42.7	4.7	47.4	74.0	-26.6	Peak	Horizontal
*	7213.5	36.0	7.8	43.8	74.0	-30.2	Peak	Horizontal
	8437.5	36.5	8.2	44.7	74.0	-29.3	Peak	Horizontal
	11616.5	36.1	12.5	48.6	74.0	-25.4	Peak	Horizontal
*	6253.0	41.3	4.7	46.0	74.0	-28.0	Peak	Vertical
*	7944.5	36.3	8.5	44.8	74.0	-29.2	Peak	Vertical
	9338.5	36.3	10.4	46.7	74.0	-27.3	Peak	Vertical
	11013.0	34.5	13.0	47.5	74.0	-26.5	Peak	Vertical

Note 1: "*" is not in restricted band, its limit is 30dBc of the fundamental emission level (101.4dBμV/m) or FCC 15.209 which is higher.

Note 2: Measure Level (dBμV/m) = Reading Level (dBμV) + Factor (dB)

Factor (dB) = Cable Loss (dB) + Antenna Factor (dB/m) - Pre_Amplifier Gain (dB)

Test Mode:	802.11b - Ant 0	Test Site:	AC1
Test Channel:	06	Test Engineer:	Will Yan
Remark:	1. Average measurement was not performed if peak level lower than average limit. 2. Other frequency was 20dB below limit line within 1-18GHz, there is not show in the report.		

Mark	Frequency (MHz)	Reading Level (dBμV)	Factor (dB)	Measure Level (dBμV/m)	Limit (dBμV/m)	Margin (dB)	Detector	Polarization
*	6253.0	41.1	4.7	45.8	74.0	-28.2	Peak	Horizontal
*	7936.0	35.8	8.5	44.3	74.0	-29.7	Peak	Horizontal
	9355.5	36.2	10.5	46.7	74.0	-27.3	Peak	Horizontal
	11650.5	36.1	12.3	48.4	74.0	-25.6	Peak	Horizontal
*	6253.0	41.5	4.7	46.2	74.0	-27.8	Peak	Vertical
*	7851.0	35.4	8.4	43.8	74.0	-30.2	Peak	Vertical
	9347.0	34.7	10.5	45.2	74.0	-28.8	Peak	Vertical
	12016.0	37.4	11.9	49.3	74.0	-24.7	Peak	Vertical

Note 1: "*" is not in restricted band, its limit is 30dBc of the fundamental emission level (101.8dBμV/m) or FCC 15.209 which is higher.

Note 2: Measure Level (dBμV/m) = Reading Level (dBμV) + Factor (dB)

Factor (dB) = Cable Loss (dB) + Antenna Factor (dB/m) - Pre_Amplifier Gain (dB)

Test Mode:	802.11b - Ant 0	Test Site:	AC1
Test Channel:	11	Test Engineer:	Will Yan
Remark:	1. Average measurement was not performed if peak level lower than average limit. 2. Other frequency was 20dB below limit line within 1-18GHz, there is not show in the report.		

Mark	Frequency (MHz)	Reading Level (dBμV)	Factor (dB)	Measure Level (dBμV/m)	Limit (dBμV/m)	Margin (dB)	Detector	Polarization
*	6253.0	42.1	4.7	46.8	74.0	-27.2	Peak	Horizontal
*	7111.5	37.2	7.5	44.7	74.0	-29.3	Peak	Horizontal
	9423.5	34.1	10.6	44.7	74.0	-29.3	Peak	Horizontal
	10851.5	34.9	12.8	47.7	74.0	-26.3	Peak	Horizontal
*	6253.0	41.5	4.7	46.2	74.0	-27.8	Peak	Vertical
*	7910.5	35.7	8.4	44.1	74.0	-29.9	Peak	Vertical
	9457.5	35.4	10.5	45.9	74.0	-28.1	Peak	Vertical
	10868.5	35.1	12.8	47.9	74.0	-26.1	Peak	Vertical

Note 1: "*" is not in restricted band, its limit is 30dBc of the fundamental emission level (100.4dBμV/m) or FCC 15.209 which is higher.

Note 2: Measure Level (dBμV/m) = Reading Level (dBμV) + Factor (dB)

Factor (dB) = Cable Loss (dB) + Antenna Factor (dB/m) - Pre_Amplifier Gain (dB)

Test Mode:	802.11g - Ant 0	Test Site:	AC1
Test Channel:	01	Test Engineer:	Will Yan
Remark:	1. Average measurement was not performed if peak level lower than average limit. 2. Other frequency was 20dB below limit line within 1-18GHz, there is not show in the report.		

Mark	Frequency (MHz)	Reading Level (dBμV)	Factor (dB)	Measure Level (dBμV/m)	Limit (dBμV/m)	Margin (dB)	Detector	Polarization
*	6253.0	41.4	4.7	46.1	74.1	-28.0	Peak	Horizontal
*	7120.0	36.1	7.6	43.7	74.1	-30.4	Peak	Horizontal
	9372.5	36.1	10.5	46.6	74.0	-27.4	Peak	Horizontal
	11531.5	35.3	12.7	48.0	74.0	-26.0	Peak	Horizontal
*	6253.0	40.5	4.7	45.2	74.1	-28.9	Peak	Vertical
*	7137.0	35.2	7.7	42.9	74.1	-31.2	Peak	Vertical
	8412.0	35.7	8.1	43.8	74.0	-30.2	Peak	Vertical
	11055.5	35.4	12.9	48.3	74.0	-25.7	Peak	Vertical

Note 1: "*" is not in restricted band, its limit is 30dBc of the fundamental emission level (104.1dBμV/m) or FCC 15.209 which is higher.

Note 2: Measure Level (dBμV/m) = Reading Level (dBμV) + Factor (dB)

Factor (dB) = Cable Loss (dB) + Antenna Factor (dB/m) - Pre_Amplifier Gain (dB)

Test Mode:	802.11g - Ant 0	Test Site:	AC1
Test Channel:	06	Test Engineer:	Will Yan
Remark:	1. Average measurement was not performed if peak level lower than average limit. 2. Other frequency was 20dB below limit line within 1-18GHz, there is not show in the report.		

Mark	Frequency (MHz)	Reading Level (dBμV)	Factor (dB)	Measure Level (dBμV/m)	Limit (dBμV/m)	Margin (dB)	Detector	Polarization
*	6253.0	41.2	4.7	45.9	74.4	-28.5	Peak	Horizontal
*	7128.5	35.6	7.7	43.3	74.4	-31.1	Peak	Horizontal
	8242.0	33.8	8.1	41.9	74.0	-32.1	Peak	Horizontal
	11523.0	35.6	12.7	48.3	74.0	-25.7	Peak	Horizontal
*	6253.0	41.1	4.7	45.8	74.4	-28.6	Peak	Vertical
*	7205.0	35.2	7.8	43.0	74.4	-31.4	Peak	Vertical
	8412.0	35.8	8.1	43.9	74.0	-30.1	Peak	Vertical
	11378.5	35.2	12.6	47.8	74.0	-26.2	Peak	Vertical

Note 1: "*" is not in restricted band, its limit is 30dBc of the fundamental emission level (104.4dBμV/m) or FCC 15.209 which is higher.

Note 2: Measure Level (dBμV/m) = Reading Level (dBμV) + Factor (dB)

Factor (dB) = Cable Loss (dB) + Antenna Factor (dB/m) - Pre_Amplifier Gain (dB)

Test Mode:	802.11g - Ant 0	Test Site:	AC1
Test Channel:	11	Test Engineer:	Will Yan
Remark:	1. Average measurement was not performed if peak level lower than average limit. 2. Other frequency was 20dB below limit line within 1-18GHz, there is not show in the report.		

Mark	Frequency (MHz)	Reading Level (dBμV)	Factor (dB)	Measure Level (dBμV/m)	Limit (dBμV/m)	Margin (dB)	Detector	Polarization
*	5709.0	34.1	3.7	37.8	74.0	-36.2	Peak	Horizontal
*	6253.0	40.9	4.7	45.6	74.0	-28.4	Peak	Horizontal
	8225.0	34.9	8.2	43.1	74.0	-30.9	Peak	Horizontal
	11565.5	35.3	12.7	48.0	74.0	-26.0	Peak	Horizontal
*	6253.0	40.8	4.7	45.5	74.0	-28.5	Peak	Vertical
*	7196.5	35.4	7.8	43.2	74.0	-30.8	Peak	Vertical
	9330.0	35.0	10.4	45.4	74.0	-28.6	Peak	Vertical
	10902.5	35.0	13.0	48.0	74.0	-26.0	Peak	Vertical

Note 1: "*" is not in restricted band, its limit is 30dBc of the fundamental emission level (103.6dBμV/m) or FCC 15.209 which is higher.

Note 2: Measure Level (dBμV/m) = Reading Level (dBμV) + Factor (dB)

Factor (dB) = Cable Loss (dB) + Antenna Factor (dB/m) - Pre_Amplifier Gain (dB)

Test Mode:	802.11n-HT20 - Ant 0	Test Site:	AC1
Test Channel:	01	Test Engineer:	Will Yan
Remark:	1. Average measurement was not performed if peak level lower than average limit. 2. Other frequency was 20dB below limit line within 1-18GHz, there is not show in the report.		

Mark	Frequency (MHz)	Reading Level (dBμV)	Factor (dB)	Measure Level (dBμV/m)	Limit (dBμV/m)	Margin (dB)	Detector	Polarization
*	6253.0	41.4	4.7	46.1	74.0	-27.9	Peak	Horizontal
*	7162.5	35.0	7.7	42.7	74.0	-31.3	Peak	Horizontal
	8429.0	35.5	8.2	43.7	74.0	-30.3	Peak	Horizontal
	11608.0	35.8	12.5	48.3	74.0	-25.7	Peak	Horizontal
*	6253.0	40.5	4.7	45.2	74.0	-28.8	Peak	Vertical
*	7077.5	35.1	7.3	42.4	74.0	-31.6	Peak	Vertical
	8284.5	35.0	8.1	43.1	74.0	-30.9	Peak	Vertical
	11251.0	35.4	12.4	47.8	74.0	-26.2	Peak	Vertical

Note 1: "*" is not in restricted band, its limit is 30dBc of the fundamental emission level (103.9dBμV/m) or FCC 15.209 which is higher.

Note 2: Measure Level (dBμV/m) = Reading Level (dBμV) + Factor (dB)

Factor (dB) = Cable Loss (dB) + Antenna Factor (dB/m) - Pre_Amplifier Gain (dB)

Test Mode:	802.11n-HT20 - Ant 0	Test Site:	AC1
Test Channel:	06	Test Engineer:	Will Yan
Remark:	1. Average measurement was not performed if peak level lower than average limit. 2. Other frequency was 20dB below limit line within 1-18GHz, there is not show in the report.		

Mark	Frequency (MHz)	Reading Level (dBμV)	Factor (dB)	Measure Level (dBμV/m)	Limit (dBμV/m)	Margin (dB)	Detector	Polarization
*	6253.0	40.3	4.7	45.0	74.2	-29.2	Peak	Horizontal
*	7179.5	35.0	7.8	42.8	74.2	-31.4	Peak	Horizontal
	9330.0	35.3	10.4	45.7	74.0	-28.3	Peak	Horizontal
	11514.5	34.7	12.8	47.5	74.0	-26.5	Peak	Horizontal
*	6253.0	40.8	4.7	45.5	74.2	-28.7	Peak	Vertical
*	7222.0	35.3	7.8	43.1	74.2	-31.1	Peak	Vertical
	9194.0	34.8	10.1	44.9	74.0	-29.1	Peak	Vertical
	10180.0	35.7	11.7	47.4	74.0	-26.6	Peak	Vertical

Note 1: "*" is not in restricted band, its limit is 30dBc of the fundamental emission level (104.2dBμV/m) or FCC 15.209 which is higher.

Note 2: Measure Level (dBμV/m) = Reading Level (dBμV) + Factor (dB)

Factor (dB) = Cable Loss (dB) + Antenna Factor (dB/m) - Pre_Amplifier Gain (dB)

Test Mode:	802.11n-HT20 - Ant 0	Test Site:	AC1
Test Channel:	11	Test Engineer:	Will Yan
Remark:	1. Average measurement was not performed if peak level lower than average limit. 2. Other frequency was 20dB below limit line within 1-18GHz, there is not show in the report.		

Mark	Frequency (MHz)	Reading Level (dBμV)	Factor (dB)	Measure Level (dBμV/m)	Limit (dBμV/m)	Margin (dB)	Detector	Polarization
*	6253.0	40.9	4.7	45.6	74.0	-28.4	Peak	Horizontal
*	7825.5	34.9	8.4	43.3	74.0	-30.7	Peak	Horizontal
	8412.0	35.3	8.1	43.4	74.0	-30.6	Peak	Horizontal
	11633.5	33.8	12.4	46.2	74.0	-27.8	Peak	Horizontal
*	6253.0	42.2	4.7	46.9	74.0	-27.1	Peak	Vertical
*	7842.5	35.2	8.4	43.6	74.0	-30.4	Peak	Vertical
	9415.0	34.8	10.6	45.4	74.0	-28.6	Peak	Vertical
	11574.0	35.6	12.6	48.2	74.0	-25.8	Peak	Vertical

Note 1: "*" is not in restricted band, its limit is 30dBc of the fundamental emission level (102.7dBμV/m) or FCC 15.209 which is higher.

Note 2: Measure Level (dBμV/m) = Reading Level (dBμV) + Factor (dB)

Factor (dB) = Cable Loss (dB) + Antenna Factor (dB/m) - Pre_Amplifier Gain (dB)

Test Mode:	802.11n-HT40 - Ant 0	Test Site:	AC1
Test Channel:	03	Test Engineer:	Will Yan
Remark:	1. Average measurement was not performed if peak level lower than average limit. 2. Other frequency was 20dB below limit line within 1-18GHz, there is not show in the report.		

Mark	Frequency (MHz)	Reading Level (dBμV)	Factor (dB)	Measure Level (dBμV/m)	Limit (dBμV/m)	Margin (dB)	Detector	Polarization
*	5734.5	35.2	3.8	39.0	74.0	-35.0	Peak	Horizontal
*	6253.0	41.3	4.7	46.0	74.0	-28.0	Peak	Horizontal
	9338.5	35.3	10.4	45.7	74.0	-28.3	Peak	Horizontal
	11506.0	35.3	12.8	48.1	74.0	-25.9	Peak	Horizontal
*	6253.0	40.4	4.7	45.1	74.0	-28.9	Peak	Vertical
*	7868.0	36.2	8.4	44.6	74.0	-29.4	Peak	Vertical
	9194.0	35.1	10.1	45.2	74.0	-28.8	Peak	Vertical
	12500.5	38.3	11.4	49.7	74.0	-24.3	Peak	Vertical

Note 1: "*" is not in restricted band, its limit is 30dBc of the fundamental emission level (99.1dBμV/m) or FCC 15.209 which is higher.

Note 2: Measure Level (dBμV/m) = Reading Level (dBμV) + Factor (dB)

Factor (dB) = Cable Loss (dB) + Antenna Factor (dB/m) - Pre_Amplifier Gain (dB)

Test Mode:	802.11n-HT40 - Ant 0	Test Site:	AC1
Test Channel:	06	Test Engineer:	Will Yan
Remark:	1. Average measurement was not performed if peak level lower than average limit. 2. Other frequency was 20dB below limit line within 1-18GHz, there is not show in the report.		

Mark	Frequency (MHz)	Reading Level (dBμV)	Factor (dB)	Measure Level (dBμV/m)	Limit (dBμV/m)	Margin (dB)	Detector	Polarization
*	6253.0	40.6	4.7	45.3	74.0	-28.7	Peak	Horizontal
*	7111.5	35.2	7.5	42.7	74.0	-31.3	Peak	Horizontal
	8225.0	36.1	8.2	44.3	74.0	-29.7	Peak	Horizontal
	11523.0	34.8	12.7	47.5	74.0	-26.5	Peak	Horizontal
*	6253.0	41.6	4.7	46.3	74.0	-27.7	Peak	Vertical
*	7808.5	34.7	8.4	43.1	74.0	-30.9	Peak	Vertical
	9338.5	35.2	10.4	45.6	74.0	-28.4	Peak	Vertical
	12101.0	35.8	12.0	47.8	74.0	-26.2	Peak	Vertical

Note 1: "*" is not in restricted band, its limit is 30dBc of the fundamental emission level (101.8dBμV/m) or FCC 15.209 which is higher.

Note 2: Measure Level (dBμV/m) = Reading Level (dBμV) + Factor (dB)

Factor (dB) = Cable Loss (dB) + Antenna Factor (dB/m) - Pre_Amplifier Gain (dB)

Test Mode:	802.11n-HT40 - Ant 0	Test Site:	AC1
Test Channel:	09	Test Engineer:	Will Yan
Remark:	1. Average measurement was not performed if peak level lower than average limit. 2. Other frequency was 20dB below limit line within 1-18GHz, there is not show in the report.		

Mark	Frequency (MHz)	Reading Level (dBμV)	Factor (dB)	Measure Level (dBμV/m)	Limit (dBμV/m)	Margin (dB)	Detector	Polarization
*	6253.0	40.7	4.7	45.4	74.0	-28.6	Peak	Horizontal
*	7137.0	34.4	7.7	42.1	74.0	-31.9	Peak	Horizontal
	9466.0	35.3	10.5	45.8	74.0	-28.2	Peak	Horizontal
	11047.0	35.1	12.9	48.0	74.0	-26.0	Peak	Horizontal
*	6253.0	42.0	4.7	46.7	74.0	-27.3	Peak	Vertical
*	7808.5	34.1	8.4	42.5	74.0	-31.5	Peak	Vertical
	9304.5	34.8	10.4	45.2	74.0	-28.8	Peak	Vertical
	10877.0	34.7	12.9	47.6	74.0	-26.4	Peak	Vertical

Note 1: "*" is not in restricted band, its limit is 30dBc of the fundamental emission level (100.5dBμV/m) or FCC 15.209 which is higher.

Note 2: Measure Level (dBμV/m) = Reading Level (dBμV) + Factor (dB)

Factor (dB) = Cable Loss (dB) + Antenna Factor (dB/m) - Pre_Amplifier Gain (dB)

Test Mode:	802.11b - Ant 1	Test Site:	AC1
Test Channel:	01	Test Engineer:	Will Yan
Remark:	1. Average measurement was not performed if peak level lower than average limit. 2. Other frequency was 20dB below limit line within 1-18GHz, there is not show in the report.		

Mark	Frequency (MHz)	Reading Level (dBμV)	Factor (dB)	Measure Level (dBμV/m)	Limit (dBμV/m)	Margin (dB)	Detector	Polarization
*	5624.0	35.2	3.6	38.8	74.0	-35.2	Peak	Horizontal
*	6253.0	43.2	4.7	47.9	74.0	-26.1	Peak	Horizontal
	8454.5	37.4	8.2	45.6	74.0	-28.4	Peak	Horizontal
	11013.0	36.1	13.0	49.1	74.0	-24.9	Peak	Horizontal
*	5904.5	34.6	4.2	38.8	74.0	-35.2	Peak	Vertical
*	6253.0	41.3	4.7	46.0	74.0	-28.0	Peak	Vertical
	8454.5	36.0	8.2	44.2	74.0	-29.8	Peak	Vertical
	11370.0	35.9	12.6	48.5	74.0	-25.5	Peak	Vertical

Note 1: "*" is not in restricted band, its limit is 30dBc of the fundamental emission level (103.1dBμV/m) or FCC 15.209 which is higher.

Note 2: Measure Level (dBμV/m) = Reading Level (dBμV) + Factor (dB)

Factor (dB) = Cable Loss (dB) + Antenna Factor (dB/m) - Pre_Amplifier Gain (dB)

Test Mode:	802.11b - Ant 1	Test Site:	AC1
Test Channel:	06	Test Engineer:	Will Yan
Remark:	1. Average measurement was not performed if peak level lower than average limit. 2. Other frequency was 20dB below limit line within 1-18GHz, there is not show in the report.		

Mark	Frequency (MHz)	Reading Level (dBμV)	Factor (dB)	Measure Level (dBμV/m)	Limit (dBμV/m)	Margin (dB)	Detector	Polarization
*	5496.5	34.1	3.5	37.6	74.0	-36.4	Peak	Horizontal
*	6253.0	42.8	4.7	47.5	74.0	-26.5	Peak	Horizontal
	9330.0	37.5	10.4	47.9	74.0	-26.1	Peak	Horizontal
	12041.5	35.9	12.0	47.9	74.0	-26.1	Peak	Horizontal
*	5216.0	32.9	3.2	36.1	74.0	-37.9	Peak	Vertical
*	6253.0	43.0	4.7	47.7	74.0	-26.3	Peak	Vertical
	8471.5	36.7	8.2	44.9	74.0	-29.1	Peak	Vertical
	11625.0	35.6	12.5	48.1	74.0	-25.9	Peak	Vertical

Note 1: "*" is not in restricted band, its limit is 30dBc of the fundamental emission level (103.8dBμV/m) or FCC 15.209 which is higher.

Note 2: Measure Level (dBμV/m) = Reading Level (dBμV) + Factor (dB)

Factor (dB) = Cable Loss (dB) + Antenna Factor (dB/m) - Pre_Amplifier Gain (dB)

Test Mode:	802.11b - Ant 1	Test Site:	AC1
Test Channel:	11	Test Engineer:	Will Yan
Remark:	1. Average measurement was not performed if peak level lower than average limit. 2. Other frequency was 20dB below limit line within 1-18GHz, there is not show in the report.		

Mark	Frequency (MHz)	Reading Level (dBμV)	Factor (dB)	Measure Level (dBμV/m)	Limit (dBμV/m)	Margin (dB)	Detector	Polarization
*	5904.5	34.2	4.2	38.4	74.0	-35.6	Peak	Horizontal
*	6253.0	43.1	4.7	47.8	74.0	-26.2	Peak	Horizontal
	8905.0	35.5	9.2	44.7	74.0	-29.3	Peak	Horizontal
	10979.0	36.3	13.0	49.3	74.0	-24.7	Peak	Horizontal
*	6253.0	43.3	4.7	48.0	74.0	-26.0	Peak	Vertical
*	7808.5	36.5	8.4	44.9	74.0	-29.1	Peak	Vertical
	9347.0	36.4	10.5	46.9	74.0	-27.1	Peak	Vertical
	11769.5	36.2	11.9	48.1	74.0	-25.9	Peak	Vertical

Note 1: "*" is not in restricted band, its limit is 30dBc of the fundamental emission level (102.8dBμV/m) or FCC 15.209 which is higher.

Note 2: Measure Level (dBμV/m) = Reading Level (dBμV) + Factor (dB)

Factor (dB) = Cable Loss (dB) + Antenna Factor (dB/m) - Pre_Amplifier Gain (dB)

Test Mode:	802.11g - Ant 1	Test Site:	AC1
Test Channel:	01	Test Engineer:	Will Yan
Remark:	1. Average measurement was not performed if peak level lower than average limit. 2. Other frequency was 20dB below limit line within 1-18GHz, there is not show in the report.		

Mark	Frequency (MHz)	Reading Level (dBμV)	Factor (dB)	Measure Level (dBμV/m)	Limit (dBμV/m)	Margin (dB)	Detector	Polarization
*	6253.0	43.3	4.7	48.0	76.2	-28.2	Peak	Horizontal
*	8692.5	36.3	9.0	45.3	76.2	-30.9	Peak	Horizontal
	9347.0	36.4	10.5	46.9	74.0	-27.1	Peak	Horizontal
	11004.5	35.6	13.0	48.6	74.0	-25.4	Peak	Horizontal
*	5743.0	35.0	3.8	38.8	76.2	-37.4	Peak	Vertical
*	6253.0	42.6	4.7	47.3	76.2	-28.9	Peak	Vertical
	8131.5	34.0	8.5	42.5	74.0	-31.5	Peak	Vertical
	11489.0	35.8	12.8	48.6	74.0	-25.4	Peak	Vertical

Note 1: "*" is not in restricted band, its limit is 30dBc of the fundamental emission level (106.2dBμV/m) or FCC 15.209 which is higher.

Note 2: Measure Level (dBμV/m) = Reading Level (dBμV) + Factor (dB)

Factor (dB) = Cable Loss (dB) + Antenna Factor (dB/m) - Pre_Amplifier Gain (dB)

Test Mode:	802.11g - Ant 1	Test Site:	AC1
Test Channel:	06	Test Engineer:	Will Yan
Remark:	1. Average measurement was not performed if peak level lower than average limit. 2. Other frequency was 20dB below limit line within 1-18GHz, there is not show in the report.		

Mark	Frequency (MHz)	Reading Level (dBμV)	Factor (dB)	Measure Level (dBμV/m)	Limit (dBμV/m)	Margin (dB)	Detector	Polarization
*	5913.0	35.0	4.2	39.2	76.4	-37.2	Peak	Horizontal
*	6253.0	41.2	4.7	45.9	76.4	-30.5	Peak	Horizontal
	8454.5	35.7	8.2	43.9	74.0	-30.1	Peak	Horizontal
	11030.0	34.5	13.0	47.5	74.0	-26.5	Peak	Horizontal
*	5760.0	33.3	3.9	37.2	76.4	-39.2	Peak	Vertical
*	6253.0	39.8	4.7	44.5	76.4	-31.9	Peak	Vertical
	8437.5	35.0	8.2	43.2	74.0	-30.8	Peak	Vertical
	11038.5	35.4	12.9	48.3	74.0	-25.7	Peak	Vertical

Note 1: "*" is not in restricted band, its limit is 30dBc of the fundamental emission level (106.4dBμV/m) or FCC 15.209 which is higher.

Note 2: Measure Level (dBμV/m) = Reading Level (dBμV) + Factor (dB)

Factor (dB) = Cable Loss (dB) + Antenna Factor (dB/m) - Pre_Amplifier Gain (dB)

Test Mode:	802.11g - Ant 1	Test Site:	AC1
Test Channel:	11	Test Engineer:	Will Yan
Remark:	1. Average measurement was not performed if peak level lower than average limit. 2. Other frequency was 20dB below limit line within 1-18GHz, there is not show in the report.		

Mark	Frequency (MHz)	Reading Level (dBμV)	Factor (dB)	Measure Level (dBμV/m)	Limit (dBμV/m)	Margin (dB)	Detector	Polarization
*	5496.5	35.1	3.5	38.6	75.4	-36.8	Peak	Horizontal
*	6253.0	43.7	4.7	48.4	75.4	-27.0	Peak	Horizontal
	8437.5	36.1	8.2	44.3	74.0	-29.7	Peak	Horizontal
	11523.0	35.2	12.7	47.9	74.0	-26.1	Peak	Horizontal
*	5734.5	34.7	3.8	38.5	75.4	-36.9	Peak	Vertical
*	6253.0	42.3	4.7	47.0	75.4	-28.4	Peak	Vertical
	8429.0	36.3	8.2	44.5	74.0	-29.5	Peak	Vertical
	11004.5	35.5	13.0	48.5	74.0	-25.5	Peak	Vertical

Note 1: "*" is not in restricted band, its limit is 30dBc of the fundamental emission level (105.4dBμV/m) or FCC 15.209 which is higher.

Note 2: Measure Level (dBμV/m) = Reading Level (dBμV) + Factor (dB)

Factor (dB) = Cable Loss (dB) + Antenna Factor (dB/m) - Pre_Amplifier Gain (dB)

Test Mode:	802.11n-HT20 - Ant 1	Test Site:	AC1
Test Channel:	01	Test Engineer:	Will Yan
Remark:	1. Average measurement was not performed if peak level lower than average limit. 2. Other frequency was 20dB below limit line within 1-18GHz, there is not show in the report.		

Mark	Frequency (MHz)	Reading Level (dBμV)	Factor (dB)	Measure Level (dBμV/m)	Limit (dBμV/m)	Margin (dB)	Detector	Polarization
*	5734.5	34.0	3.8	37.8	75.7	-37.9	Peak	Horizontal
*	6253.0	42.2	4.7	46.9	75.7	-28.8	Peak	Horizontal
	8199.5	34.6	8.3	42.9	74.0	-31.1	Peak	Horizontal
	11642.0	35.0	12.4	47.4	74.0	-26.6	Peak	Horizontal
*	6253.0	40.3	4.7	45.0	75.7	-30.7	Peak	Vertical
*	7086.0	35.3	7.3	42.6	75.7	-33.1	Peak	Vertical
	9321.5	35.2	10.4	45.6	74.0	-28.4	Peak	Vertical
	11608.0	34.8	12.5	47.3	74.0	-26.7	Peak	Vertical

Note 1: "*" is not in restricted band, its limit is 30dBc of the fundamental emission level (105.7dBμV/m) or FCC 15.209 which is higher.

Note 2: Measure Level (dBμV/m) = Reading Level (dBμV) + Factor (dB)

Factor (dB) = Cable Loss (dB) + Antenna Factor (dB/m) - Pre_Amplifier Gain (dB)

Test Mode:	802.11n-HT20 - Ant 1	Test Site:	AC1
Test Channel:	06	Test Engineer:	Will Yan
Remark:	1. Average measurement was not performed if peak level lower than average limit. 2. Other frequency was 20dB below limit line within 1-18GHz, there is not show in the report.		

Mark	Frequency (MHz)	Reading Level (dBμV)	Factor (dB)	Measure Level (dBμV/m)	Limit (dBμV/m)	Margin (dB)	Detector	Polarization
*	6253.0	43.0	4.7	47.7	76.2	-28.5	Peak	Horizontal
*	7817.0	37.0	8.4	45.4	76.2	-30.8	Peak	Horizontal
	9338.5	36.0	10.4	46.4	74.0	-27.6	Peak	Horizontal
	11489.0	34.6	12.8	47.4	74.0	-26.6	Peak	Horizontal
*	5717.5	34.2	3.8	38.0	76.2	-38.2	Peak	Vertical
*	6253.0	40.4	4.7	45.1	76.2	-31.1	Peak	Vertical
	8352.5	33.2	8.0	41.2	74.0	-32.8	Peak	Vertical
	11608.0	35.3	12.5	47.8	74.0	-26.2	Peak	Vertical

Note 1: "*" is not in restricted band, its limit is 30dBc of the fundamental emission level (106.2dBμV/m) or FCC 15.209 which is higher.

Note 2: Measure Level (dBμV/m) = Reading Level (dBμV) + Factor (dB)

Factor (dB) = Cable Loss (dB) + Antenna Factor (dB/m) - Pre_Amplifier Gain (dB)

Test Mode:	802.11n-HT20 - Ant 1	Test Site:	AC1
Test Channel:	11	Test Engineer:	Will Yan
Remark:	1. Average measurement was not performed if peak level lower than average limit. 2. Other frequency was 20dB below limit line within 1-18GHz, there is not show in the report.		

Mark	Frequency (MHz)	Reading Level (dBμV)	Factor (dB)	Measure Level (dBμV/m)	Limit (dBμV/m)	Margin (dB)	Detector	Polarization
*	5726.0	34.5	3.8	38.3	75.4	-37.1	Peak	Horizontal
*	6253.0	40.4	4.7	45.1	75.4	-30.3	Peak	Horizontal
	8480.0	36.1	8.3	44.4	74.0	-29.6	Peak	Horizontal
	11225.5	33.3	12.4	45.7	74.0	-28.3	Peak	Horizontal
*	6253.0	42.2	4.7	46.9	75.4	-28.5	Peak	Vertical
*	7137.0	34.3	7.7	42.0	75.4	-33.4	Peak	Vertical
	8480.0	36.1	8.3	44.4	74.0	-29.6	Peak	Vertical
	10732.5	34.8	12.5	47.3	74.0	-26.7	Peak	Vertical

Note 1: "*" is not in restricted band, its limit is 30dBc of the fundamental emission level (105.4dBμV/m) or FCC 15.209 which is higher.

Note 2: Measure Level (dBμV/m) = Reading Level (dBμV) + Factor (dB)

Factor (dB) = Cable Loss (dB) + Antenna Factor (dB/m) - Pre_Amplifier Gain (dB)

Test Mode:	802.11n-HT40 - Ant 1	Test Site:	AC1
Test Channel:	03	Test Engineer:	Will Yan
Remark:	1. Average measurement was not performed if peak level lower than average limit. 2. Other frequency was 20dB below limit line within 1-18GHz, there is not show in the report.		

Mark	Frequency (MHz)	Reading Level (dBμV)	Factor (dB)	Measure Level (dBμV/m)	Limit (dBμV/m)	Margin (dB)	Detector	Polarization
*	6253.0	40.9	4.7	45.6	74.0	-28.4	Peak	Horizontal
*	7825.5	35.7	8.4	44.1	74.0	-29.9	Peak	Horizontal
	9168.5	36.1	9.9	46.0	74.0	-28.0	Peak	Horizontal
	11489.0	35.2	12.8	48.0	74.0	-26.0	Peak	Horizontal
*	5224.5	35.0	3.2	38.2	74.0	-35.8	Peak	Vertical
*	6253.0	39.9	4.7	44.6	74.0	-29.4	Peak	Vertical
	8352.5	34.0	8.0	42.0	74.0	-32.0	Peak	Vertical
	10928.0	35.8	13.0	48.8	74.0	-25.2	Peak	Vertical

Note 1: "*" is not in restricted band, its limit is 30dBc of the fundamental emission level (100.6dBμV/m) or FCC 15.209 which is higher.

Note 2: Measure Level (dBμV/m) = Reading Level (dBμV) + Factor (dB)

Factor (dB) = Cable Loss (dB) + Antenna Factor (dB/m) - Pre_Amplifier Gain (dB)

Test Mode:	802.11n-HT40 - Ant 1	Test Site:	AC1
Test Channel:	06	Test Engineer:	Will Yan
Remark:	1. Average measurement was not performed if peak level lower than average limit. 2. Other frequency was 20dB below limit line within 1-18GHz, there is not show in the report.		

Mark	Frequency (MHz)	Reading Level (dBμV)	Factor (dB)	Measure Level (dBμV/m)	Limit (dBμV/m)	Margin (dB)	Detector	Polarization
*	5760.0	33.9	3.9	37.8	74.0	-36.2	Peak	Horizontal
*	6253.0	41.0	4.7	45.7	74.0	-28.3	Peak	Horizontal
	9364.0	35.4	10.5	45.9	74.0	-28.1	Peak	Horizontal
	11531.5	33.0	12.7	45.7	74.0	-28.3	Peak	Horizontal
*	5785.5	34.3	3.9	38.2	74.0	-35.8	Peak	Vertical
*	6253.0	40.8	4.7	45.5	74.0	-28.5	Peak	Vertical
	8310.0	33.7	8.0	41.7	74.0	-32.3	Peak	Vertical
	11072.5	34.7	12.8	47.5	74.0	-26.5	Peak	Vertical

Note 1: "*" is not in restricted band, its limit is 30dBc of the fundamental emission level (101.3dBμV/m) or FCC 15.209 which is higher.

Note 2: Measure Level (dBμV/m) = Reading Level (dBμV) + Factor (dB)

Factor (dB) = Cable Loss (dB) + Antenna Factor (dB/m) - Pre_Amplifier Gain (dB)

Test Mode:	802.11n-HT40 - Ant 1	Test Site:	AC1
Test Channel:	09	Test Engineer:	Will Yan
Remark:	1. Average measurement was not performed if peak level lower than average limit. 2. Other frequency was 20dB below limit line within 1-18GHz, there is not show in the report.		

Mark	Frequency (MHz)	Reading Level (dBμV)	Factor (dB)	Measure Level (dBμV/m)	Limit (dBμV/m)	Margin (dB)	Detector	Polarization
*	6253.0	43.4	4.7	48.1	74.0	-25.9	Peak	Horizontal
*	7910.5	37.0	8.4	45.4	74.0	-28.6	Peak	Horizontal
	9389.5	36.1	10.5	46.6	74.0	-27.4	Peak	Horizontal
	10962.0	35.6	13.1	48.7	74.0	-25.3	Peak	Horizontal
*	6253.0	44.1	4.7	48.8	74.0	-25.2	Peak	Vertical
*	7808.5	35.8	8.4	44.2	74.0	-29.8	Peak	Vertical
	9338.5	36.1	10.4	46.5	74.0	-27.5	Peak	Vertical
	11523.0	35.9	12.7	48.6	74.0	-25.4	Peak	Vertical

Note 1: "*" is not in restricted band, its limit is 30dBc of the fundamental emission level (98.7dBμV/m) or FCC 15.209 which is higher.

Note 2: Measure Level (dBμV/m) = Reading Level (dBμV) + Factor (dB)

Factor (dB) = Cable Loss (dB) + Antenna Factor (dB/m) - Pre_Amplifier Gain (dB)

CDD Mode

Test Mode:	802.11b - Ant 0 + 1	Test Site:	AC1
Test Channel:	01	Test Engineer:	Will Yan
Remark:	1. Average measurement was not performed if peak level lower than average limit. 2. Other frequency was 20dB below limit line within 1-18GHz, there is not show in the report.		

Mark	Frequency (MHz)	Reading Level (dBμV)	Factor (dB)	Measure Level (dBμV/m)	Limit (dBμV/m)	Margin (dB)	Detector	Polarization
*	5335.0	35.6	3.0	38.6	75.5	-36.9	Peak	Horizontal
*	6253.0	42.0	4.7	46.7	75.5	-28.8	Peak	Horizontal
	7638.5	36.3	8.0	44.3	74.0	-29.7	Peak	Horizontal
	9304.5	36.5	10.4	46.9	74.0	-27.1	Peak	Horizontal
*	5802.5	35.2	4.0	39.2	75.5	-36.3	Peak	Vertical
*	6253.0	41.2	4.7	45.9	75.5	-29.6	Peak	Vertical
	7264.5	35.0	7.9	42.9	74.0	-31.1	Peak	Vertical
	8182.5	36.3	8.3	44.6	74.0	-29.4	Peak	Vertical

Note 1: "*" is not in restricted band, its limit is 30dBc of the fundamental emission level (105.5dBμV/m) or FCC 15.209 which is higher.

Note 2: Measure Level (dBμV/m) = Reading Level (dBμV) + Factor (dB)

Factor (dB) = Cable Loss (dB) + Antenna Factor (dB/m) - Pre_Amplifier Gain (dB)

Test Mode:	802.11b - Ant 0 + 1	Test Site:	AC1
Test Channel:	06	Test Engineer:	Will Yan
Remark:	1. Average measurement was not performed if peak level lower than average limit. 2. Other frequency was 20dB below limit line within 1-18GHz, there is not show in the report.		

Mark	Frequency (MHz)	Reading Level (dBμV)	Factor (dB)	Measure Level (dBμV/m)	Limit (dBμV/m)	Margin (dB)	Detector	Polarization
*	5292.5	34.7	3.1	37.8	76.3	-38.5	Peak	Horizontal
*	6253.0	42.0	4.7	46.7	76.3	-29.6	Peak	Horizontal
	7383.5	35.8	7.9	43.7	74.0	-30.3	Peak	Horizontal
	8463.0	35.9	8.2	44.1	74.0	-29.9	Peak	Horizontal
*	5624.0	34.5	3.6	38.1	76.3	-38.2	Peak	Vertical
*	6253.0	41.1	4.7	45.8	76.3	-30.5	Peak	Vertical
	7400.5	35.6	7.9	43.5	74.0	-30.5	Peak	Vertical
	8046.5	35.8	8.8	44.6	74.0	-29.4	Peak	Vertical

Note 1: "*" is not in restricted band, its limit is 30dBc of the fundamental emission level (106.3dBμV/m) or FCC 15.209 which is higher.

Note 2: Measure Level (dBμV/m) = Reading Level (dBμV) + Factor (dB)

Factor (dB) = Cable Loss (dB) + Antenna Factor (dB/m) - Pre_Amplifier Gain (dB)

Test Mode:	802.11b - Ant 0 + 1	Test Site:	AC1
Test Channel:	11	Test Engineer:	Will Yan
Remark:	1. Average measurement was not performed if peak level lower than average limit. 2. Other frequency was 20dB below limit line within 1-18GHz, there is not show in the report.		

Mark	Frequency (MHz)	Reading Level (dBμV)	Factor (dB)	Measure Level (dBμV/m)	Limit (dBμV/m)	Margin (dB)	Detector	Polarization
*	5564.5	34.8	3.5	38.3	76.0	-37.7	Peak	Horizontal
*	6253.0	41.9	4.7	46.6	76.0	-29.4	Peak	Horizontal
	7332.5	33.9	8.0	41.9	74.0	-32.1	Peak	Horizontal
	8165.5	34.5	8.4	42.9	74.0	-31.1	Peak	Horizontal
	4927.0	36.8	2.8	39.6	76.0	-36.4	Peak	Vertical
	5318.0	34.8	3.1	37.9	76.0	-38.1	Peak	Vertical
*	6253.0	41.0	4.7	45.7	74.0	-28.3	Peak	Vertical
*	7919.0	35.1	8.4	43.5	74.0	-30.5	Peak	Vertical

Note 1: "*" is not in restricted band, its limit is 30dBc of the fundamental emission level (106.0dBμV/m) or FCC 15.209 which is higher.

Note 2: Measure Level (dBμV/m) = Reading Level (dBμV) + Factor (dB)

Factor (dB) = Cable Loss (dB) + Antenna Factor (dB/m) - Pre_Amplifier Gain (dB)

Test Mode:	802.11g - Ant 0 + 1	Test Site:	AC1
Test Channel:	01	Test Engineer:	Will Yan
Remark:	1. Average measurement was not performed if peak level lower than average limit. 2. Other frequency was 20dB below limit line within 1-18GHz, there is not show in the report.		

Mark	Frequency (MHz)	Reading Level (dBμV)	Factor (dB)	Measure Level (dBμV/m)	Limit (dBμV/m)	Margin (dB)	Detector	Polarization
*	6253.0	41.3	4.7	46.0	77.4	-31.4	Peak	Horizontal
*	7834.0	35.7	8.4	44.1	77.4	-33.3	Peak	Horizontal
	8497.0	36.1	8.3	44.4	74.0	-29.6	Peak	Horizontal
	9338.5	35.3	10.4	45.7	74.0	-28.3	Peak	Horizontal
*	5224.5	35.3	3.2	38.5	77.4	-38.9	Peak	Vertical
*	6253.0	42.2	4.7	46.9	77.4	-30.5	Peak	Vertical
	7332.5	34.9	8.0	42.9	74.0	-31.1	Peak	Vertical
	8225.0	35.4	8.2	43.6	74.0	-30.4	Peak	Vertical

Note 1: "*" is not in restricted band, its limit is 30dBc of the fundamental emission level (107.4dBμV/m) or FCC 15.209 which is higher.

Note 2: Measure Level (dBμV/m) = Reading Level (dBμV) + Factor (dB)

Factor (dB) = Cable Loss (dB) + Antenna Factor (dB/m) - Pre_Amplifier Gain (dB)

Test Mode:	802.11g - Ant 0 + 1	Test Site:	AC1
Test Channel:	06	Test Engineer:	Will Yan
Remark:	1. Average measurement was not performed if peak level lower than average limit. 2. Other frequency was 20dB below limit line within 1-18GHz, there is not show in the report.		

Mark	Frequency (MHz)	Reading Level (dBμV)	Factor (dB)	Measure Level (dBμV/m)	Limit (dBμV/m)	Margin (dB)	Detector	Polarization
*	5649.5	34.4	3.6	38.0	77.6	-39.6	Peak	Horizontal
*	6253.0	41.9	4.7	46.6	77.6	-31.0	Peak	Horizontal
	8063.5	35.3	8.7	44.0	74.0	-30.0	Peak	Horizontal
	9355.5	35.3	10.5	45.8	74.0	-28.2	Peak	Horizontal
*	6253.0	41.1	4.7	45.8	77.6	-31.8	Peak	Vertical
*	7171.0	34.7	7.7	42.4	77.6	-35.2	Peak	Vertical
	7570.5	35.4	8.2	43.6	74.0	-30.4	Peak	Vertical
	8284.5	34.9	8.1	43.0	74.0	-31.0	Peak	Vertical

Note 1: "*" is not in restricted band, its limit is 30dBc of the fundamental emission level (107.6dBμV/m) or FCC 15.209 which is higher.

Note 2: Measure Level (dBμV/m) = Reading Level (dBμV) + Factor (dB)

Factor (dB) = Cable Loss (dB) + Antenna Factor (dB/m) - Pre_Amplifier Gain (dB)

Test Mode:	802.11g - Ant 0 + 1	Test Site:	AC1
Test Channel:	11	Test Engineer:	Will Yan
Remark:	1. Average measurement was not performed if peak level lower than average limit. 2. Other frequency was 20dB below limit line within 1-18GHz, there is not show in the report.		

Mark	Frequency (MHz)	Reading Level (dBμV)	Factor (dB)	Measure Level (dBμV/m)	Limit (dBμV/m)	Margin (dB)	Detector	Polarization
*	5675.0	34.1	3.7	37.8	77.2	-39.4	Peak	Horizontal
*	6253.0	40.8	4.7	45.5	77.2	-31.7	Peak	Horizontal
	7264.5	34.9	7.9	42.8	74.0	-31.2	Peak	Horizontal
	8352.5	34.4	8.0	42.4	74.0	-31.6	Peak	Horizontal
*	5819.5	34.9	4.0	38.9	77.2	-38.3	Peak	Vertical
*	6253.0	41.6	4.7	46.3	77.2	-30.9	Peak	Vertical
	8327.0	35.7	8.0	43.7	74.0	-30.3	Peak	Vertical
	9177.0	35.4	10.0	45.4	74.0	-28.6	Peak	Vertical

Note 1: "*" is not in restricted band, its limit is 30dBc of the fundamental emission level (107.2dBμV/m) or FCC 15.209 which is higher.

Note 2: Measure Level (dBμV/m) = Reading Level (dBμV) + Factor (dB)

Factor (dB) = Cable Loss (dB) + Antenna Factor (dB/m) - Pre_Amplifier Gain (dB)

Test Mode:	802.11n-HT20 - Ant 0 + 1	Test Site:	AC1
Test Channel:	01	Test Engineer:	Will Yan
Remark:	1. Average measurement was not performed if peak level lower than average limit. 2. Other frequency was 20dB below limit line within 1-18GHz, there is not show in the report.		

Mark	Frequency (MHz)	Reading Level (dBμV)	Factor (dB)	Measure Level (dBμV/m)	Limit (dBμV/m)	Margin (dB)	Detector	Polarization
*	6253.0	41.8	4.7	46.5	76.9	-30.4	Peak	Horizontal
*	7936.0	35.8	8.5	44.3	76.9	-32.6	Peak	Horizontal
	8420.5	36.2	8.2	44.4	74.0	-29.6	Peak	Horizontal
	9330.0	36.4	10.4	46.8	74.0	-27.2	Peak	Horizontal
*	6253.0	41.4	4.7	46.1	76.9	-30.8	Peak	Vertical
*	6992.5	36.3	6.8	43.1	76.9	-33.8	Peak	Vertical
	8216.5	35.4	8.2	43.6	74.0	-30.4	Peak	Vertical
	9109.0	35.8	9.4	45.2	74.0	-28.8	Peak	Vertical

Note 1: "*" is not in restricted band, its limit is 30dBc of the fundamental emission level (106.9dBμV/m) or FCC 15.209 which is higher.

Note 2: Measure Level (dBμV/m) = Reading Level (dBμV) + Factor (dB)

Factor (dB) = Cable Loss (dB) + Antenna Factor (dB/m) - Pre_Amplifier Gain (dB)

Test Mode:	802.11n-HT20 - Ant 0 + 1	Test Site:	AC1
Test Channel:	06	Test Engineer:	Will Yan
Remark:	1. Average measurement was not performed if peak level lower than average limit. 2. Other frequency was 20dB below limit line within 1-18GHz, there is not show in the report.		

Mark	Frequency (MHz)	Reading Level (dBμV)	Factor (dB)	Measure Level (dBμV/m)	Limit (dBμV/m)	Margin (dB)	Detector	Polarization
*	5666.5	34.7	3.7	38.4	77.8	-39.4	Peak	Horizontal
*	6253.0	41.4	4.7	46.1	77.8	-31.7	Peak	Horizontal
	8480.0	35.7	8.3	44.0	74.0	-30.0	Peak	Horizontal
	9100.5	34.8	9.3	44.1	74.0	-29.9	Peak	Horizontal
*	5182.0	34.8	3.3	38.1	77.8	-39.7	Peak	Vertical
*	6253.0	41.6	4.7	46.3	77.8	-31.5	Peak	Vertical
	8199.5	34.2	8.3	42.5	74.0	-31.5	Peak	Vertical
	9134.5	33.9	9.7	43.6	74.0	-30.4	Peak	Vertical

Note 1: "*" is not in restricted band, its limit is 30dBc of the fundamental emission level (107.8dBμV/m) or FCC 15.209 which is higher.

Note 2: Measure Level (dBμV/m) = Reading Level (dBμV) + Factor (dB)

Factor (dB) = Cable Loss (dB) + Antenna Factor (dB/m) - Pre_Amplifier Gain (dB)

Test Mode:	802.11n-HT20 - Ant 0 + 1	Test Site:	AC1
Test Channel:	11	Test Engineer:	Will Yan
Remark:	1. Average measurement was not performed if peak level lower than average limit. 2. Other frequency was 20dB below limit line within 1-18GHz, there is not show in the report.		

Mark	Frequency (MHz)	Reading Level (dBμV)	Factor (dB)	Measure Level (dBμV/m)	Limit (dBμV/m)	Margin (dB)	Detector	Polarization
*	5751.5	34.3	3.9	38.2	77.4	-39.2	Peak	Horizontal
*	6253.0	41.8	4.7	46.5	77.4	-30.9	Peak	Horizontal
	7570.5	33.6	8.2	41.8	74.0	-32.2	Peak	Horizontal
	8437.5	36.4	8.2	44.6	74.0	-29.4	Peak	Horizontal
*	5785.5	33.5	3.9	37.4	77.4	-40.0	Peak	Vertical
*	6253.0	40.8	4.7	45.5	77.4	-31.9	Peak	Vertical
	7477.0	34.5	8.2	42.7	74.0	-31.3	Peak	Vertical
	8386.5	34.8	8.1	42.9	74.0	-31.1	Peak	Vertical

Note 1: "*" is not in restricted band, its limit is 30dBc of the fundamental emission level (107.4dBμV/m) or FCC 15.209 which is higher.

Note 2: Measure Level (dBμV/m) = Reading Level (dBμV) + Factor (dB)

Factor (dB) = Cable Loss (dB) + Antenna Factor (dB/m) - Pre_Amplifier Gain (dB)

Test Mode:	802.11n-HT40 - Ant 0 + 1	Test Site:	AC1
Test Channel:	03	Test Engineer:	Will Yan
Remark:	1. Average measurement was not performed if peak level lower than average limit. 2. Other frequency was 20dB below limit line within 1-18GHz, there is not show in the report.		

Mark	Frequency (MHz)	Reading Level (dBμV)	Factor (dB)	Measure Level (dBμV/m)	Limit (dBμV/m)	Margin (dB)	Detector	Polarization
*	5522.0	34.7	3.5	38.2	74.0	-35.8	Peak	Horizontal
*	6253.0	42.0	4.7	46.7	74.0	-27.3	Peak	Horizontal
	8038.0	35.0	8.8	43.8	74.0	-30.2	Peak	Horizontal
	9338.5	35.2	10.4	45.6	74.0	-28.4	Peak	Horizontal
*	5709.0	32.5	3.7	36.2	74.0	-37.8	Peak	Vertical
*	6253.0	41.0	4.7	45.7	74.0	-28.3	Peak	Vertical
	8293.0	35.5	8.0	43.5	74.0	-30.5	Peak	Vertical
	9321.5	34.8	10.4	45.2	74.0	-28.8	Peak	Vertical

Note 1: "*" is not in restricted band, its limit is 30dBc of the fundamental emission level (102.4dBμV/m) or FCC 15.209 which is higher.

Note 2: Measure Level (dBμV/m) = Reading Level (dBμV) + Factor (dB)

Factor (dB) = Cable Loss (dB) + Antenna Factor (dB/m) - Pre_Amplifier Gain (dB)

Test Mode:	802.11n-HT40 - Ant 0 + 1	Test Site:	AC1
Test Channel:	06	Test Engineer:	Will Yan
Remark:	1. Average measurement was not performed if peak level lower than average limit. 2. Other frequency was 20dB below limit line within 1-18GHz, there is not show in the report.		

Mark	Frequency (MHz)	Reading Level (dBμV)	Factor (dB)	Measure Level (dBμV/m)	Limit (dBμV/m)	Margin (dB)	Detector	Polarization
*	5896.0	34.6	4.2	38.8	74.0	-35.2	Peak	Horizontal
*	6253.0	41.9	4.7	46.6	74.0	-27.4	Peak	Horizontal
	9449.0	34.8	10.5	45.3	74.0	-28.7	Peak	Horizontal
	11251.0	35.0	12.4	47.4	74.0	-26.6	Peak	Horizontal
*	5173.5	34.7	3.3	38.0	74.0	-36.0	Peak	Vertical
*	6253.0	40.8	4.7	45.5	74.0	-28.5	Peak	Vertical
	8446.0	36.4	8.2	44.6	74.0	-29.4	Peak	Vertical
	9338.5	35.4	10.4	45.8	74.0	-28.2	Peak	Vertical

Note 1: "*" is not in restricted band, its limit is 30dBc of the fundamental emission level (103.2dBμV/m) or FCC 15.209 which is higher.

Note 2: Measure Level (dBμV/m) = Reading Level (dBμV) + Factor (dB)

Factor (dB) = Cable Loss (dB) + Antenna Factor (dB/m) - Pre_Amplifier Gain (dB)

Test Mode:	802.11n-HT40 - Ant 0 + 1	Test Site:	AC1
Test Channel:	09	Test Engineer:	Will Yan
Remark:	1. Average measurement was not performed if peak level lower than average limit. 2. Other frequency was 20dB below limit line within 1-18GHz, there is not show in the report.		

Mark	Frequency (MHz)	Reading Level (dBμV)	Factor (dB)	Measure Level (dBμV/m)	Limit (dBμV/m)	Margin (dB)	Detector	Polarization
*	5199.0	35.3	3.3	38.6	74.0	-35.4	Peak	Horizontal
*	6253.0	40.6	4.7	45.3	74.0	-28.7	Peak	Horizontal
	8199.5	33.8	8.3	42.1	74.0	-31.9	Peak	Horizontal
	11531.5	35.2	12.7	47.9	74.0	-26.1	Peak	Horizontal
*	5700.5	34.6	3.7	38.3	74.0	-35.7	Peak	Vertical
*	6253.0	40.6	4.7	45.3	74.0	-28.7	Peak	Vertical
	8276.0	34.6	8.1	42.7	74.0	-31.3	Peak	Vertical
	11574.0	35.4	12.6	48.0	74.0	-26.0	Peak	Vertical

Note 1: "*" is not in restricted band, its limit is 30dBc of the fundamental emission level (101.7dBμV/m) or FCC 15.209 which is higher.

Note 2: Measure Level (dBμV/m) = Reading Level (dBμV) + Factor (dB)

Factor (dB) = Cable Loss (dB) + Antenna Factor (dB/m) - Pre_Amplifier Gain (dB)

Beam Forming Mode

Test Mode:	802.11n-HT20 - Ant 0 + 1	Test Site:	AC1
Test Channel:	01	Test Engineer:	Will Yan
Remark:	1. Average measurement was not performed if peak level lower than average limit. 2. Other frequency was 20dB below limit line within 1-18GHz, there is not show in the report.		

Mark	Frequency (MHz)	Reading Level (dBμV)	Factor (dB)	Measure Level (dBμV/m)	Limit (dBμV/m)	Margin (dB)	Detector	Polarization
	8199.5	33.3	8.3	41.6	74.0	-32.4	Peak	Horizontal
*	9814.5	33.0	11.6	44.6	78.6	-34.0	Peak	Horizontal
	11123.5	33.1	12.7	45.8	74.0	-28.2	Peak	Horizontal
*	16495.5	36.5	13.4	49.9	78.6	-28.7	Peak	Horizontal
	8199.5	33.9	8.3	42.2	74.0	-31.8	Peak	Vertical
*	9899.5	33.3	11.6	44.9	78.6	-33.7	Peak	Vertical
	11429.5	33.2	12.6	45.8	74.0	-28.2	Peak	Vertical
*	16946.0	33.4	15.4	48.8	78.6	-29.8	Peak	Vertical

Note 1: "*" is not in restricted band, its limit is 30dBc of the fundamental emission level (108.6dBμV/m) or FCC 15.209 which is higher.

Note 2: Measure Level (dBμV/m) = Reading Level (dBμV) + Factor (dB)

Factor (dB) = Cable Loss (dB) + Antenna Factor (dB/m) - Pre_Amplifier Gain (dB)

Test Mode:	802.11n-HT20 - Ant 0 + 1	Test Site:	AC1
Test Channel:	06	Test Engineer:	Will Yan
Remark:	1. Average measurement was not performed if peak level lower than average limit. 2. Other frequency was 20dB below limit line within 1-18GHz, there is not show in the report.		

Mark	Frequency (MHz)	Reading Level (dBμV)	Factor (dB)	Measure Level (dBμV/m)	Limit (dBμV/m)	Margin (dB)	Detector	Polarization
	8199.5	33.1	8.3	41.4	74.0	-32.6	Peak	Horizontal
*	9899.5	32.2	11.6	43.8	79.1	-35.3	Peak	Horizontal
	11327.5	33.2	12.5	45.7	74.0	-28.3	Peak	Horizontal
*	16427.5	36.2	13.1	49.3	79.1	-29.8	Peak	Horizontal
	8242.0	33.3	8.1	41.4	74.0	-32.6	Peak	Vertical
*	9857.0	33.3	11.6	44.9	79.1	-34.2	Peak	Vertical
	11276.5	33.4	12.4	45.8	74.0	-28.2	Peak	Vertical
*	16495.5	37.8	13.4	51.2	79.1	-27.9	Peak	Vertical

Note 1: "*" is not in restricted band, its limit is 30dBc of the fundamental emission level (109.1dBμV/m) or FCC 15.209 which is higher.

Note 2: Measure Level (dBμV/m) = Reading Level (dBμV) + Factor (dB)

Factor (dB) = Cable Loss (dB) + Antenna Factor (dB/m) - Pre_Amplifier Gain (dB)

Test Mode:	802.11n-HT20 - Ant 0 + 1	Test Site:	AC1
Test Channel:	11	Test Engineer:	Will Yan
Remark:	1. Average measurement was not performed if peak level lower than average limit. 2. Other frequency was 20dB below limit line within 1-18GHz, there is not show in the report.		

Mark	Frequency (MHz)	Reading Level (dBμV)	Factor (dB)	Measure Level (dBμV/m)	Limit (dBμV/m)	Margin (dB)	Detector	Polarization
	8199.5	33.1	8.3	41.4	74.0	-32.6	Peak	Horizontal
*	9814.5	32.7	11.6	44.3	78.4	-34.1	Peak	Horizontal
	11327.5	33.3	12.5	45.8	74.0	-28.2	Peak	Horizontal
*	16495.5	37.0	13.4	50.4	78.4	-28.0	Peak	Horizontal
	8199.5	32.8	8.3	41.1	74.0	-32.9	Peak	Vertical
*	9857.0	32.8	11.6	44.4	78.4	-34.0	Peak	Vertical
	11225.5	33.8	12.4	46.2	74.0	-27.8	Peak	Vertical
*	16427.5	36.1	13.1	49.2	78.4	-29.2	Peak	Vertical

Note 1: "*" is not in restricted band, its limit is 30dBc of the fundamental emission level (108.4dBμV/m) or FCC 15.209 which is higher.

Note 2: Measure Level (dBμV/m) = Reading Level (dBμV) + Factor (dB)

Factor (dB) = Cable Loss (dB) + Antenna Factor (dB/m) - Pre_Amplifier Gain (dB)

Test Mode:	802.11n-HT40 - Ant 0 + 1	Test Site:	AC1
Test Channel:	03	Test Engineer:	Will Yan
Remark:	1. Average measurement was not performed if peak level lower than average limit. 2. Other frequency was 20dB below limit line within 1-18GHz, there is not show in the report.		

Mark	Frequency (MHz)	Reading Level (dBμV)	Factor (dB)	Measure Level (dBμV/m)	Limit (dBμV/m)	Margin (dB)	Detector	Polarization
	8199.5	32.9	8.3	41.2	74.0	-32.8	Peak	Horizontal
*	9814.5	32.8	11.6	44.4	74.0	-29.6	Peak	Horizontal
	11429.5	32.6	12.6	45.2	74.0	-28.8	Peak	Horizontal
*	16572.0	36.3	13.7	50.0	74.0	-24.0	Peak	Horizontal
	8199.5	32.9	8.3	41.2	74.0	-32.8	Peak	Vertical
*	9899.5	33.1	11.6	44.7	74.0	-29.3	Peak	Vertical
	10970.5	33.4	13.1	46.5	74.0	-27.5	Peak	Vertical
*	16495.5	36.8	13.4	50.2	74.0	-23.8	Peak	Vertical

Note 1: "*" is not in restricted band, its limit is 30dBc of the fundamental emission level (102.8dBμV/m) or FCC 15.209 which is higher.

Note 2: Measure Level (dBμV/m) = Reading Level (dBμV) + Factor (dB)

Factor (dB) = Cable Loss (dB) + Antenna Factor (dB/m) - Pre_Amplifier Gain (dB)

Test Mode:	802.11n-HT40 - Ant 0 + 1	Test Site:	AC1
Test Channel:	06	Test Engineer:	Will Yan
Remark:	1. Average measurement was not performed if peak level lower than average limit. 2. Other frequency was 20dB below limit line within 1-18GHz, there is not show in the report.		

Mark	Frequency (MHz)	Reading Level (dBμV)	Factor (dB)	Measure Level (dBμV/m)	Limit (dBμV/m)	Margin (dB)	Detector	Polarization
	8276.0	33.2	8.1	41.3	74.0	-32.7	Peak	Horizontal
*	9857.0	32.6	11.6	44.2	76.2	-32.0	Peak	Horizontal
	11378.5	32.7	12.6	45.3	74.0	-28.7	Peak	Horizontal
*	16725.0	35.1	14.5	49.6	76.2	-26.6	Peak	Horizontal
	8165.5	33.2	8.4	41.6	74.0	-32.4	Peak	Vertical
*	9857.0	32.8	11.6	44.4	76.2	-31.8	Peak	Vertical
	11480.5	32.9	12.7	45.6	74.0	-28.4	Peak	Vertical
*	16495.5	36.8	13.4	50.2	76.2	-26.0	Peak	Vertical

Note 1: "*" is not in restricted band, its limit is 30dBc of the fundamental emission level (106.2dBμV/m) or FCC 15.209 which is higher.

Note 2: Measure Level (dBμV/m) = Reading Level (dBμV) + Factor (dB)

Factor (dB) = Cable Loss (dB) + Antenna Factor (dB/m) - Pre_Amplifier Gain (dB)

Test Mode:	802.11n-HT40 - Ant 0 + 1	Test Site:	AC1
Test Channel:	09	Test Engineer:	Will Yan
Remark:	1. Average measurement was not performed if peak level lower than average limit. 2. Other frequency was 20dB below limit line within 1-18GHz, there is not show in the report.		

Mark	Frequency (MHz)	Reading Level (dBμV)	Factor (dB)	Measure Level (dBμV/m)	Limit (dBμV/m)	Margin (dB)	Detector	Polarization
	8199.5	34.8	8.3	43.1	74.0	-30.9	Peak	Horizontal
*	9899.5	32.7	11.6	44.3	74.6	-30.3	Peak	Horizontal
	11072.5	32.7	12.8	45.5	74.0	-28.5	Peak	Horizontal
*	16793.0	34.6	14.8	49.4	74.6	-25.2	Peak	Horizontal
	8199.5	33.3	8.3	41.6	74.0	-32.4	Peak	Vertical
*	9899.5	32.5	11.6	44.1	74.6	-30.5	Peak	Vertical
	11123.5	32.6	12.7	45.3	74.0	-28.7	Peak	Vertical
*	16572.0	36.5	13.7	50.2	74.6	-24.4	Peak	Vertical

Note 1: "*" is not in restricted band, its limit is 30dBc of the fundamental emission level (104.6dBμV/m) or FCC 15.209 which is higher.

Note 2: Measure Level (dBμV/m) = Reading Level (dBμV) + Factor (dB)

Factor (dB) = Cable Loss (dB) + Antenna Factor (dB/m) - Pre_Amplifier Gain (dB)

The worst case of Radiated Emission:

Site: AC1	Time: 2017/04/11 - 20:03
Limit: FCC_Part15.209_RE(3m)	Engineer: Alex Ma
Probe: VULB 9168 _20-2000MHz	Polarity: Horizontal
EUT: Wi-Fi Extender	Power: AC 120V/60Hz
Worst Mode: Transmit by 802.11b at channel 2437MHz Ant 0 + 1	

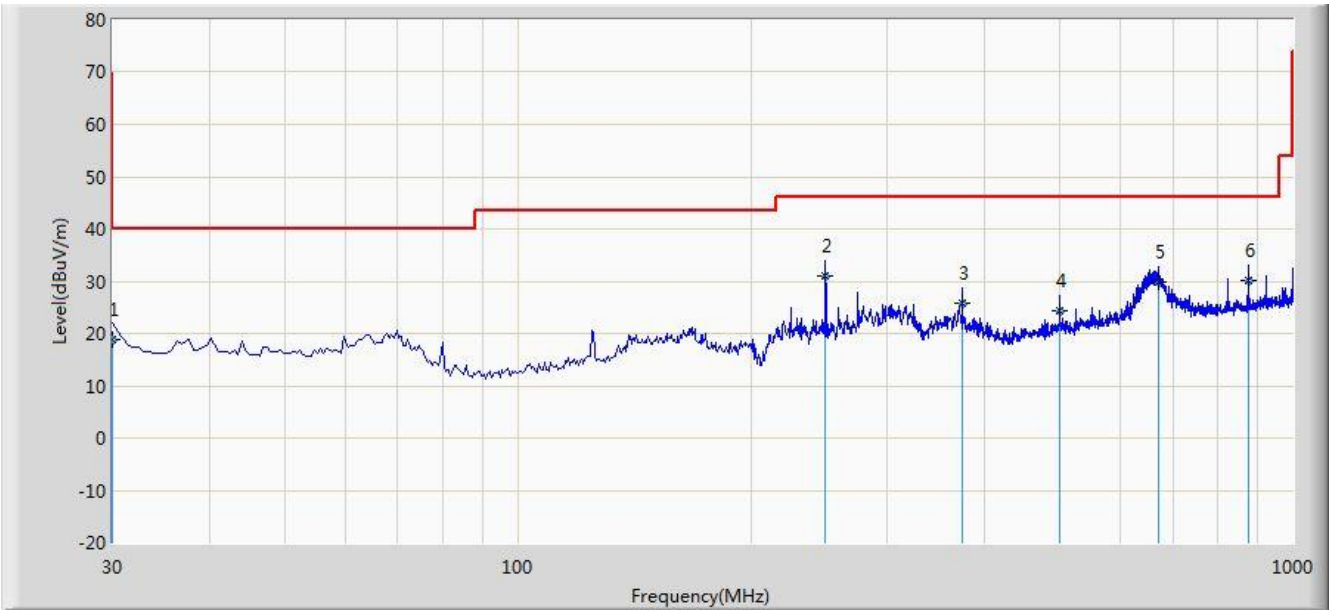

No	Flag	Mark	Frequency (MHz)	Measure Level (dBuV/m)	Reading Level (dBuV)	Over Limit (dB)	Limit (dBuV/m)	Factor (dB)	Type
1			30.000	18.892	5.284	-21.108	40.000	13.608	QP
2		*	249.705	30.873	17.952	-15.127	46.000	12.921	QP
3			374.835	25.812	9.812	-20.188	46.000	16.000	QP
4			499.965	24.334	5.852	-21.666	46.000	18.482	QP
5			669.715	29.718	8.082	-16.282	46.000	21.635	QP
6			875.355	30.021	6.011	-15.979	46.000	24.010	QP

Note 1: Measure Level (dBμV/m) = Reading Level (dBμV) + Factor (dB)

Factor (dB) = Cable Loss (dB) + Antenna Factor (dB/m)

Note 2: The test trace is same as the ambient noise and the amplitude of the emissions are attenuated more than 20dB below the permissible (the test frequency range: 9kHz ~ 30MHz, 18GHz ~ 25GHz), therefore no data appear in the report.

Site: AC1	Time: 2017/04/11 - 20:08
Limit: FCC_Part15.209_RE(3m)	Engineer: Alex Ma
Probe: VULB 9168 _20-2000MHz	Polarity: Vertical
EUT: Wi-Fi Extender	Power: AC 120V/60Hz
Worst Mode: Transmit by 802.11b at channel 2437MHz Ant 0 + 1	

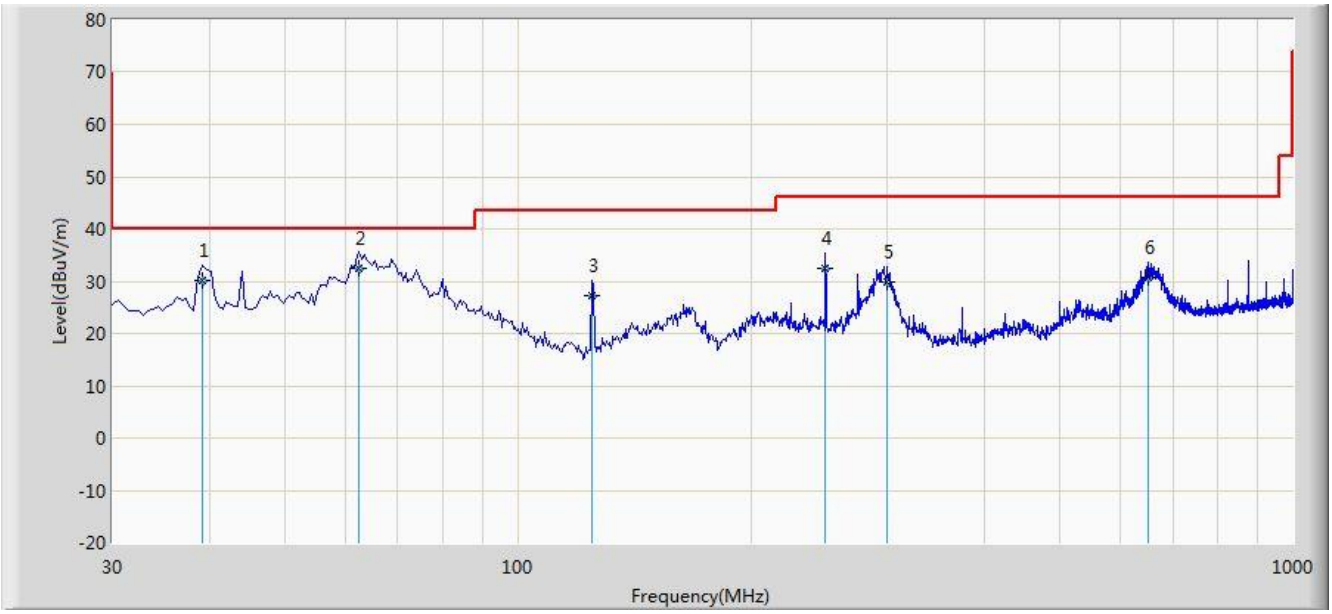

No	Flag	Mark	Frequency (MHz)	Measure Level (dBuV/m)	Reading Level (dBuV)	Over Limit (dB)	Limit (dBuV/m)	Factor (dB)	Type
1			39.215	30.112	15.673	-9.888	40.000	14.440	QP
2		*	62.495	32.511	19.609	-7.489	40.000	12.902	QP
3			124.575	27.184	13.762	-16.316	43.500	13.422	QP
4			249.705	32.381	19.460	-13.619	46.000	12.921	QP
5			299.660	29.784	15.496	-16.216	46.000	14.288	QP
6			650.315	30.714	9.347	-15.286	46.000	21.367	QP

Note 1: Measure Level (dBμV/m) = Reading Level (dBμV) + Factor (dB)

Factor (dB) = Cable Loss (dB) + Antenna Factor (dB/m)

Note 2: The test trace is same as the ambient noise and the amplitude of the emissions are attenuated more than 20dB below the permissible (the test frequency range: 9kHz ~ 30MHz, 18GHz ~ 25GHz), therefore no data appear in the report.

7.7. Radiated Restricted Band Edge Measurement

7.7.1.Test Limit

For 15.205 requirement:

Radiated emissions which fall in the restricted bands, as defined in Section 15.205(a) of FCC part 15, must also comply with the radiated emission limits specified in Section 15.209(a).

Frequency (MHz)	Frequency (MHz)	Frequency (MHz)	Frequency (GHz)
0.090 - 0.110	16.42 - 16.423	399.9 - 410	4.5 - 5.15
[1] 0.495 - 0.505	16.69475 - 16.69525	608 - 614	5.35 - 5.46
2.1735 - 2.1905	16.80425 - 16.80475	960 - 1240	7.25 - 7.75
4.125 - 4.128	25.5 - 25.67	1300 - 1427	8.25 - 8.5
4.17725 - 4.17775	37.5 - 38.25	1435 - 1626.5	9.0 - 9.2
4.20725 - 4.20775	73 - 74.6	1645.5 - 1646.5	9.3 - 9.5
6.215 - 6.218	74.8 - 75.2	1660 - 1710	10.6 - 12.7
6.26775 - 6.26825	108 - 121.94	1718.8 - 1722.2	13.25 - 13.4
6.31175 - 6.31225	123 - 138	2200 - 2300	14.47 - 14.5
8.291 - 8.294	149.9 - 150.05	2310 – 2390	15.35 - 16.2
8.362 - 8.366	156.52475 - 156.525	2483.5 - 2500	17.7 - 21.4
8.37625 - 8.38675	156.7 - 156.9	2690 - 2900	22.01 - 23.12
8.41425 - 8.41475	162.0125 - 167.17	3260 - 3267	23.6 - 24.0
12.29 - 12.293	167.72 - 173.2	3332 - 3339	31.2 - 31.8
12.51975 - 12.52025	240 - 285	3345.8 - 3358	36.43 - 36.5
12.57675 - 12.57725	322 - 335.4	3600 - 4400	([2])
13.36 - 13.41	--	--	--

All out of band emissions appearing in a restricted band as specified in Section 15.205 of the Title 47 CFR must not exceed the limits per Section FCC 15.209.

7.7.2.Test Procedure Used

KDB 558074 D01v04 - Section 12.2.4 (peak power measurements)

KDB 558074 D01v04 - Section 12.2.5 (average power measurements)

7.7.3.Test Setup

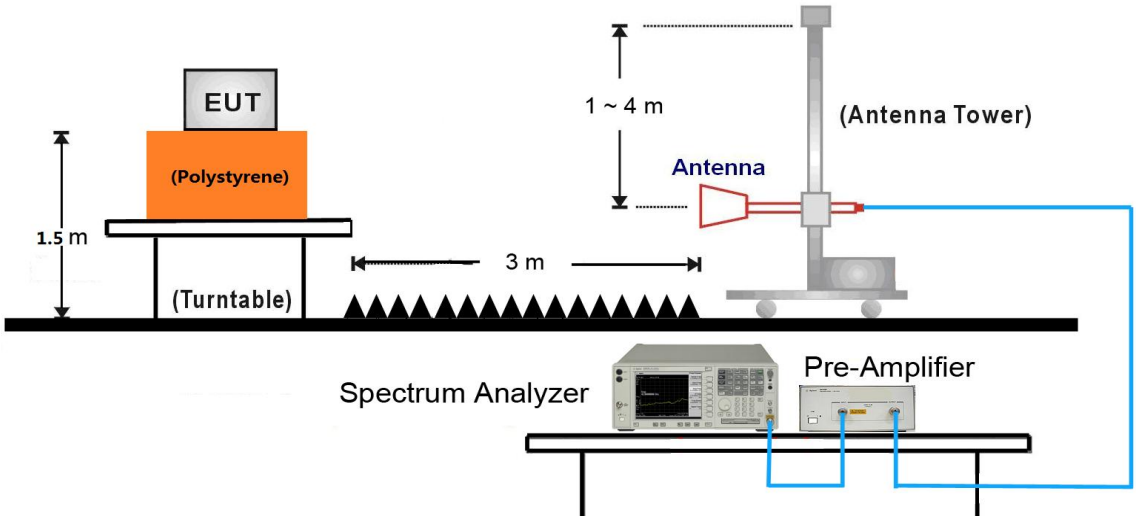

7.7.4.Test Result

Site: AC1	Time: 2017/03/27 - 22:35
Limit: FCC_Part15.209_RE(3m)	Engineer: Will Yan
Probe: BBHA9120D_1-18GHz	Polarity: Horizontal
EUT: Wi-Fi Extender	Power: AC 120V/60Hz
Test Mode: Transmit by 802.11b at channel 2412MHz Ant 0	

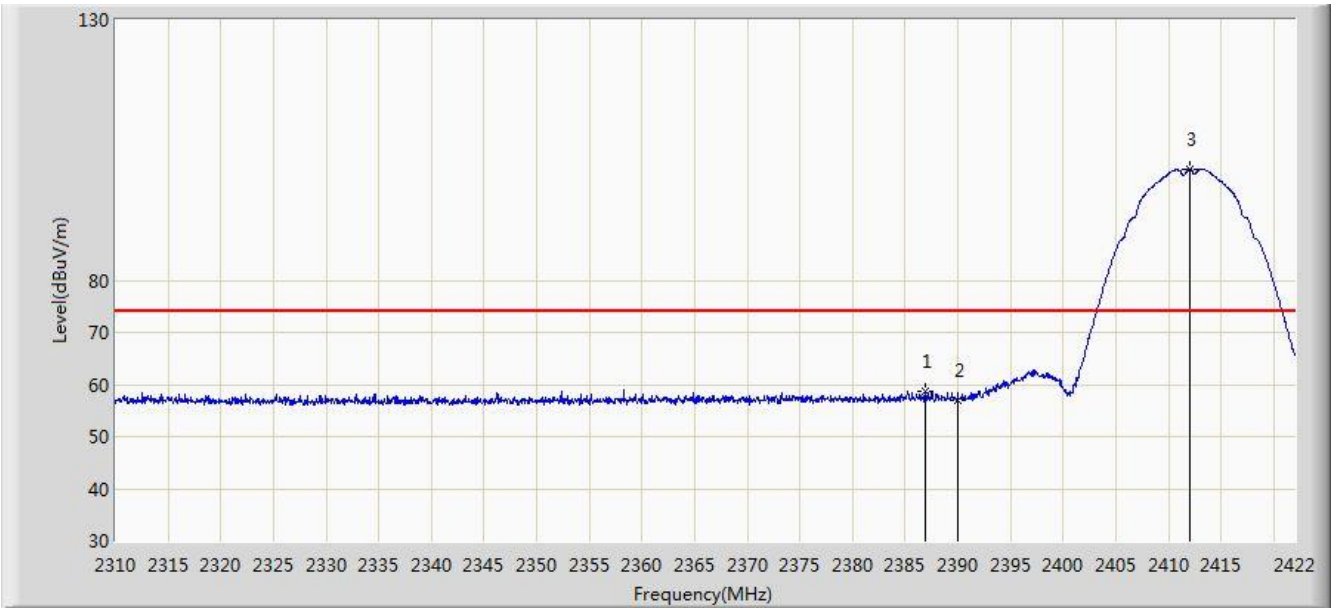

No	Flag	Mark	Frequency (MHz)	Measure Level (dBuV/m)	Reading Level (dBuV)	Over Limit (dB)	Limit (dBuV/m)	Factor (dB)	Type
1			2386.888	58.639	27.431	-15.361	74.000	31.209	PK
2			2390.000	56.986	25.783	-17.014	74.000	31.203	PK
3		*	2411.976	101.391	70.221	N/A	N/A	31.170	PK

Note: Measure Level (dBµV/m) = Reading Level (dBµV) + Factor (dB)

Factor (dB) = Cable Loss (dB) + Antenna Factor (dB/m)

Site: AC1	Time: 2017/03/27 - 22:52
Limit: FCC_Part15.209_RE(3m)	Engineer: Will Yan
Probe: BBHA9120D_1-18GHz	Polarity: Horizontal
EUT: Wi-Fi Extender	Power: AC 120V/60Hz
Test Mode: Transmit by 802.11b at channel 2412MHz Ant 0	

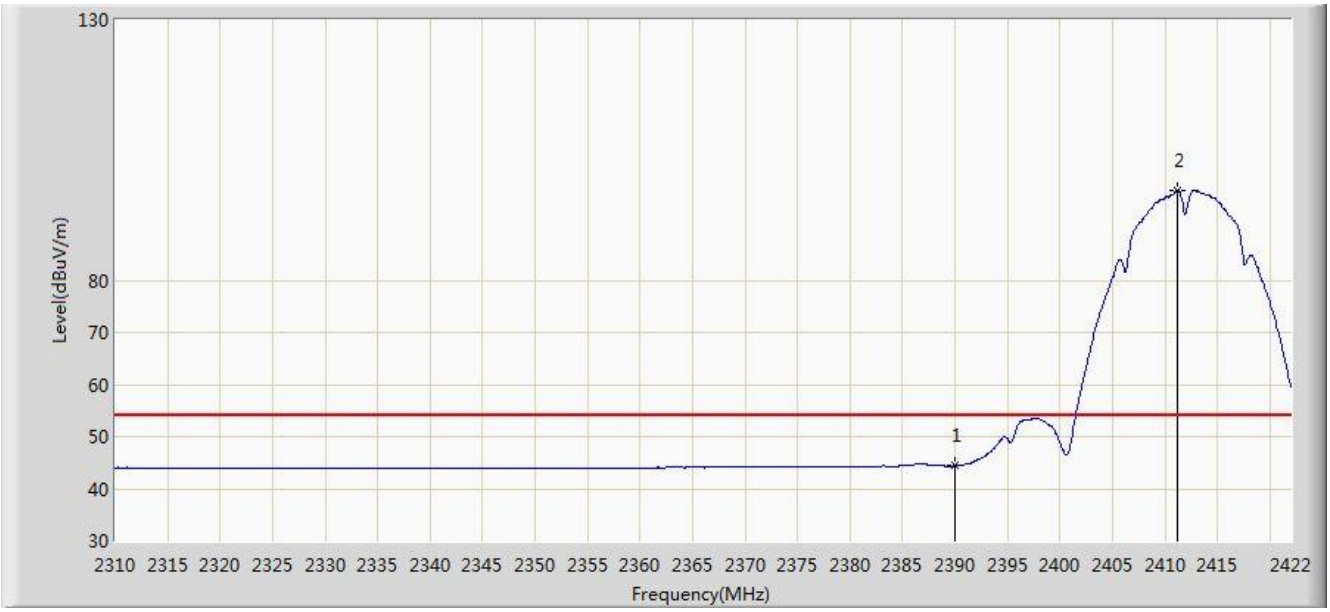

No	Flag	Mark	Frequency (MHz)	Measure Level (dBuV/m)	Reading Level (dBuV)	Over Limit (dB)	Limit (dBuV/m)	Factor (dB)	Type
1			2390.000	44.375	13.172	-9.625	54.000	31.203	AV
2		*	2411.192	97.290	66.119	N/A	N/A	31.171	AV

Note: Measure Level (dBµV/m) = Reading Level (dBµV) + Factor (dB)

Factor (dB) = Cable Loss (dB) + Antenna Factor (dB/m)

Site: AC1	Time: 2017/03/27 - 22:53
Limit: FCC_Part15.209_RE(3m)	Engineer: Will Yan
Probe: BBHA9120D_1-18GHz	Polarity: Vertical
EUT: Wi-Fi Extender	Power: AC 120V/60Hz
Test Mode: Transmit by 802.11b at channel 2412MHz Ant 0	

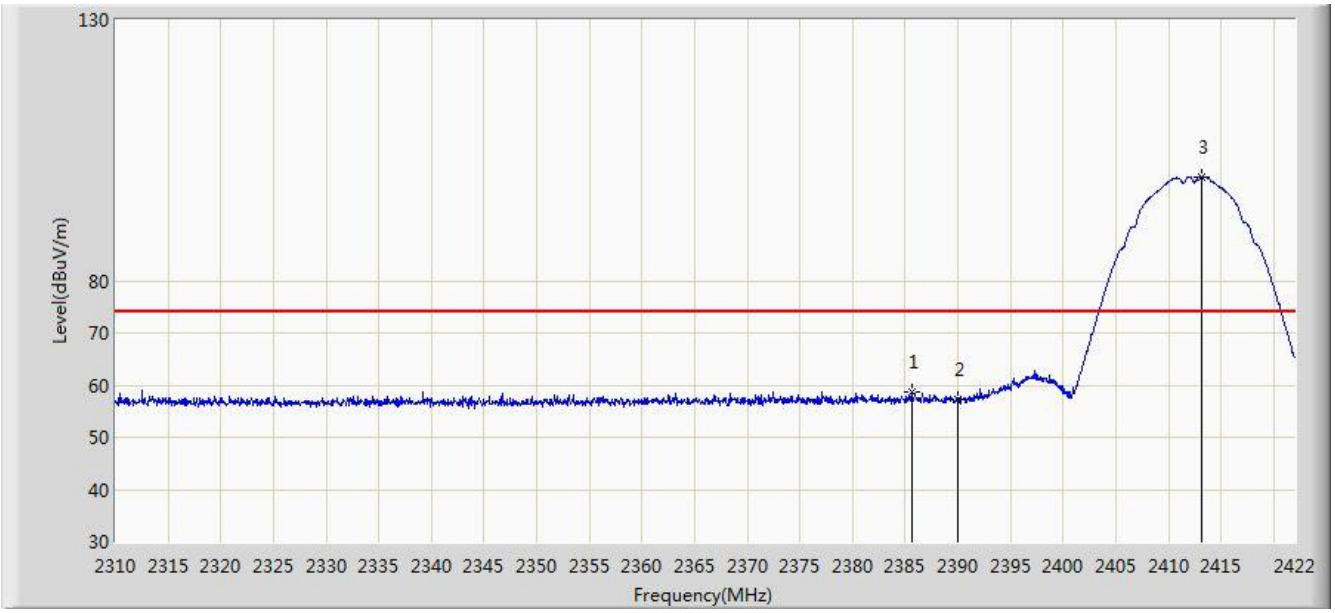

No	Flag	Mark	Frequency (MHz)	Measure Level (dBuV/m)	Reading Level (dBuV)	Over Limit (dB)	Limit (dBuV/m)	Factor (dB)	Type
1			2385.600	58.726	27.515	-15.274	74.000	31.211	PK
2			2390.000	57.246	26.043	-16.754	74.000	31.203	PK
3		*	2413.152	99.992	68.824	N/A	N/A	31.167	PK

Note: Measure Level (dBµV/m) = Reading Level (dBµV) + Factor (dB)

Factor (dB) = Cable Loss (dB) + Antenna Factor (dB/m)

Site: AC1	Time: 2017/03/27 - 22:56
Limit: FCC_Part15.209_RE(3m)	Engineer: Will Yan
Probe: BBHA9120D_1-18GHz	Polarity: Vertical
EUT: Wi-Fi Extender	Power: AC 120V/60Hz
Test Mode: Transmit by 802.11b at channel 2412MHz Ant 0	

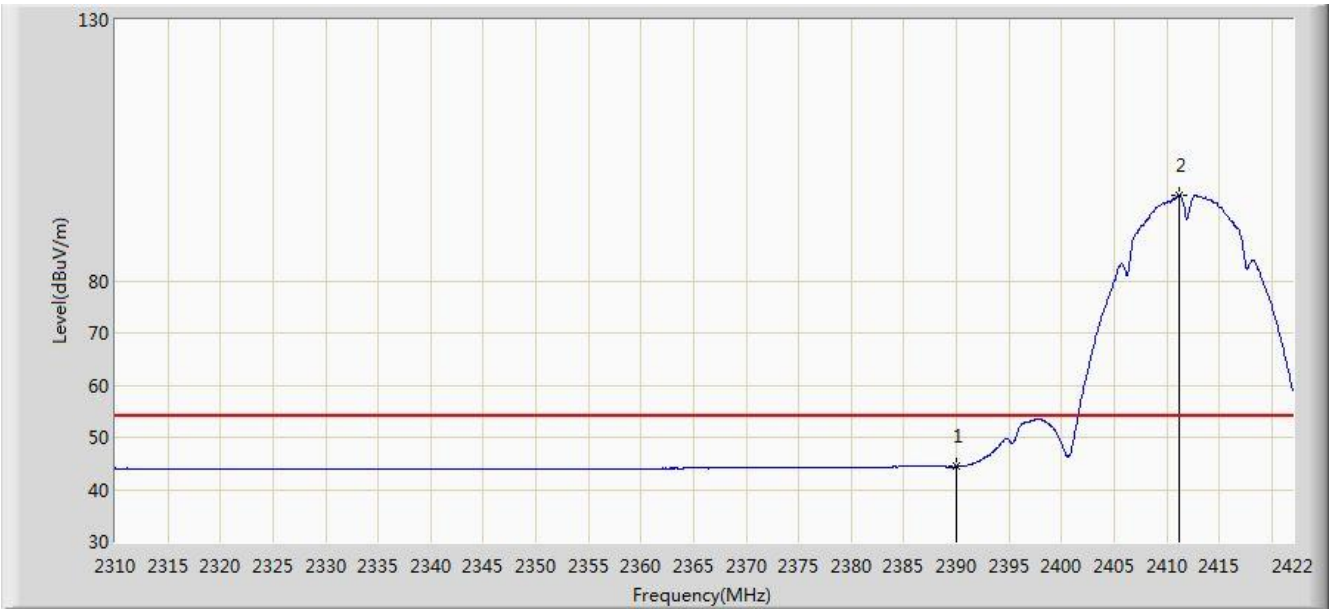

No	Flag	Mark	Frequency (MHz)	Measure Level (dBuV/m)	Reading Level (dBuV)	Over Limit (dB)	Limit (dBuV/m)	Factor (dB)	Type
1			2390.000	44.385	13.182	-9.615	54.000	31.203	AV
2		*	2411.248	96.428	65.257	N/A	N/A	31.171	AV

Note: Measure Level (dBµV/m) = Reading Level (dBµV) + Factor (dB)

Factor (dB) = Cable Loss (dB) + Antenna Factor (dB/m)

Site: AC1	Time: 2017/03/27 - 22:58
Limit: FCC_Part15.209_RE(3m)	Engineer: Will Yan
Probe: BBHA9120D_1-18GHz	Polarity: Horizontal
EUT: Wi-Fi Extender	Power: AC 120V/60Hz
Test Mode: Transmit by 802.11b at channel 2462MHz Ant 0	

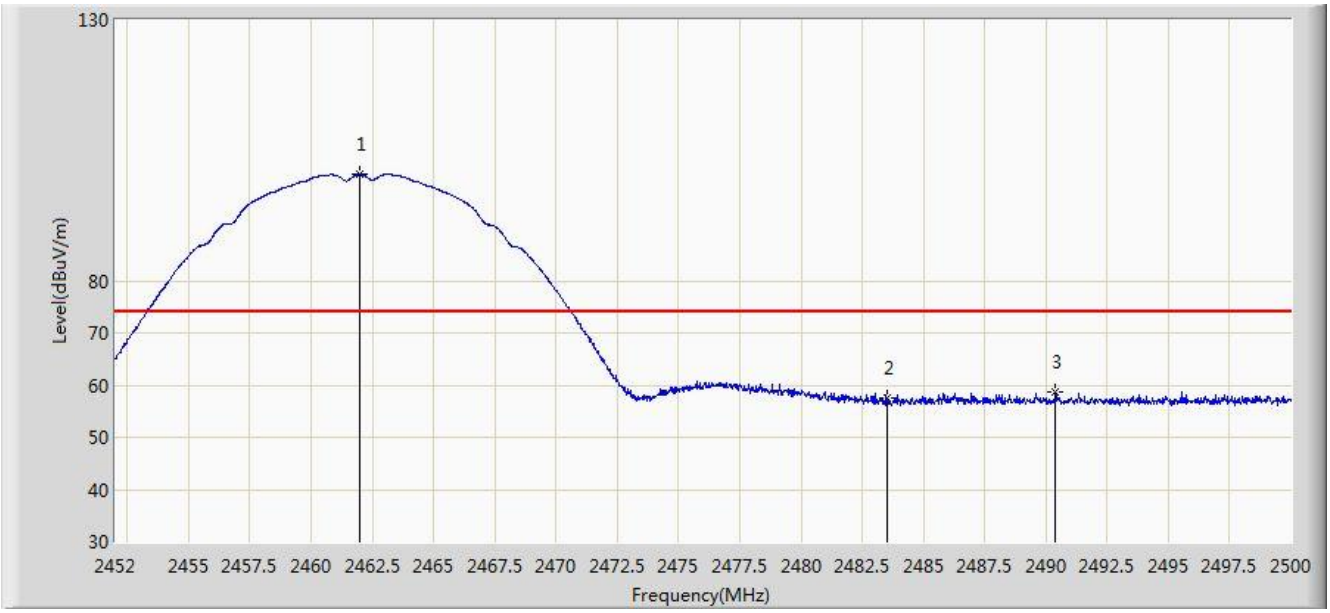

No	Flag	Mark	Frequency (MHz)	Measure Level (dBuV/m)	Reading Level (dBuV)	Over Limit (dB)	Limit (dBuV/m)	Factor (dB)	Type
1		*	2461.984	100.377	69.242	N/A	N/A	31.135	PK
2			2483.500	57.513	26.320	-16.487	74.000	31.194	PK
3			2490.400	58.584	27.373	-15.416	74.000	31.211	PK

Note: Measure Level (dBµV/m) = Reading Level (dBµV) + Factor (dB)

Factor (dB) = Cable Loss (dB) + Antenna Factor (dB/m)

Site: AC1	Time: 2017/03/27 - 23:00
Limit: FCC_Part15.209_RE(3m)	Engineer: Will Yan
Probe: BBHA9120D_1-18GHz	Polarity: Horizontal
EUT: Wi-Fi Extender	Power: AC 120V/60Hz
Test Mode: Transmit by 802.11b at channel 2462MHz Ant 0	

No	Flag	Mark	Frequency (MHz)	Measure Level (dBuV/m)	Reading Level (dBuV)	Over Limit (dB)	Limit (dBuV/m)	Factor (dB)	Type
1		*	2461.168	96.916	65.782	N/A	N/A	31.134	AV
2			2483.500	44.056	12.863	-9.944	54.000	31.194	AV

Note: Measure Level (dBµV/m) = Reading Level (dBµV) + Factor (dB)

Factor (dB) = Cable Loss (dB) + Antenna Factor (dB/m)

Site: AC1	Time: 2017/03/27 - 23:01
Limit: FCC_Part15.209_RE(3m)	Engineer: Will Yan
Probe: BBHA9120D_1-18GHz	Polarity: Vertical
EUT: Wi-Fi Extender	Power: AC 120V/60Hz
Test Mode: Transmit by 802.11b at channel 2462MHz Ant 0	

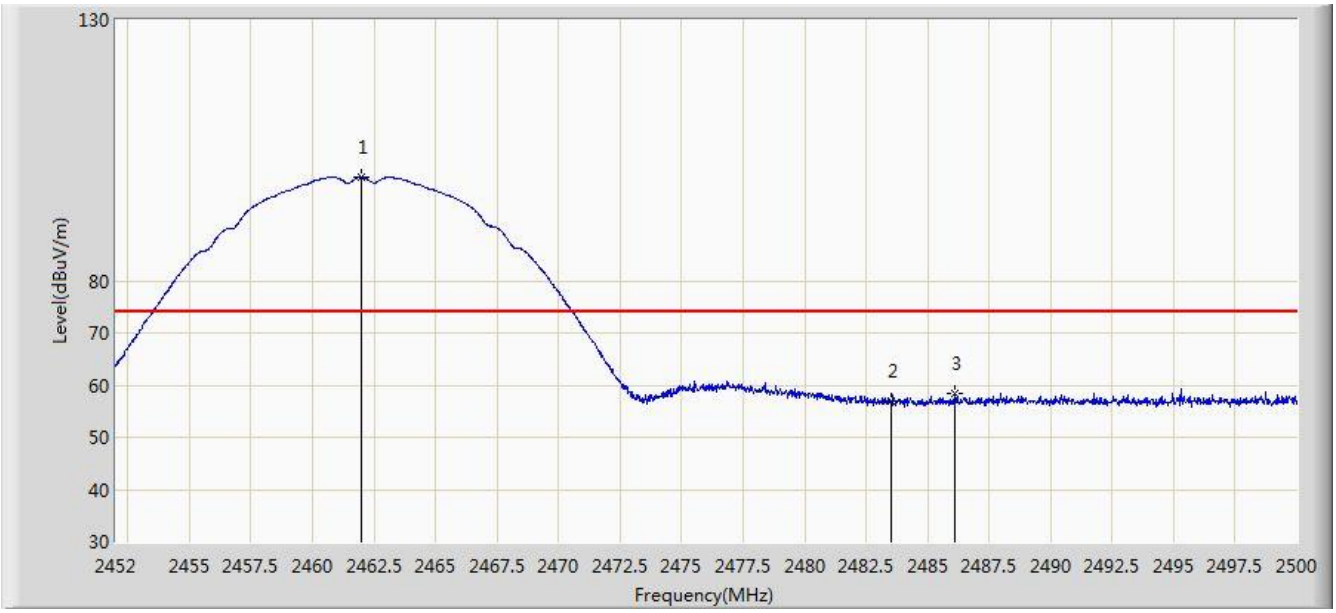

No	Flag	Mark	Frequency (MHz)	Measure Level (dBuV/m)	Reading Level (dBuV)	Over Limit (dB)	Limit (dBuV/m)	Factor (dB)	Type
1		*	2461.960	99.860	68.725	N/A	N/A	31.135	PK
2			2483.500	57.042	25.849	-16.958	74.000	31.194	PK
3			2486.104	58.405	27.205	-15.595	74.000	31.200	PK

Note: Measure Level (dBµV/m) = Reading Level (dBµV) + Factor (dB)

Factor (dB) = Cable Loss (dB) + Antenna Factor (dB/m)

Site: AC1	Time: 2017/03/27 - 23:03
Limit: FCC_Part15.209_RE(3m)	Engineer: Will Yan
Probe: BBHA9120D_1-18GHz	Polarity: Vertical
EUT: Wi-Fi Extender	Power: AC 120V/60Hz
Test Mode: Transmit by 802.11b at channel 2462MHz Ant 0	

No	Flag	Mark	Frequency (MHz)	Measure Level (dBuV/m)	Reading Level (dBuV)	Over Limit (dB)	Limit (dBuV/m)	Factor (dB)	Type
1		*	2462.752	96.626	65.489	N/A	N/A	31.137	AV
2			2483.500	44.049	12.856	-9.951	54.000	31.194	AV

Note: Measure Level (dBµV/m) = Reading Level (dBµV) + Factor (dB)

Factor (dB) = Cable Loss (dB) + Antenna Factor (dB/m)

Site: AC1	Time: 2017/03/27 - 23:05
Limit: FCC_Part15.209_RE(3m)	Engineer: Will Yan
Probe: BBHA9120D_1-18GHz	Polarity: Horizontal
EUT: Wi-Fi Extender	Power: AC 120V/60Hz
Test Mode: Transmit by 802.11g at channel 2412MHz Ant 0	

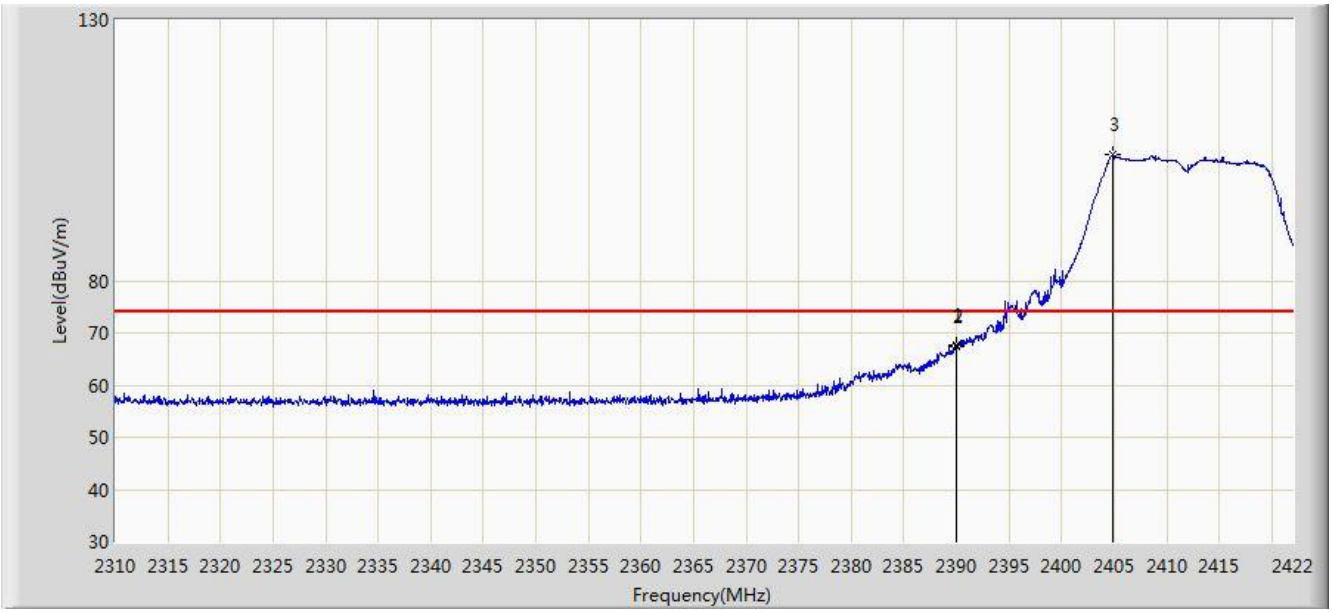

No	Flag	Mark	Frequency (MHz)	Measure Level (dBuV/m)	Reading Level (dBuV)	Over Limit (dB)	Limit (dBuV/m)	Factor (dB)	Type
1			2389.968	67.551	36.348	-6.449	74.000	31.203	PK
2			2390.000	67.463	36.260	-6.537	74.000	31.203	PK
3		*	2404.920	104.079	72.899	N/A	N/A	31.180	PK

Note: Measure Level (dBµV/m) = Reading Level (dBµV) + Factor (dB)

Factor (dB) = Cable Loss (dB) + Antenna Factor (dB/m)

Site: AC1	Time: 2017/03/27 - 23:07
Limit: FCC_Part15.209_RE(3m)	Engineer: Will Yan
Probe: BBHA9120D_1-18GHz	Polarity: Horizontal
EUT: Wi-Fi Extender	Power: AC 120V/60Hz
Test Mode: Transmit by 802.11g at channel 2412MHz Ant 0	

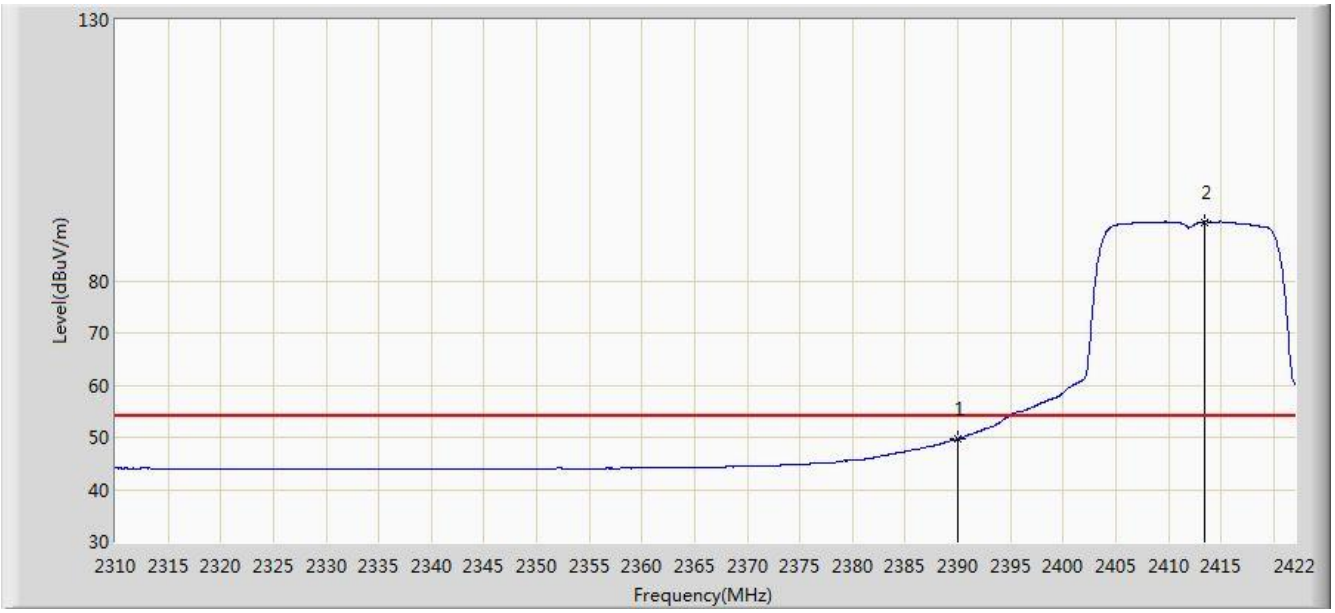

No	Flag	Mark	Frequency (MHz)	Measure Level (dBuV/m)	Reading Level (dBuV)	Over Limit (dB)	Limit (dBuV/m)	Factor (dB)	Type
1			2390.000	49.721	18.518	-4.279	54.000	31.203	AV
2		*	2413.432	91.303	60.136	N/A	N/A	31.168	AV

Note: Measure Level (dBµV/m) = Reading Level (dBµV) + Factor (dB)

Factor (dB) = Cable Loss (dB) + Antenna Factor (dB/m)

Site: AC1	Time: 2017/03/27 - 23:08
Limit: FCC_Part15.209_RE(3m)	Engineer: Will Yan
Probe: BBHA9120D_1-18GHz	Polarity: Vertical
EUT: Wi-Fi Extender	Power: AC 120V/60Hz
Test Mode: Transmit by 802.11g at channel 2412MHz Ant 0	

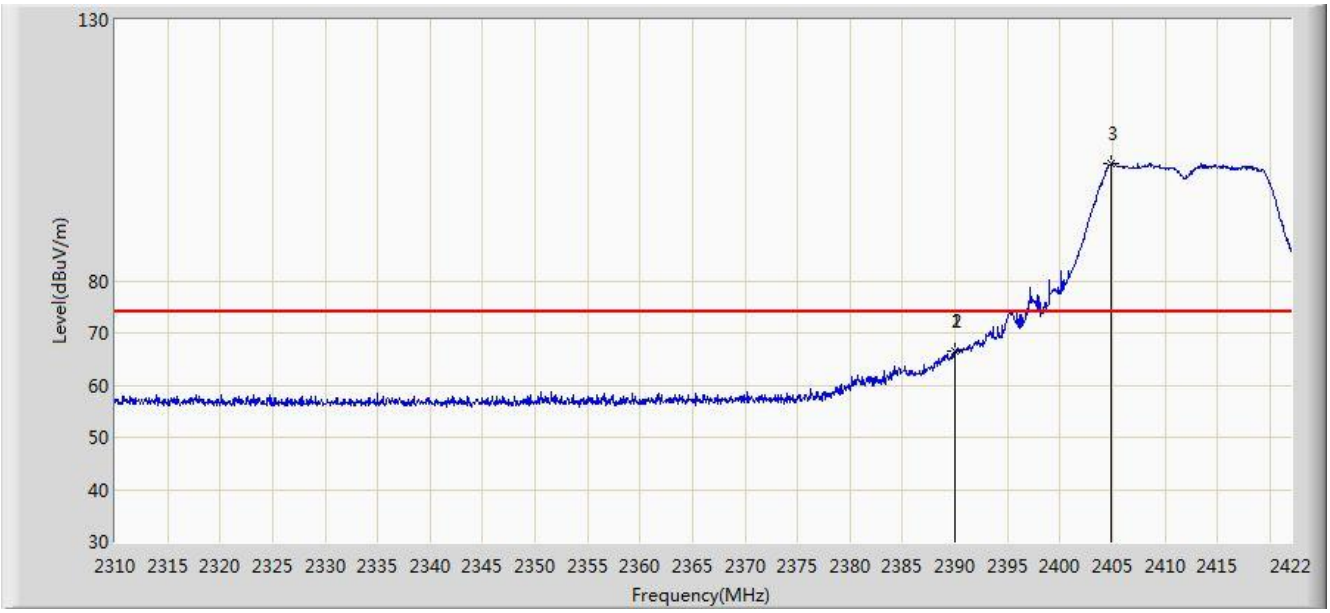

No	Flag	Mark	Frequency (MHz)	Measure Level (dBuV/m)	Reading Level (dBuV)	Over Limit (dB)	Limit (dBuV/m)	Factor (dB)	Type
1			2389.968	66.490	35.287	-7.510	74.000	31.203	PK
2			2390.000	66.449	35.246	-7.551	74.000	31.203	PK
3		*	2404.920	102.577	71.397	N/A	N/A	31.180	PK

Note: Measure Level (dBµV/m) = Reading Level (dBµV) + Factor (dB)

Factor (dB) = Cable Loss (dB) + Antenna Factor (dB/m)

Site: AC1	Time: 2017/03/27 - 23:10
Limit: FCC_Part15.209_RE(3m)	Engineer: Will Yan
Probe: BBHA9120D_1-18GHz	Polarity: Vertical
EUT: Wi-Fi Extender	Power: AC 120V/60Hz
Test Mode: Transmit by 802.11g at channel 2412MHz Ant 0	

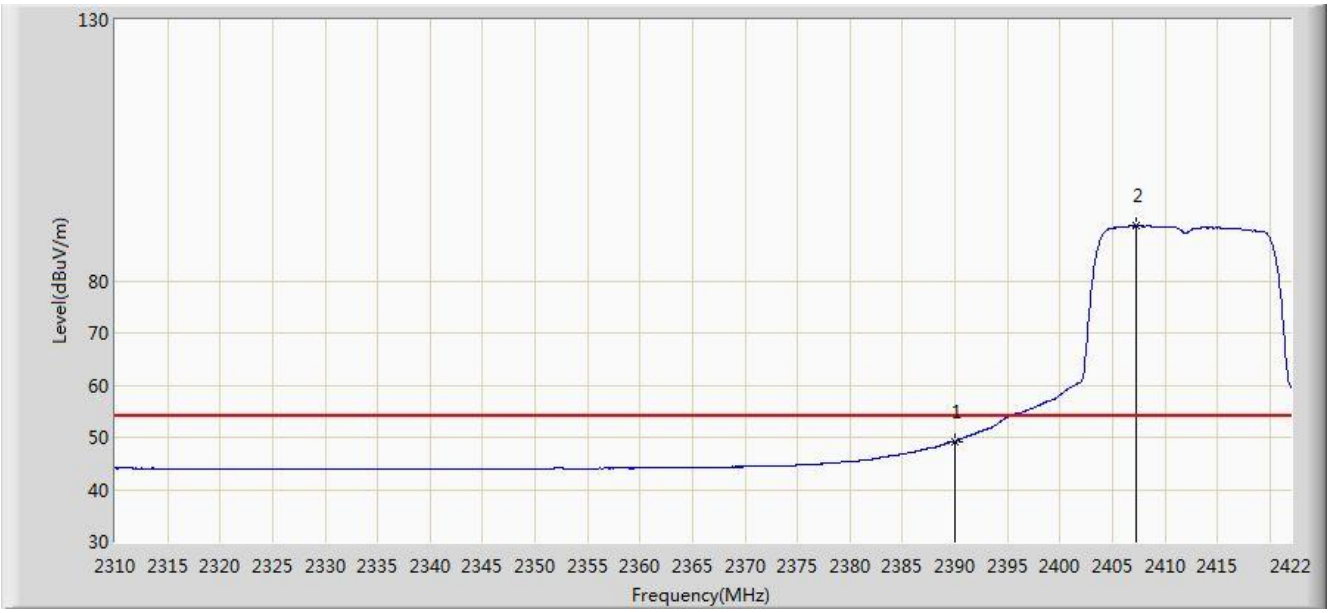

No	Flag	Mark	Frequency (MHz)	Measure Level (dBuV/m)	Reading Level (dBuV)	Over Limit (dB)	Limit (dBuV/m)	Factor (dB)	Type
1			2390.000	49.203	18.000	-4.797	54.000	31.203	AV
2		*	2407.216	90.493	59.316	N/A	N/A	31.177	AV

Note: Measure Level (dBµV/m) = Reading Level (dBµV) + Factor (dB)

Factor (dB) = Cable Loss (dB) + Antenna Factor (dB/m)

Site: AC1	Time: 2017/03/27 - 23:11
Limit: FCC_Part15.209_RE(3m)	Engineer: Will Yan
Probe: BBHA9120D_1-18GHz	Polarity: Horizontal
EUT: Wi-Fi Extender	Power: AC 120V/60Hz
Test Mode: Transmit by 802.11g at channel 2462MHz Ant 0	

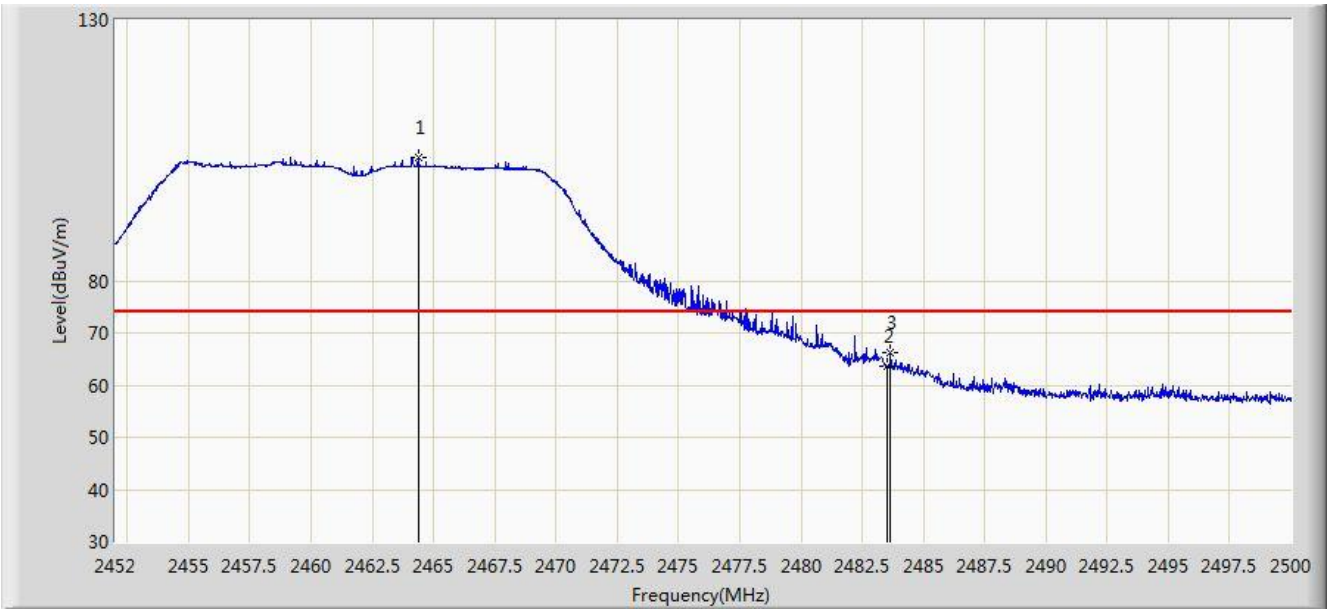

No	Flag	Mark	Frequency (MHz)	Measure Level (dBuV/m)	Reading Level (dBuV)	Over Limit (dB)	Limit (dBuV/m)	Factor (dB)	Type
1		*	2464.384	103.635	72.495	N/A	N/A	31.140	PK
2			2483.500	63.629	32.436	-10.371	74.000	31.194	PK
3			2483.656	66.351	35.157	-7.649	74.000	31.194	PK

Note: Measure Level (dBµV/m) = Reading Level (dBµV) + Factor (dB)

Factor (dB) = Cable Loss (dB) + Antenna Factor (dB/m)

Site: AC1	Time: 2017/03/27 - 23:14
Limit: FCC_Part15.209_RE(3m)	Engineer: Will Yan
Probe: BBHA9120D_1-18GHz	Polarity: Horizontal
EUT: Wi-Fi Extender	Power: AC 120V/60Hz
Test Mode: Transmit by 802.11g at channel 2462MHz Ant 0	

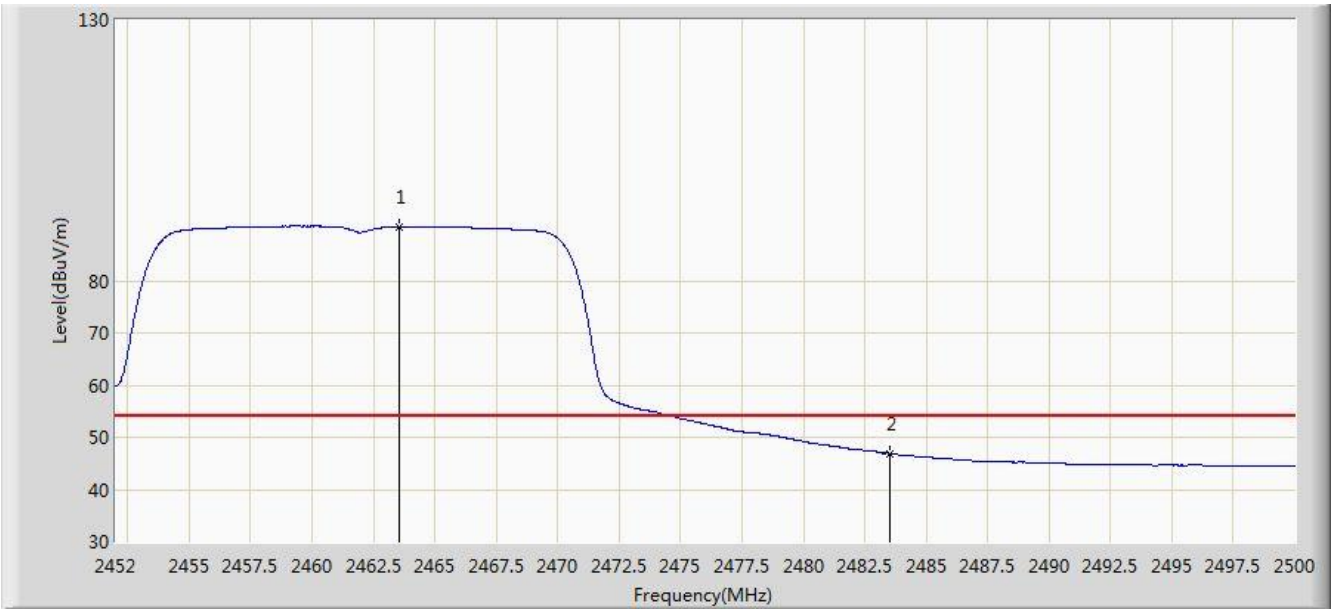

No	Flag	Mark	Frequency (MHz)	Measure Level (dBuV/m)	Reading Level (dBuV)	Over Limit (dB)	Limit (dBuV/m)	Factor (dB)	Type
1		*	2463.568	90.293	59.155	N/A	N/A	31.139	AV
2			2483.500	46.937	15.744	-7.063	54.000	31.194	AV

Note: Measure Level (dBμV/m) = Reading Level (dBμV) + Factor (dB)

Factor (dB) = Cable Loss (dB) + Antenna Factor (dB/m)

Site: AC1	Time: 2017/03/27 - 23:15
Limit: FCC_Part15.209_RE(3m)	Engineer: Will Yan
Probe: BBHA9120D_1-18GHz	Polarity: Vertical
EUT: Wi-Fi Extender	Power: AC 120V/60Hz
Test Mode: Transmit by 802.11g at channel 2462MHz Ant 0	

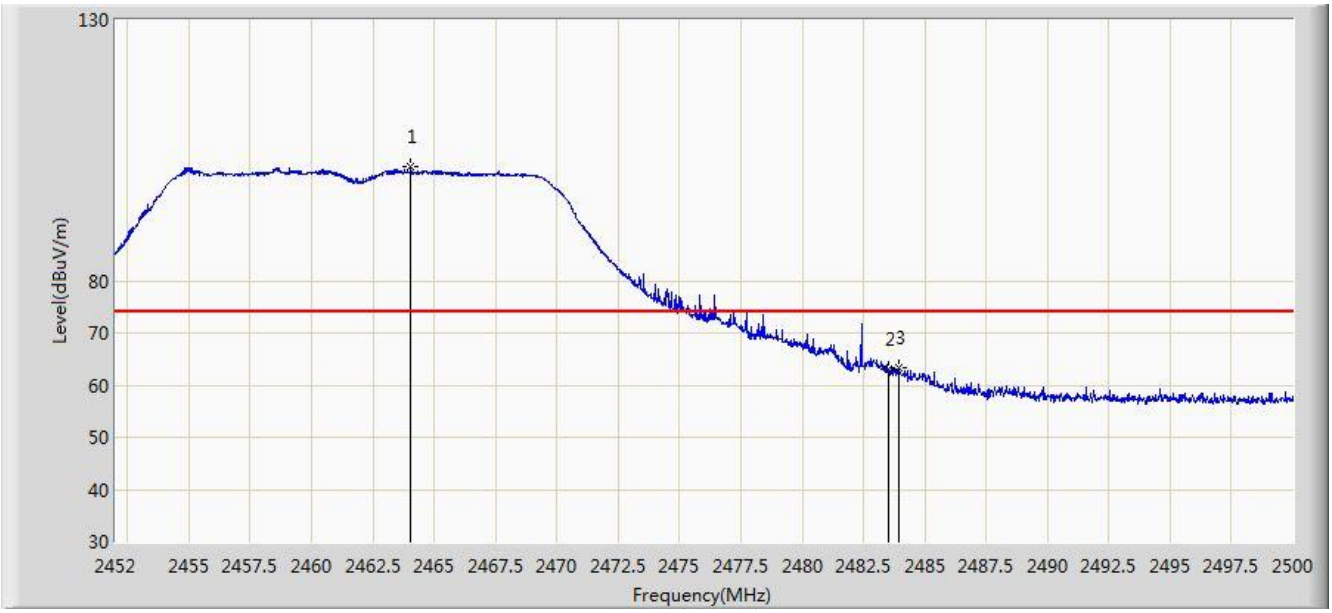

No	Flag	Mark	Frequency (MHz)	Measure Level (dBuV/m)	Reading Level (dBuV)	Over Limit (dB)	Limit (dBuV/m)	Factor (dB)	Type
1		*	2464.024	101.980	70.841	N/A	N/A	31.139	PK
2			2483.500	63.161	31.968	-10.839	74.000	31.194	PK
3			2483.920	63.234	32.040	-10.766	74.000	31.194	PK

Note: Measure Level (dBµV/m) = Reading Level (dBµV) + Factor (dB)

Factor (dB) = Cable Loss (dB) + Antenna Factor (dB/m)

Site: AC1	Time: 2017/03/27 - 23:16
Limit: FCC_Part15.209_RE(3m)	Engineer: Will Yan
Probe: BBHA9120D_1-18GHz	Polarity: Vertical
EUT: Wi-Fi Extender	Power: AC 120V/60Hz
Test Mode: Transmit by 802.11g at channel 2462MHz Ant 0	

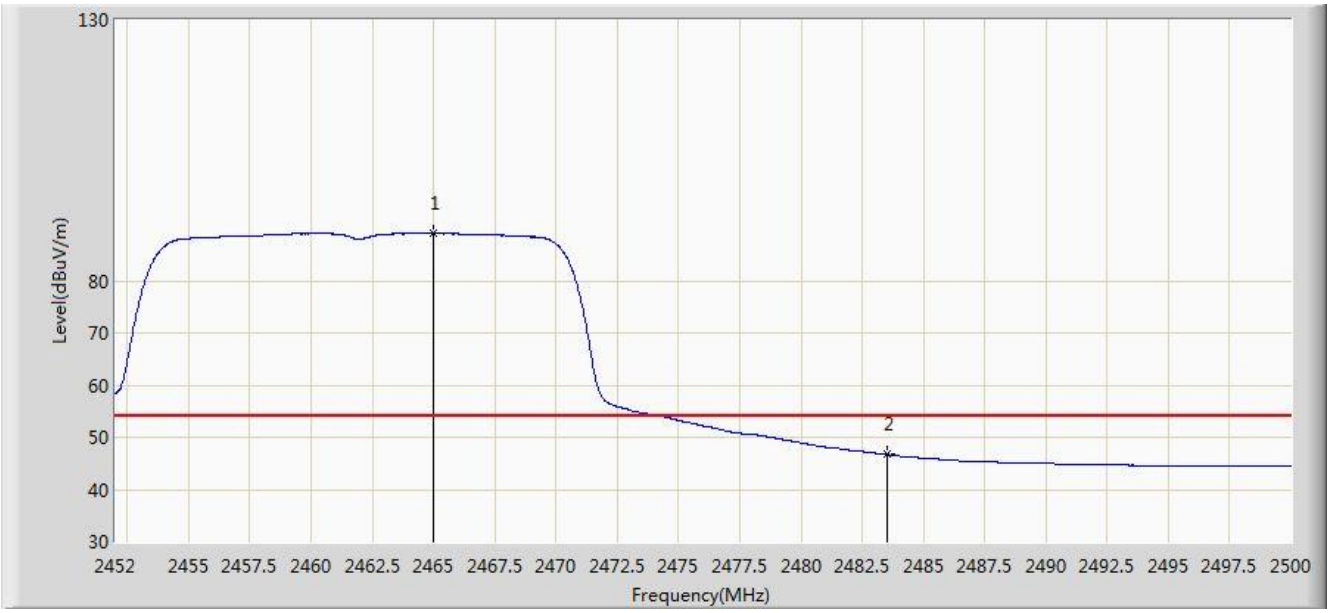

No	Flag	Mark	Frequency (MHz)	Measure Level (dBuV/m)	Reading Level (dBuV)	Over Limit (dB)	Limit (dBuV/m)	Factor (dB)	Type
1		*	2464.984	89.043	57.901	N/A	N/A	31.142	AV
2			2483.500	46.686	15.493	-7.314	54.000	31.194	AV

Note: Measure Level (dBµV/m) = Reading Level (dBµV) + Factor (dB)

Factor (dB) = Cable Loss (dB) + Antenna Factor (dB/m)

Site: AC1	Time: 2017/03/27 - 23:17
Limit: FCC_Part15.209_RE(3m)	Engineer: Will Yan
Probe: BBHA9120D_1-18GHz	Polarity: Horizontal
EUT: Wi-Fi Extender	Power: AC 120V/60Hz
Test Mode: Transmit by 802.11n-HT20 at channel 2412MHz Ant 0	

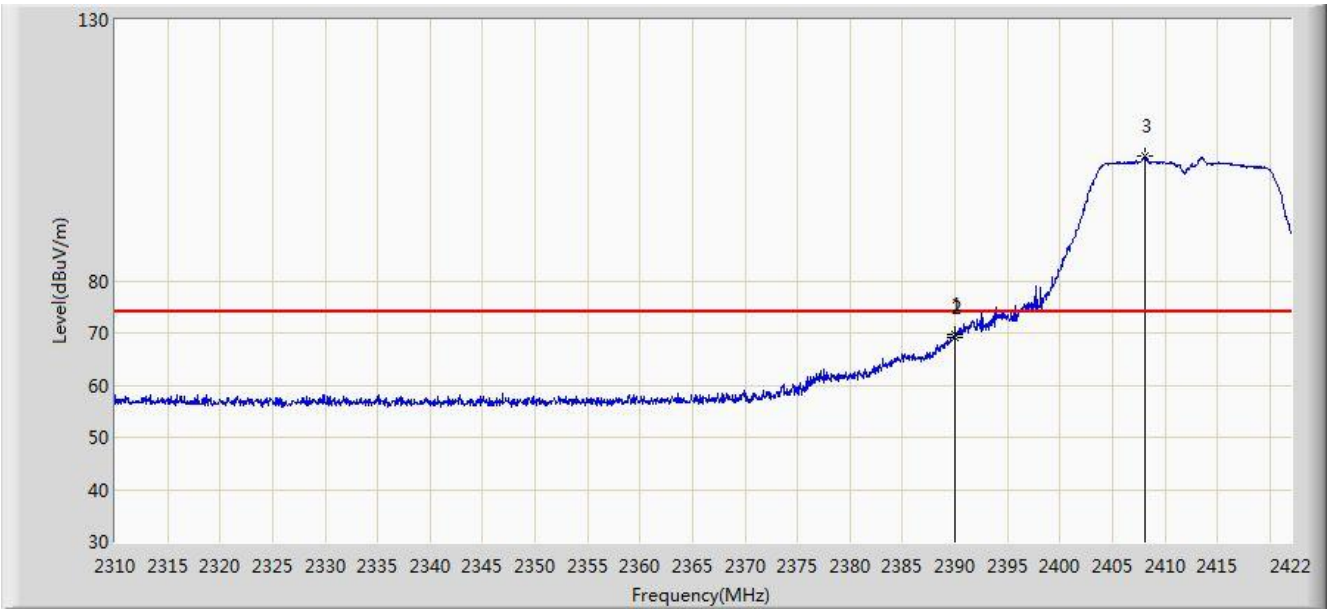

No	Flag	Mark	Frequency (MHz)	Measure Level (dBuV/m)	Reading Level (dBuV)	Over Limit (dB)	Limit (dBuV/m)	Factor (dB)	Type
1			2389.968	69.651	38.448	-4.349	74.000	31.203	PK
2			2390.000	69.160	37.957	-4.840	74.000	31.203	PK
3		*	2408.056	103.863	72.688	N/A	N/A	31.176	PK

Note: Measure Level (dBµV/m) = Reading Level (dBµV) + Factor (dB)

Factor (dB) = Cable Loss (dB) + Antenna Factor (dB/m)

Site: AC1	Time: 2017/03/27 - 23:20
Limit: FCC_Part15.209_RE(3m)	Engineer: Will Yan
Probe: BBHA9120D_1-18GHz	Polarity: Horizontal
EUT: Wi-Fi Extender	Power: AC 120V/60Hz
Test Mode: Transmit by 802.11n-HT20 at channel 2412MHz Ant 0	

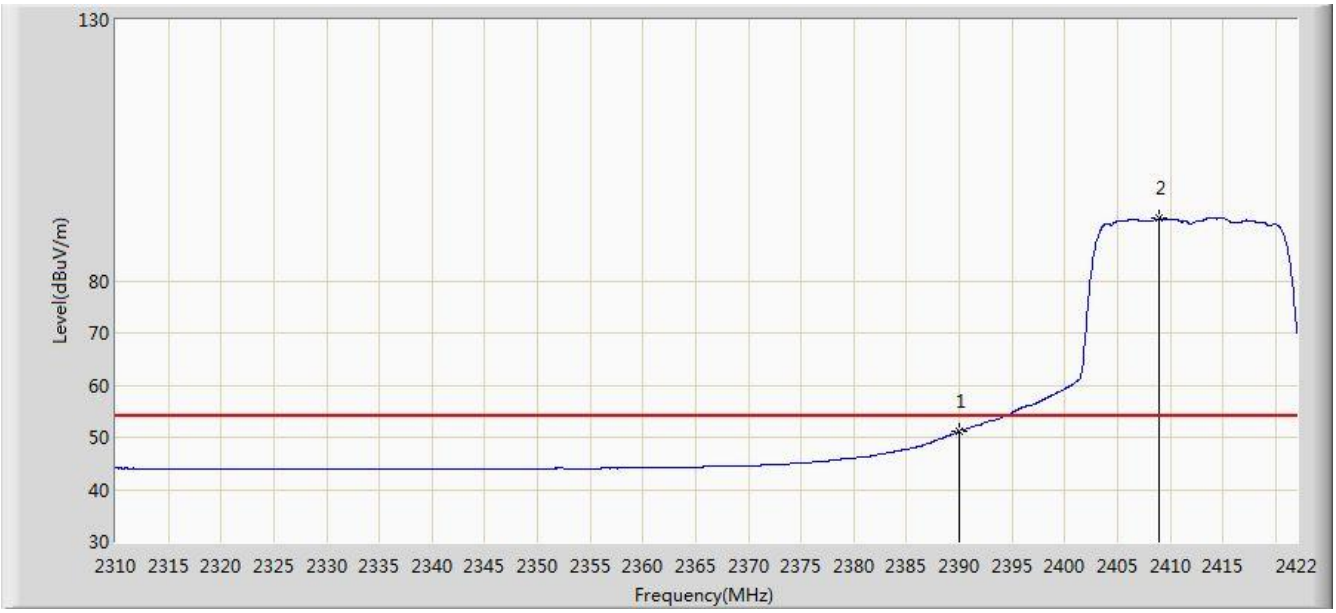

No	Flag	Mark	Frequency (MHz)	Measure Level (dBuV/m)	Reading Level (dBuV)	Over Limit (dB)	Limit (dBuV/m)	Factor (dB)	Type
1			2390.000	51.269	20.066	-2.731	54.000	31.203	AV
2		*	2408.952	91.922	60.748	N/A	N/A	31.174	AV

Note: Measure Level (dBµV/m) = Reading Level (dBµV) + Factor (dB)

Factor (dB) = Cable Loss (dB) + Antenna Factor (dB/m)

Site: AC1	Time: 2017/03/27 - 23:21
Limit: FCC_Part15.209_RE(3m)	Engineer: Will Yan
Probe: BBHA9120D_1-18GHz	Polarity: Vertical
EUT: Wi-Fi Extender	Power: AC 120V/60Hz
Test Mode: Transmit by 802.11n-HT20 at channel 2412MHz Ant 0	

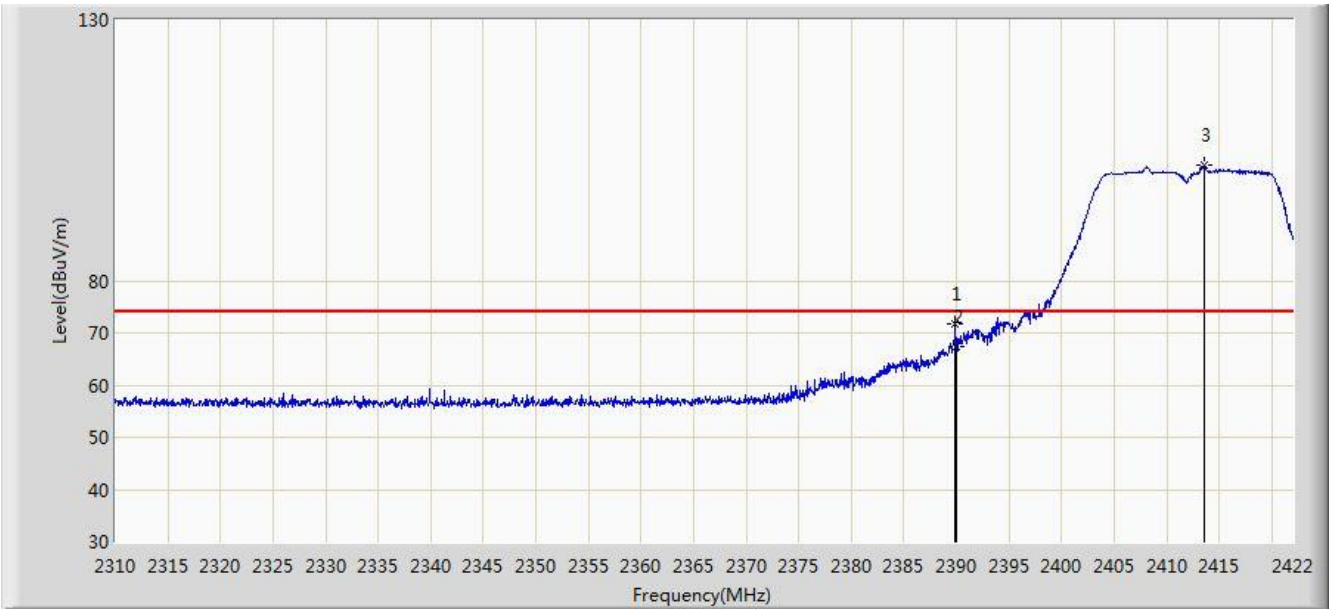

No	Flag	Mark	Frequency (MHz)	Measure Level (dBuV/m)	Reading Level (dBuV)	Over Limit (dB)	Limit (dBuV/m)	Factor (dB)	Type
1			2389.912	71.790	40.587	-2.210	74.000	31.203	PK
2			2390.000	67.427	36.224	-6.573	74.000	31.203	PK
3		*	2413.544	102.224	71.057	N/A	N/A	31.167	PK

Note: Measure Level (dBµV/m) = Reading Level (dBµV) + Factor (dB)

Factor (dB) = Cable Loss (dB) + Antenna Factor (dB/m)

Site: AC1	Time: 2017/03/27 - 23:22
Limit: FCC_Part15.209_RE(3m)	Engineer: Will Yan
Probe: BBHA9120D_1-18GHz	Polarity: Vertical
EUT: Wi-Fi Extender	Power: AC 120V/60Hz
Test Mode: Transmit by 802.11n-HT20 at channel 2412MHz Ant 0	

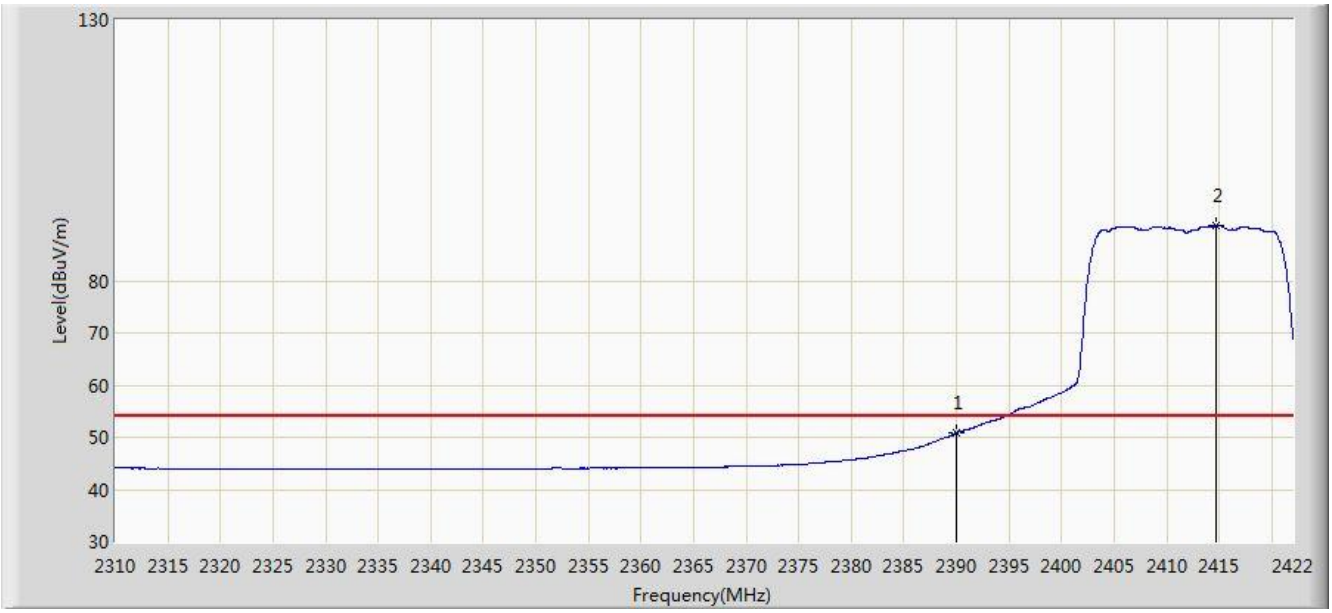

No	Flag	Mark	Frequency (MHz)	Measure Level (dBuV/m)	Reading Level (dBuV)	Over Limit (dB)	Limit (dBuV/m)	Factor (dB)	Type
1			2390.000	50.830	19.627	-3.170	54.000	31.203	AV
2		*	2414.720	90.492	59.327	N/A	N/A	31.164	AV

Note: Measure Level (dBµV/m) = Reading Level (dBµV) + Factor (dB)

Factor (dB) = Cable Loss (dB) + Antenna Factor (dB/m)

Site: AC1	Time: 2017/03/27 - 23:25
Limit: FCC_Part15.209_RE(3m)	Engineer: Will Yan
Probe: BBHA9120D_1-18GHz	Polarity: Horizontal
EUT: Wi-Fi Extender	Power: AC 120V/60Hz
Test Mode: Transmit by 802.11n-HT20 at channel 2462MHz Ant 0	

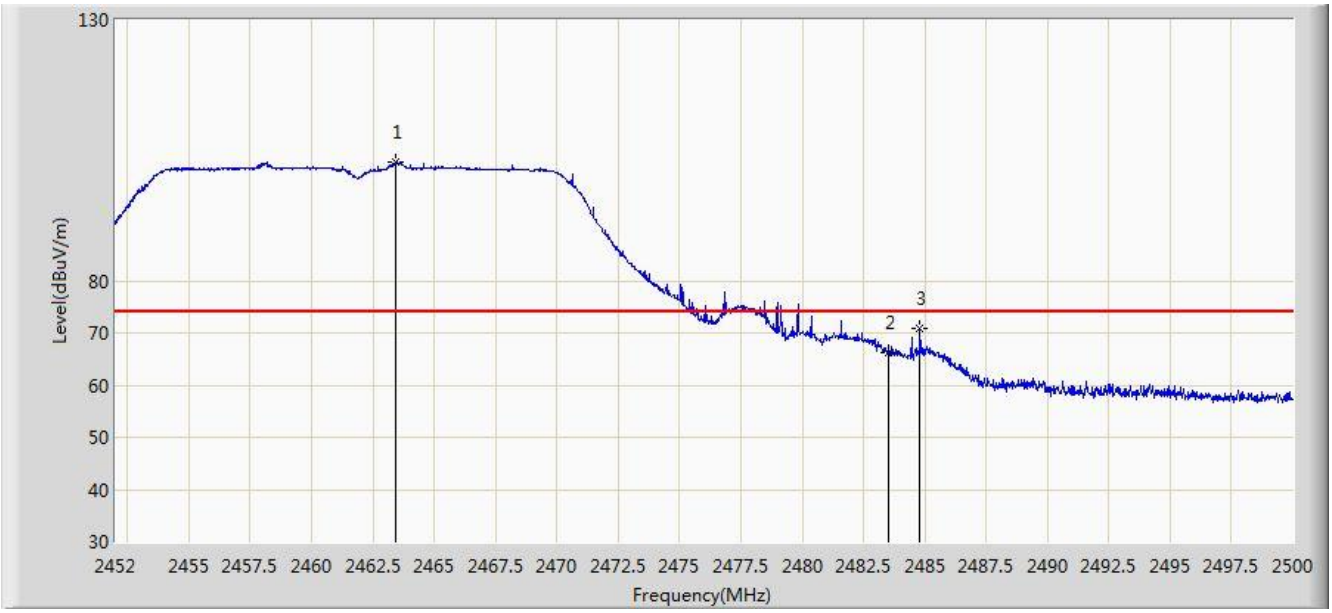

No	Flag	Mark	Frequency (MHz)	Measure Level (dBuV/m)	Reading Level (dBuV)	Over Limit (dB)	Limit (dBuV/m)	Factor (dB)	Type
1		*	2463.424	102.730	71.592	N/A	N/A	31.138	PK
2			2483.500	66.177	34.984	-7.823	74.000	31.194	PK
3			2484.808	70.755	39.558	-3.245	74.000	31.197	PK

Note: Measure Level (dBµV/m) = Reading Level (dBµV) + Factor (dB)

Factor (dB) = Cable Loss (dB) + Antenna Factor (dB/m)

Site: AC1	Time: 2017/03/27 - 23:27
Limit: FCC_Part15.209_RE(3m)	Engineer: Will Yan
Probe: BBHA9120D_1-18GHz	Polarity: Horizontal
EUT: Wi-Fi Extender	Power: AC 120V/60Hz
Test Mode: Transmit by 802.11n-HT20 at channel 2462MHz Ant 0	

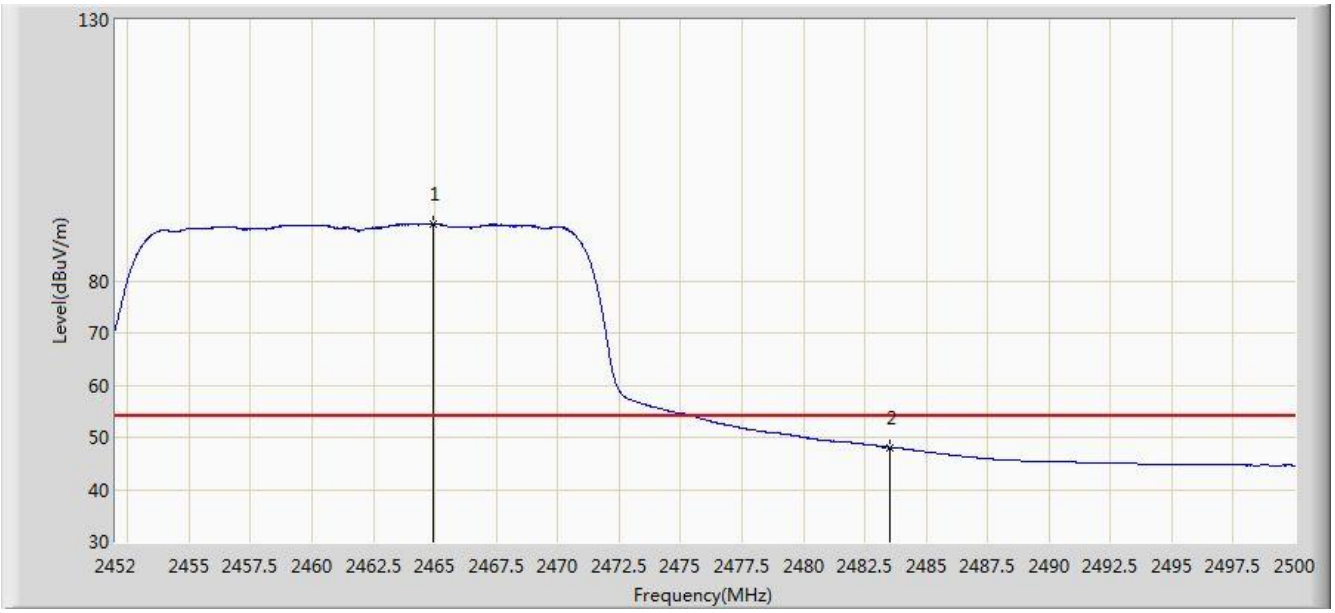

No	Flag	Mark	Frequency (MHz)	Measure Level (dBuV/m)	Reading Level (dBuV)	Over Limit (dB)	Limit (dBuV/m)	Factor (dB)	Type
1		*	2464.912	90.868	59.726	N/A	N/A	31.142	AV
2			2483.500	48.103	16.910	-5.897	54.000	31.194	AV

Note: Measure Level (dBµV/m) = Reading Level (dBµV) + Factor (dB)

Factor (dB) = Cable Loss (dB) + Antenna Factor (dB/m)

Site: AC1	Time: 2017/03/27 - 23:28
Limit: FCC_Part15.209_RE(3m)	Engineer: Will Yan
Probe: BBHA9120D_1-18GHz	Polarity: Vertical
EUT: Wi-Fi Extender	Power: AC 120V/60Hz
Test Mode: Transmit by 802.11n-HT20 at channel 2462MHz Ant 0	

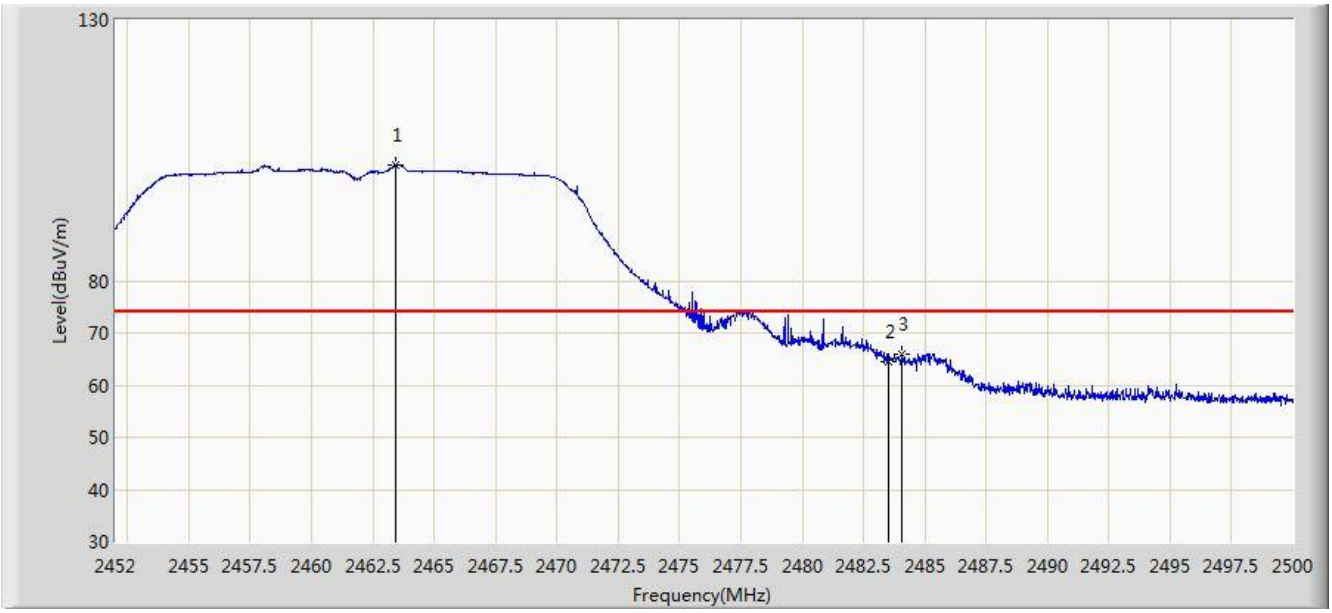

No	Flag	Mark	Frequency (MHz)	Measure Level (dBuV/m)	Reading Level (dBuV)	Over Limit (dB)	Limit (dBuV/m)	Factor (dB)	Type
1		*	2463.448	102.190	71.052	N/A	N/A	31.138	PK
2			2483.500	64.414	33.221	-9.586	74.000	31.194	PK
3			2484.088	66.073	34.878	-7.927	74.000	31.195	PK

Note: Measure Level (dBµV/m) = Reading Level (dBµV) + Factor (dB)

Factor (dB) = Cable Loss (dB) + Antenna Factor (dB/m)

Site: AC1	Time: 2017/03/27 - 23:30
Limit: FCC_Part15.209_RE(3m)	Engineer: Will Yan
Probe: BBHA9120D_1-18GHz	Polarity: Vertical
EUT: Wi-Fi Extender	Power: AC 120V/60Hz
Test Mode: Transmit by 802.11n-HT20 at channel 2462MHz Ant 0	

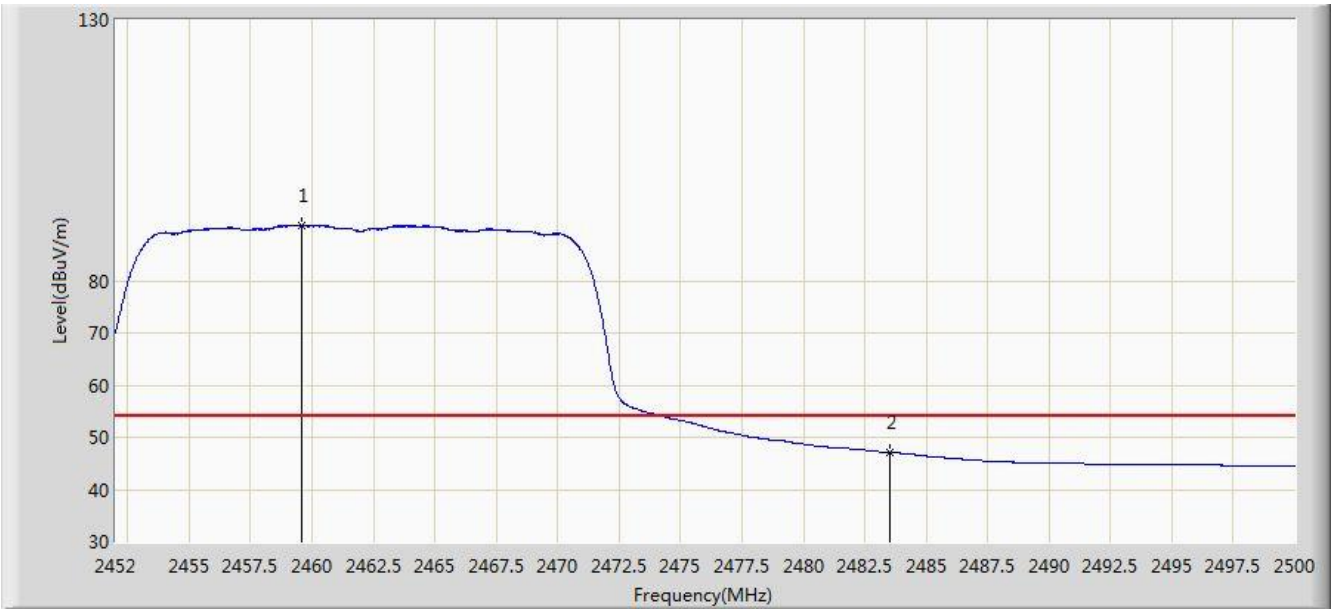

No	Flag	Mark	Frequency (MHz)	Measure Level (dBuV/m)	Reading Level (dBuV)	Over Limit (dB)	Limit (dBuV/m)	Factor (dB)	Type
1		*	2459.560	90.589	59.458	N/A	N/A	31.131	AV
2			2483.500	47.124	15.931	-6.876	54.000	31.194	AV

Note: Measure Level (dBµV/m) = Reading Level (dBµV) + Factor (dB)

Factor (dB) = Cable Loss (dB) + Antenna Factor (dB/m)

Site: AC1	Time: 2017/03/27 - 23:37
Limit: FCC_Part15.209_RE(3m)	Engineer: Will Yan
Probe: BBHA9120D_1-18GHz	Polarity: Horizontal
EUT: Wi-Fi Extender	Power: AC 120V/60Hz
Test Mode: Transmit by 802.11n-HT20 at channel 2422MHz Ant 0	

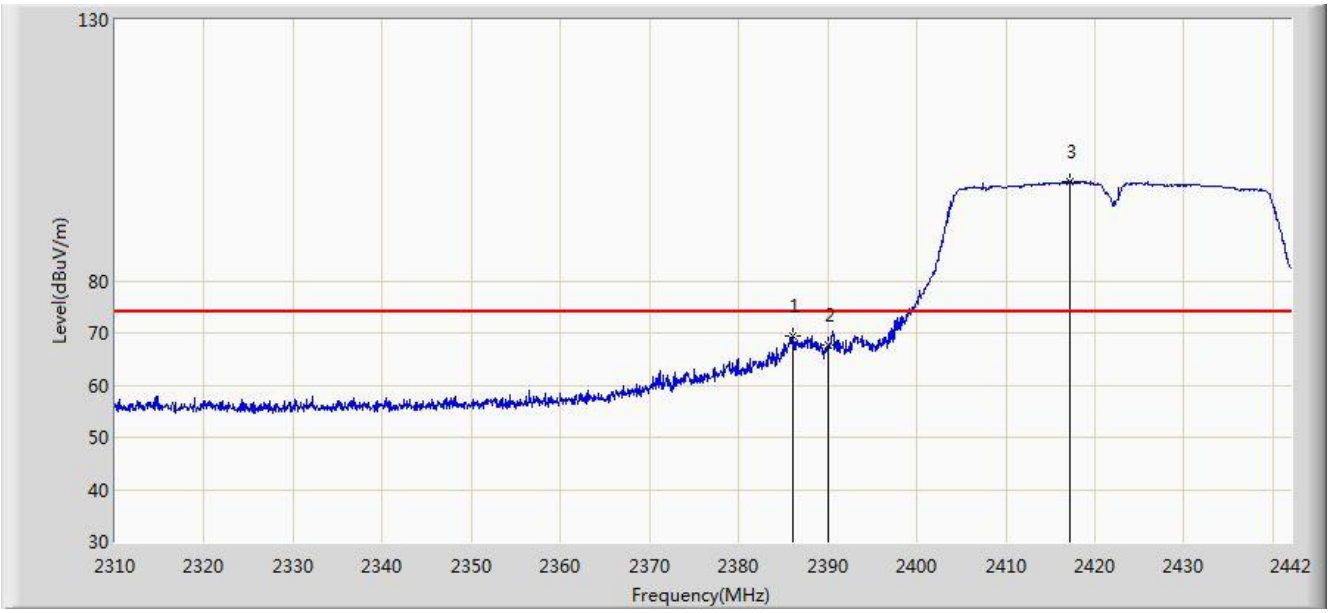

No	Flag	Mark	Frequency (MHz)	Measure Level (dBuV/m)	Reading Level (dBuV)	Over Limit (dB)	Limit (dBuV/m)	Factor (dB)	Type
1			2386.098	69.400	38.190	-4.600	74.000	31.210	PK
2			2390.000	67.660	36.457	-6.340	74.000	31.203	PK
3		*	2417.118	99.102	67.941	N/A	N/A	31.161	PK

Note: Measure Level (dBµV/m) = Reading Level (dBµV) + Factor (dB)

Factor (dB) = Cable Loss (dB) + Antenna Factor (dB/m)

Site: AC1	Time: 2017/03/27 - 23:35
Limit: FCC_Part15.209_RE(3m)	Engineer: Will Yan
Probe: BBHA9120D_1-18GHz	Polarity: Horizontal
EUT: Wi-Fi Extender	Power: AC 120V/60Hz
Test Mode: Transmit by 802.11n-HT20 at channel 2422MHz Ant 0	

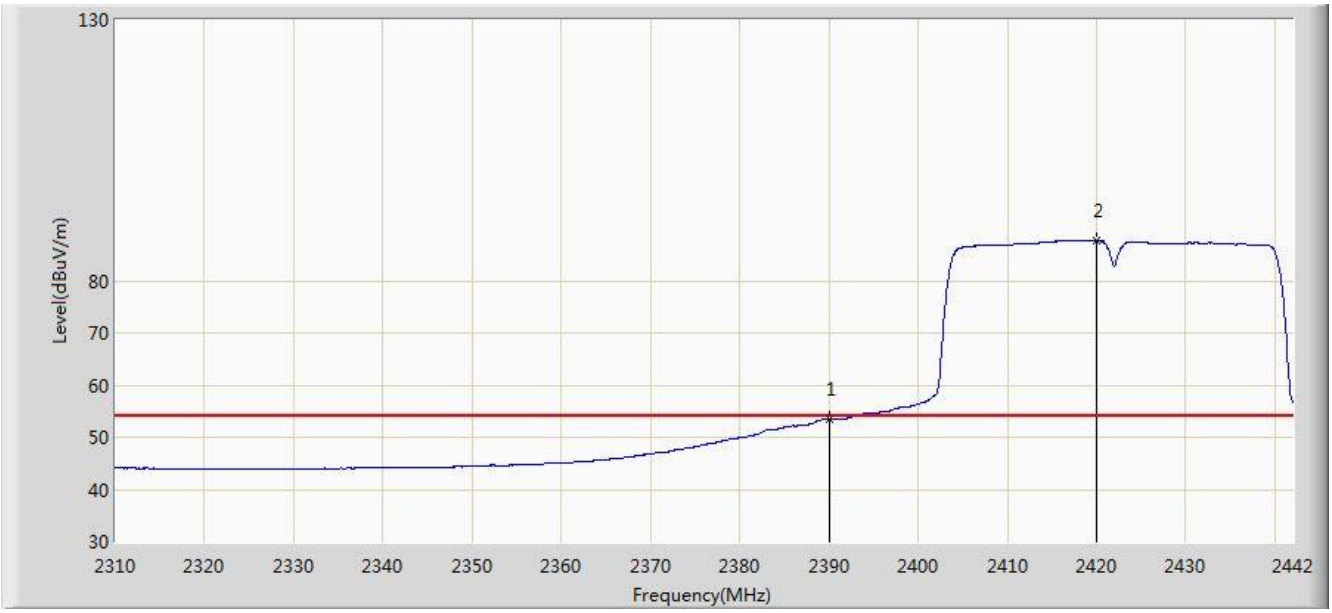

No	Flag	Mark	Frequency (MHz)	Measure Level (dBuV/m)	Reading Level (dBuV)	Over Limit (dB)	Limit (dBuV/m)	Factor (dB)	Type
1			2390.000	53.515	22.312	-0.485	54.000	31.203	AV
2		*	2420.022	87.697	56.541	N/A	N/A	31.156	AV

Note: Measure Level (dBµV/m) = Reading Level (dBµV) + Factor (dB)

Factor (dB) = Cable Loss (dB) + Antenna Factor (dB/m)

Site: AC1	Time: 2017/03/27 - 23:37
Limit: FCC_Part15.209_RE(3m)	Engineer: Will Yan
Probe: BBHA9120D_1-18GHz	Polarity: Vertical
EUT: Wi-Fi Extender	Power: AC 120V/60Hz
Test Mode: Transmit by 802.11n-HT20 at channel 2422MHz Ant 0	

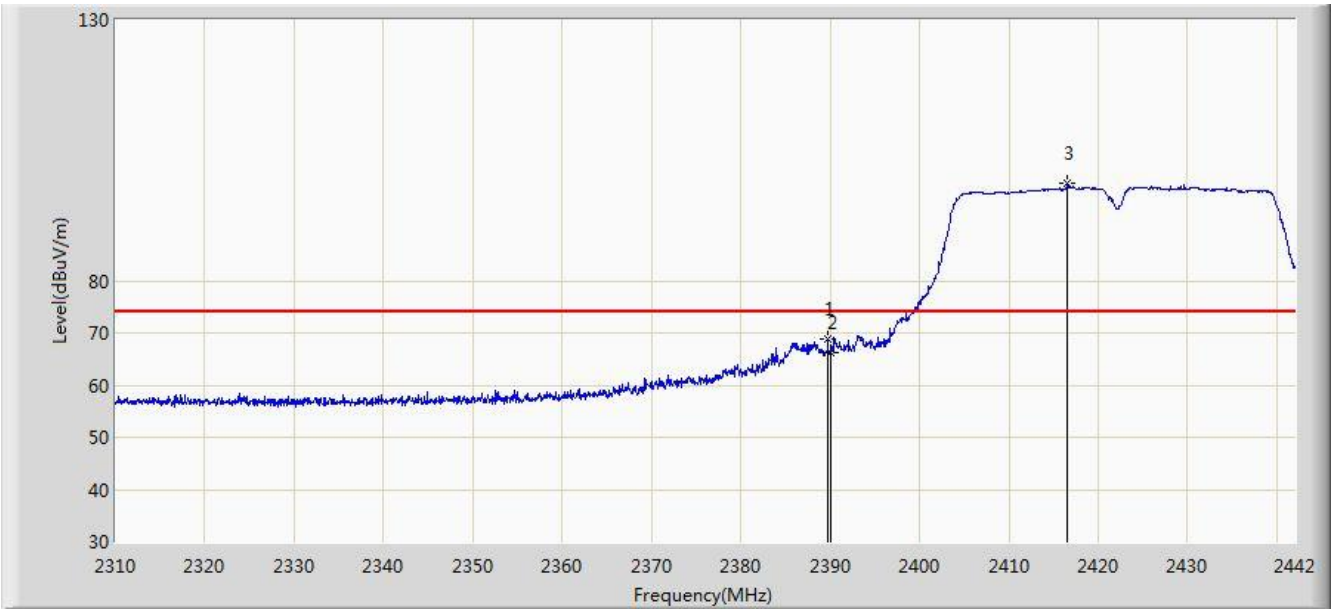

No	Flag	Mark	Frequency (MHz)	Measure Level (dBuV/m)	Reading Level (dBuV)	Over Limit (dB)	Limit (dBuV/m)	Factor (dB)	Type
1			2389.728	68.775	37.572	-5.225	74.000	31.204	PK
2			2390.000	66.125	34.922	-7.875	74.000	31.203	PK
3		*	2416.590	98.588	67.426	N/A	N/A	31.162	PK

Note: Measure Level (dBµV/m) = Reading Level (dBµV) + Factor (dB)

Factor (dB) = Cable Loss (dB) + Antenna Factor (dB/m)

Site: AC1	Time: 2017/03/27 - 23:39
Limit: FCC_Part15.209_RE(3m)	Engineer: Will Yan
Probe: BBHA9120D_1-18GHz	Polarity: Vertical
EUT: Wi-Fi Extender	Power: AC 120V/60Hz
Test Mode: Transmit by 802.11n-HT20 at channel 2422MHz Ant 0	

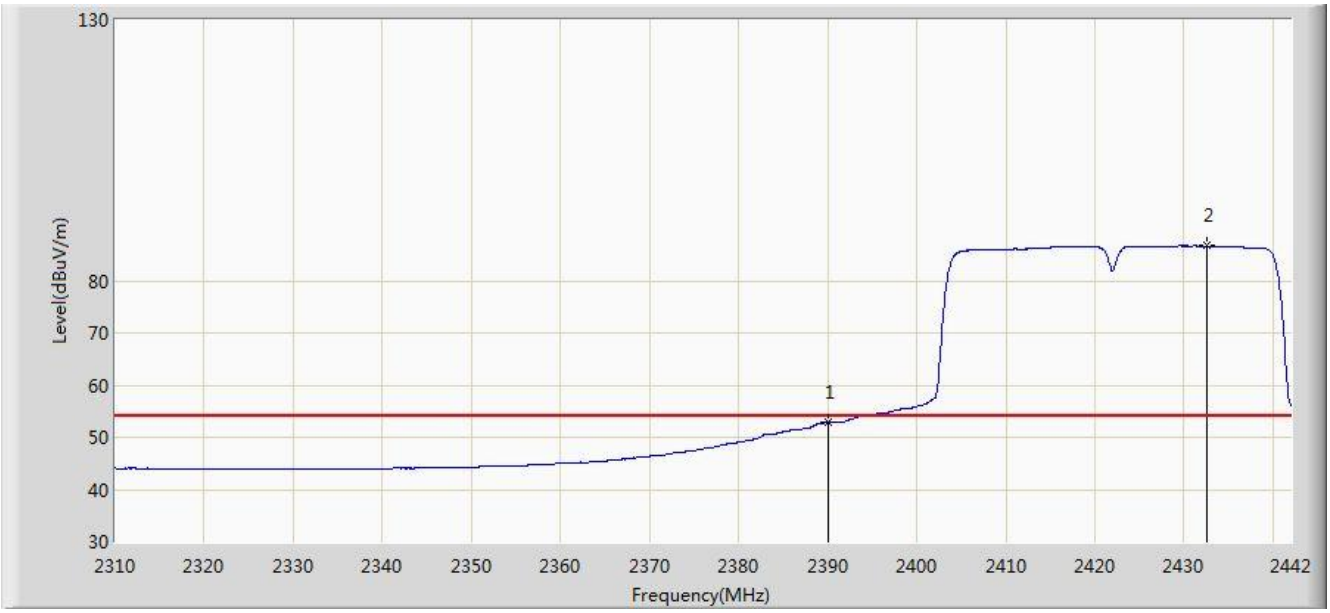

No	Flag	Mark	Frequency (MHz)	Measure Level (dBuV/m)	Reading Level (dBuV)	Over Limit (dB)	Limit (dBuV/m)	Factor (dB)	Type
1			2390.000	52.892	21.689	-1.108	54.000	31.203	AV
2		*	2432.628	86.677	55.544	N/A	N/A	31.133	AV

Note: Measure Level (dBµV/m) = Reading Level (dBµV) + Factor (dB)

Factor (dB) = Cable Loss (dB) + Antenna Factor (dB/m)

Site: AC1	Time: 2017/03/27 - 23:41
Limit: FCC_Part15.209_RE(3m)	Engineer: Will Yan
Probe: BBHA9120D_1-18GHz	Polarity: Horizontal
EUT: Wi-Fi Extender	Power: AC 120V/60Hz
Test Mode: Transmit by 802.11n-HT40 at channel 2452MHz Ant 0	

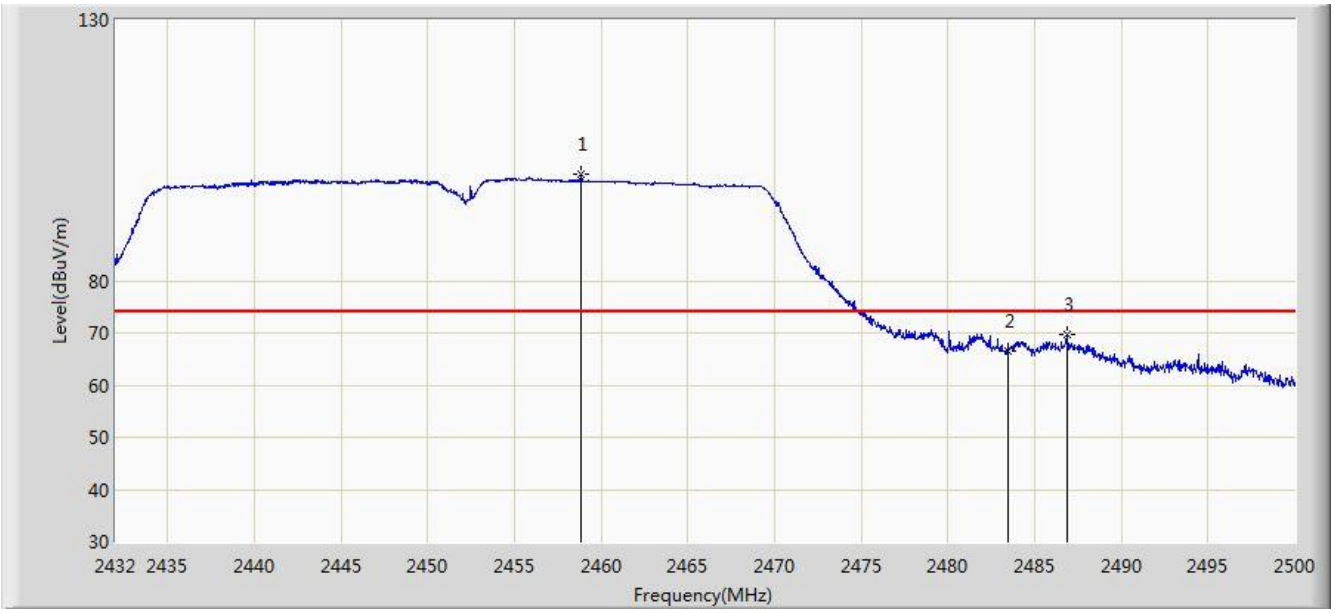

No	Flag	Mark	Frequency (MHz)	Measure Level (dBuV/m)	Reading Level (dBuV)	Over Limit (dB)	Limit (dBuV/m)	Factor (dB)	Type
1		*	2458.826	100.484	69.354	N/A	N/A	31.130	PK
2			2483.500	66.651	35.458	-7.349	74.000	31.194	PK
3			2486.842	69.838	38.636	-4.162	74.000	31.202	PK

Note: Measure Level (dBµV/m) = Reading Level (dBµV) + Factor (dB)

Factor (dB) = Cable Loss (dB) + Antenna Factor (dB/m)

Site: AC1	Time: 2017/03/27 - 23:44
Limit: FCC_Part15.209_RE(3m)	Engineer: Will Yan
Probe: BBHA9120D_1-18GHz	Polarity: Horizontal
EUT: Wi-Fi Extender	Power: AC 120V/60Hz
Test Mode: Transmit by 802.11n-HT40 at channel 2452MHz Ant 0	

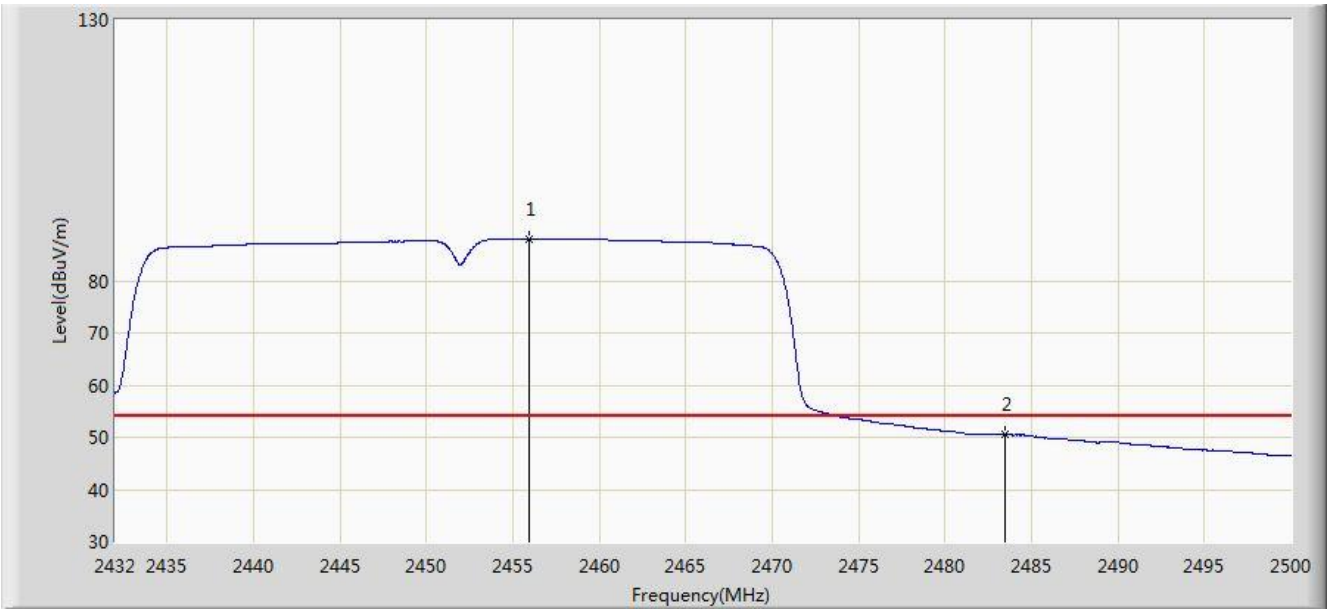

No	Flag	Mark	Frequency (MHz)	Measure Level (dBuV/m)	Reading Level (dBuV)	Over Limit (dB)	Limit (dBuV/m)	Factor (dB)	Type
1		*	2455.970	88.024	56.899	N/A	N/A	31.125	AV
2			2483.500	50.545	19.352	-3.455	54.000	31.194	AV

Note: Measure Level (dBµV/m) = Reading Level (dBµV) + Factor (dB)

Factor (dB) = Cable Loss (dB) + Antenna Factor (dB/m)

Site: AC1	Time: 2017/03/27 - 23:44
Limit: FCC_Part15.209_RE(3m)	Engineer: Will Yan
Probe: BBHA9120D_1-18GHz	Polarity: Vertical
EUT: Wi-Fi Extender	Power: AC 120V/60Hz
Test Mode: Transmit by 802.11n-HT40 at channel 2452MHz Ant 0	

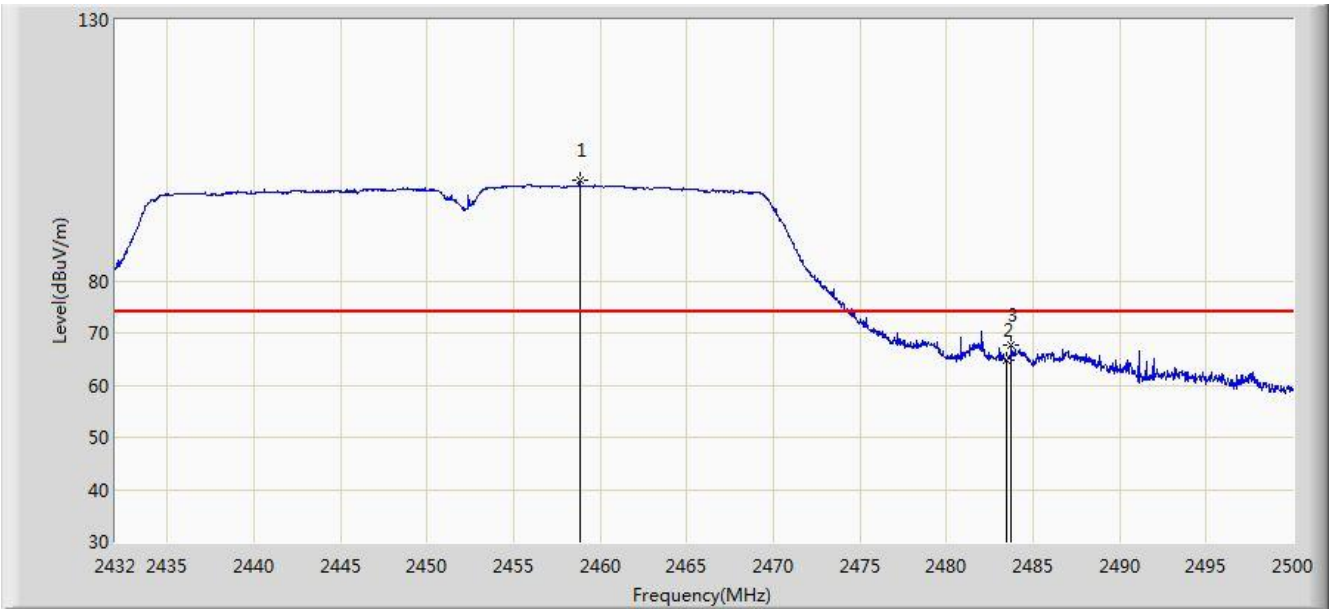

a	Flag	Mark	Frequency (MHz)	Measure Level (dBuV/m)	Reading Level (dBuV)	Over Limit (dB)	Limit (dBuV/m)	Factor (dB)	Type
1		*	2458.826	99.365	68.235	N/A	N/A	31.130	PK
2			2483.500	64.649	33.456	-9.351	74.000	31.194	PK
3			2483.748	67.753	36.559	-6.247	74.000	31.194	PK

Note: Measure Level (dBµV/m) = Reading Level (dBµV) + Factor (dB)

Factor (dB) = Cable Loss (dB) + Antenna Factor (dB/m)

Site: AC1	Time: 2017/03/27 - 23:47
Limit: FCC_Part15.209_RE(3m)	Engineer: Will Yan
Probe: BBHA9120D_1-18GHz	Polarity: Vertical
EUT: Wi-Fi Extender	Power: AC 120V/60Hz
Test Mode: Transmit by 802.11n-HT40 at channel 2452MHz Ant 0	

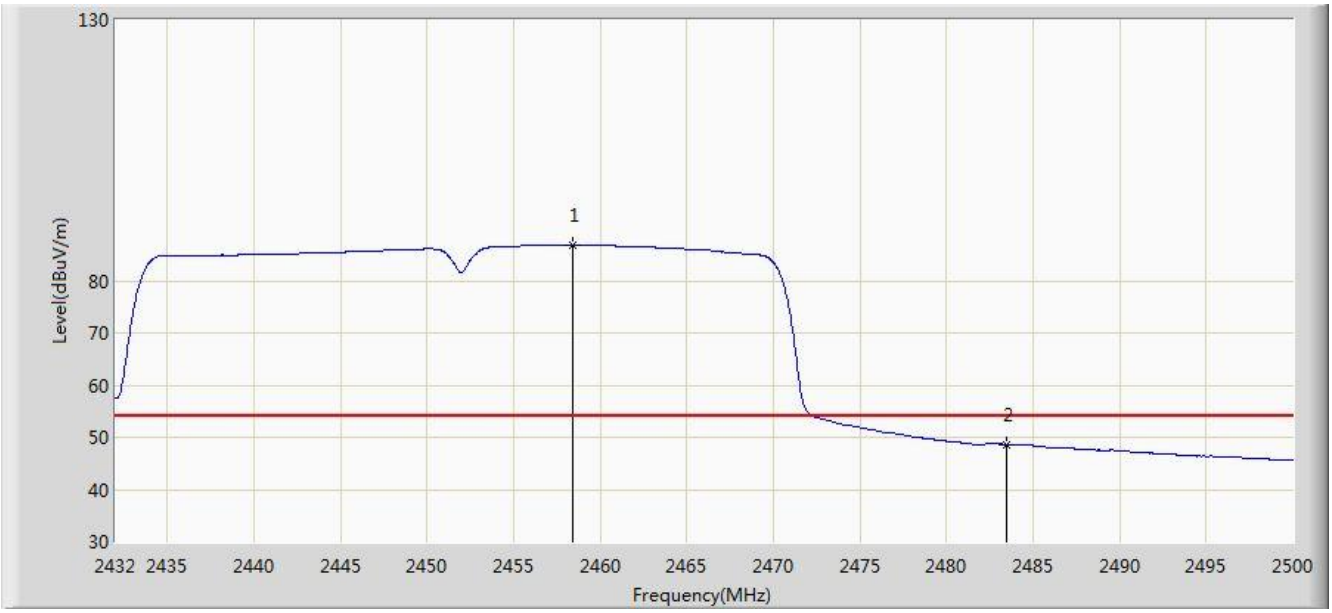

No	Flag	Mark	Frequency (MHz)	Measure Level (dBuV/m)	Reading Level (dBuV)	Over Limit (dB)	Limit (dBuV/m)	Factor (dB)	Type
1		*	2458.452	86.813	55.684	N/A	N/A	31.129	AV
2			2483.500	48.687	17.494	-5.313	54.000	31.194	AV

Note: Measure Level (dBµV/m) = Reading Level (dBµV) + Factor (dB)

Factor (dB) = Cable Loss (dB) + Antenna Factor (dB/m)

Site: AC1	Time: 2017/03/27 - 23:53
Limit: FCC_Part15.209_RE(3m)	Engineer: Will Yan
Probe: BBHA9120D_1-18GHz	Polarity: Horizontal
EUT: Wi-Fi Extender	Power: AC 120V/60Hz
Test Mode: Transmit by 802.11b at channel 2412MHz Ant 1	

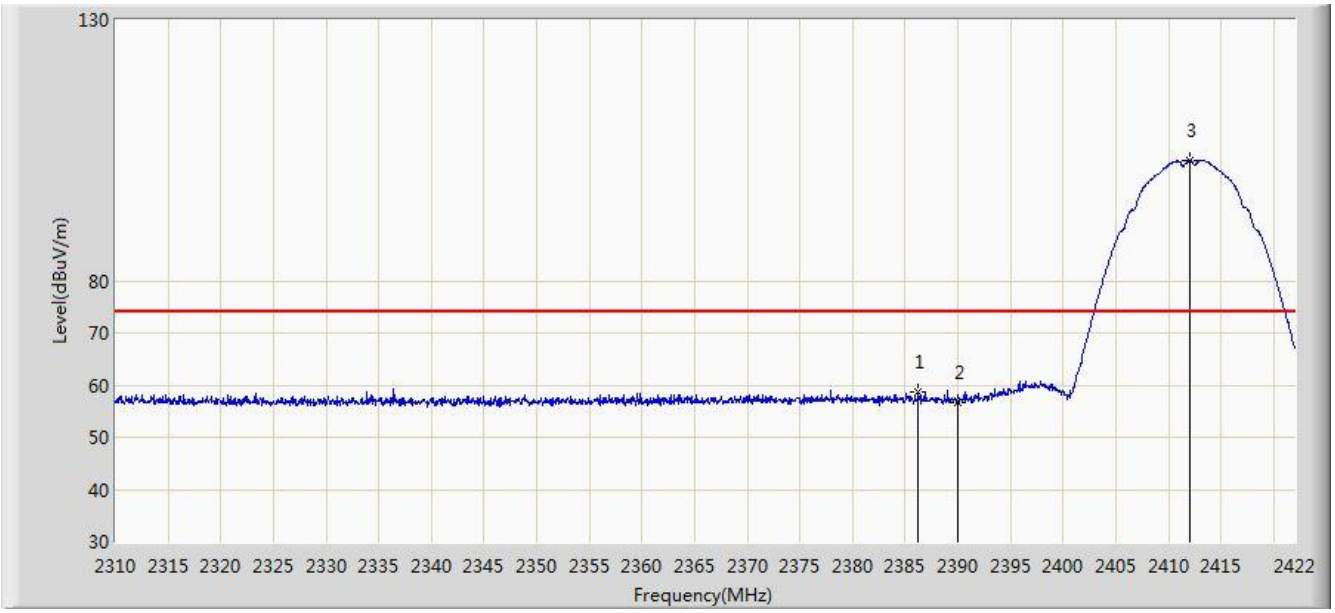

No	Flag	Mark	Frequency (MHz)	Measure Level (dBuV/m)	Reading Level (dBuV)	Over Limit (dB)	Limit (dBuV/m)	Factor (dB)	Type
1			2386.272	58.801	27.591	-15.199	74.000	31.209	PK
2			2390.000	56.540	25.337	-17.460	74.000	31.203	PK
3		*	2411.976	103.132	71.962	N/A	N/A	31.170	PK

Note: Measure Level (dBµV/m) = Reading Level (dBµV) + Factor (dB)

Factor (dB) = Cable Loss (dB) + Antenna Factor (dB/m)

Site: AC1	Time: 2017/03/27 - 23:55
Limit: FCC_Part15.209_RE(3m)	Engineer: Will Yan
Probe: BBHA9120D_1-18GHz	Polarity: Horizontal
EUT: Wi-Fi Extender	Power: AC 120V/60Hz
Test Mode: Transmit by 802.11b at channel 2412MHz Ant 1	

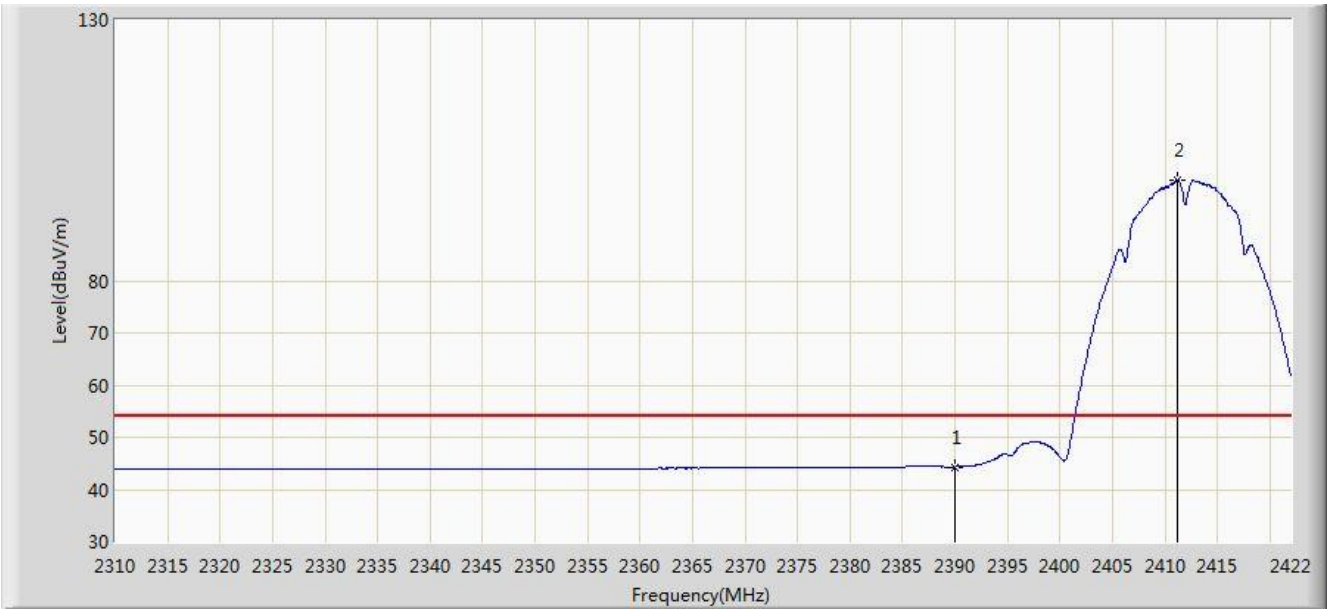

No	Flag	Mark	Frequency (MHz)	Measure Level (dBuV/m)	Reading Level (dBuV)	Over Limit (dB)	Limit (dBuV/m)	Factor (dB)	Type
1			2390.000	44.340	13.137	-9.660	54.000	31.203	AV
2		*	2411.136	99.270	68.099	N/A	N/A	31.171	AV

Note: Measure Level (dBµV/m) = Reading Level (dBµV) + Factor (dB)

Factor (dB) = Cable Loss (dB) + Antenna Factor (dB/m)

Site: AC1	Time: 2017/03/27 - 23:56
Limit: FCC_Part15.209_RE(3m)	Engineer: Will Yan
Probe: BBHA9120D_1-18GHz	Polarity: Vertical
EUT: Wi-Fi Extender	Power: AC 120V/60Hz
Test Mode: Transmit by 802.11b at channel 2412MHz Ant 1	

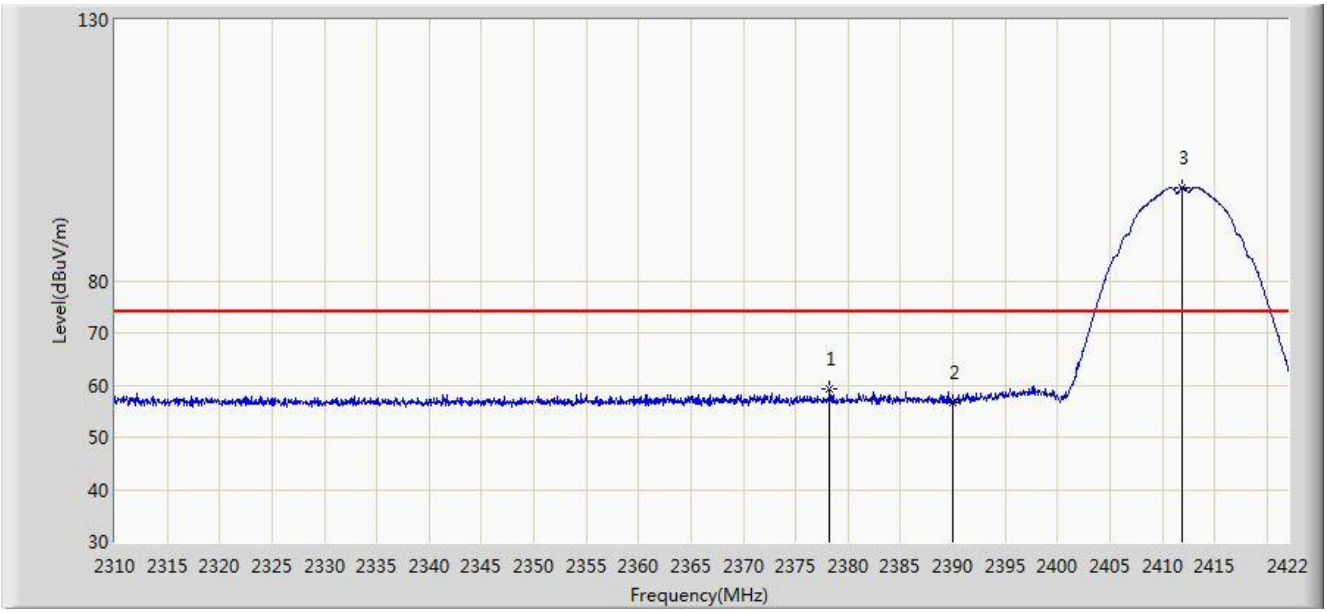

No	Flag	Mark	Frequency (MHz)	Measure Level (dBuV/m)	Reading Level (dBuV)	Over Limit (dB)	Limit (dBuV/m)	Factor (dB)	Type
1			2378.264	59.410	28.186	-14.590	74.000	31.224	PK
2			2390.000	56.748	25.545	-17.252	74.000	31.203	PK
3		*	2411.920	97.937	66.767	N/A	N/A	31.170	PK

Note: Measure Level (dBµV/m) = Reading Level (dBµV) + Factor (dB)

Factor (dB) = Cable Loss (dB) + Antenna Factor (dB/m)

Site: AC1	Time: 2017/03/27 - 23:58
Limit: FCC_Part15.209_RE(3m)	Engineer: Will Yan
Probe: BBHA9120D_1-18GHz	Polarity: Vertical
EUT: Wi-Fi Extender	Power: AC 120V/60Hz
Test Mode: Transmit by 802.11b at channel 2412MHz Ant 1	

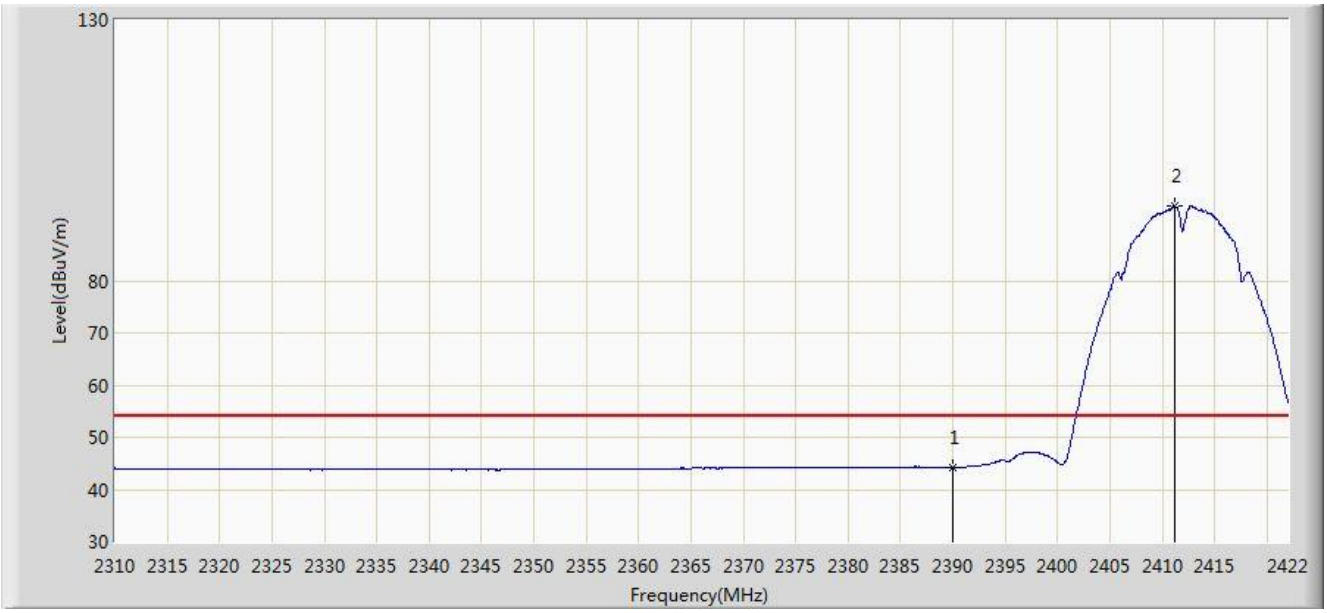

No	Flag	Mark	Frequency (MHz)	Measure Level (dBuV/m)	Reading Level (dBuV)	Over Limit (dB)	Limit (dBuV/m)	Factor (dB)	Type
1			2390.000	44.295	13.092	-9.705	54.000	31.203	AV
2		*	2411.248	94.408	63.237	N/A	N/A	31.171	AV

Note: Measure Level (dBµV/m) = Reading Level (dBµV) + Factor (dB)

Factor (dB) = Cable Loss (dB) + Antenna Factor (dB/m)

Site: AC1	Time: 2017/03/27 - 23:59
Limit: FCC_Part15.209_RE(3m)	Engineer: Will Yan
Probe: BBHA9120D_1-18GHz	Polarity: Horizontal
EUT: Wi-Fi Extender	Power: AC 120V/60Hz
Test Mode: Transmit by 802.11b at channel 2462MHz Ant 1	

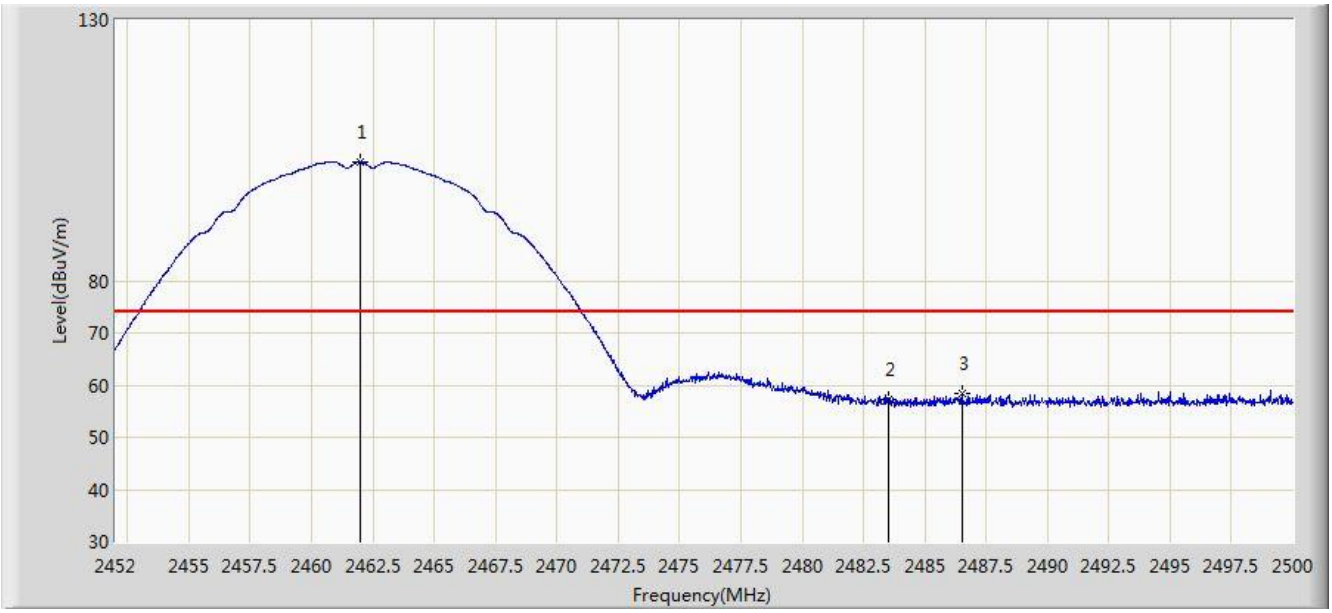

No	Flag	Mark	Frequency (MHz)	Measure Level (dBuV/m)	Reading Level (dBuV)	Over Limit (dB)	Limit (dBuV/m)	Factor (dB)	Type
1		*	2461.960	102.798	71.663	N/A	N/A	31.135	PK
2			2483.500	57.252	26.059	-16.748	74.000	31.194	PK
3			2486.512	58.465	27.264	-15.535	74.000	31.201	PK

Note: Measure Level (dBµV/m) = Reading Level (dBµV) + Factor (dB)

Factor (dB) = Cable Loss (dB) + Antenna Factor (dB/m)

Site: AC1	Time: 2017/03/28 - 00:01
Limit: FCC_Part15.209_RE(3m)	Engineer: Will Yan
Probe: BBHA9120D_1-18GHz	Polarity: Horizontal
EUT: Wi-Fi Extender	Power: AC 120V/60Hz
Test Mode: Transmit by 802.11b at channel 2462MHz Ant 1	

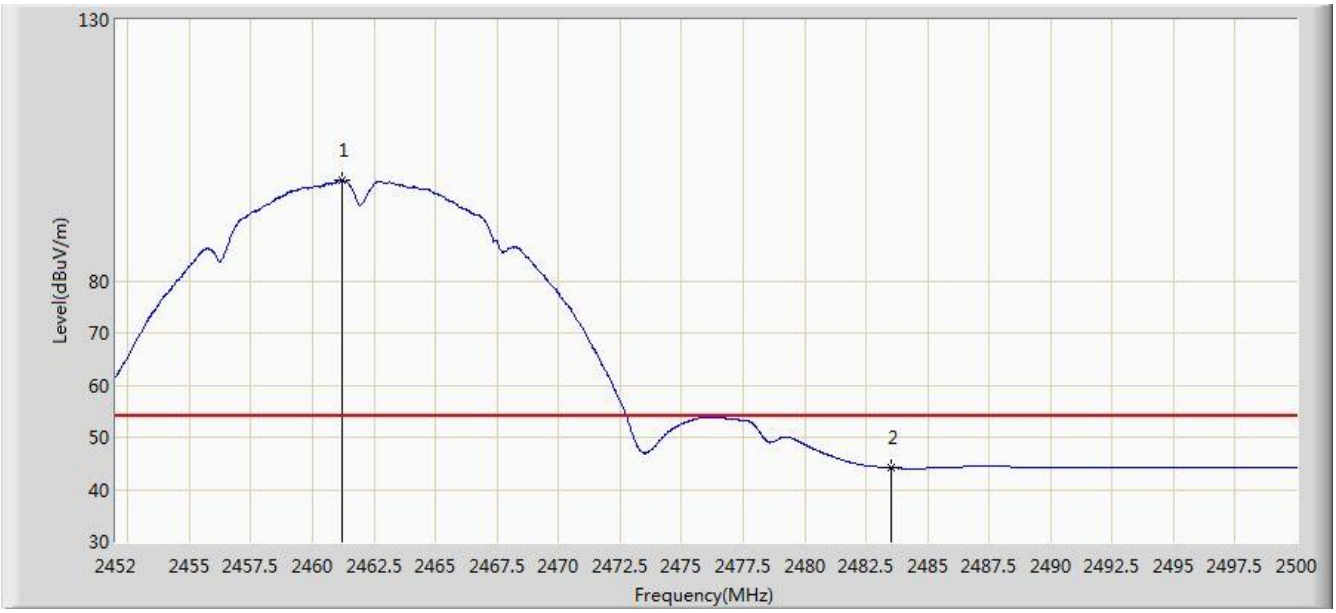

No	Flag	Mark	Frequency (MHz)	Measure Level (dBuV/m)	Reading Level (dBuV)	Over Limit (dB)	Limit (dBuV/m)	Factor (dB)	Type
1		*	2461.216	99.316	68.182	N/A	N/A	31.134	AV
2			2483.500	44.121	12.928	-9.879	54.000	31.194	AV

Note: Measure Level (dBµV/m) = Reading Level (dBµV) + Factor (dB)

Factor (dB) = Cable Loss (dB) + Antenna Factor (dB/m)

Site: AC1	Time: 2017/03/28 - 00:01
Limit: FCC_Part15.209_RE(3m)	Engineer: Will Yan
Probe: BBHA9120D_1-18GHz	Polarity: Vertical
EUT: Wi-Fi Extender	Power: AC 120V/60Hz
Test Mode: Transmit by 802.11b at channel 2462MHz Ant 1	

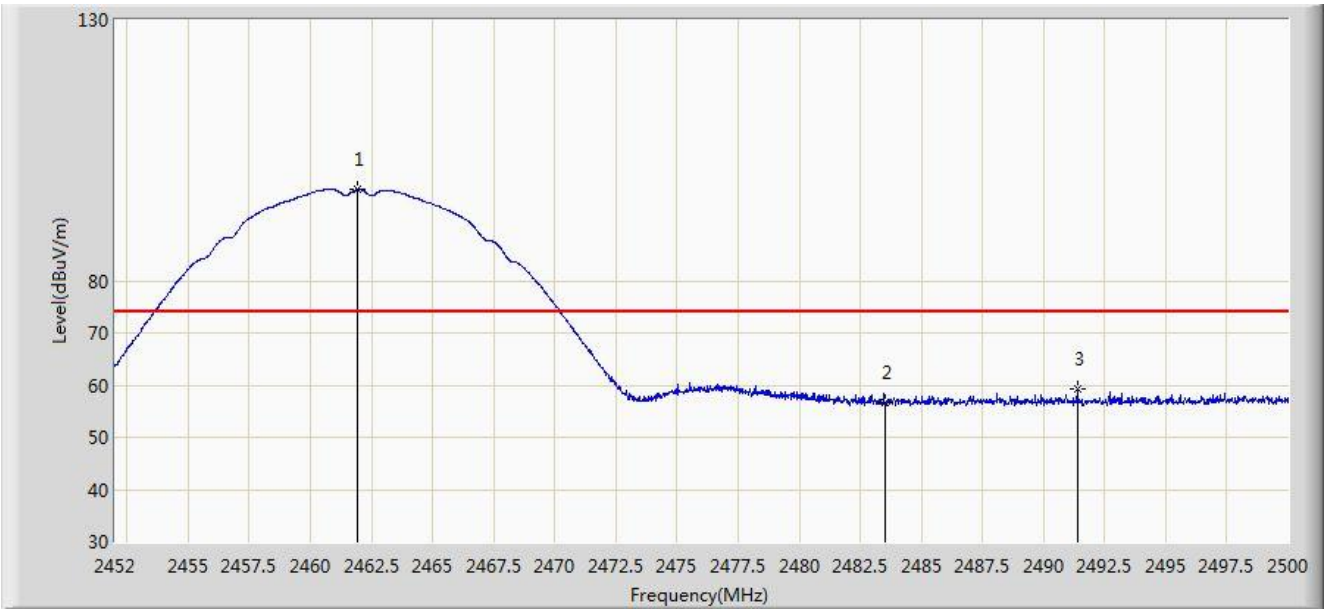

No	Flag	Mark	Frequency (MHz)	Measure Level (dBuV/m)	Reading Level (dBuV)	Over Limit (dB)	Limit (dBuV/m)	Factor (dB)	Type
1		*	2461.936	97.470	66.335	N/A	N/A	31.135	PK
2			2483.500	56.743	25.550	-17.257	74.000	31.194	PK
3			2491.384	59.409	28.195	-14.591	74.000	31.214	PK

Note: Measure Level (dBµV/m) = Reading Level (dBµV) + Factor (dB)

Factor (dB) = Cable Loss (dB) + Antenna Factor (dB/m)

Site: AC1	Time: 2017/03/28 - 00:03
Limit: FCC_Part15.209_RE(3m)	Engineer: Will Yan
Probe: BBHA9120D_1-18GHz	Polarity: Vertical
EUT: Wi-Fi Extender	Power: AC 120V/60Hz
Test Mode: Transmit by 802.11b at channel 2462MHz Ant 1	

No	Flag	Mark	Frequency (MHz)	Measure Level (dBuV/m)	Reading Level (dBuV)	Over Limit (dB)	Limit (dBuV/m)	Factor (dB)	Type
1		*	2461.192	94.231	63.097	N/A	N/A	31.134	AV
2			2483.500	43.983	12.790	-10.017	54.000	31.194	AV

Note: Measure Level (dBµV/m) = Reading Level (dBµV) + Factor (dB)

Factor (dB) = Cable Loss (dB) + Antenna Factor (dB/m)

Site: AC1	Time: 2017/03/28 - 00:05
Limit: FCC_Part15.209_RE(3m)	Engineer: Will Yan
Probe: BBHA9120D_1-18GHz	Polarity: Horizontal
EUT: Wi-Fi Extender	Power: AC 120V/60Hz
Test Mode: Transmit by 802.11g at channel 2412MHz Ant 1	

No	Flag	Mark	Frequency (MHz)	Measure Level (dBuV/m)	Reading Level (dBuV)	Over Limit (dB)	Limit (dBuV/m)	Factor (dB)	Type
1			2389.464	69.633	38.429	-4.367	74.000	31.204	PK
2			2390.000	67.751	36.548	-6.249	74.000	31.203	PK
3		*	2408.952	106.170	74.996	N/A	N/A	31.174	PK

Note: Measure Level (dBµV/m) = Reading Level (dBµV) + Factor (dB)

Factor (dB) = Cable Loss (dB) + Antenna Factor (dB/m)

Site: AC1	Time: 2017/03/28 - 00:08
Limit: FCC_Part15.209_RE(3m)	Engineer: Will Yan
Probe: BBHA9120D_1-18GHz	Polarity: Horizontal
EUT: Wi-Fi Extender	Power: AC 120V/60Hz
Test Mode: Transmit by 802.11g at channel 2412MHz Ant 1	

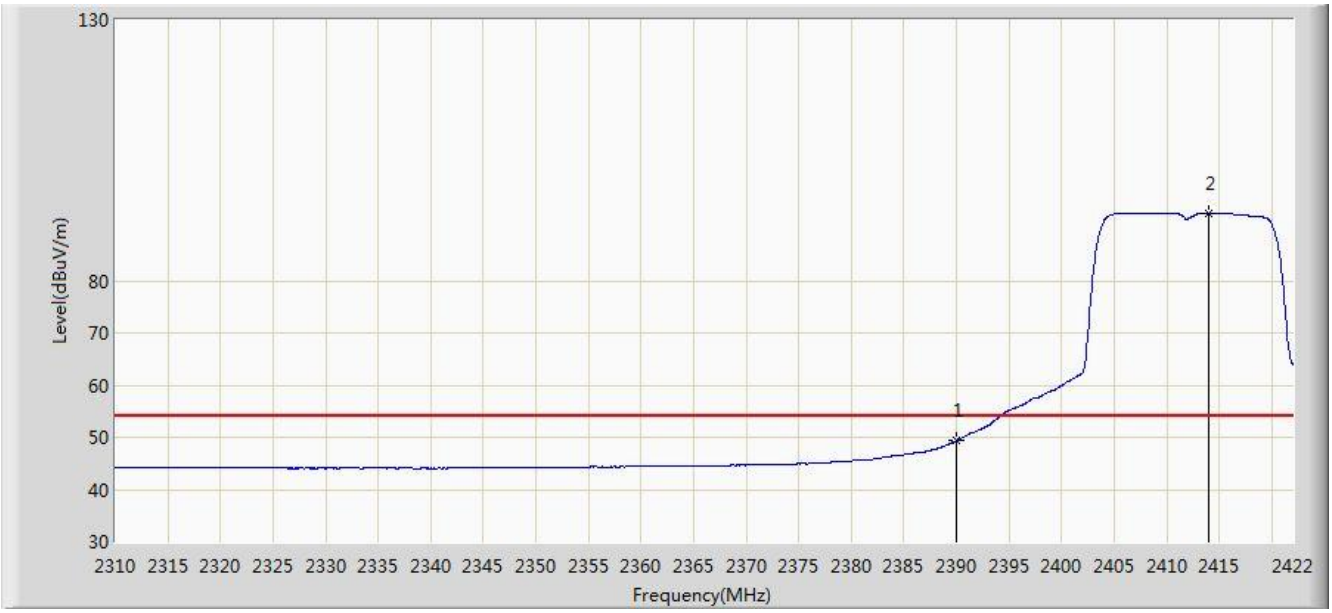

No	Flag	Mark	Frequency (MHz)	Measure Level (dBuV/m)	Reading Level (dBuV)	Over Limit (dB)	Limit (dBuV/m)	Factor (dB)	Type
1			2390.000	49.329	18.126	-4.671	54.000	31.203	AV
2		*	2414.048	92.970	61.804	N/A	N/A	31.166	AV

Note: Measure Level (dBµV/m) = Reading Level (dBµV) + Factor (dB)

Factor (dB) = Cable Loss (dB) + Antenna Factor (dB/m)

Site: AC1	Time: 2017/03/28 - 00:09
Limit: FCC_Part15.209_RE(3m)	Engineer: Will Yan
Probe: BBHA9120D_1-18GHz	Polarity: Vertical
EUT: Wi-Fi Extender	Power: AC 120V/60Hz
Test Mode: Transmit by 802.11g at channel 2412MHz Ant 1	

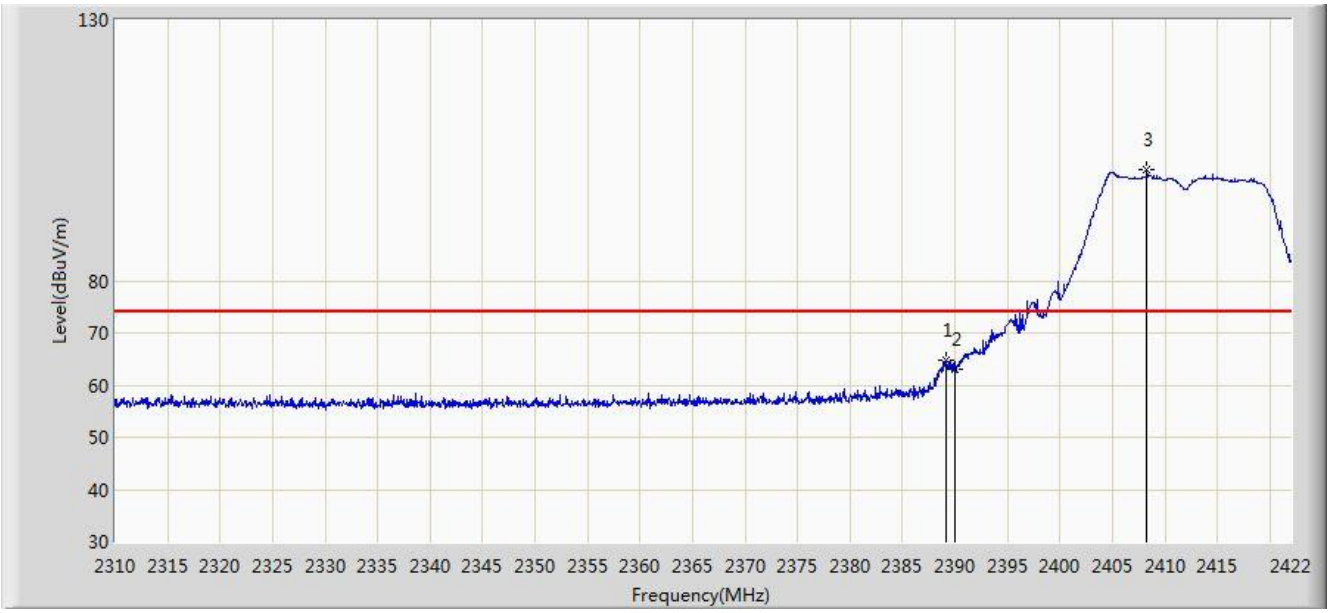

No	Flag	Mark	Frequency (MHz)	Measure Level (dBuV/m)	Reading Level (dBuV)	Over Limit (dB)	Limit (dBuV/m)	Factor (dB)	Type
1			2389.128	64.885	33.681	-9.115	74.000	31.204	PK
2			2390.000	63.150	31.947	-10.850	74.000	31.203	PK
3		*	2408.280	101.283	70.108	N/A	N/A	31.175	PK

Note: Measure Level (dBµV/m) = Reading Level (dBµV) + Factor (dB)

Factor (dB) = Cable Loss (dB) + Antenna Factor (dB/m)

Site: AC1	Time: 2017/03/28 - 00:11
Limit: FCC_Part15.209_RE(3m)	Engineer: Will Yan
Probe: BBHA9120D_1-18GHz	Polarity: Vertical
EUT: Wi-Fi Extender	Power: AC 120V/60Hz
Test Mode: Transmit by 802.11g at channel 2412MHz Ant 1	

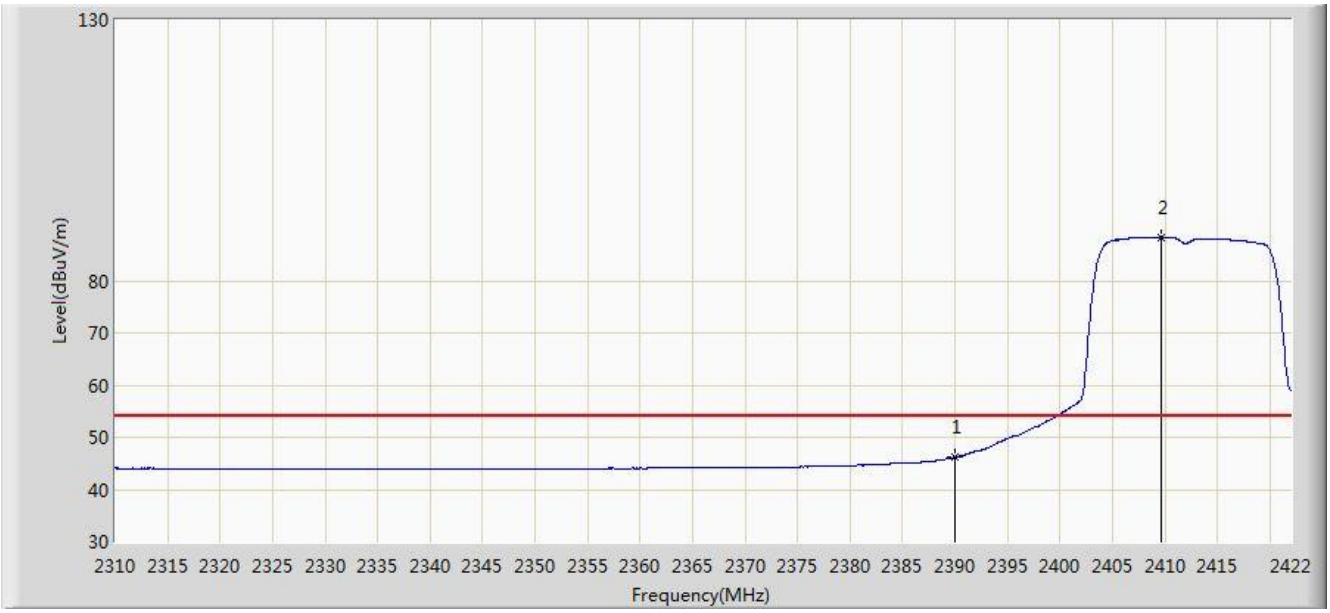

No	Flag	Mark	Frequency (MHz)	Measure Level (dBuV/m)	Reading Level (dBuV)	Over Limit (dB)	Limit (dBuV/m)	Factor (dB)	Type
1			2390.000	46.170	14.967	-7.830	54.000	31.203	AV
2		*	2409.624	88.389	57.216	N/A	N/A	31.174	AV

Note: Measure Level (dBµV/m) = Reading Level (dBµV) + Factor (dB)

Factor (dB) = Cable Loss (dB) + Antenna Factor (dB/m)

Site: AC1	Time: 2017/03/28 - 00:12
Limit: FCC_Part15.209_RE(3m)	Engineer: Will Yan
Probe: BBHA9120D_1-18GHz	Polarity: Horizontal
EUT: Wi-Fi Extender	Power: AC 120V/60Hz
Test Mode: Transmit by 802.11g at channel 2462MHz Ant 1	

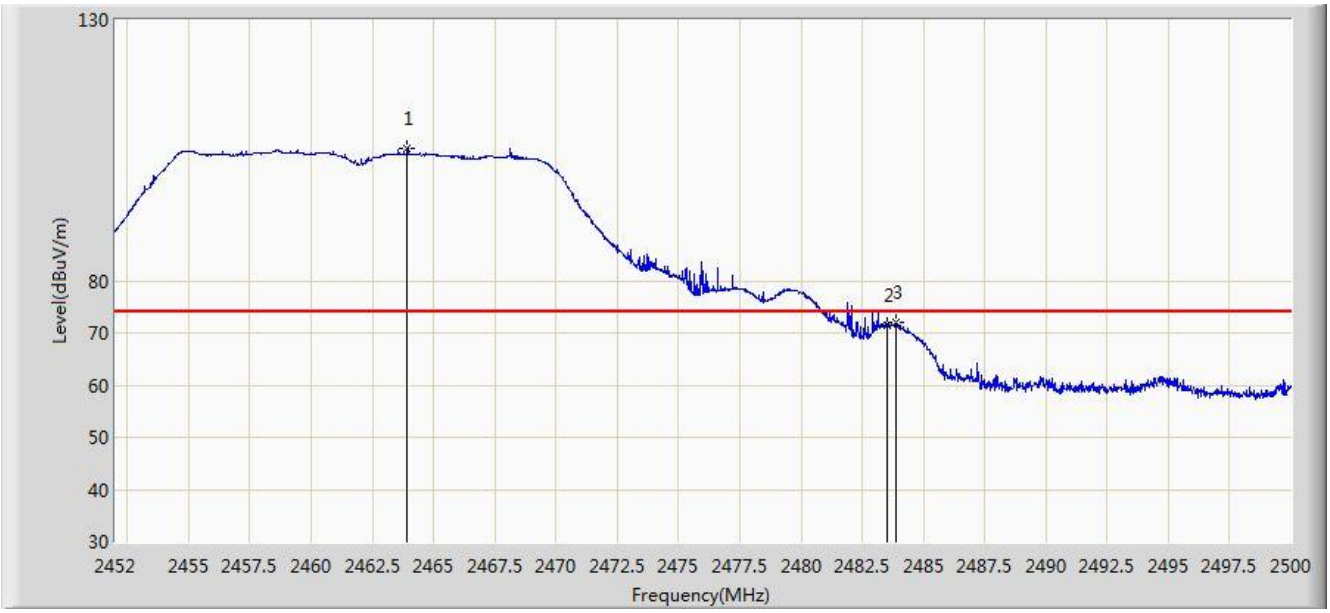

No	Flag	Mark	Frequency (MHz)	Measure Level (dBuV/m)	Reading Level (dBuV)	Over Limit (dB)	Limit (dBuV/m)	Factor (dB)	Type
1		*	2463.928	105.398	74.259	N/A	N/A	31.139	PK
2			2483.500	71.530	40.337	-2.470	74.000	31.194	PK
3			2483.896	72.086	40.892	-1.914	74.000	31.194	PK

Note: Measure Level (dBµV/m) = Reading Level (dBµV) + Factor (dB)

Factor (dB) = Cable Loss (dB) + Antenna Factor (dB/m)

Site: AC1	Time: 2017/03/28 - 00:14
Limit: FCC_Part15.209_RE(3m)	Engineer: Will Yan
Probe: BBHA9120D_1-18GHz	Polarity: Horizontal
EUT: Wi-Fi Extender	Power: AC 120V/60Hz
Test Mode: Transmit by 802.11g at channel 2462MHz Ant 1	

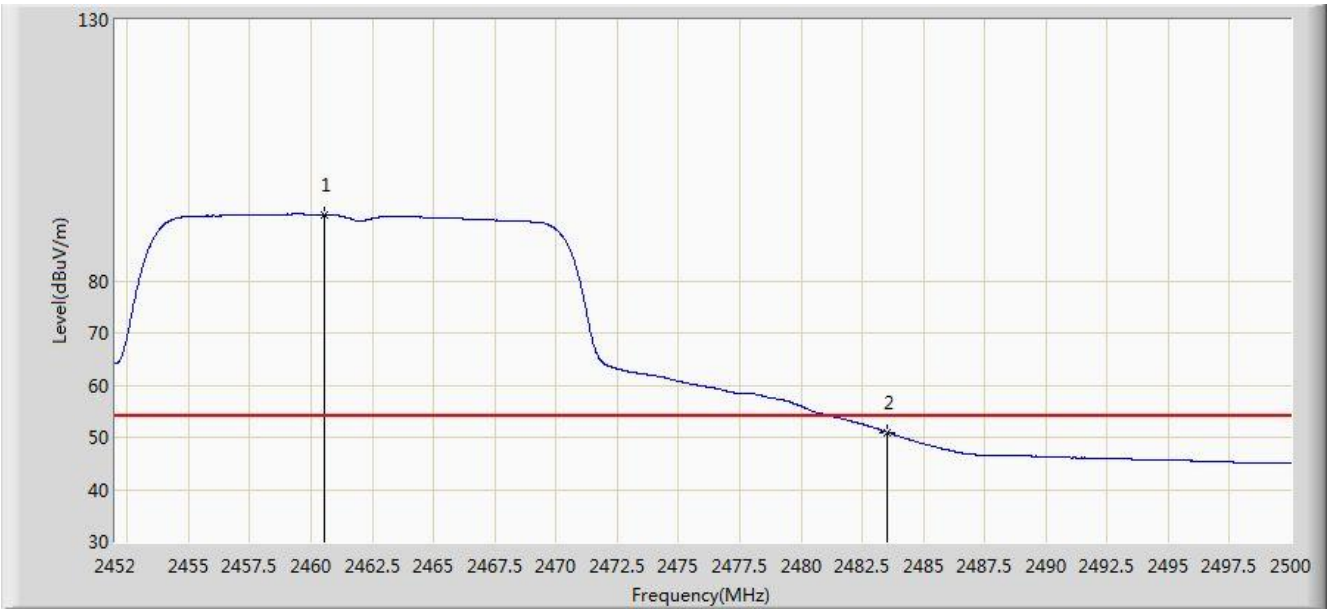

No	Flag	Mark	Frequency (MHz)	Measure Level (dBuV/m)	Reading Level (dBuV)	Over Limit (dB)	Limit (dBuV/m)	Factor (dB)	Type
1		*	2460.544	92.649	61.516	N/A	N/A	31.133	AV
2			2483.500	51.003	19.810	-2.997	54.000	31.194	AV

Note: Measure Level (dBµV/m) = Reading Level (dBµV) + Factor (dB)

Factor (dB) = Cable Loss (dB) + Antenna Factor (dB/m)

Site: AC1	Time: 2017/03/28 - 00:15
Limit: FCC_Part15.209_RE(3m)	Engineer: Will Yan
Probe: BBHA9120D_1-18GHz	Polarity: Vertical
EUT: Wi-Fi Extender	Power: AC 120V/60Hz
Test Mode: Transmit by 802.11g at channel 2462MHz Ant 1	

No	Flag	Mark	Frequency (MHz)	Measure Level (dBuV/m)	Reading Level (dBuV)	Over Limit (dB)	Limit (dBuV/m)	Factor (dB)	Type
1		*	2458.720	100.019	68.889	N/A	N/A	31.129	PK
2			2483.500	67.136	35.943	-6.864	74.000	31.194	PK
3			2483.536	67.555	36.362	-6.445	74.000	31.194	PK

Note: Measure Level (dBµV/m) = Reading Level (dBµV) + Factor (dB)

Factor (dB) = Cable Loss (dB) + Antenna Factor (dB/m)

Site: AC1	Time: 2017/03/28 - 00:16
Limit: FCC_Part15.209_RE(3m)	Engineer: Will Yan
Probe: BBHA9120D_1-18GHz	Polarity: Vertical
EUT: Wi-Fi Extender	Power: AC 120V/60Hz
Test Mode: Transmit by 802.11g at channel 2462MHz Ant 1	

No	Flag	Mark	Frequency (MHz)	Measure Level (dBuV/m)	Reading Level (dBuV)	Over Limit (dB)	Limit (dBuV/m)	Factor (dB)	Type
1		*	2459.464	87.468	56.337	N/A	N/A	31.131	AV
2			2483.500	47.756	16.563	-6.244	54.000	31.194	AV

Note: Measure Level (dBµV/m) = Reading Level (dBµV) + Factor (dB)

Factor (dB) = Cable Loss (dB) + Antenna Factor (dB/m)

Site: AC1	Time: 2017/03/28 - 00:18
Limit: FCC_Part15.209_RE(3m)	Engineer: Will Yan
Probe: BBHA9120D_1-18GHz	Polarity: Horizontal
EUT: Wi-Fi Extender	Power: AC 120V/60Hz
Test Mode: Transmit by 802.11n-HT20 at channel 2412MHz Ant 1	

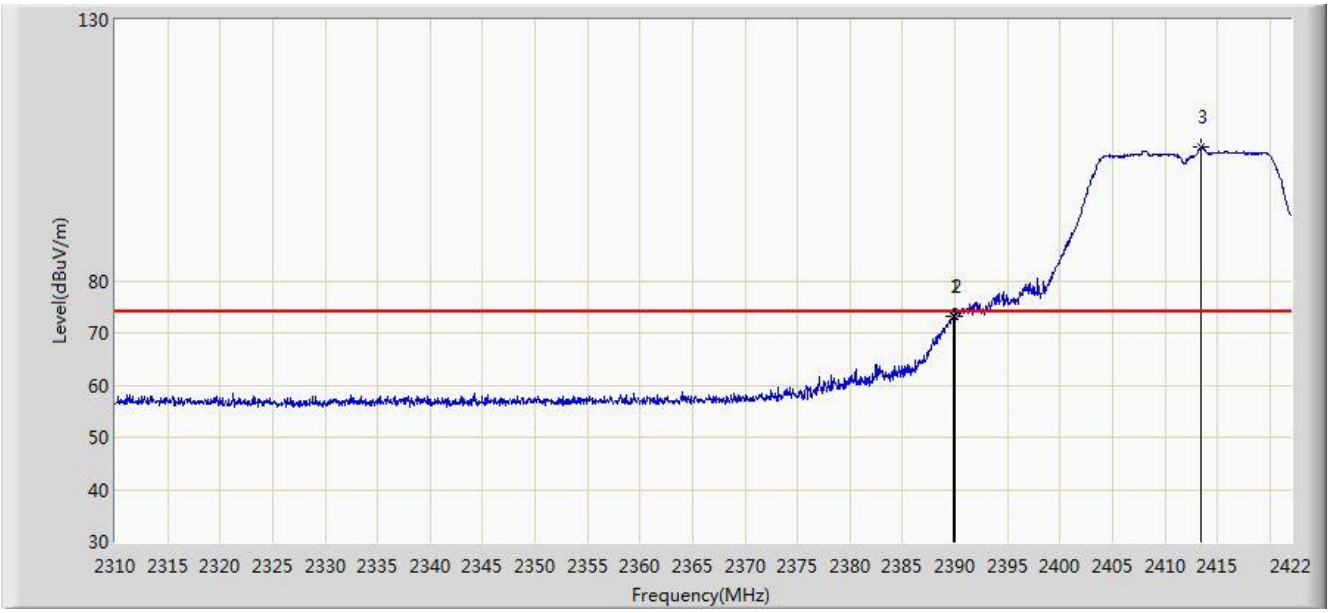

No	Flag	Mark	Frequency (MHz)	Measure Level (dBuV/m)	Reading Level (dBuV)	Over Limit (dB)	Limit (dBuV/m)	Factor (dB)	Type
1			2389.856	73.302	42.099	-0.698	74.000	31.203	PK
2			2390.000	73.306	42.103	-0.694	74.000	31.203	PK
3		*	2413.488	105.688	74.521	N/A	N/A	31.167	PK

Note: Measure Level (dBµV/m) = Reading Level (dBµV) + Factor (dB)

Factor (dB) = Cable Loss (dB) + Antenna Factor (dB/m)

Site: AC1	Time: 2017/03/28 - 00:20
Limit: FCC_Part15.209_RE(3m)	Engineer: Will Yan
Probe: BBHA9120D_1-18GHz	Polarity: Horizontal
EUT: Wi-Fi Extender	Power: AC 120V/60Hz
Test Mode: Transmit by 802.11n-HT20 at channel 2412MHz Ant 1	

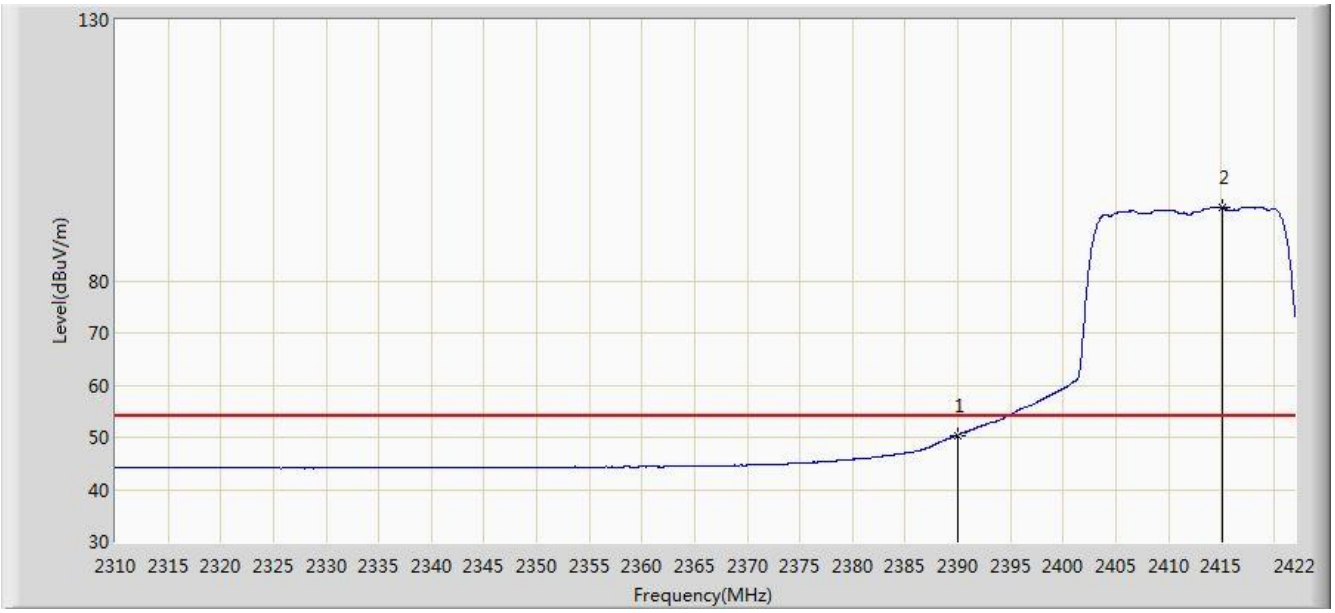

No	Flag	Mark	Frequency (MHz)	Measure Level (dBuV/m)	Reading Level (dBuV)	Over Limit (dB)	Limit (dBuV/m)	Factor (dB)	Type
1			2390.000	50.375	19.172	-3.625	54.000	31.203	AV
2		*	2415.112	94.129	62.965	N/A	N/A	31.165	AV

Note: Measure Level (dBµV/m) = Reading Level (dBµV) + Factor (dB)

Factor (dB) = Cable Loss (dB) + Antenna Factor (dB/m)