Test Mode:	802.11ac-VHT80 - Ant 0 + 1	Test Site:	AC1
Test Channel:	138	Test Engineer:	Jone Zhang
Remark:	1. Average measurement was not performed if peak level lower than average limit. 2. Other frequency was 20dB below limit line within 1-18GHz, there is not show in the report.		

Mark	Frequency (MHz)	Reading Level (dBμV)	Factor (dB)	Measure Level (dBμV/m)	Limit (dBμV/m)	Margin (dB)	Detector	Polarization
	8242.0	33.2	8.1	41.3	74.0	-32.7	Peak	Horizontal
*	9899.5	33.1	11.6	44.7	68.2	-23.5	Peak	Horizontal
	11327.5	32.7	12.5	45.2	74.0	-28.8	Peak	Horizontal
*	16495.5	37.1	13.4	50.5	68.2	-17.7	Peak	Horizontal
	8131.5	32.5	8.5	41.0	74.0	-33.0	Peak	Vertical
*	9814.5	32.5	11.6	44.1	68.2	-24.1	Peak	Vertical
	11276.5	33.3	12.4	45.7	74.0	-28.3	Peak	Vertical
*	16495.5	36.8	13.4	50.2	68.2	-18.0	Peak	Vertical

Note 1: "*" is not in restricted band, its limit is -27dBm/MHz. At a distance of 3 meters, the field strength limit in dBμV/m can be determined by adding a "conversion" factor of 95.2dB to the EIRP limit of -27dBm/MHz to obtain the limit for out of band spurious emissions.

Note 2: Measure Level (dBμV/m) = Reading Level (dBμV) + Factor (dB)

Factor (dB) = Cable Loss (dB) + Antenna Factor (dB/m) - Pre_Amplifier Gain (dB)

Test Mode:	802.11ac-VHT80 - Ant 0 + 1	Test Site:	AC1
Test Channel:	155	Test Engineer:	Jone Zhang
Remark:	1. Average measurement was not performed if peak level lower than average limit. 2. Other frequency was 20dB below limit line within 1-18GHz, there is not show in the report.		

Mark	Frequency (MHz)	Reading Level (dBμV)	Factor (dB)	Measure Level (dBμV/m)	Limit (dBμV/m)	Margin (dB)	Detector	Polarization
	8131.5	32.7	8.5	41.2	74.0	-32.8	Peak	Horizontal
*	9814.5	32.6	11.6	44.2	68.2	-24.0	Peak	Horizontal
	11531.5	32.8	12.7	45.5	74.0	-28.5	Peak	Horizontal
*	16648.5	35.1	14.1	49.2	68.2	-19.0	Peak	Horizontal
	8199.5	34.7	8.3	43.0	74.0	-31.0	Peak	Vertical
*	9772.0	32.6	11.4	44.0	68.2	-24.2	Peak	Vertical
	11327.5	33.4	12.5	45.9	74.0	-28.1	Peak	Vertical
*	16572.0	36.5	13.7	50.2	68.2	-18.0	Peak	Vertical

Note 1: "*" is not in restricted band, its limit is -27dBm/MHz or -17dBm/MHz. At a distance of 3 meters, the field strength limit in dBμV/m can be determined by adding a "conversion" factor of 95.2dB to the EIRP limit of -27dBm/MHz to obtain the limit for out of band spurious emissions.

Note 2: Measure Level (dBμV/m) = Reading Level (dBμV) + Factor (dB)

Factor (dB) = Cable Loss (dB) + Antenna Factor (dB/m) - Pre_Amplifier Gain (dB)

The worst case of Radiated Emission below 1GHz:

Site: AC1	Time: 2017/04/11 - 20:14
Limit: FCC_Part15.209_RE(3m)	Engineer: Snake Ni
Probe: VULB 9168_20-2000MHz	Polarity: Horizontal
EUT: Wi-Fi Extender	Power: AC 120V/60Hz
Note: There is the worst case within frequency range 30MHz~1GHz.	

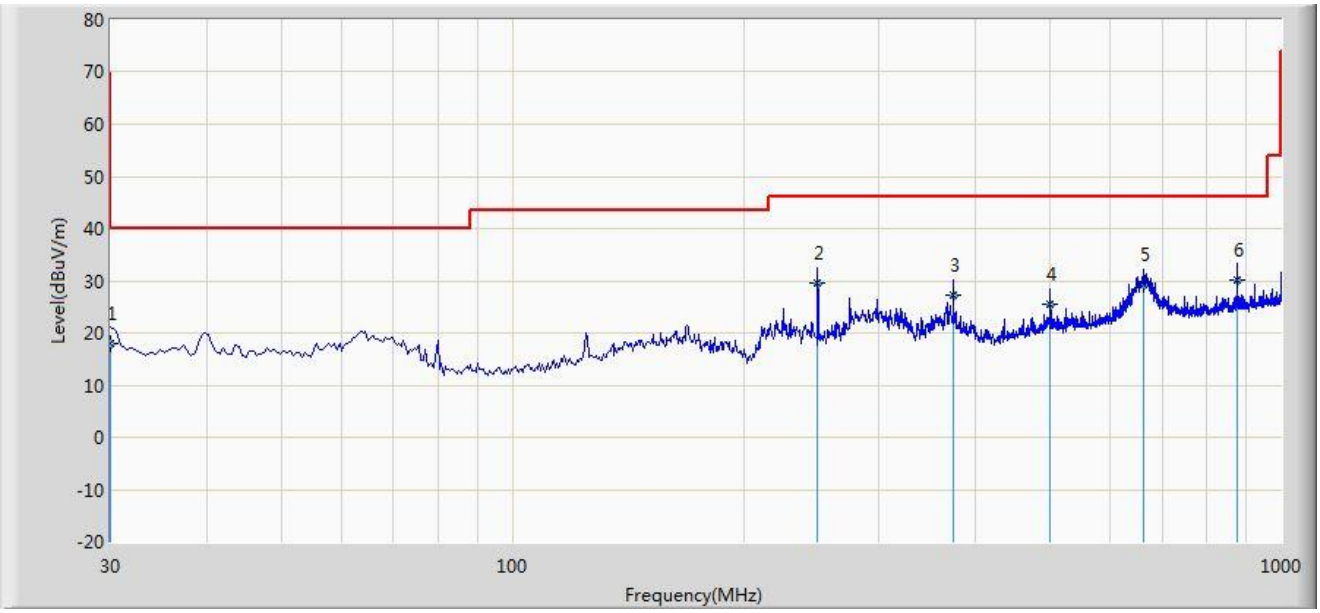

No	Flag	Mark	Frequency (MHz)	Measure Level (dBuV/m)	Reading Level (dBuV)	Over Limit (dB)	Limit (dBuV/m)	Factor (dB)	Type
1			30.000	18.027	4.419	-21.973	40.000	13.608	QP
2			249.705	29.477	16.556	-16.523	46.000	12.921	QP
3			374.835	27.186	11.186	-18.814	46.000	16.000	QP
4			499.965	25.430	6.948	-20.570	46.000	18.482	QP
5			662.440	29.151	7.639	-16.849	46.000	21.512	QP
6		*	875.355	30.275	6.265	-15.725	46.000	24.010	QP

Note 1: Measure Level (dBμV/m) = Reading Level (dBμV) + Factor (dB)

Factor (dB) = Cable Loss (dB) + Antenna Factor (dB/m)

Note 2: The test trace is same as the ambient noise and the amplitude of the emissions are attenuated more than 20dB below the permissible (the test frequency range: 9kHz ~ 30MHz, 18GHz ~ 25GHz), therefore no data appear in the report.

Site: AC1	Time: 2017/04/11 - 20:16
Limit: FCC_Part15.209_RE(3m)	Engineer: Snake Ni
Probe: VULB 9168_20-2000MHz	Polarity: Vertical
EUT: Wi-Fi Extender	Power: AC 120V/60Hz
Note: There is the worst case within frequency range 30MHz~1GHz.	

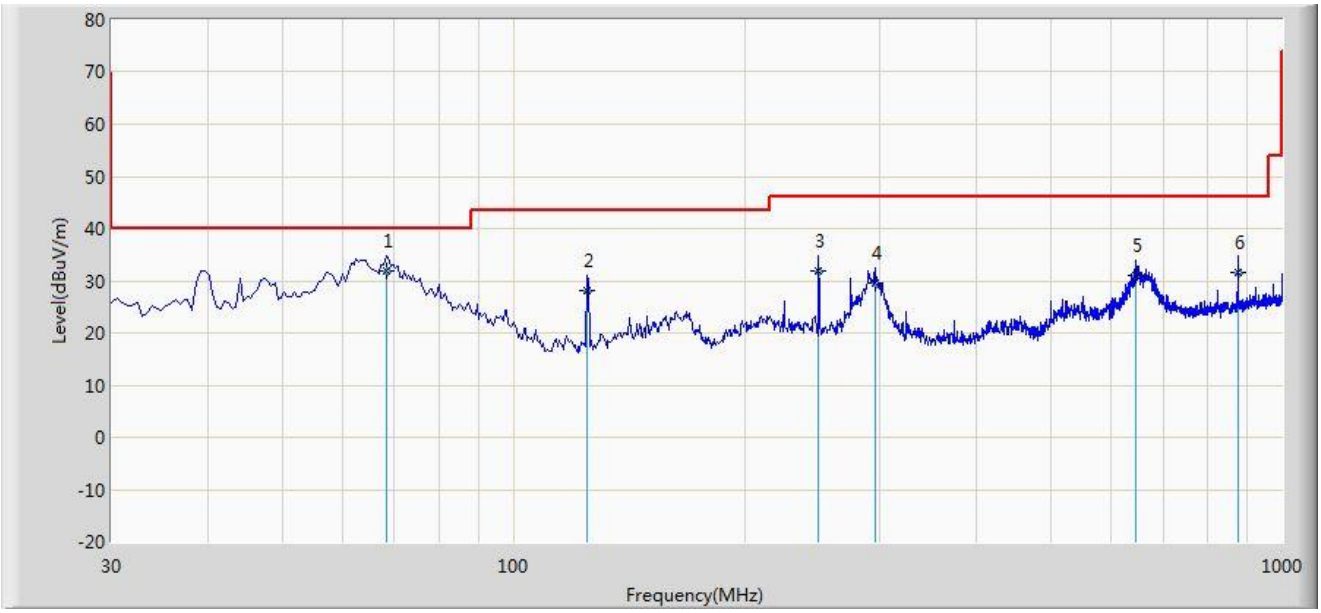

No	Flag	Mark	Frequency (MHz)	Measure Level (dBuV/m)	Reading Level (dBuV)	Over Limit (dB)	Limit (dBuV/m)	Factor (dB)	Type
1		*	68.315	31.894	20.087	-8.106	40.000	11.808	QP
2			124.575	28.060	14.638	-15.440	43.500	13.422	QP
3			249.705	31.897	18.976	-14.103	46.000	12.921	QP
4			295.295	29.526	15.346	-16.474	46.000	14.180	QP
5			644.010	30.919	9.639	-15.081	46.000	21.280	QP
6			875.355	31.641	7.631	-14.359	46.000	24.010	QP

Note 1: Measure Level (dBμV/m) = Reading Level (dBμV) + Factor (dB)

Factor (dB) = Cable Loss (dB) + Antenna Factor (dB/m)

Note 2: The test trace is same as the ambient noise and the amplitude of the emissions are attenuated more than 20dB below the permissible (the test frequency range: 9kHz ~ 30MHz, 18GHz ~ 25GHz), therefore no data appear in the report.

7.10. Radiated Restricted Band Edge Measurement

7.10.1. Test Limit

For 15.205 requirement:

Radiated emissions which fall in the restricted bands, as defined in Section 15.205(a) of FCC part 15, must also comply with the radiated emission limits specified in Section 15.209(a).

Frequency (MHz)	Frequency (MHz)	Frequency (MHz)	Frequency (GHz)
0.090 - 0.110	16.42 - 16.423	399.9 - 410	4.5 - 5.15
[1] 0.495 - 0.505	16.69475 - 16.69525	608 - 614	5.35 - 5.46
2.1735 - 2.1905	16.80425 - 16.80475	960 - 1240	7.25 - 7.75
4.125 - 4.128	25.5 - 25.67	1300 - 1427	8.25 - 8.5
4.17725 - 4.17775	37.5 - 38.25	1435 - 1626.5	9.0 - 9.2
4.20725 - 4.20775	73 - 74.6	1645.5 - 1646.5	9.3 - 9.5
6.215 - 6.218	74.8 - 75.2	1660 - 1710	10.6 - 12.7
6.26775 - 6.26825	108 - 121.94	1718.8 - 1722.2	13.25 - 13.4
6.31175 - 6.31225	123 - 138	2200 - 2300	14.47 - 14.5
8.291 - 8.294	149.9 - 150.05	2310 - 2390	15.35 - 16.2
8.362 - 8.366	156.52475 - 156.525	2483.5 - 2500	17.7 - 21.4
8.37625 - 8.38675	156.7 - 156.9	2690 - 2900	22.01 - 23.12
8.41425 - 8.41475	162.0125 - 167.17	3260 - 3267	23.6 - 24.0
12.29 - 12.293	167.72 - 173.2	3332 - 3339	31.2 - 31.8
12.51975 - 12.52025	240 - 285	3345.8 - 3358	36.43 - 36.5
12.57675 - 12.57725	322 - 335.4	3600 - 4400	([2])
13.36 - 13.41	--	--	--

For 15.407(b) requirement:

For transmitters operating in the 5.15-5.25 GHz band: All emissions outside of the 5.15-5.35 GHz band shall not exceed an e.i.r.p. of −27 dBm/MHz.

For transmitters operating in the 5.725-5.85 GHz band: All emissions within the frequency range from the band edge to 10 MHz above or below the band edge shall not exceed an e.i.r.p. of −17 dBm/MHz; for frequencies 10 MHz or greater above or below the band edge, emissions shall not exceed an e.i.r.p. of −27 dBm/MHz.

Refer to KDB 789033 D02v01r04 G)2)c), as specified in § 15.407(b), emissions above 1000 MHz that are outside of the restricted bands are subject to a maximum emission limit of -27 dBm/MHz (or -17 dBm/MHz as specified in § 15.407(b)(4)). However, an out-of-band emission that complies with

both the peak and average limits of § 15.209 is not required to satisfy the -27 dBm/MHz or -17 dBm/MHz maximum emission limit.

All out of band emissions appearing in a restricted band as specified in Section 15.205 of the Title 47 CFR must not exceed the limits shown in Table per Section 15.209.

FCC Part 15 Subpart C Paragraph 15.209		
Frequency [MHz]	Field Strength [uV/m]	Measured Distance [Meters]
0.009 – 0.490	2400/F (kHz)	300
0.490 – 1.705	24000/F (kHz)	30
1.705 - 30	30	30
30 - 88	100	3
88 - 216	150	3
216 - 960	200	3
Above 960	500	3

7.10.2.Test Result

Site: AC1	Time: 2017/03/27 - 17:11
Limit: FCC_Part15.209_RE(3m)	Engineer: Will Yan
Probe: BBHA9120D_1-18GHz	Polarity: Horizontal
EUT: Wi-Fi Extender	Power: AC 120V/60Hz
Test Mode: Transmit by 802.11a at Channel 5180MHz Ant 0	

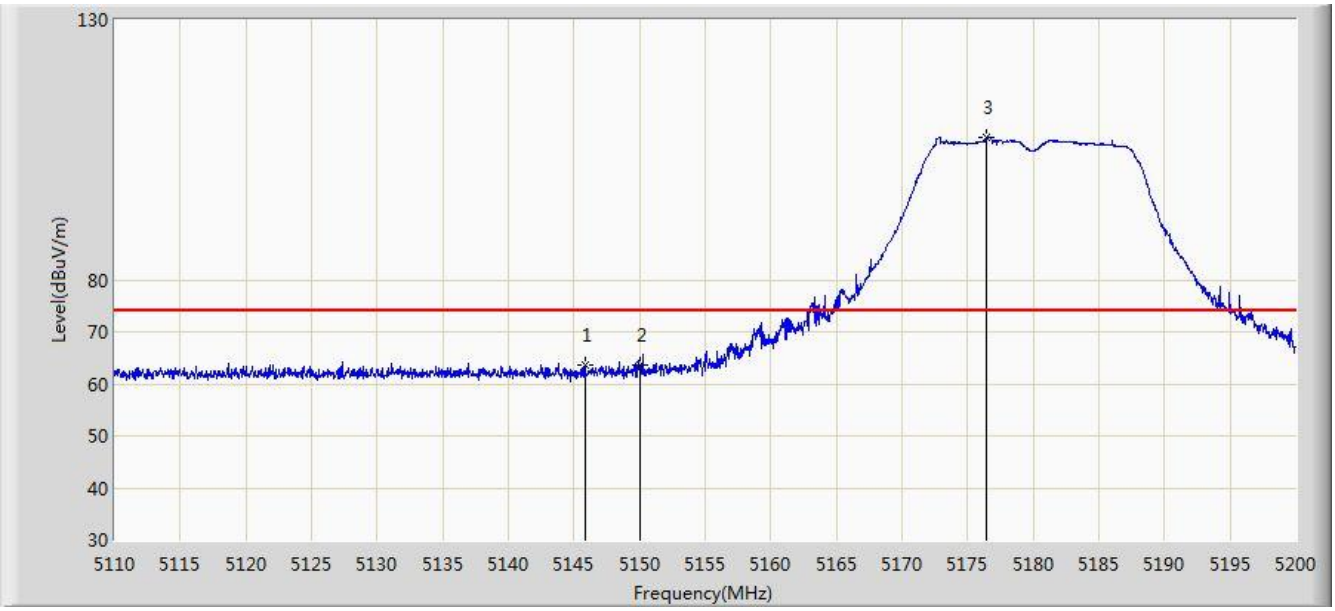

No	Flag	Mark	Frequency (MHz)	Measure Level (dBuV/m)	Reading Level (dBuV)	Over Limit (dB)	Limit (dBuV/m)	Factor (dB)	Type
1			5145.820	63.767	26.309	-10.233	74.000	37.458	PK
2			5150.000	63.554	26.102	-10.446	74.000	37.452	PK
3		*	5176.465	107.258	69.876	N/A	N/A	37.381	PK

Note: Measure Level (dBµV/m) = Reading Level (dBµV) + Factor (dB)

Factor (dB) = Cable Loss (dB) + Antenna Factor (dB/m)

Site: AC1	Time: 2017/03/27 - 17:14
Limit: FCC_Part15.209_RE(3m)	Engineer: Will Yan
Probe: BBHA9120D_1-18GHz	Polarity: Horizontal
EUT: Wi-Fi Extender	Power: AC 120V/60Hz
Test Mode: Transmit by 802.11a at Channel 5180MHz Ant 0	

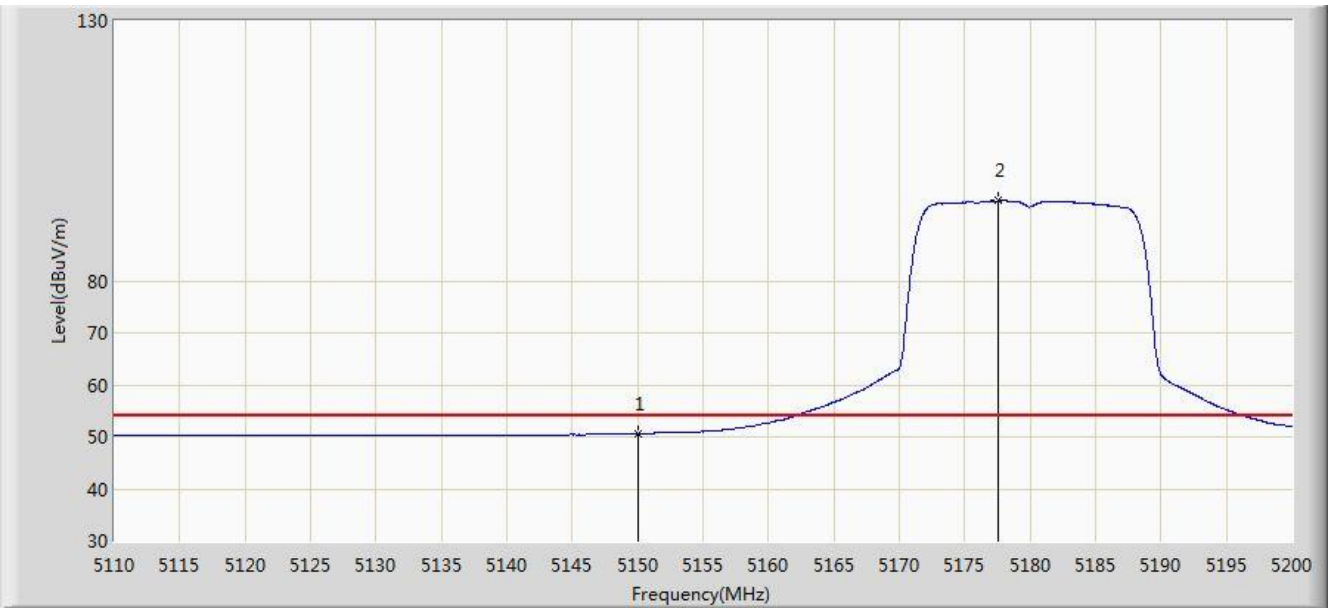

No	Flag	Mark	Frequency (MHz)	Measure Level (dBuV/m)	Reading Level (dBuV)	Over Limit (dB)	Limit (dBuV/m)	Factor (dB)	Type
1			5150.000	50.604	13.152	-3.396	54.000	37.452	AV
2		*	5177.590	95.386	58.007	N/A	N/A	37.379	AV

Note: Measure Level (dBμV/m) = Reading Level (dBμV) + Factor (dB)

Factor (dB) = Cable Loss (dB) + Antenna Factor (dB/m)

Site: AC1	Time: 2017/03/27 - 17:14
Limit: FCC_Part15.209_RE(3m)	Engineer: Will Yan
Probe: BBHA9120D_1-18GHz	Polarity: Vertical
EUT: Wi-Fi Extender	Power: AC 120V/60Hz
Test Mode: Transmit by 802.11a at Channel 5180MHz Ant 0	

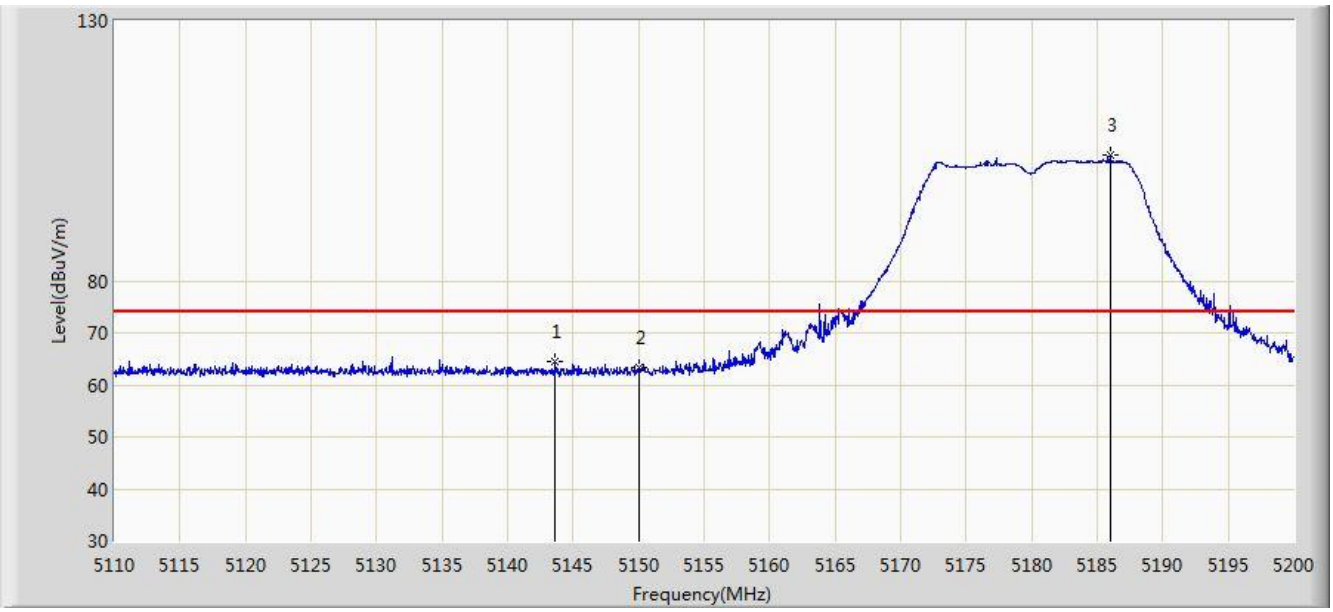

No	Flag	Mark	Frequency (MHz)	Measure Level (dBuV/m)	Reading Level (dBuV)	Over Limit (dB)	Limit (dBuV/m)	Factor (dB)	Type
1			5143.660	64.560	27.098	-9.440	74.000	37.462	PK
2			5150.000	63.334	25.882	-10.666	74.000	37.452	PK
3		*	5185.960	104.133	66.774	N/A	N/A	37.359	PK

Note: Measure Level (dBμV/m) = Reading Level (dBμV) + Factor (dB)

Factor (dB) = Cable Loss (dB) + Antenna Factor (dB/m)

Site: AC1	Time: 2017/03/27 - 17:15
Limit: FCC_Part15.209_RE(3m)	Engineer: Will Yan
Probe: BBHA9120D_1-18GHz	Polarity: Vertical
EUT: Wi-Fi Extender	Power: AC 120V/60Hz
Test Mode: Transmit by 802.11a at Channel 5180MHz Ant 0	

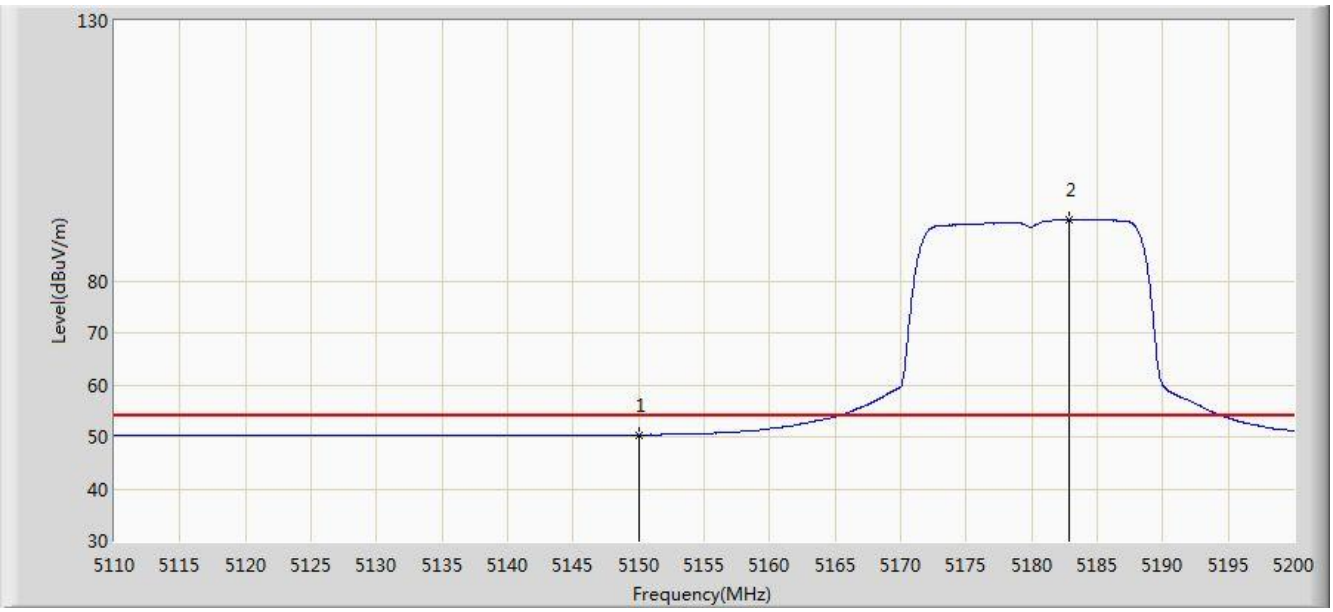

No	Flag	Mark	Frequency (MHz)	Measure Level (dBuV/m)	Reading Level (dBuV)	Over Limit (dB)	Limit (dBuV/m)	Factor (dB)	Type
1			5150.000	50.379	12.927	-3.621	54.000	37.452	AV
2		*	5182.855	91.703	54.336	N/A	N/A	37.367	AV

Note: Measure Level (dBμV/m) = Reading Level (dBμV) + Factor (dB)

Factor (dB) = Cable Loss (dB) + Antenna Factor (dB/m)

Site: AC1	Time: 2017/04/01 - 01:14
Limit: FCC_Part15.209_RE(3m)	Engineer: Will Yan
Probe: BBHA9120D_1-18GHz	Polarity: Horizontal
EUT: Wi-Fi Extender	Power: AC 120V/60Hz
Test Mode: Transmit by 802.11a at Channel 5320MHz Ant 0	

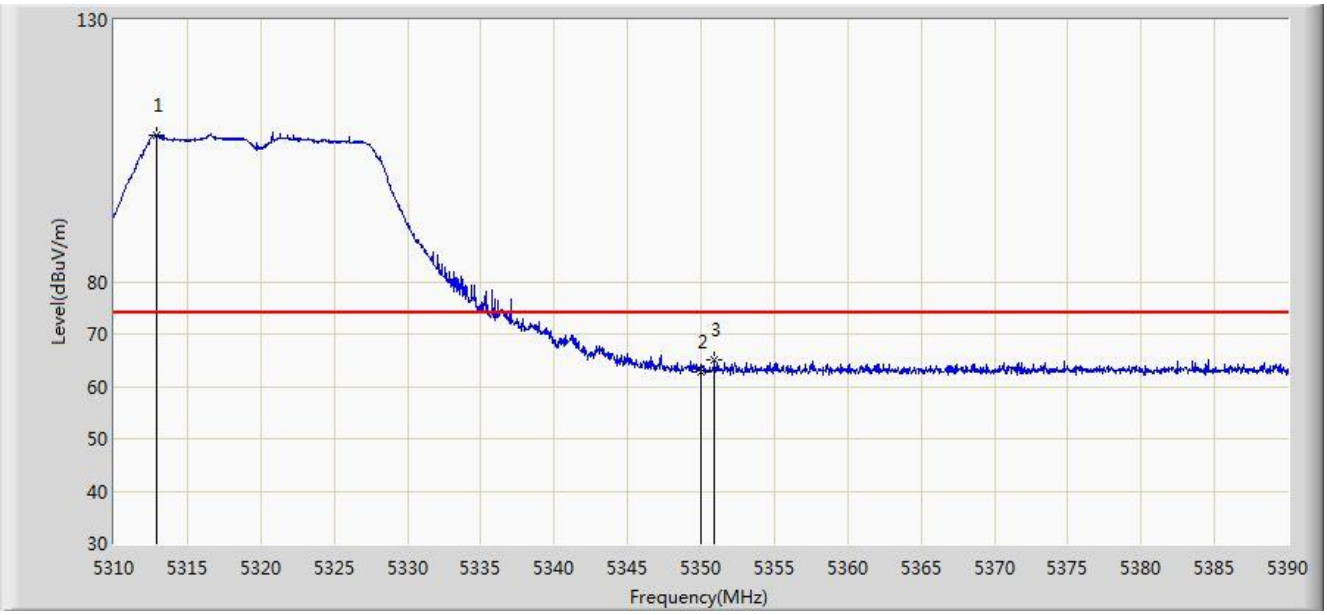

No	Flag	Mark	Frequency (MHz)	Measure Level (dBuV/m)	Reading Level (dBuV)	Over Limit (dB)	Limit (dBuV/m)	Factor (dB)	Type
1		*	5312.920	108.106	70.905	N/A	N/A	37.201	PK
2			5350.000	62.685	25.399	-11.315	74.000	37.286	PK
3			5350.920	64.931	27.642	-9.069	74.000	37.290	PK

Note: Measure Level (dBμV/m) = Reading Level (dBμV) + Factor (dB)

Factor (dB) = Cable Loss (dB) + Antenna Factor (dB/m)

Site: AC1	Time: 2017/04/01 - 01:16
Limit: FCC_Part15.209_RE(3m)	Engineer: Will Yan
Probe: BBHA9120D_1-18GHz	Polarity: Horizontal
EUT: Wi-Fi Extender	Power: AC 120V/60Hz
Test Mode: Transmit by 802.11a at Channel 5320MHz Ant 0	

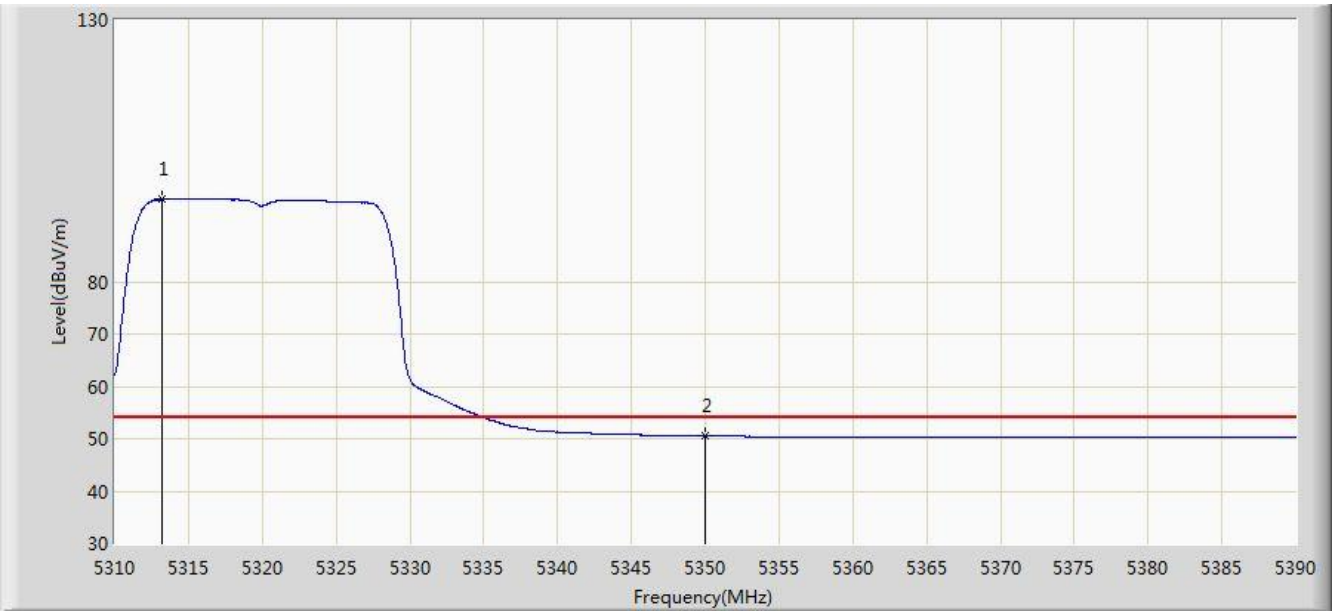

No	Flag	Mark	Frequency (MHz)	Measure Level (dBuV/m)	Reading Level (dBuV)	Over Limit (dB)	Limit (dBuV/m)	Factor (dB)	Type
1		*	5313.200	95.670	58.469	N/A	N/A	37.202	AV
2			5350.000	50.571	13.285	-3.429	54.000	37.286	AV

Note: Measure Level (dBμV/m) = Reading Level (dBμV) + Factor (dB)

Factor (dB) = Cable Loss (dB) + Antenna Factor (dB/m)

Site: AC1	Time: 2017/04/01 - 01:17
Limit: FCC_Part15.209_RE(3m)	Engineer: Will Yan
Probe: BBHA9120D_1-18GHz	Polarity: Vertical
EUT: Wi-Fi Extender	Power: AC 120V/60Hz
Test Mode: Transmit by 802.11a at Channel 5320MHz Ant 0	

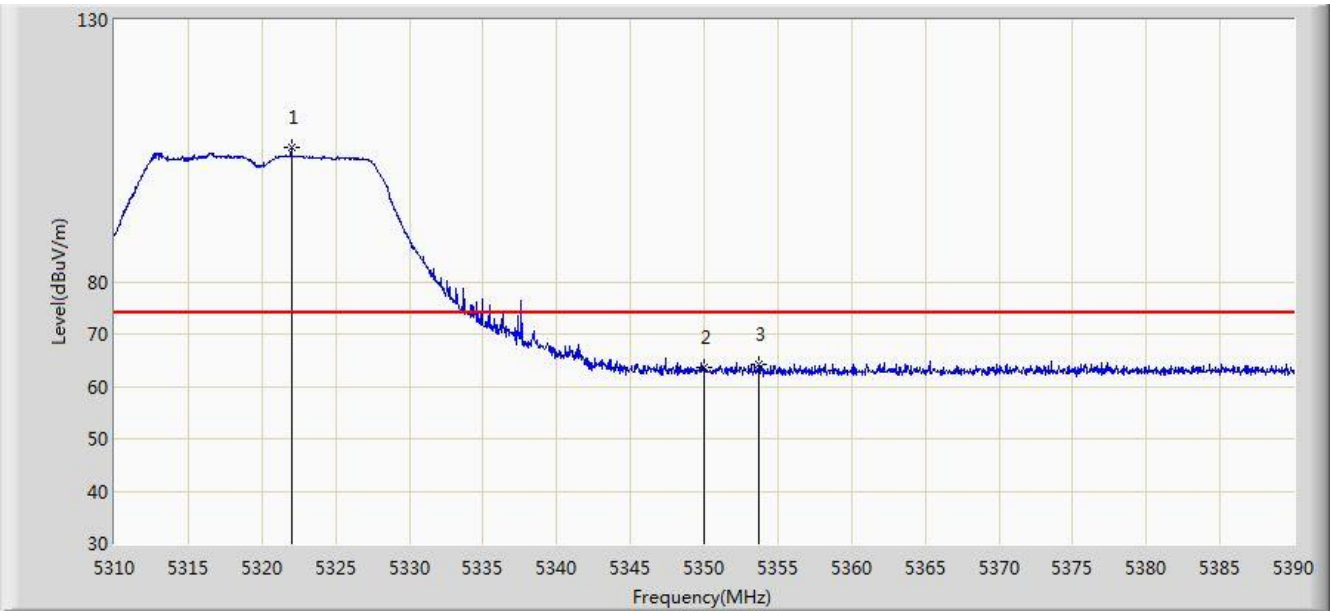

No	Flag	Mark	Frequency (MHz)	Measure Level (dBuV/m)	Reading Level (dBuV)	Over Limit (dB)	Limit (dBuV/m)	Factor (dB)	Type
1		*	5322.000	105.547	68.330	N/A	N/A	37.217	PK
2			5350.000	63.586	26.300	-10.414	74.000	37.286	PK
3			5353.680	64.129	26.832	-9.871	74.000	37.297	PK

Note: Measure Level (dBμV/m) = Reading Level (dBμV) + Factor (dB)

Factor (dB) = Cable Loss (dB) + Antenna Factor (dB/m)

Site: AC1	Time: 2017/04/01 - 01:19
Limit: FCC_Part15.209_RE(3m)	Engineer: Will Yan
Probe: BBHA9120D_1-18GHz	Polarity: Vertical
EUT: Wi-Fi Extender	Power: AC 120V/60Hz
Test Mode: Transmit by 802.11a at Channel 5320MHz Ant 0	

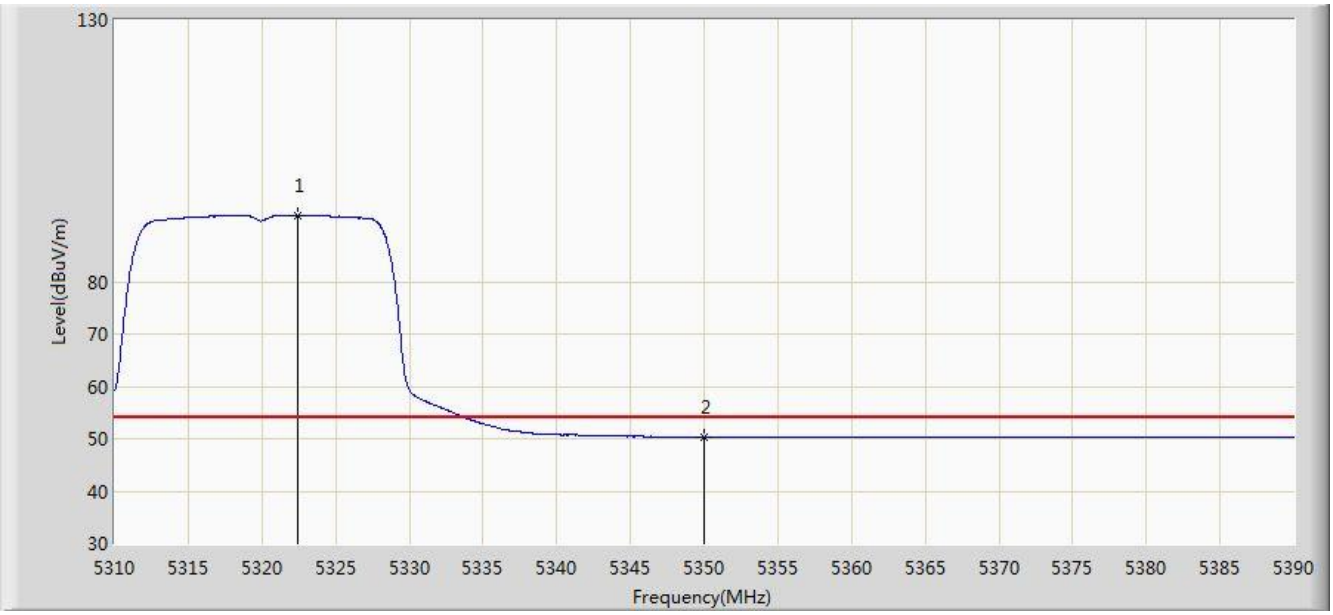

No	Flag	Mark	Frequency (MHz)	Measure Level (dBuV/m)	Reading Level (dBuV)	Over Limit (dB)	Limit (dBuV/m)	Factor (dB)	Type
1		*	5322.400	92.699	55.481	N/A	N/A	37.218	AV
2			5350.000	50.336	13.050	-3.664	54.000	37.286	AV

Note: Measure Level (dBμV/m) = Reading Level (dBμV) + Factor (dB)

Factor (dB) = Cable Loss (dB) + Antenna Factor (dB/m)

Site: AC1	Time: 2017/04/01 - 10:33
Limit: FCC_Part15.209_RE(3m)	Engineer: Will Yan
Probe: BBHA9120D_1-18GHz	Polarity: Horizontal
EUT: Wi-Fi Extender	Power: AC 120V/60Hz
Test Mode: Transmit by 802.11a at Channel 5500MHz Ant 0	

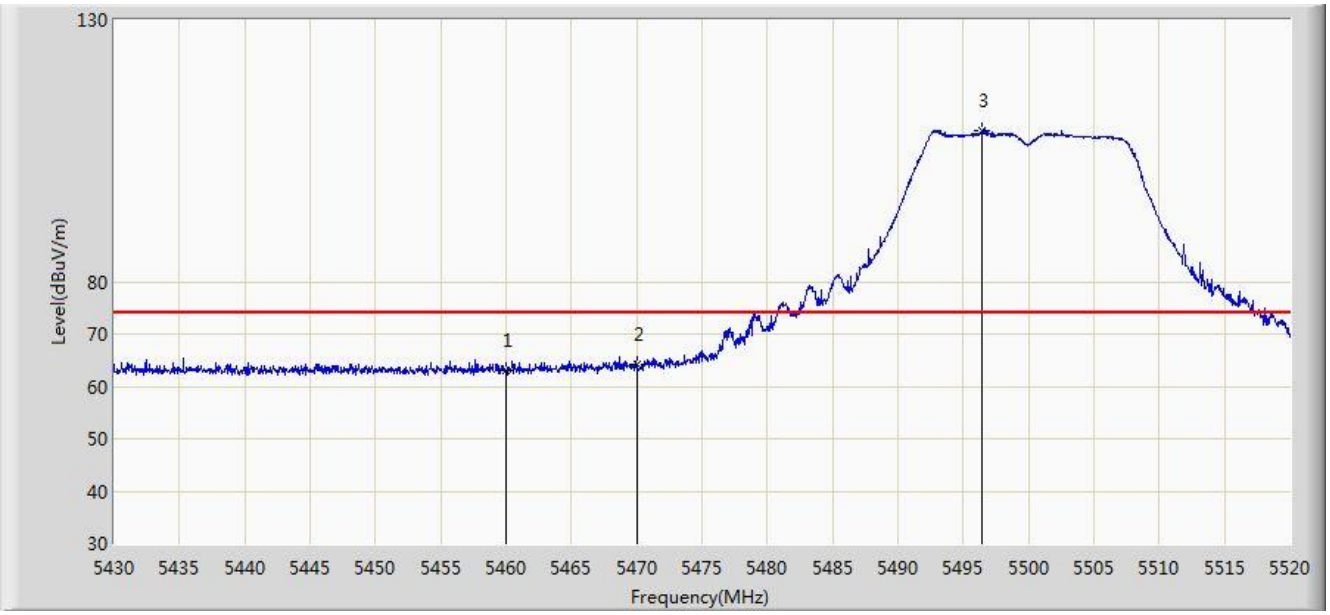

No	Flag	Mark	Frequency (MHz)	Measure Level (dBuV/m)	Reading Level (dBuV)	Over Limit (dB)	Limit (dBuV/m)	Factor (dB)	Type
1			5460.000	63.130	25.567	-10.870	74.000	37.563	PK
2			5470.000	64.181	26.592	-9.819	74.000	37.588	PK
3		*	5496.375	108.743	71.123	N/A	N/A	37.620	PK

Note: Measure Level (dBμV/m) = Reading Level (dBμV) + Factor (dB)

Factor (dB) = Cable Loss (dB) + Antenna Factor (dB/m)

Site: AC1	Time: 2017/04/01 - 10:38
Limit: FCC_Part15.209_RE(3m)	Engineer: Will Yan
Probe: BBHA9120D_1-18GHz	Polarity: Horizontal
EUT: Wi-Fi Extender	Power: AC 120V/60Hz
Test Mode: Transmit by 802.11a at Channel 5500MHz Ant 0	

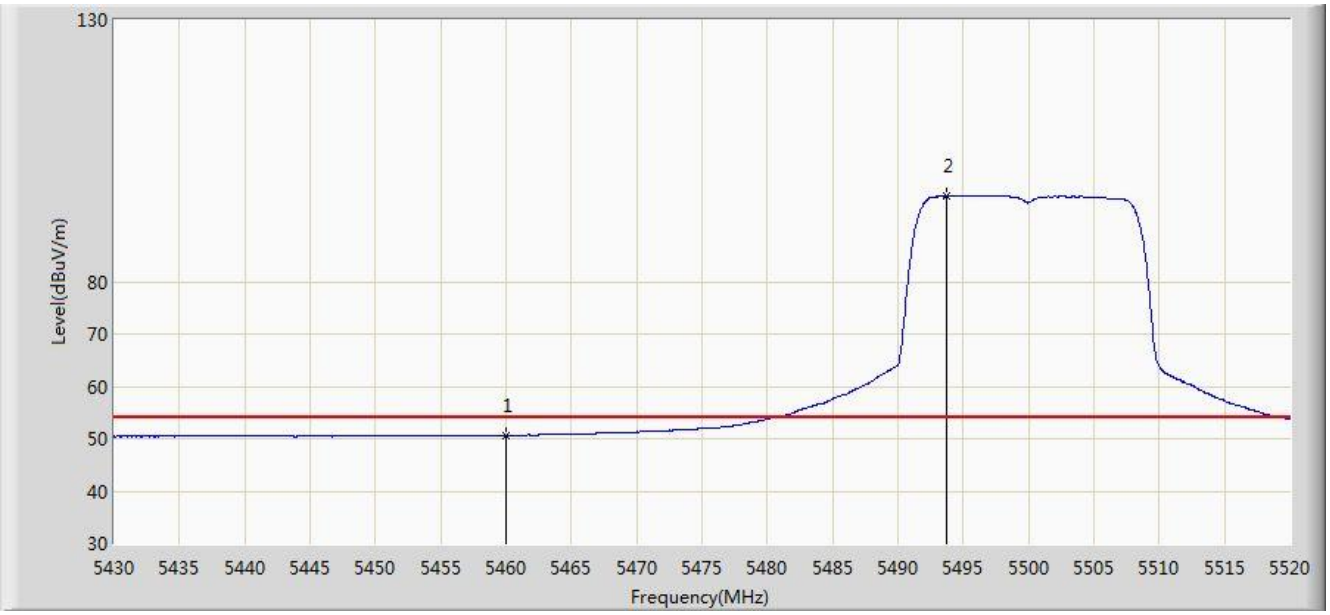

No	Flag	Mark	Frequency (MHz)	Measure Level (dBuV/m)	Reading Level (dBuV)	Over Limit (dB)	Limit (dBuV/m)	Factor (dB)	Type
1			5460.000	50.650	13.087	-3.350	54.000	37.563	AV
2		*	5493.765	96.332	58.714	N/A	N/A	37.617	AV

Note: Measure Level (dBμV/m) = Reading Level (dBμV) + Factor (dB)

Factor (dB) = Cable Loss (dB) + Antenna Factor (dB/m)

Site: AC1	Time: 2017/04/01 - 10:39
Limit: FCC_Part15.209_RE(3m)	Engineer: Will Yan
Probe: BBHA9120D_1-18GHz	Polarity: Vertical
EUT: Wi-Fi Extender	Power: AC 120V/60Hz
Test Mode: Transmit by 802.11a at Channel 5500MHz Ant 0	

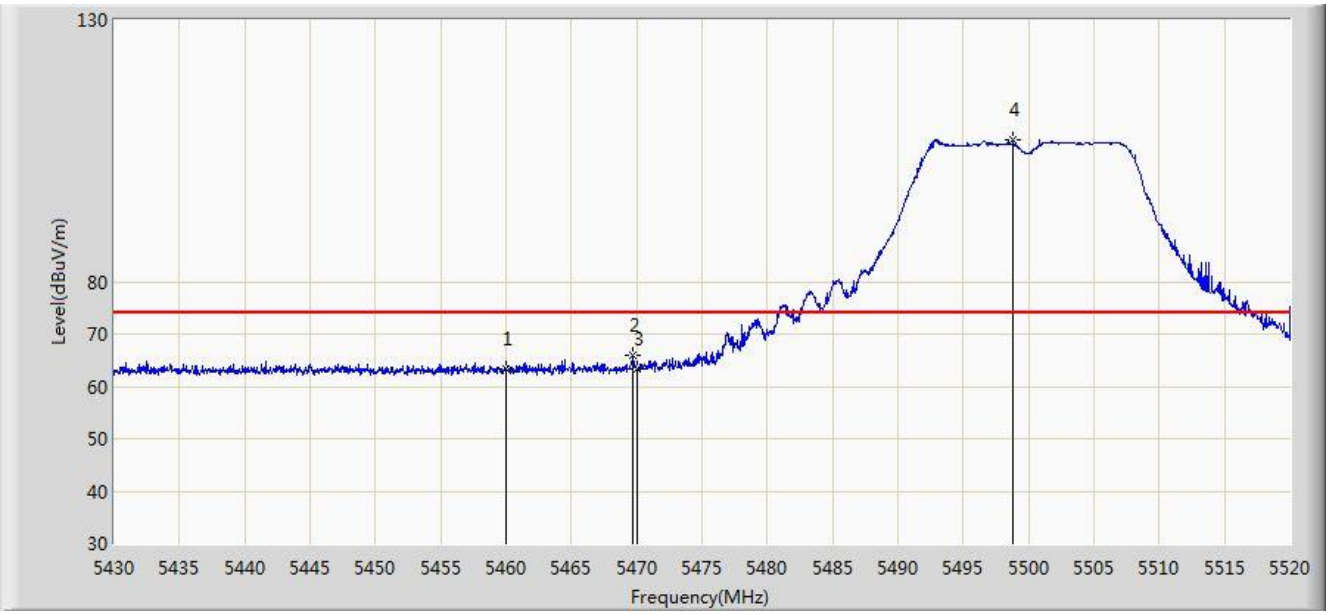

No	Flag	Mark	Frequency (MHz)	Measure Level (dBuV/m)	Reading Level (dBuV)	Over Limit (dB)	Limit (dBuV/m)	Factor (dB)	Type
1			5460.000	63.193	25.630	-10.807	74.000	37.563	PK
2			5469.735	66.062	28.474	-7.938	74.000	37.588	PK
3			5470.000	63.305	25.716	-10.695	74.000	37.588	PK
4		*	5498.805	107.186	69.563	N/A	N/A	37.623	PK

Note: Measure Level (dBμV/m) = Reading Level (dBμV) + Factor (dB)

Factor (dB) = Cable Loss (dB) + Antenna Factor (dB/m)

Site: AC1	Time: 2017/04/01 - 10:40
Limit: FCC_Part15.209_RE(3m)	Engineer: Will Yan
Probe: BBHA9120D_1-18GHz	Polarity: Vertical
EUT: Wi-Fi Extender	Power: AC 120V/60Hz
Test Mode: Transmit by 802.11a at Channel 5500MHz Ant 0	

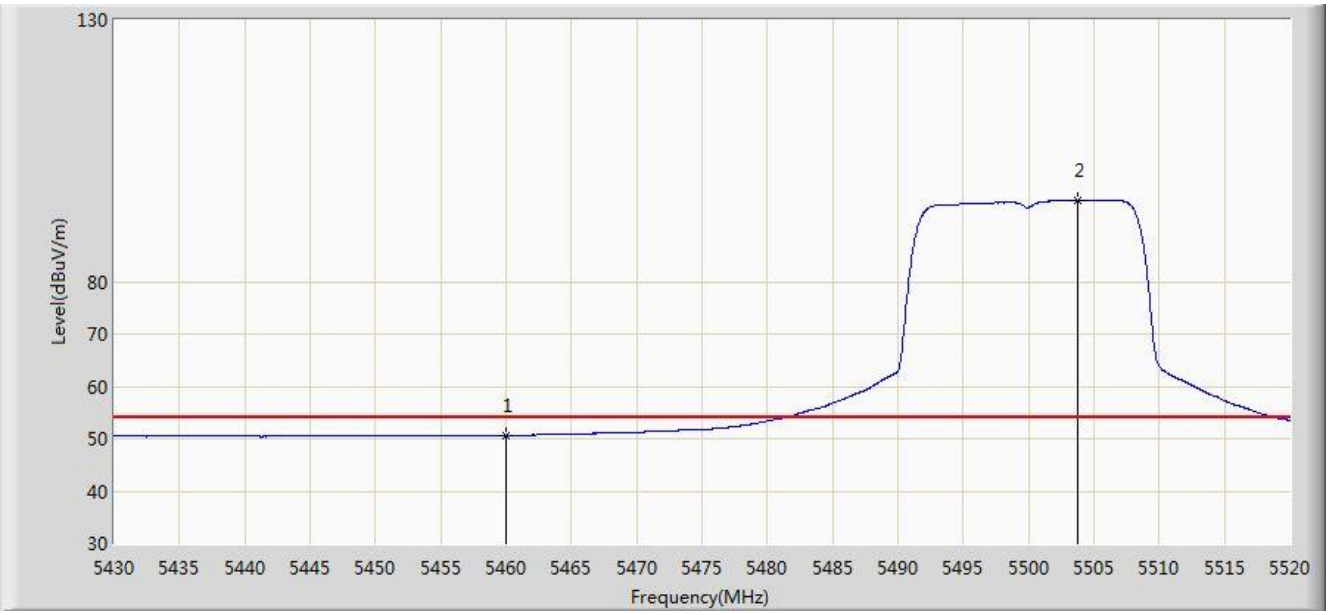

No	Flag	Mark	Frequency (MHz)	Measure Level (dBuV/m)	Reading Level (dBuV)	Over Limit (dB)	Limit (dBuV/m)	Factor (dB)	Type
1			5460.000	50.642	13.079	-3.358	54.000	37.563	AV
2		*	5503.710	95.575	57.947	N/A	N/A	37.628	AV

Note: Measure Level (dBµV/m) = Reading Level (dBµV) + Factor (dB)

Factor (dB) = Cable Loss (dB) + Antenna Factor (dB/m)

Site: AC1	Time: 2017/04/01 - 10:48
Limit: FCC_Part15.209_RE(3m)	Engineer: Will Yan
Probe: BBHA9120D_1-18GHz	Polarity: Horizontal
EUT: Wi-Fi Extender	Power: AC 120V/60Hz
Test Mode: Transmit by 802.11a at Channel 5700MHz Ant 0	

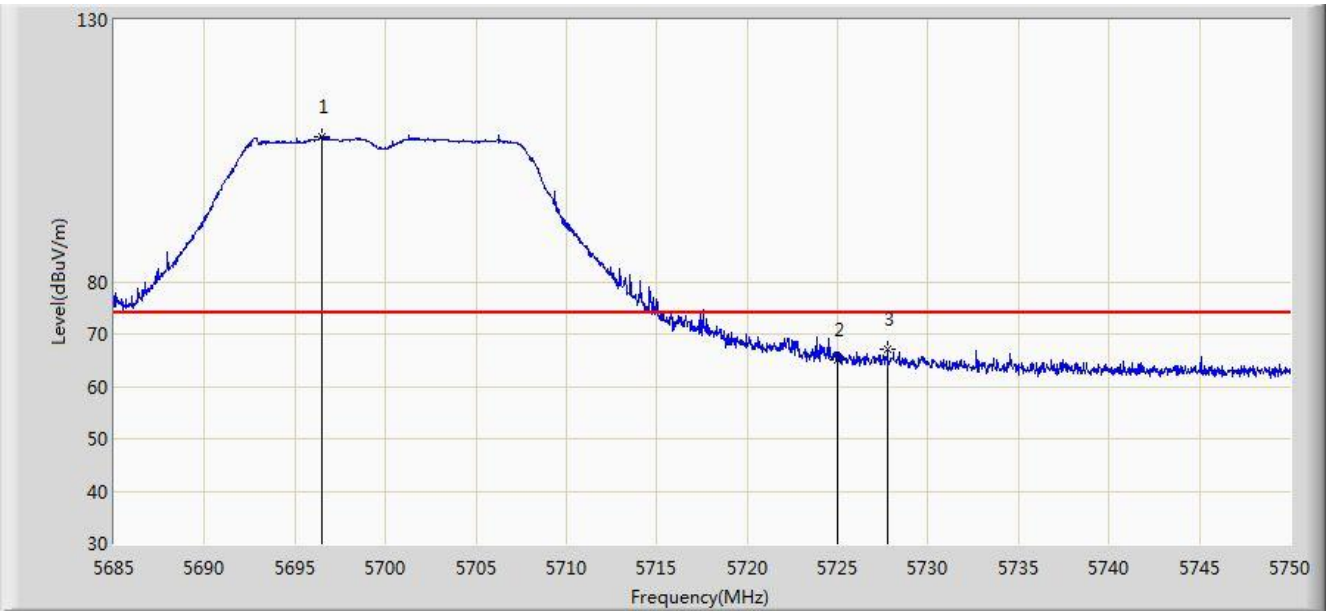

No	Flag	Mark	Frequency (MHz)	Measure Level (dBuV/m)	Reading Level (dBuV)	Over Limit (dB)	Limit (dBuV/m)	Factor (dB)	Type
1		*	5696.505	107.795	69.912	N/A	N/A	37.883	PK
2			5725.000	64.956	26.966	-9.044	74.000	37.990	PK
3			5727.770	67.226	29.225	-6.774	74.000	38.002	PK

Note: Measure Level (dBμV/m) = Reading Level (dBμV) + Factor (dB)

Factor (dB) = Cable Loss (dB) + Antenna Factor (dB/m)

Site: AC1	Time: 2017/04/01 - 10:48
Limit: FCC_Part15.209_RE(3m)	Engineer: Will Yan
Probe: BBHA9120D_1-18GHz	Polarity: Horizontal
EUT: Wi-Fi Extender	Power: AC 120V/60Hz
Test Mode: Transmit by 802.11a at Channel 5700MHz Ant 0	

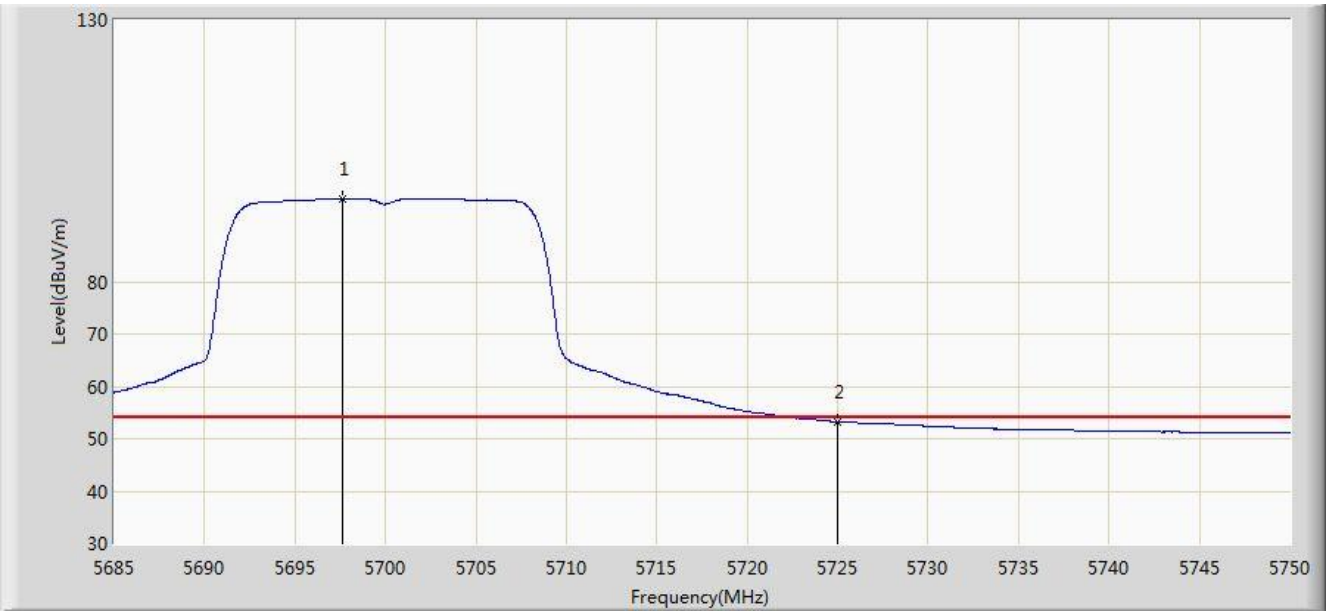

No	Flag	Mark	Frequency (MHz)	Measure Level (dBuV/m)	Reading Level (dBuV)	Over Limit (dB)	Limit (dBuV/m)	Factor (dB)	Type
1		*	5697.610	95.857	57.971	N/A	N/A	37.887	AV
2			5725.000	53.258	15.268	-0.742	54.000	37.990	AV

Note: Measure Level (dBμV/m) = Reading Level (dBμV) + Factor (dB)

Factor (dB) = Cable Loss (dB) + Antenna Factor (dB/m)

Site: AC1	Time: 2017/04/01 - 10:49
Limit: FCC_Part15.209_RE(3m)	Engineer: Will Yan
Probe: BBHA9120D_1-18GHz	Polarity: Vertical
EUT: Wi-Fi Extender	Power: AC 120V/60Hz
Test Mode: Transmit by 802.11a at Channel 5700MHz Ant 0	

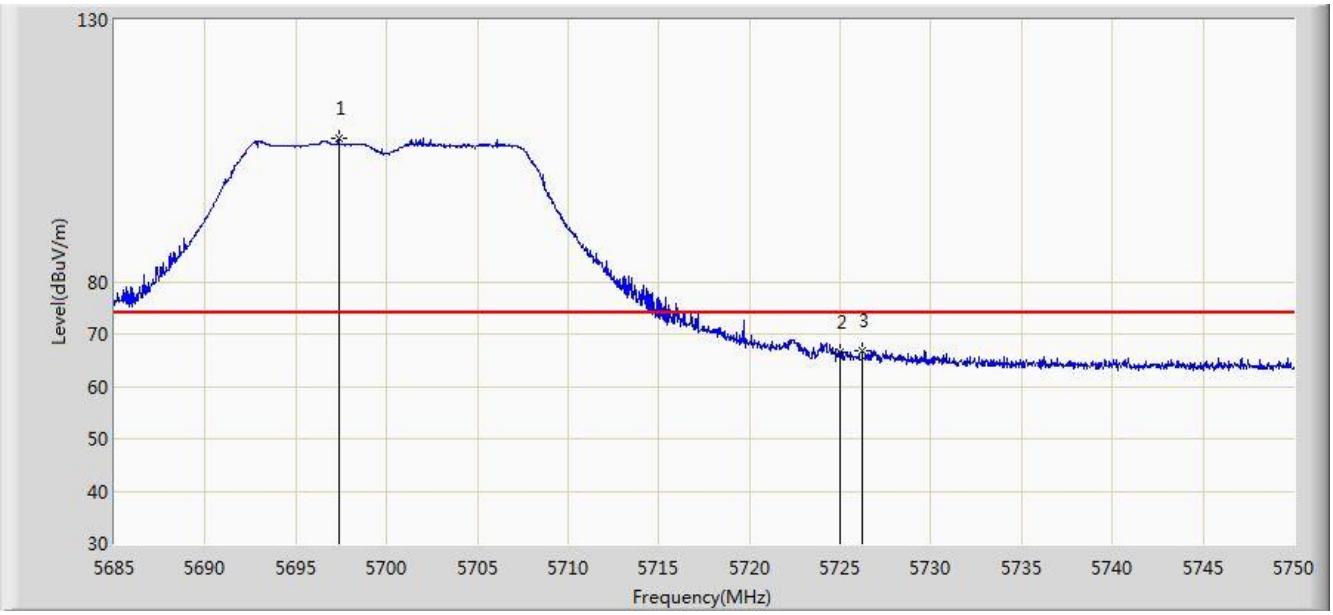

No	Flag	Mark	Frequency (MHz)	Measure Level (dBuV/m)	Reading Level (dBuV)	Over Limit (dB)	Limit (dBuV/m)	Factor (dB)	Type
1		*	5697.350	107.505	69.619	N/A	N/A	37.886	PK
2			5725.000	66.426	28.436	-7.574	74.000	37.990	PK
3			5726.210	66.868	28.873	-7.132	74.000	37.995	PK

Note: Measure Level (dBμV/m) = Reading Level (dBμV) + Factor (dB)

Factor (dB) = Cable Loss (dB) + Antenna Factor (dB/m)

Site: AC1	Time: 2017/04/01 - 10:50
Limit: FCC_Part15.209_RE(3m)	Engineer: Will Yan
Probe: BBHA9120D_1-18GHz	Polarity: Vertical
EUT: Wi-Fi Extender	Power: AC 120V/60Hz
Test Mode: Transmit by 802.11a at Channel 5700MHz Ant 0	

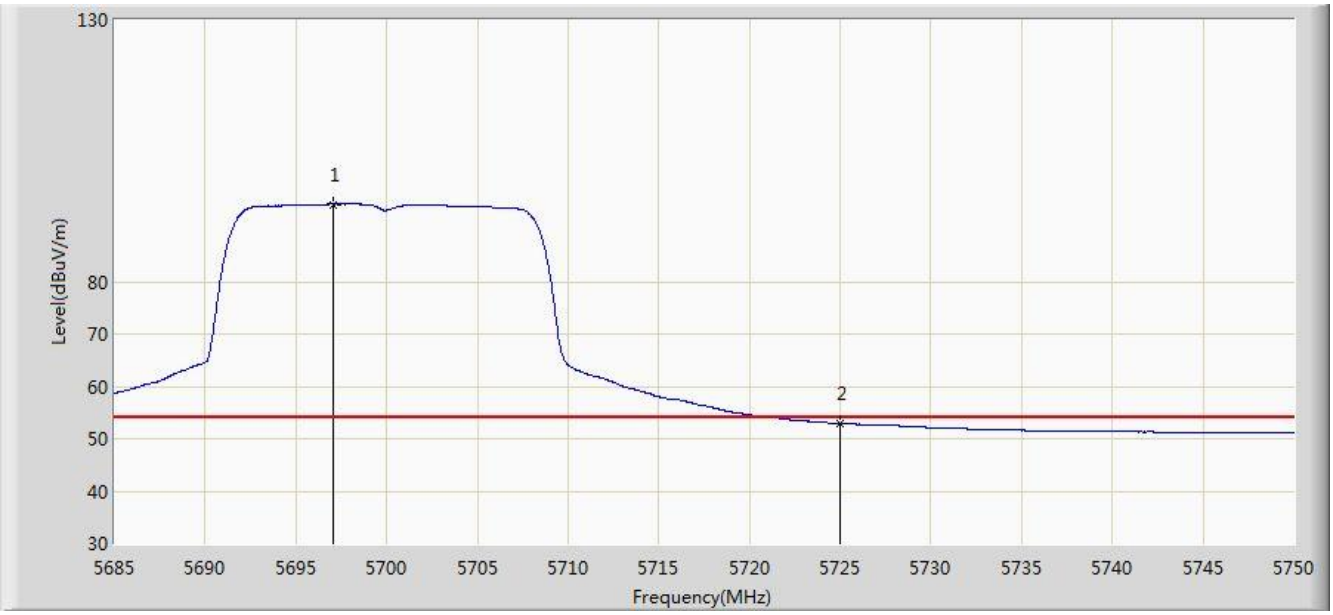

No	Flag	Mark	Frequency (MHz)	Measure Level (dBuV/m)	Reading Level (dBuV)	Over Limit (dB)	Limit (dBuV/m)	Factor (dB)	Type
1		*	5697.090	94.777	56.892	N/A	N/A	37.885	AV
2			5725.000	52.896	14.906	-1.104	54.000	37.990	AV

Note: Measure Level (dBμV/m) = Reading Level (dBμV) + Factor (dB)

Factor (dB) = Cable Loss (dB) + Antenna Factor (dB/m)

Site: AC1	Time: 2017/03/27 - 17:17
Limit: FCC_Part15.407_RE(3m)_Bandedge	Engineer: Will Yan
Probe: BBHA9120D_1-18GHz	Polarity: Horizontal
EUT: Wi-Fi Extender	Power: AC 120V/60Hz
Test Mode: Transmit by 802.11a at Channel 5745MHz Ant 0	

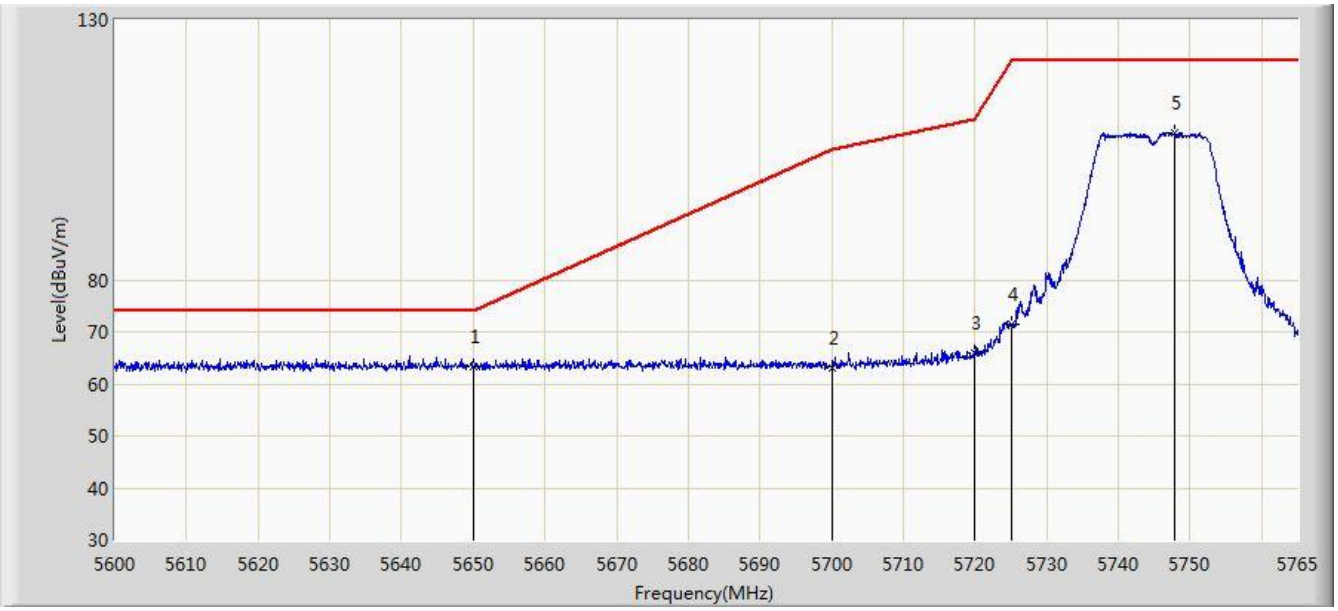

No	Flag	Mark	Frequency (MHz)	Measure Level (dBuV/m)	Reading Level (dBuV)	Over Limit (dB)	Limit (dBuV/m)	Factor (dB)	Type
1		*	5650.000	63.239	25.452	-10.761	74.000	37.787	PK
2			5700.000	63.146	25.254	-42.054	105.200	37.892	PK
3			5720.000	66.042	28.073	-44.758	110.800	37.970	PK
4			5725.000	71.466	33.476	-50.734	122.200	37.990	PK
5			5747.757	108.147	70.062	N/A	N/A	38.085	PK

Note: Measure Level (dBμV/m) = Reading Level (dBμV) + Factor (dB)

Factor (dB) = Cable Loss (dB) + Antenna Factor (dB/m)

Site: AC1	Time: 2017/03/27 - 17:19
Limit: FCC_Part15.407_RE(3m)_Bandedge	Engineer: Will Yan
Probe: BBHA9120D_1-18GHz	Polarity: Vertical
EUT: Wi-Fi Extender	Power: AC 120V/60Hz
Test Mode: Transmit by 802.11a at Channel 5745MHz Ant 0	

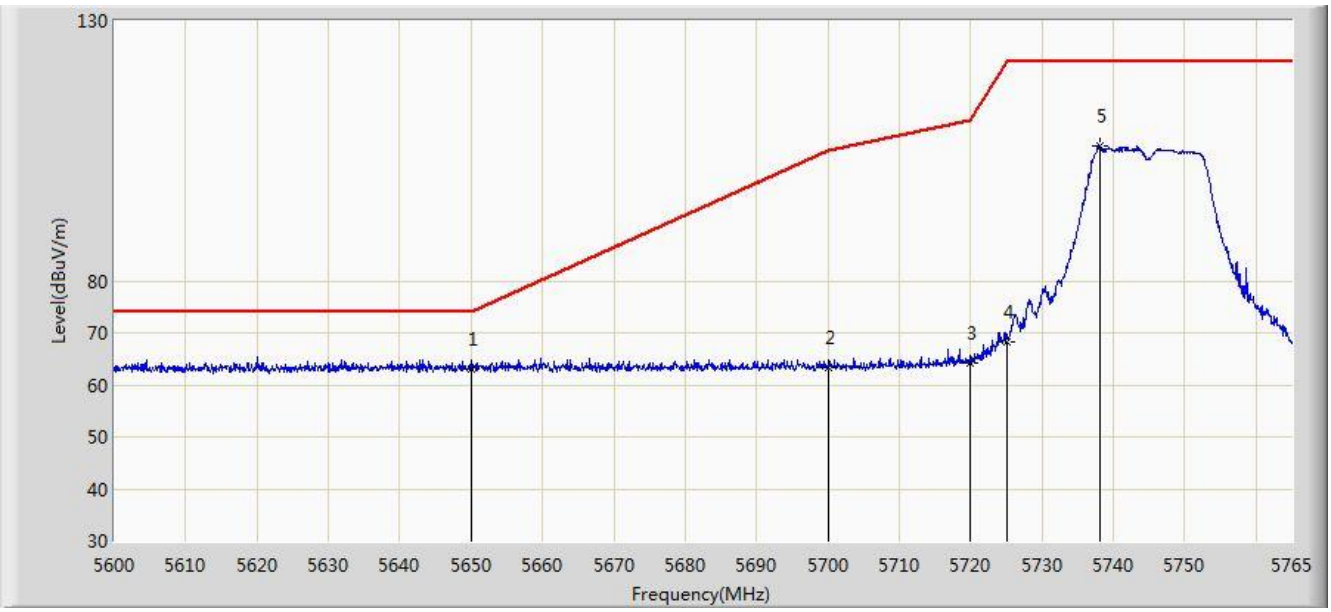

No	Flag	Mark	Frequency (MHz)	Measure Level (dBuV/m)	Reading Level (dBuV)	Over Limit (dB)	Limit (dBuV/m)	Factor (dB)	Type
1		*	5650.000	63.152	25.365	-10.848	74.000	37.787	PK
2			5700.000	63.253	25.361	-41.947	105.200	37.892	PK
3			5720.000	64.124	26.155	-46.676	110.800	37.970	PK
4			5725.000	68.266	30.276	-53.934	122.200	37.990	PK
5			5738.022	105.997	67.954	N/A	N/A	38.044	PK

Note: Measure Level (dBμV/m) = Reading Level (dBμV) + Factor (dB)

Factor (dB) = Cable Loss (dB) + Antenna Factor (dB/m)

Site: AC1	Time: 2017/03/27 - 17:22
Limit: FCC_Part15.407_RE(3m)_Bandedge	Engineer: Will Yan
Probe: BBHA9120D_1-18GHz	Polarity: Horizontal
EUT: Wi-Fi Extender	Power: AC 120V/60Hz
Test Mode: Transmit by 802.11a at Channel 5825MHz Ant 0	

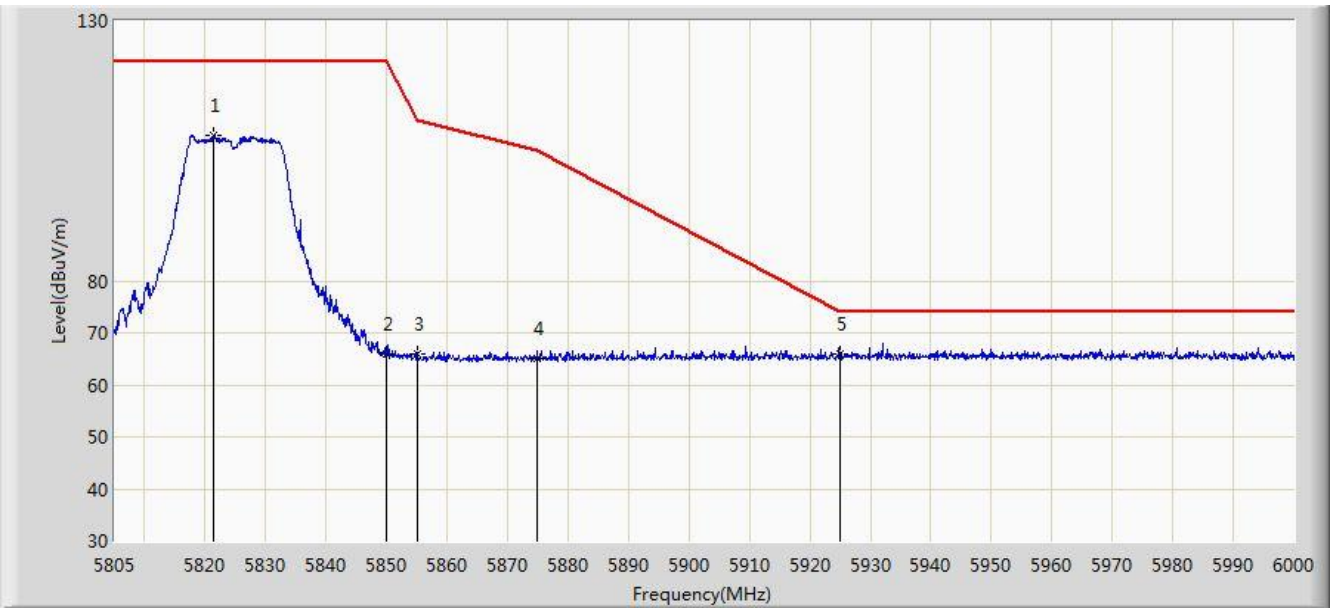

No	Flag	Mark	Frequency (MHz)	Measure Level (dBuV/m)	Reading Level (dBuV)	Over Limit (dB)	Limit (dBuV/m)	Factor (dB)	Type
1			5821.380	107.834	69.493	N/A	N/A	38.341	PK
2			5850.000	65.844	27.391	-56.356	122.200	38.454	PK
3			5855.000	65.900	27.435	-44.900	110.800	38.465	PK
4			5875.000	65.039	26.542	-40.161	105.200	38.497	PK
5		*	5925.000	65.985	27.452	-8.015	74.000	38.533	PK

Note: Measure Level (dBμV/m) = Reading Level (dBμV) + Factor (dB)

Factor (dB) = Cable Loss (dB) + Antenna Factor (dB/m)

Site: AC1	Time: 2017/03/27 - 17:27
Limit: FCC_Part15.407_RE(3m)_Bandedge	Engineer: Will Yan
Probe: BBHA9120D_1-18GHz	Polarity: Vertical
EUT: Wi-Fi Extender	Power: AC 120V/60Hz
Test Mode: Transmit by 802.11a at Channel 5825MHz Ant 0	

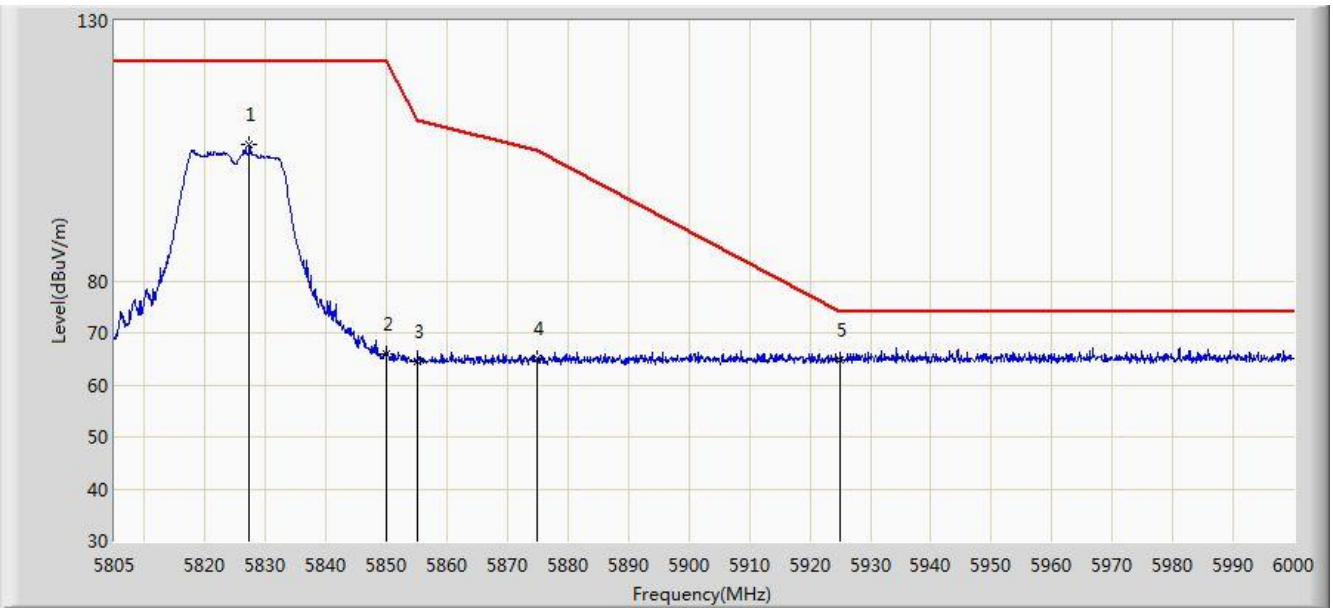

No	Flag	Mark	Frequency (MHz)	Measure Level (dBuV/m)	Reading Level (dBuV)	Over Limit (dB)	Limit (dBuV/m)	Factor (dB)	Type
1			5827.230	106.118	67.753	N/A	N/A	38.364	PK
2			5850.000	65.974	27.521	-56.226	122.200	38.454	PK
3			5855.000	64.450	25.985	-46.350	110.800	38.465	PK
4			5875.000	65.123	26.626	-40.077	105.200	38.497	PK
5		*	5925.000	64.770	26.237	-9.230	74.000	38.533	PK

Note: Measure Level (dBμV/m) = Reading Level (dBμV) + Factor (dB)

Factor (dB) = Cable Loss (dB) + Antenna Factor (dB/m)

Site: AC1	Time: 2017/03/27 - 18:11
Limit: FCC_Part15.209_RE(3m)	Engineer: Will Yan
Probe: BBHA9120D_1-18GHz	Polarity: Horizontal
EUT: Wi-Fi Extender	Power: AC 120V/60Hz
Test Mode: Transmit by 802.11n-HT20 at Channel 5180MHz Ant 0	

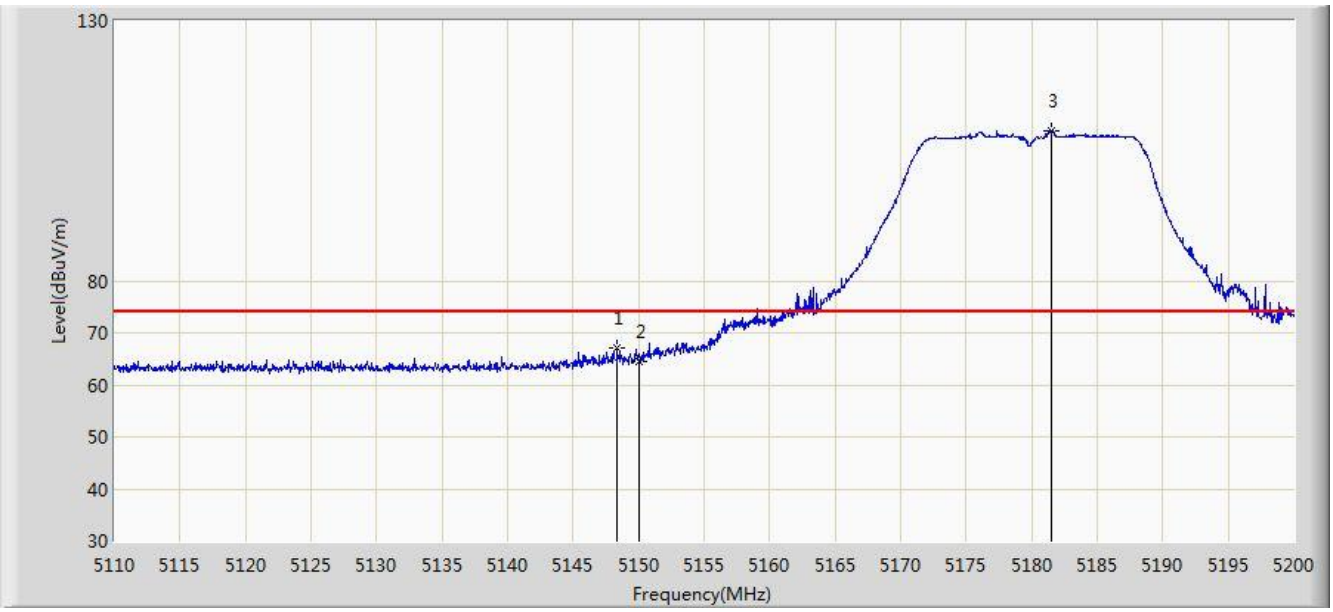

No	Flag	Mark	Frequency (MHz)	Measure Level (dBuV/m)	Reading Level (dBuV)	Over Limit (dB)	Limit (dBuV/m)	Factor (dB)	Type
1			5148.340	67.079	29.625	-6.921	74.000	37.454	PK
2			5150.000	64.582	27.130	-9.418	74.000	37.452	PK
3		*	5181.460	108.872	71.502	N/A	N/A	37.370	PK

Note: Measure Level (dBμV/m) = Reading Level (dBμV) + Factor (dB)

Factor (dB) = Cable Loss (dB) + Antenna Factor (dB/m)

Site: AC1	Time: 2017/03/27 - 18:15
Limit: FCC_Part15.209_RE(3m)	Engineer: Will Yan
Probe: BBHA9120D_1-18GHz	Polarity: Horizontal
EUT: Wi-Fi Extender	Power: AC 120V/60Hz
Test Mode: Transmit by 802.11n-HT20 at Channel 5180MHz Ant 0	

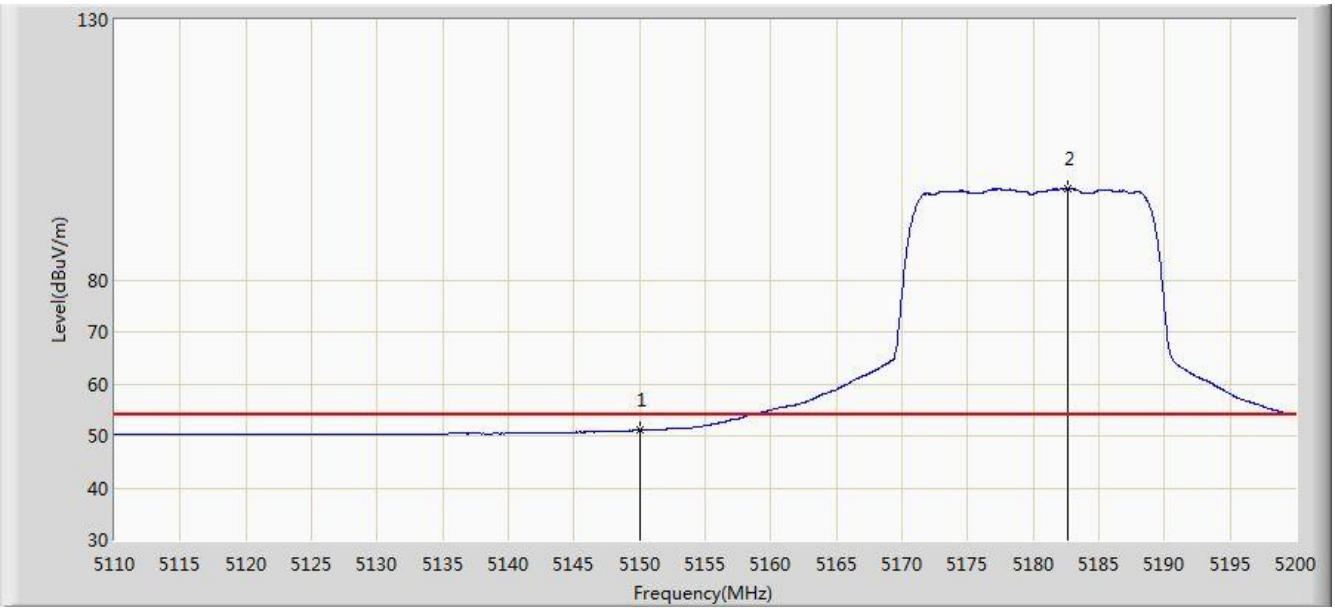

No	Flag	Mark	Frequency (MHz)	Measure Level (dBuV/m)	Reading Level (dBuV)	Over Limit (dB)	Limit (dBuV/m)	Factor (dB)	Type
1			5150.000	51.111	13.659	-2.889	54.000	37.452	AV
2		*	5182.585	97.487	60.119	N/A	N/A	37.368	AV

Note: Measure Level (dBμV/m) = Reading Level (dBμV) + Factor (dB)

Factor (dB) = Cable Loss (dB) + Antenna Factor (dB/m)

Site: AC1	Time: 2017/03/27 - 18:16
Limit: FCC_Part15.209_RE(3m)	Engineer: Will Yan
Probe: BBHA9120D_1-18GHz	Polarity: Vertical
EUT: Wi-Fi Extender	Power: AC 120V/60Hz
Test Mode: Transmit by 802.11n-HT20 at Channel 5180MHz Ant 0	

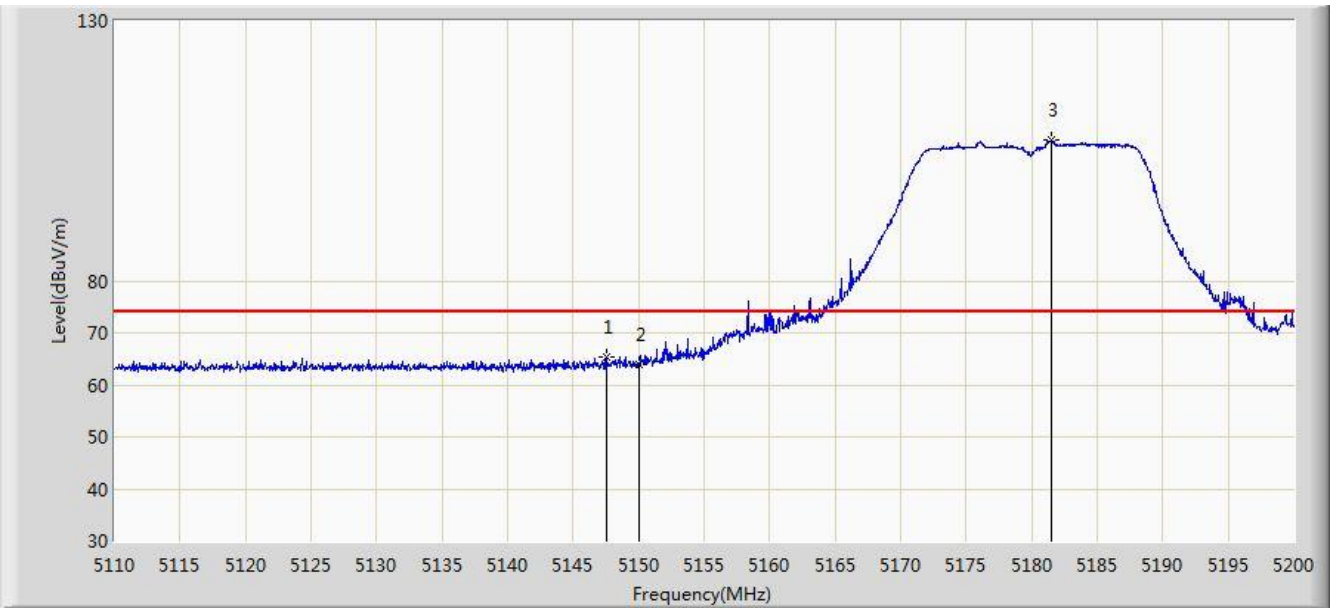

No	Flag	Mark	Frequency (MHz)	Measure Level (dBuV/m)	Reading Level (dBuV)	Over Limit (dB)	Limit (dBuV/m)	Factor (dB)	Type
1			5147.575	65.466	28.011	-8.534	74.000	37.455	PK
2			5150.000	64.003	26.551	-9.997	74.000	37.452	PK
3		*	5181.550	107.187	69.817	N/A	N/A	37.370	PK

Note: Measure Level (dBμV/m) = Reading Level (dBμV) + Factor (dB)

Factor (dB) = Cable Loss (dB) + Antenna Factor (dB/m)

Site: AC1	Time: 2017/03/27 - 18:20
Limit: FCC_Part15.209_RE(3m)	Engineer: Will Yan
Probe: BBHA9120D_1-18GHz	Polarity: Vertical
EUT: Wi-Fi Extender	Power: AC 120V/60Hz
Test Mode: Transmit by 802.11n-HT20 at Channel 5180MHz Ant 0	

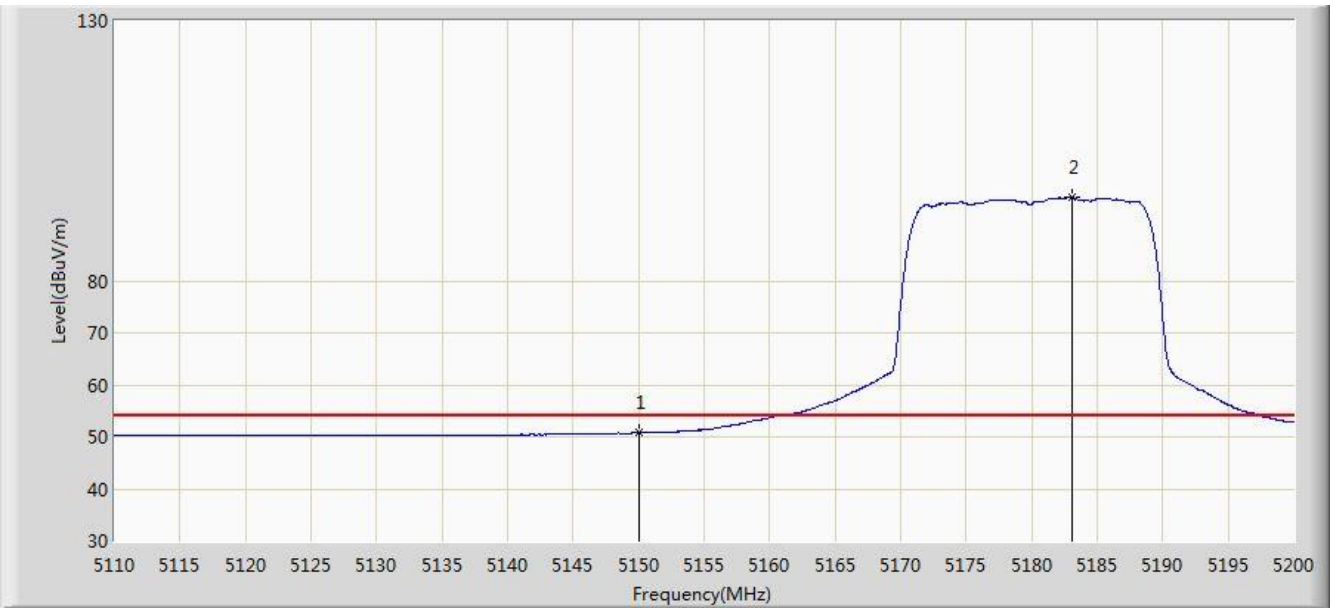

No	Flag	Mark	Frequency (MHz)	Measure Level (dBuV/m)	Reading Level (dBuV)	Over Limit (dB)	Limit (dBuV/m)	Factor (dB)	Type
1			5150.000	50.773	13.321	-3.227	54.000	37.452	AV
2		*	5183.035	96.017	58.650	N/A	N/A	37.367	AV

Note: Measure Level (dBμV/m) = Reading Level (dBμV) + Factor (dB)

Factor (dB) = Cable Loss (dB) + Antenna Factor (dB/m)

Site: AC1	Time: 2017/04/01 - 10:51
Limit: FCC_Part15.209_RE(3m)	Engineer: Will Yan
Probe: BBHA9120D_1-18GHz	Polarity: Horizontal
EUT: Wi-Fi Extender	Power: AC 120V/60Hz
Test Mode: Transmit by 802.11n-HT20 at Channel 5320MHz Ant 0	

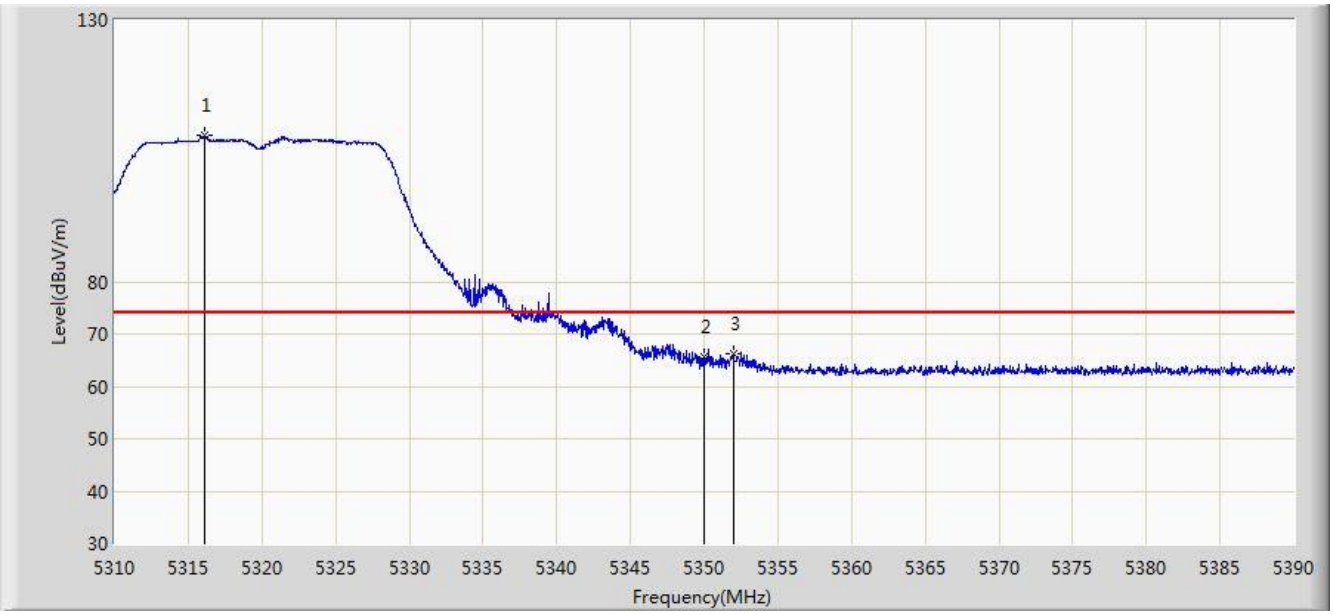

No	Flag	Mark	Frequency (MHz)	Measure Level (dBuV/m)	Reading Level (dBuV)	Over Limit (dB)	Limit (dBuV/m)	Factor (dB)	Type
1		*	5316.080	107.864	70.657	N/A	N/A	37.207	PK
2			5350.000	65.739	28.453	-8.261	74.000	37.286	PK
3			5352.000	66.275	28.982	-7.725	74.000	37.293	PK

Note: Measure Level (dBμV/m) = Reading Level (dBμV) + Factor (dB)

Factor (dB) = Cable Loss (dB) + Antenna Factor (dB/m)

Site: AC1	Time: 2017/04/01 - 10:53
Limit: FCC_Part15.209_RE(3m)	Engineer: Will Yan
Probe: BBHA9120D_1-18GHz	Polarity: Horizontal
EUT: Wi-Fi Extender	Power: AC 120V/60Hz
Test Mode: Transmit by 802.11n-HT20 at Channel 5320MHz Ant 0	

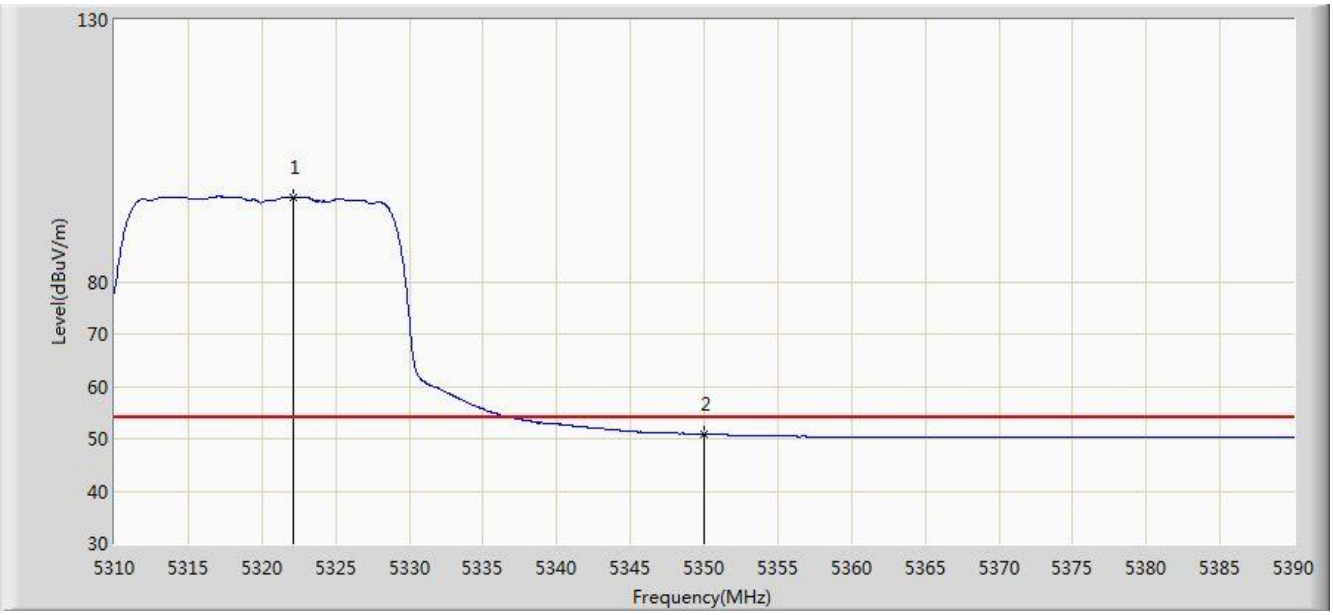

No	Flag	Mark	Frequency (MHz)	Measure Level (dBuV/m)	Reading Level (dBuV)	Over Limit (dB)	Limit (dBuV/m)	Factor (dB)	Type
1		*	5322.160	96.011	58.794	N/A	N/A	37.218	AV
2			5350.000	50.868	13.582	-3.132	54.000	37.286	AV

Note: Measure Level (dBμV/m) = Reading Level (dBμV) + Factor (dB)

Factor (dB) = Cable Loss (dB) + Antenna Factor (dB/m)

Site: AC1	Time: 2017/04/01 - 10:54
Limit: FCC_Part15.209_RE(3m)	Engineer: Will Yan
Probe: BBHA9120D_1-18GHz	Polarity: Vertical
EUT: Wi-Fi Extender	Power: AC 120V/60Hz
Test Mode: Transmit by 802.11n-HT20 at Channel 5320MHz Ant 0	

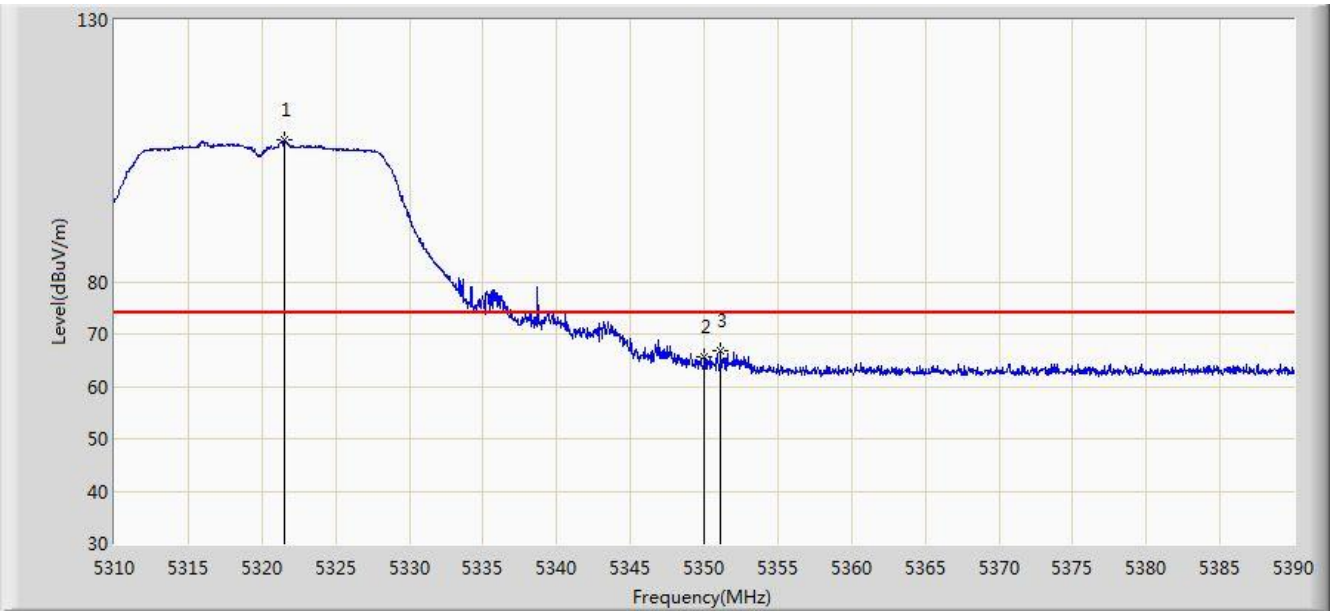

No	Flag	Mark	Frequency (MHz)	Measure Level (dBuV/m)	Reading Level (dBuV)	Over Limit (dB)	Limit (dBuV/m)	Factor (dB)	Type
1		*	5321.480	107.021	69.805	N/A	N/A	37.216	PK
2			5350.000	65.567	28.281	-8.433	74.000	37.286	PK
3			5351.120	66.919	29.629	-7.081	74.000	37.290	PK

Note: Measure Level (dBμV/m) = Reading Level (dBμV) + Factor (dB)

Factor (dB) = Cable Loss (dB) + Antenna Factor (dB/m)

Site: AC1	Time: 2017/04/01 - 10:55
Limit: FCC_Part15.209_RE(3m)	Engineer: Will Yan
Probe: BBHA9120D_1-18GHz	Polarity: Vertical
EUT: Wi-Fi Extender	Power: AC 120V/60Hz
Test Mode: Transmit by 802.11n-HT20 at Channel 5320MHz Ant 0	

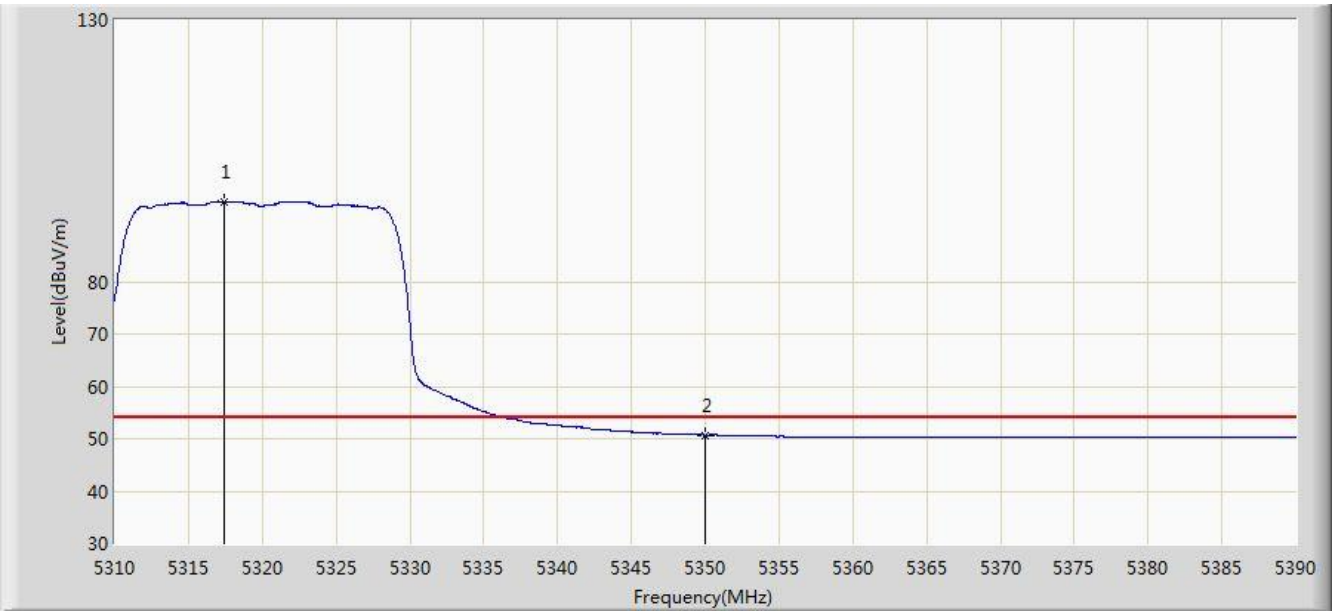

No	Flag	Mark	Frequency (MHz)	Measure Level (dBuV/m)	Reading Level (dBuV)	Over Limit (dB)	Limit (dBuV/m)	Factor (dB)	Type
1		*	5317.440	95.292	58.083	N/A	N/A	37.209	AV
2			5350.000	50.720	13.434	-3.280	54.000	37.286	AV

Note: Measure Level (dBμV/m) = Reading Level (dBμV) + Factor (dB)

Factor (dB) = Cable Loss (dB) + Antenna Factor (dB/m)

Site: AC1	Time: 2017/04/01 - 10:57
Limit: FCC_Part15.209_RE(3m)	Engineer: Will Yan
Probe: BBHA9120D_1-18GHz	Polarity: Horizontal
EUT: Wi-Fi Extender	Power: AC 120V/60Hz
Test Mode: Transmit by 802.11n-HT20 at Channel 5500MHz Ant 0	

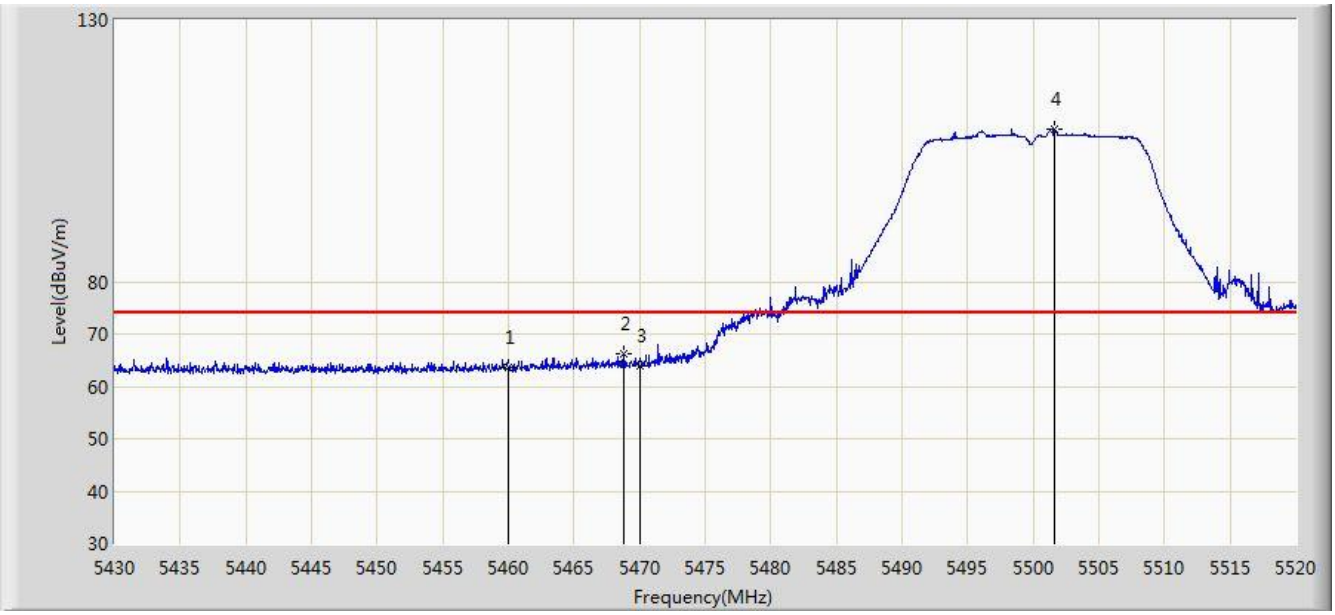

No	Flag	Mark	Frequency (MHz)	Measure Level (dBuV/m)	Reading Level (dBuV)	Over Limit (dB)	Limit (dBuV/m)	Factor (dB)	Type
1			5460.000	63.639	26.076	-10.361	74.000	37.563	PK
2			5468.835	66.277	28.691	-7.723	74.000	37.586	PK
3			5470.000	63.833	26.244	-10.167	74.000	37.588	PK
4		*	5501.595	109.058	71.432	N/A	N/A	37.626	PK

Note: Measure Level (dBμV/m) = Reading Level (dBμV) + Factor (dB)

Factor (dB) = Cable Loss (dB) + Antenna Factor (dB/m)

Site: AC1	Time: 2017/04/01 - 10:59
Limit: FCC_Part15.209_RE(3m)	Engineer: Will Yan
Probe: BBHA9120D_1-18GHz	Polarity: Horizontal
EUT: Wi-Fi Extender	Power: AC 120V/60Hz
Test Mode: Transmit by 802.11n-HT20 at Channel 5500MHz Ant 0	

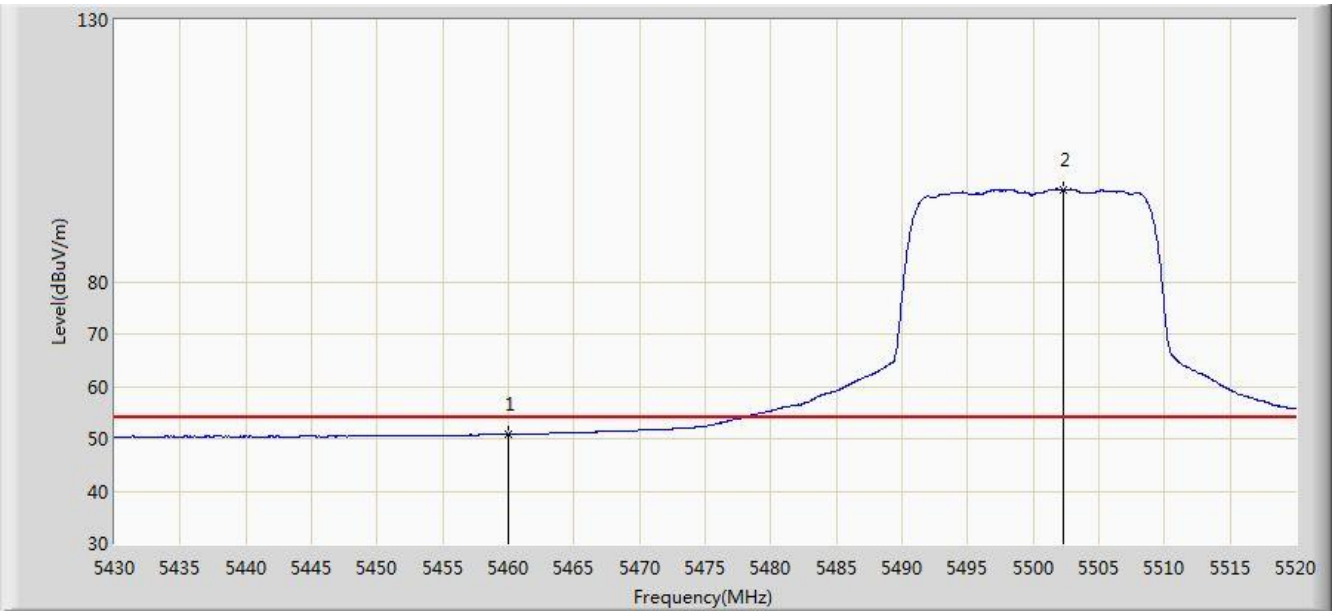

No	Flag	Mark	Frequency (MHz)	Measure Level (dBuV/m)	Reading Level (dBuV)	Over Limit (dB)	Limit (dBuV/m)	Factor (dB)	Type
1			5460.000	50.872	13.309	-3.128	54.000	37.563	AV
2		*	5502.315	97.650	60.023	N/A	N/A	37.627	AV

Note: Measure Level (dBμV/m) = Reading Level (dBμV) + Factor (dB)

Factor (dB) = Cable Loss (dB) + Antenna Factor (dB/m)

Site: AC1	Time: 2017/04/01 - 11:00
Limit: FCC_Part15.209_RE(3m)	Engineer: Will Yan
Probe: BBHA9120D_1-18GHz	Polarity: Vertical
EUT: Wi-Fi Extender	Power: AC 120V/60Hz
Test Mode: Transmit by 802.11n-HT20 at Channel 5500MHz Ant 0	

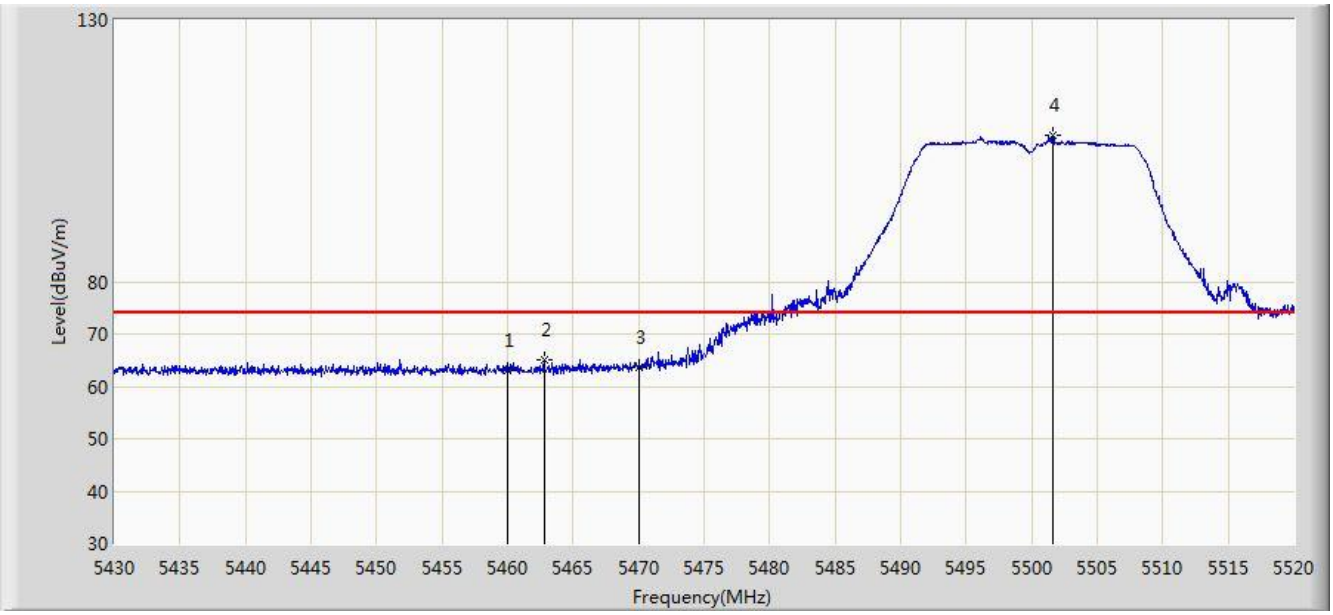

No	Flag	Mark	Frequency (MHz)	Measure Level (dBuV/m)	Reading Level (dBuV)	Over Limit (dB)	Limit (dBuV/m)	Factor (dB)	Type
1			5460.000	63.067	25.504	-10.933	74.000	37.563	PK
2			5462.805	65.026	27.456	-8.974	74.000	37.570	PK
3			5470.000	63.554	25.965	-10.446	74.000	37.588	PK
4		*	5501.595	107.847	70.221	N/A	N/A	37.626	PK

Note: Measure Level (dBμV/m) = Reading Level (dBμV) + Factor (dB)

Factor (dB) = Cable Loss (dB) + Antenna Factor (dB/m)

Site: AC1	Time: 2017/04/01 - 11:01
Limit: FCC_Part15.209_RE(3m)	Engineer: Will Yan
Probe: BBHA9120D_1-18GHz	Polarity: Vertical
EUT: Wi-Fi Extender	Power: AC 120V/60Hz
Test Mode: Transmit by 802.11n-HT20 at Channel 5500MHz Ant 0	

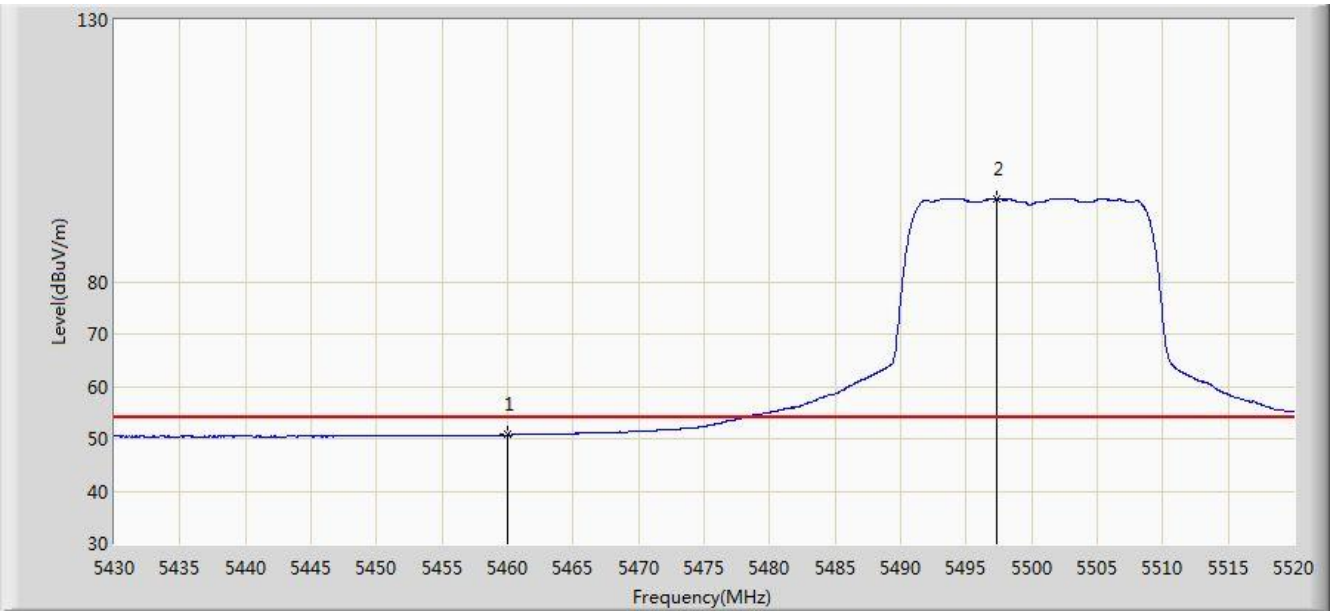

No	Flag	Mark	Frequency (MHz)	Measure Level (dBuV/m)	Reading Level (dBuV)	Over Limit (dB)	Limit (dBuV/m)	Factor (dB)	Type
1			5460.000	50.749	13.186	-3.251	54.000	37.563	AV
2		*	5497.275	95.767	58.146	N/A	N/A	37.622	AV

Note: Measure Level (dBµV/m) = Reading Level (dBµV) + Factor (dB)

Factor (dB) = Cable Loss (dB) + Antenna Factor (dB/m)

Site: AC1	Time: 2017/04/01 - 11:10
Limit: FCC_Part15.209_RE(3m)	Engineer: Will Yan
Probe: BBHA9120D_1-18GHz	Polarity: Horizontal
EUT: Wi-Fi Extender	Power: AC 120V/60Hz
Test Mode: Transmit by 802.11n-HT20 at Channel 5700MHz Ant 0	

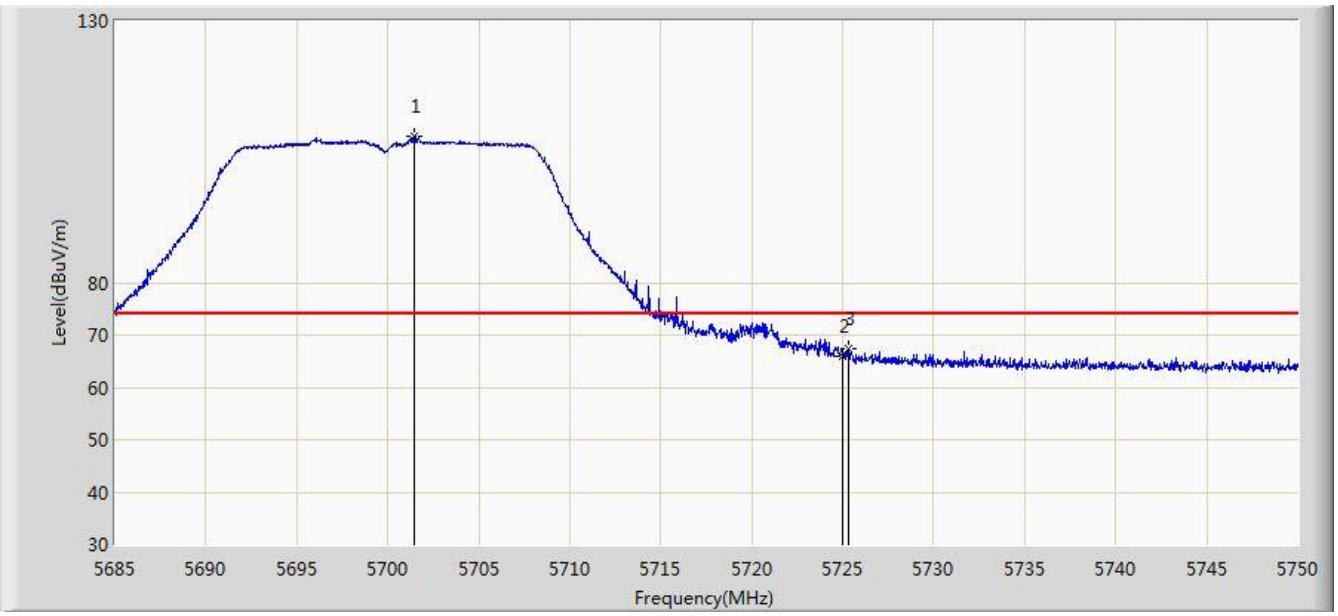

No	Flag	Mark	Frequency (MHz)	Measure Level (dBuV/m)	Reading Level (dBuV)	Over Limit (dB)	Limit (dBuV/m)	Factor (dB)	Type
1		*	5701.445	107.987	70.091	N/A	N/A	37.895	PK
2			5725.000	66.062	28.072	-7.938	74.000	37.990	PK
3			5725.300	67.439	29.448	-6.561	74.000	37.991	PK

Note: Measure Level (dBμV/m) = Reading Level (dBμV) + Factor (dB)

Factor (dB) = Cable Loss (dB) + Antenna Factor (dB/m)

Site: AC1	Time: 2017/04/01 - 11:07
Limit: FCC_Part15.209_RE(3m)	Engineer: Will Yan
Probe: BBHA9120D_1-18GHz	Polarity: Horizontal
EUT: Wi-Fi Extender	Power: AC 120V/60Hz
Test Mode: Transmit by 802.11n-HT20 at Channel 5700MHz Ant 0	

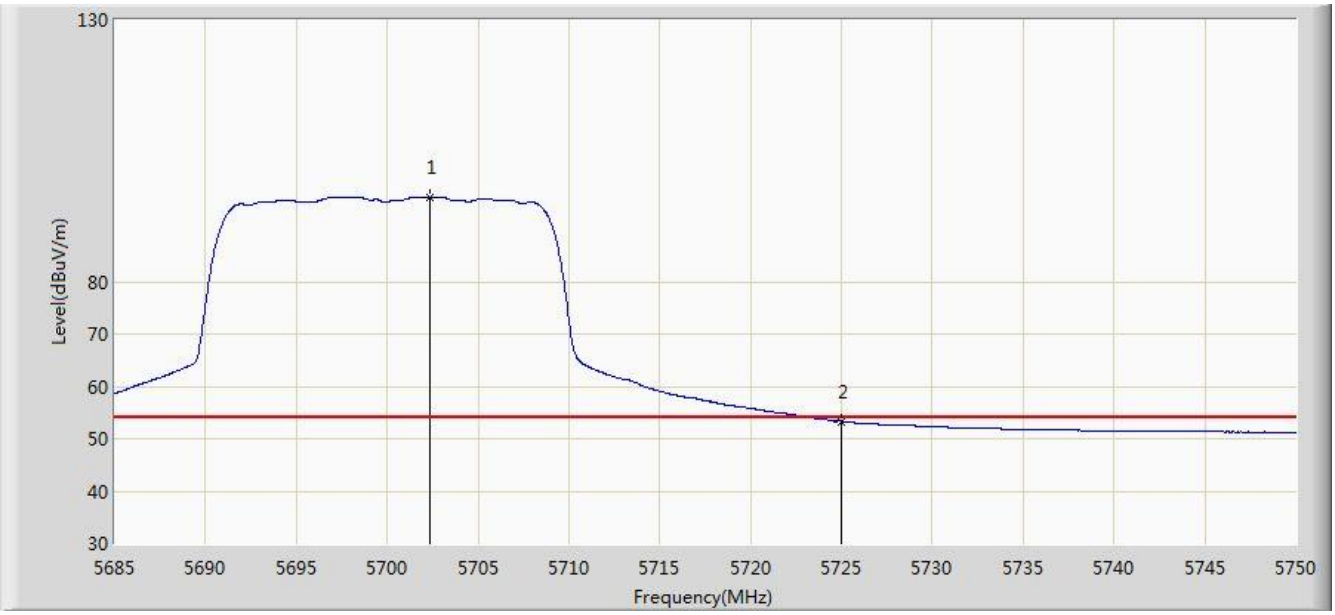

No	Flag	Mark	Frequency (MHz)	Measure Level (dBuV/m)	Reading Level (dBuV)	Over Limit (dB)	Limit (dBuV/m)	Factor (dB)	Type
1		*	5702.355	96.130	58.232	N/A	N/A	37.898	AV
2			5725.000	53.326	15.336	-0.674	54.000	37.990	AV

Note: Measure Level (dBμV/m) = Reading Level (dBμV) + Factor (dB)

Factor (dB) = Cable Loss (dB) + Antenna Factor (dB/m)

Site: AC1	Time: 2017/04/01 - 11:11
Limit: FCC_Part15.209_RE(3m)	Engineer: Will Yan
Probe: BBHA9120D_1-18GHz	Polarity: Vertical
EUT: Wi-Fi Extender	Power: AC 120V/60Hz
Test Mode: Transmit by 802.11n-HT20 at Channel 5700MHz Ant 0	

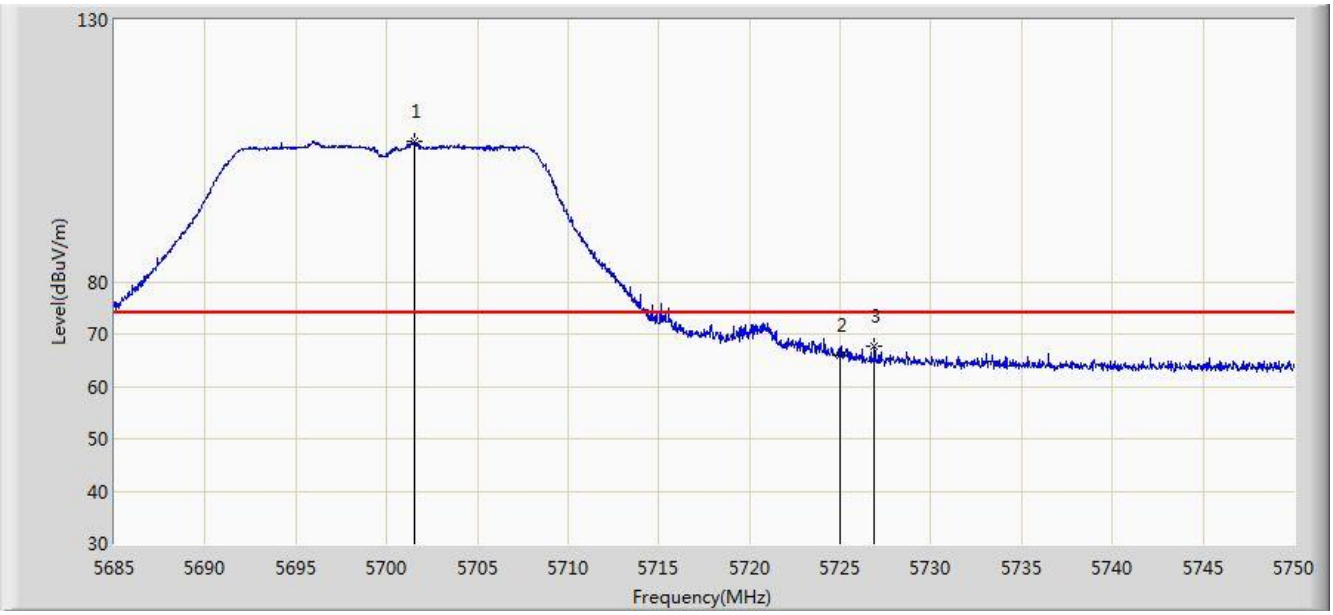

No	Flag	Mark	Frequency (MHz)	Measure Level (dBuV/m)	Reading Level (dBuV)	Over Limit (dB)	Limit (dBuV/m)	Factor (dB)	Type
1		*	5701.510	106.935	69.039	N/A	N/A	37.895	PK
2			5725.000	65.969	27.979	-8.031	74.000	37.990	PK
3			5726.893	67.608	29.611	-6.392	74.000	37.997	PK

Note: Measure Level (dBμV/m) = Reading Level (dBμV) + Factor (dB)

Factor (dB) = Cable Loss (dB) + Antenna Factor (dB/m)

Site: AC1	Time: 2017/04/01 - 11:13
Limit: FCC_Part15.209_RE(3m)	Engineer: Will Yan
Probe: BBHA9120D_1-18GHz	Polarity: Vertical
EUT: Wi-Fi Extender	Power: AC 120V/60Hz
Test Mode: Transmit by 802.11n-HT20 at Channel 5700MHz Ant 0	

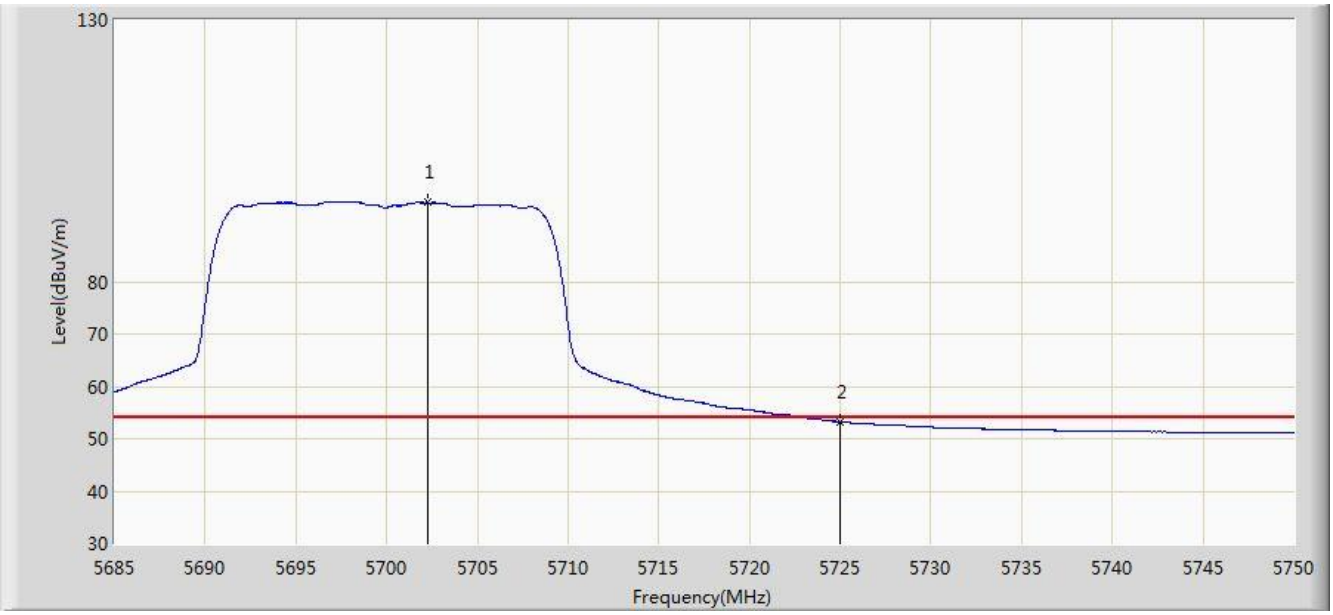

No	Flag	Mark	Frequency (MHz)	Measure Level (dBuV/m)	Reading Level (dBuV)	Over Limit (dB)	Limit (dBuV/m)	Factor (dB)	Type
1		*	5702.290	95.124	57.226	N/A	N/A	37.898	AV
2			5725.000	53.268	15.278	-0.732	54.000	37.990	AV

Note: Measure Level (dBμV/m) = Reading Level (dBμV) + Factor (dB)

Factor (dB) = Cable Loss (dB) + Antenna Factor (dB/m)

Site: AC1	Time: 2017/03/27 - 18:22
Limit: FCC_Part15.407_RE(3m)_Bandedge	Engineer: Will Yan
Probe: BBHA9120D_1-18GHz	Polarity: Horizontal
EUT: Wi-Fi Extender	Power: AC 120V/60Hz
Test Mode: Transmit by 802.11n-HT20 at Channel 5745MHz Ant 0	

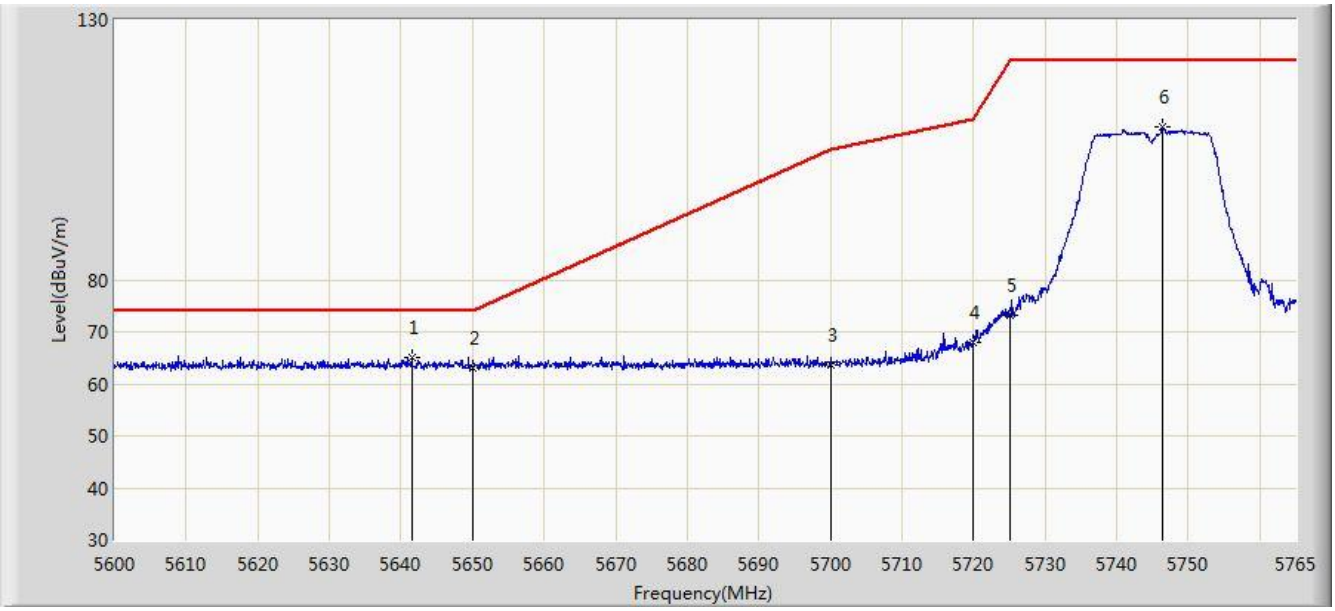

No	Flag	Mark	Frequency (MHz)	Measure Level (dBuV/m)	Reading Level (dBuV)	Over Limit (dB)	Limit (dBuV/m)	Factor (dB)	Type
1		*	5641.580	65.028	27.243	-8.972	74.000	37.786	PK
2			5650.000	63.022	25.235	-10.978	74.000	37.787	PK
3			5700.000	63.740	25.848	-41.460	105.200	37.892	PK
4			5720.000	68.090	30.121	-42.710	110.800	37.970	PK
5			5725.000	73.106	35.116	-49.094	122.200	37.990	PK
6			5746.355	109.547	71.469	N/A	N/A	38.079	PK

Note: Measure Level (dBμV/m) = Reading Level (dBμV) + Factor (dB)

Factor (dB) = Cable Loss (dB) + Antenna Factor (dB/m)

Site: AC1	Time: 2017/03/27 - 18:26
Limit: FCC_Part15.407_RE(3m)_Bandedge	Engineer: Will Yan
Probe: BBHA9120D_1-18GHz	Polarity: Vertical
EUT: Wi-Fi Extender	Power: AC 120V/60Hz
Test Mode: Transmit by 802.11n-HT20 at Channel 5745MHz Ant 0	

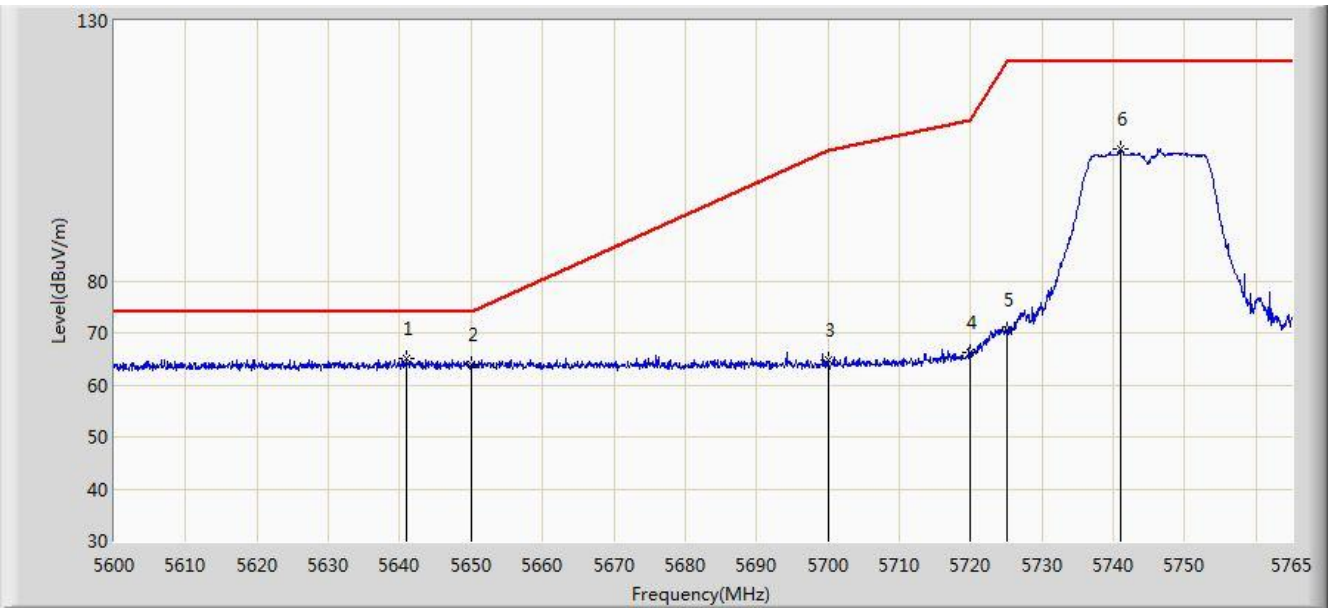

No	Flag	Mark	Frequency (MHz)	Measure Level (dBuV/m)	Reading Level (dBuV)	Over Limit (dB)	Limit (dBuV/m)	Factor (dB)	Type
1		*	5640.920	65.150	27.365	-8.850	74.000	37.785	PK
2			5650.000	63.887	26.100	-10.113	74.000	37.787	PK
3			5700.000	64.693	26.801	-40.507	105.200	37.892	PK
4			5720.000	66.165	28.196	-44.635	110.800	37.970	PK
5			5725.000	70.543	32.553	-51.657	122.200	37.990	PK
6			5741.075	105.291	67.236	N/A	N/A	38.055	PK

Note: Measure Level (dBμV/m) = Reading Level (dBμV) + Factor (dB)

Factor (dB) = Cable Loss (dB) + Antenna Factor (dB/m)

Site: AC1	Time: 2017/03/27 - 18:30
Limit: FCC_Part15.407_RE(3m)_Bandedge	Engineer: Will Yan
Probe: BBHA9120D_1-18GHz	Polarity: Horizontal
EUT: Wi-Fi Extender	Power: AC 120V/60Hz
Test Mode: Transmit by 802.11n-HT20 at Channel 5825MHz Ant 0	

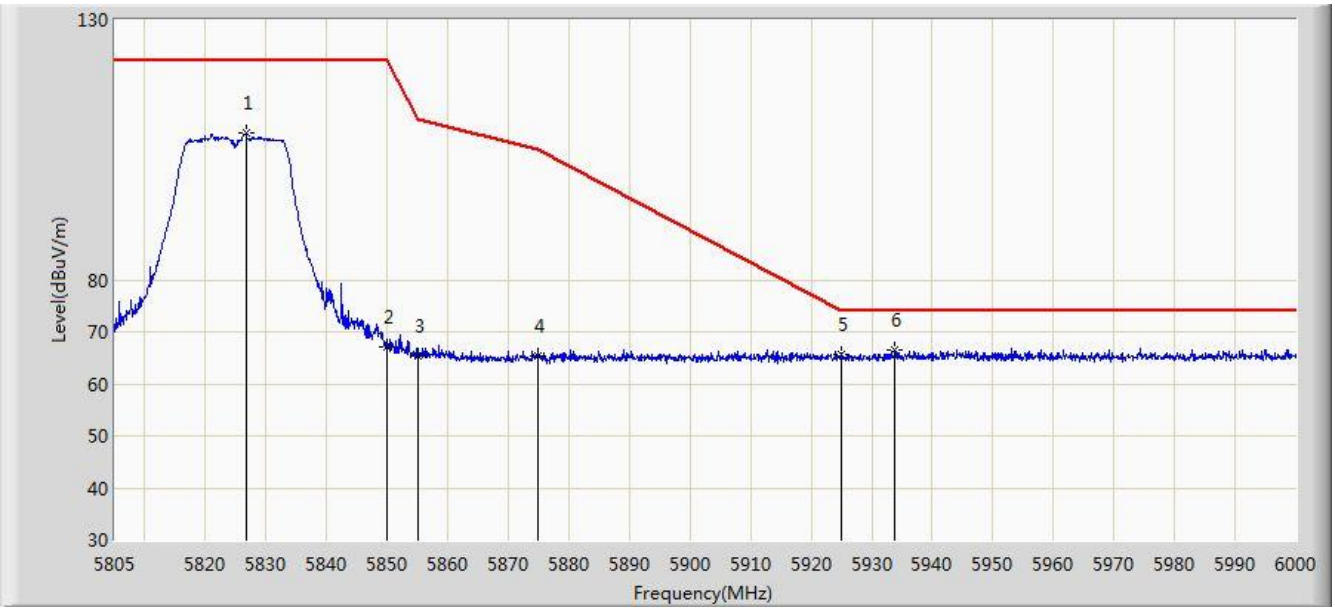

No	Flag	Mark	Frequency (MHz)	Measure Level (dBuV/m)	Reading Level (dBuV)	Over Limit (dB)	Limit (dBuV/m)	Factor (dB)	Type
1			5826.645	108.150	69.788	N/A	N/A	38.362	PK
2			5850.000	67.088	28.635	-55.112	122.200	38.454	PK
3			5855.000	65.479	27.014	-45.321	110.800	38.465	PK
4			5875.000	65.247	26.750	-39.953	105.200	38.497	PK
5			5925.000	65.629	27.096	-8.371	74.000	38.533	PK
6		*	5933.895	66.399	27.872	-7.601	74.000	38.527	PK

Note: Measure Level (dBμV/m) = Reading Level (dBμV) + Factor (dB)

Factor (dB) = Cable Loss (dB) + Antenna Factor (dB/m)

Site: AC1	Time: 2017/03/27 - 18:32
Limit: FCC_Part15.407_RE(3m)_Bandedge	Engineer: Will Yan
Probe: BBHA9120D_1-18GHz	Polarity: Vertical
EUT: Wi-Fi Extender	Power: AC 120V/60Hz
Test Mode: Transmit by 802.11n-HT20 at Channel 5825MHz Ant 0	

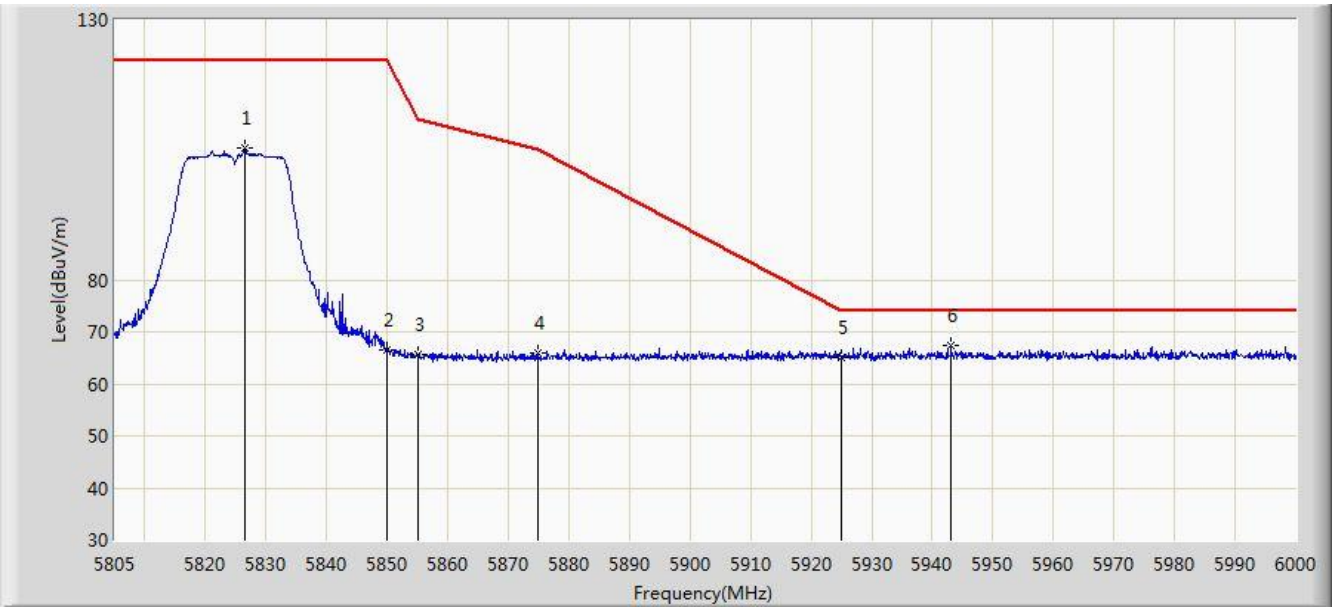

No	Flag	Mark	Frequency (MHz)	Measure Level (dBuV/m)	Reading Level (dBuV)	Over Limit (dB)	Limit (dBuV/m)	Factor (dB)	Type
1			5826.547	105.267	66.905	N/A	N/A	38.362	PK
2			5850.000	66.551	28.098	-55.649	122.200	38.454	PK
3			5855.000	65.581	27.116	-45.219	110.800	38.465	PK
4			5875.000	65.838	27.341	-39.362	105.200	38.497	PK
5			5925.000	64.978	26.445	-9.022	74.000	38.533	PK
6		*	5943.060	67.455	28.946	-6.545	74.000	38.509	PK

Note: Measure Level (dBμV/m) = Reading Level (dBμV) + Factor (dB)

Factor (dB) = Cable Loss (dB) + Antenna Factor (dB/m)

Site: AC1	Time: 2017/03/27 - 18:36
Limit: FCC_Part15.209_RE(3m)	Engineer: Will Yan
Probe: BBHA9120D_1-18GHz	Polarity: Horizontal
EUT: Wi-Fi Extender	Power: AC 120V/60Hz
Test Mode: Transmit by 802.11n-HT40 at Channel 5190MHz Ant 0	

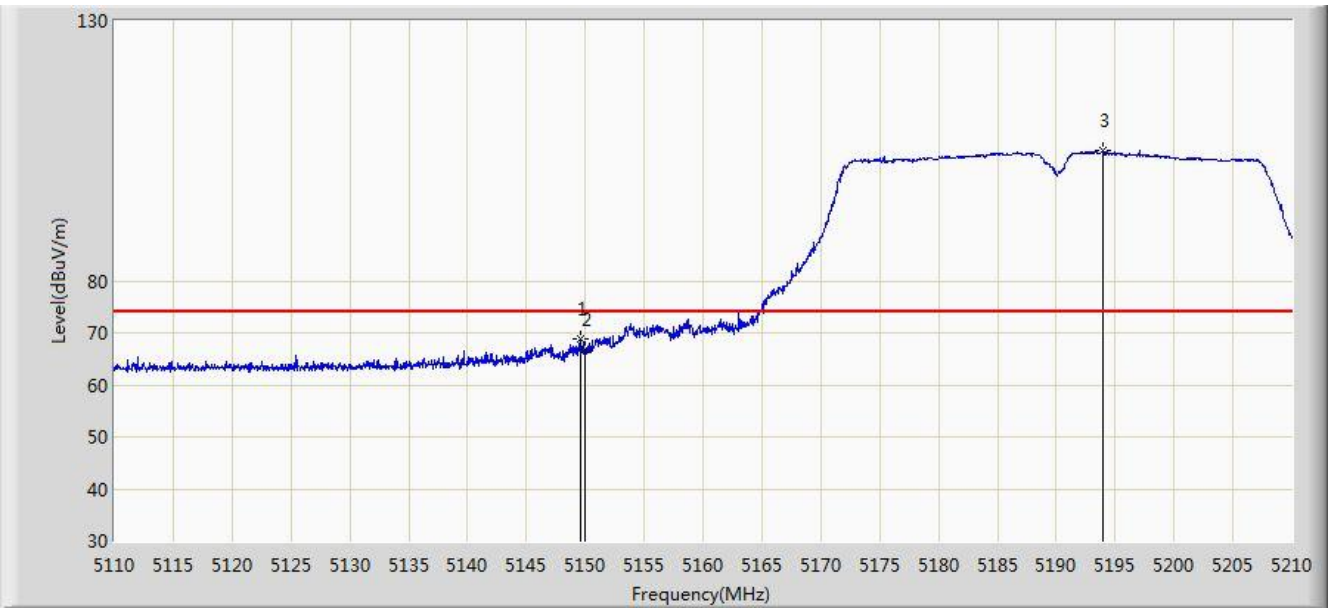

No	Flag	Mark	Frequency (MHz)	Measure Level (dBuV/m)	Reading Level (dBuV)	Over Limit (dB)	Limit (dBuV/m)	Factor (dB)	Type
1			5149.550	68.897	31.445	-5.103	74.000	37.453	PK
2			5150.000	66.766	29.314	-7.234	74.000	37.452	PK
3		*	5193.900	105.117	67.777	N/A	N/A	37.339	PK

Note: Measure Level (dBμV/m) = Reading Level (dBμV) + Factor (dB)

Factor (dB) = Cable Loss (dB) + Antenna Factor (dB/m)

Site: AC1	Time: 2017/03/27 - 18:39
Limit: FCC_Part15.209_RE(3m)	Engineer: Will Yan
Probe: BBHA9120D_1-18GHz	Polarity: Horizontal
EUT: Wi-Fi Extender	Power: AC 120V/60Hz
Test Mode: Transmit by 802.11n-HT40 at Channel 5190MHz Ant 0	

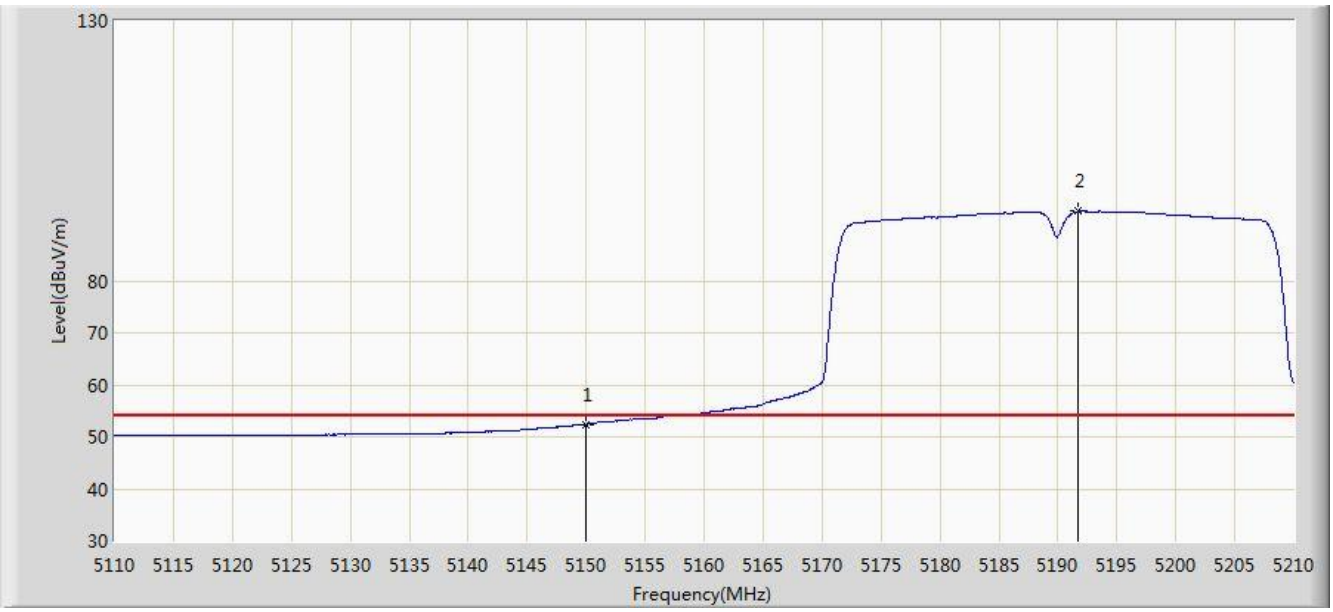

No	Flag	Mark	Frequency (MHz)	Measure Level (dBuV/m)	Reading Level (dBuV)	Over Limit (dB)	Limit (dBuV/m)	Factor (dB)	Type
1			5150.000	52.454	15.002	-1.546	54.000	37.452	AV
2		*	5191.700	93.348	56.003	N/A	N/A	37.345	AV

Note: Measure Level (dBμV/m) = Reading Level (dBμV) + Factor (dB)

Factor (dB) = Cable Loss (dB) + Antenna Factor (dB/m)

Site: AC1	Time: 2017/03/27 - 18:41
Limit: FCC_Part15.209_RE(3m)	Engineer: Will Yan
Probe: BBHA9120D_1-18GHz	Polarity: Vertical
EUT: Wi-Fi Extender	Power: AC 120V/60Hz
Test Mode: Transmit by 802.11n-HT40 at Channel 5190MHz Ant 0	

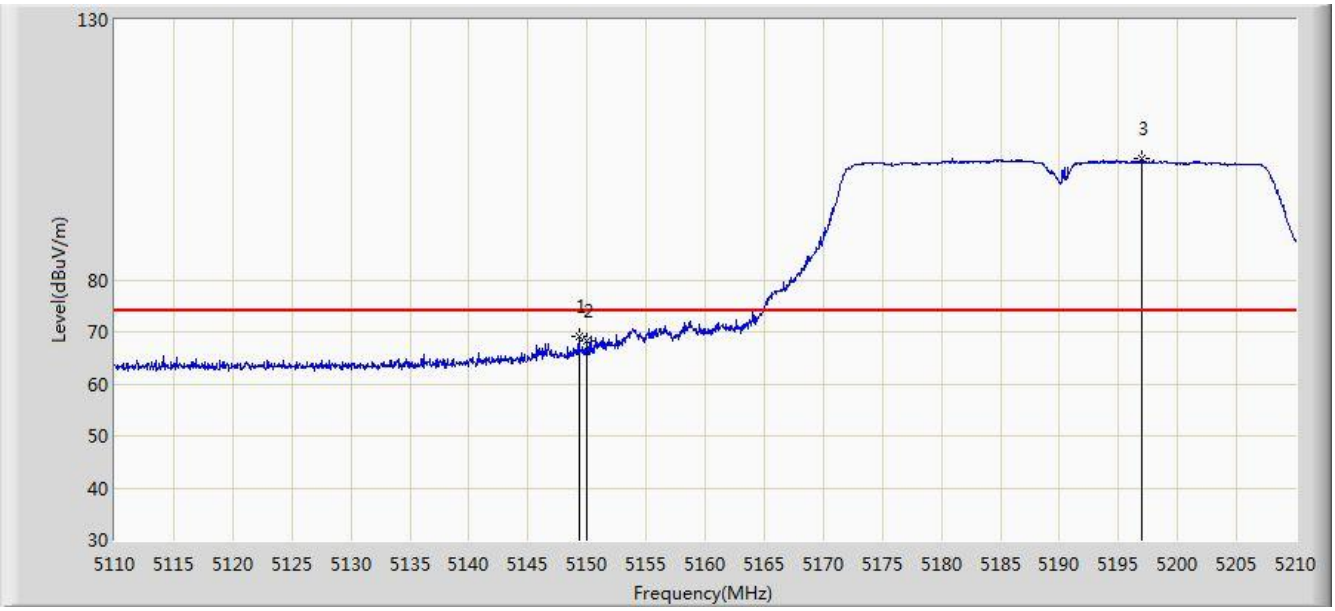

No	Flag	Mark	Frequency (MHz)	Measure Level (dBuV/m)	Reading Level (dBuV)	Over Limit (dB)	Limit (dBuV/m)	Factor (dB)	Type
1			5149.300	69.104	31.651	-4.896	74.000	37.453	PK
2			5150.000	68.291	30.839	-5.709	74.000	37.452	PK
3		*	5196.950	103.422	66.089	N/A	N/A	37.332	PK

Note: Measure Level (dBμV/m) = Reading Level (dBμV) + Factor (dB)

Factor (dB) = Cable Loss (dB) + Antenna Factor (dB/m)

Site: AC1	Time: 2017/03/27 - 18:44
Limit: FCC_Part15.209_RE(3m)	Engineer: Will Yan
Probe: BBHA9120D_1-18GHz	Polarity: Vertical
EUT: Wi-Fi Extender	Power: AC 120V/60Hz
Test Mode: Transmit by 802.11n-HT40 at Channel 5190MHz Ant 0	

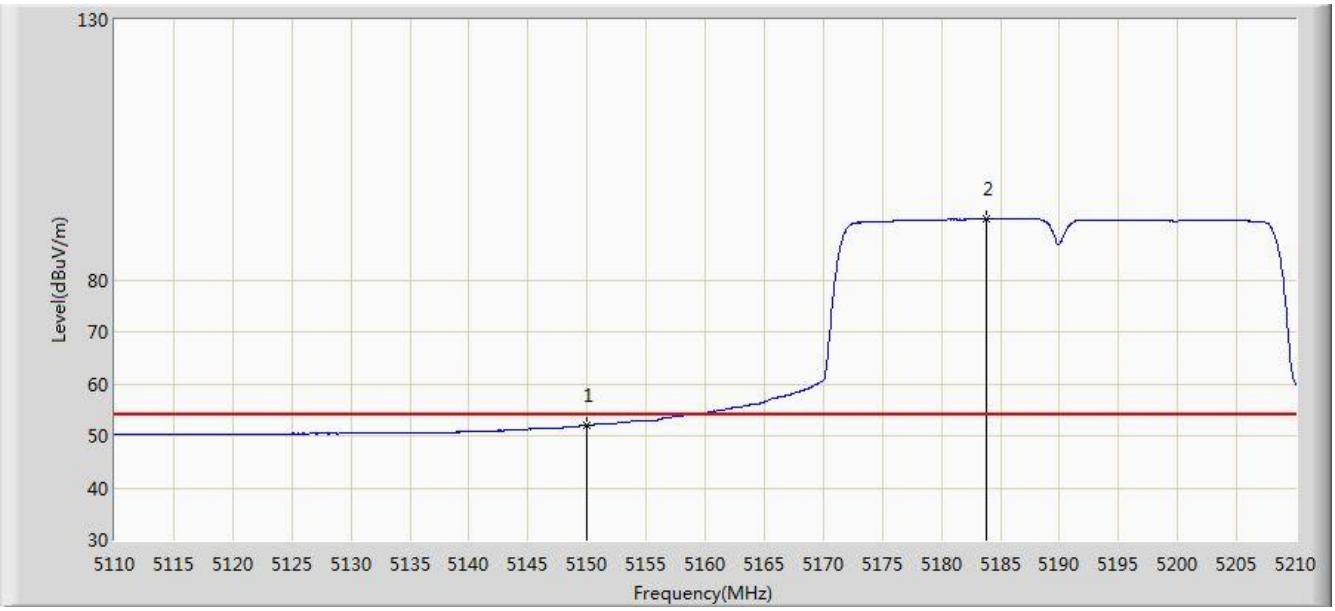

No	Flag	Mark	Frequency (MHz)	Measure Level (dBuV/m)	Reading Level (dBuV)	Over Limit (dB)	Limit (dBuV/m)	Factor (dB)	Type
1			5150.000	52.023	14.571	-1.977	54.000	37.452	AV
2		*	5183.750	91.738	54.373	N/A	N/A	37.365	AV

Note: Measure Level (dBμV/m) = Reading Level (dBμV) + Factor (dB)

Factor (dB) = Cable Loss (dB) + Antenna Factor (dB/m)

Site: AC1	Time: 2017/04/01 - 11:15
Limit: FCC_Part15.209_RE(3m)	Engineer: Will Yan
Probe: BBHA9120D_1-18GHz	Polarity: Horizontal
EUT: Wi-Fi Extender	Power: AC 120V/60Hz
Test Mode: Transmit by 802.11n-HT40 at Channel 5310MHz Ant 0	

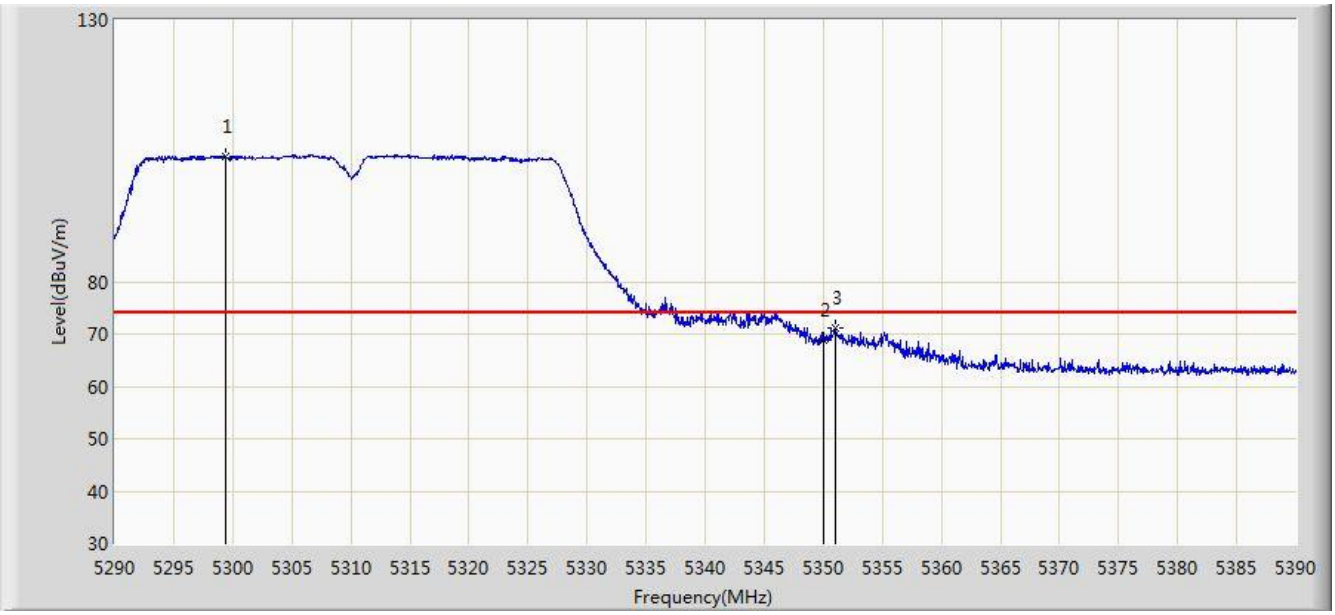

No	Flag	Mark	Frequency (MHz)	Measure Level (dBuV/m)	Reading Level (dBuV)	Over Limit (dB)	Limit (dBuV/m)	Factor (dB)	Type
1		*	5299.350	103.818	66.633	N/A	N/A	37.185	PK
2			5350.000	68.877	31.591	-5.123	74.000	37.286	PK
3			5351.050	71.065	33.775	-2.935	74.000	37.290	PK

Note: Measure Level (dBμV/m) = Reading Level (dBμV) + Factor (dB)

Factor (dB) = Cable Loss (dB) + Antenna Factor (dB/m)

Site: AC1	Time: 2017/04/01 - 11:17
Limit: FCC_Part15.209_RE(3m)	Engineer: Will Yan
Probe: BBHA9120D_1-18GHz	Polarity: Horizontal
EUT: Wi-Fi Extender	Power: AC 120V/60Hz
Test Mode: Transmit by 802.11n-HT40 at Channel 5310MHz Ant 0	

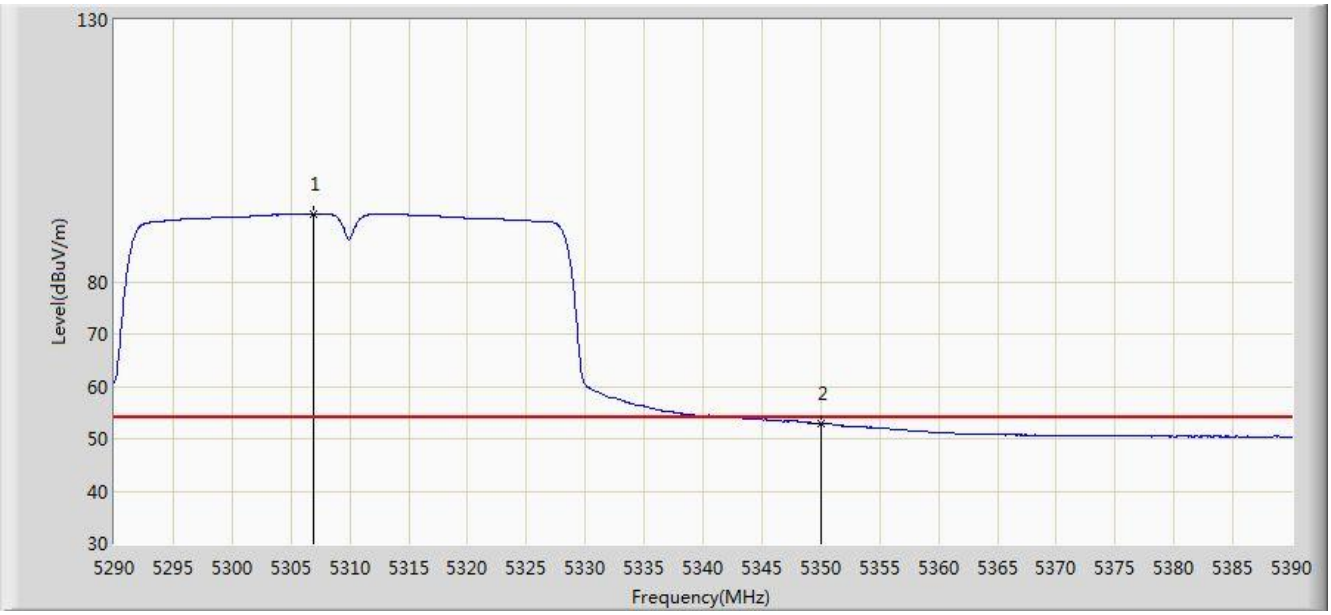

No	Flag	Mark	Frequency (MHz)	Measure Level (dBuV/m)	Reading Level (dBuV)	Over Limit (dB)	Limit (dBuV/m)	Factor (dB)	Type
1		*	5306.900	92.891	55.697	N/A	N/A	37.194	AV
2			5350.000	52.839	15.553	-1.161	54.000	37.286	AV

Note: Measure Level (dBμV/m) = Reading Level (dBμV) + Factor (dB)

Factor (dB) = Cable Loss (dB) + Antenna Factor (dB/m)

Site: AC1	Time: 2017/04/01 - 11:18
Limit: FCC_Part15.209_RE(3m)	Engineer: Will Yan
Probe: BBHA9120D_1-18GHz	Polarity: Vertical
EUT: Wi-Fi Extender	Power: AC 120V/60Hz
Test Mode: Transmit by 802.11n-HT40 at Channel 5310MHz Ant 0	

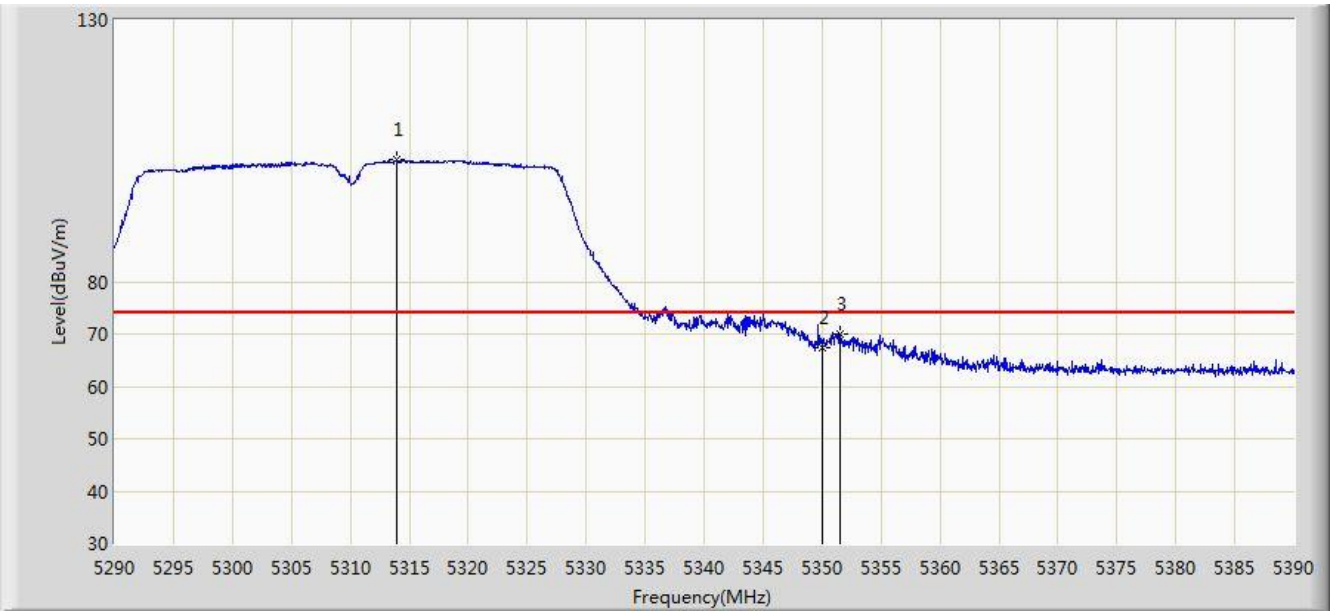

No	Flag	Mark	Frequency (MHz)	Measure Level (dBuV/m)	Reading Level (dBuV)	Over Limit (dB)	Limit (dBuV/m)	Factor (dB)	Type
1		*	5313.950	103.239	66.036	N/A	N/A	37.203	PK
2			5350.000	67.472	30.186	-6.528	74.000	37.286	PK
3			5351.550	69.989	32.698	-4.011	74.000	37.291	PK

Note: Measure Level (dBμV/m) = Reading Level (dBμV) + Factor (dB)

Factor (dB) = Cable Loss (dB) + Antenna Factor (dB/m)

Site: AC1	Time: 2017/04/01 - 11:19
Limit: FCC_Part15.209_RE(3m)	Engineer: Will Yan
Probe: BBHA9120D_1-18GHz	Polarity: Vertical
EUT: Wi-Fi Extender	Power: AC 120V/60Hz
Test Mode: Transmit by 802.11n-HT40 at Channel 5310MHz Ant 0	

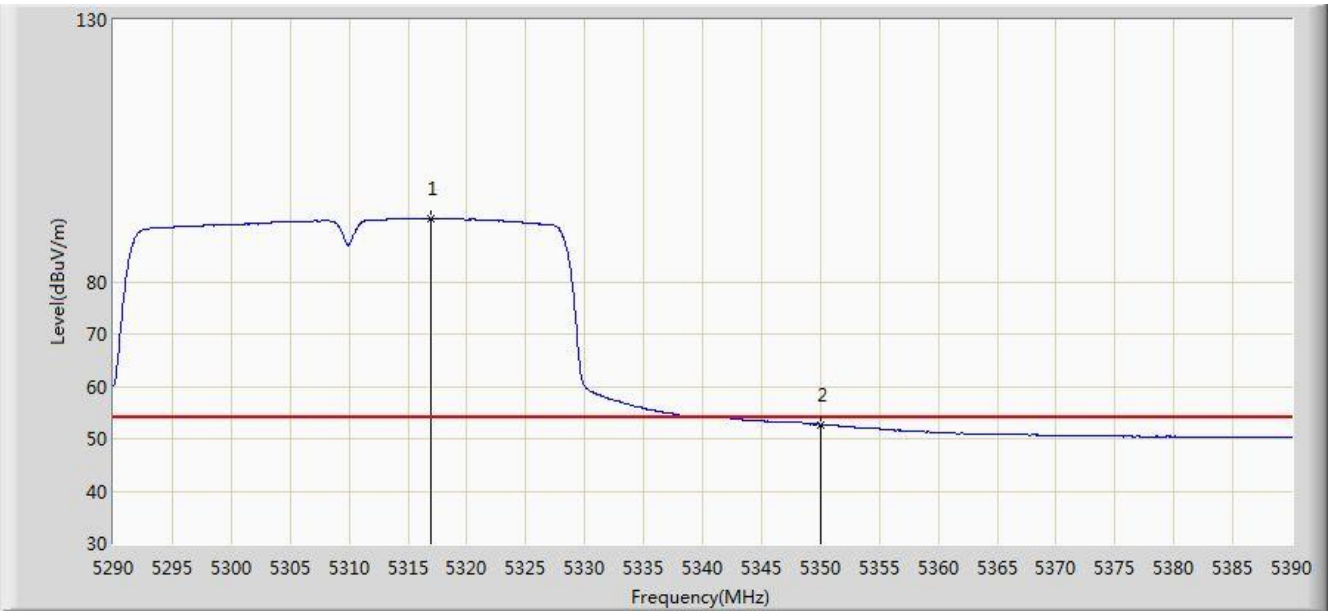

No	Flag	Mark	Frequency (MHz)	Measure Level (dBuV/m)	Reading Level (dBuV)	Over Limit (dB)	Limit (dBuV/m)	Factor (dB)	Type
1		*	5317.000	92.086	54.878	N/A	N/A	37.208	AV
2			5350.000	52.725	15.439	-1.275	54.000	37.286	AV

Note: Measure Level (dBμV/m) = Reading Level (dBμV) + Factor (dB)

Factor (dB) = Cable Loss (dB) + Antenna Factor (dB/m)

Site: AC1	Time: 2017/04/01 - 11:25
Limit: FCC_Part15.209_RE(3m)	Engineer: Will Yan
Probe: BBHA9120D_1-18GHz	Polarity: Horizontal
EUT: Wi-Fi Extender	Power: AC 120V/60Hz
Test Mode: Transmit by 802.11n-HT40 at Channel 5510MHz Ant 0	

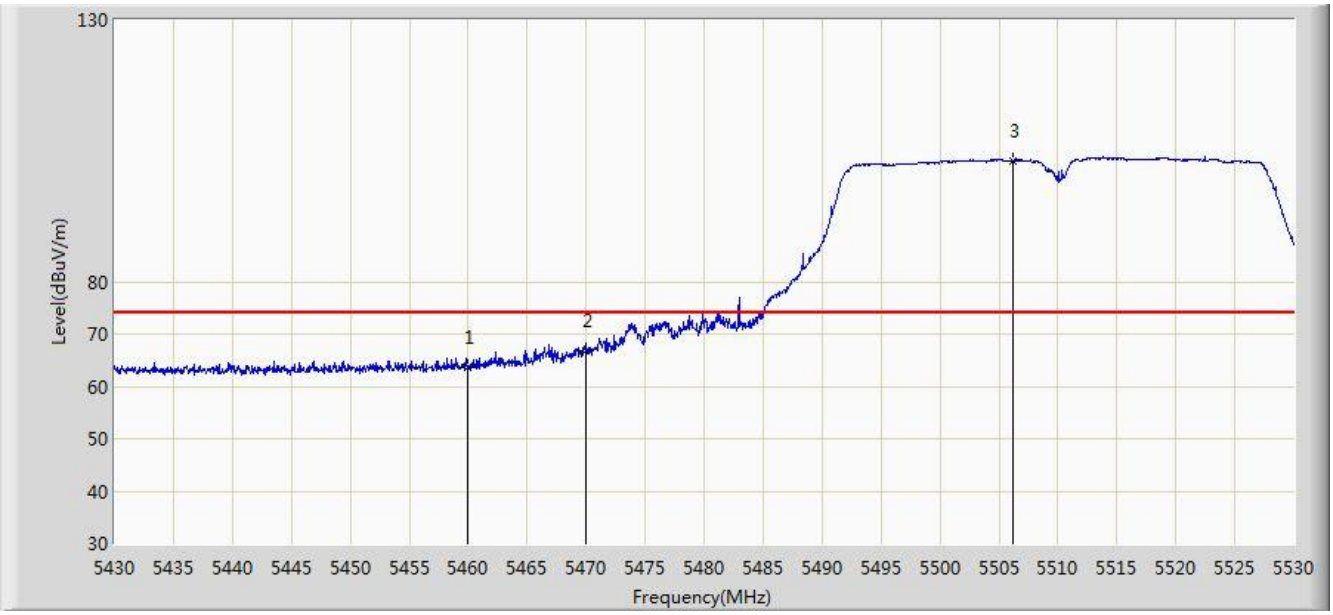

No	Flag	Mark	Frequency (MHz)	Measure Level (dBuV/m)	Reading Level (dBuV)	Over Limit (dB)	Limit (dBuV/m)	Factor (dB)	Type
1			5460.000	63.510	25.947	-10.490	74.000	37.563	PK
2			5470.000	66.867	29.278	-7.133	74.000	37.588	PK
3		*	5506.250	103.155	65.524	N/A	N/A	37.631	PK

Note: Measure Level (dBμV/m) = Reading Level (dBμV) + Factor (dB)

Factor (dB) = Cable Loss (dB) + Antenna Factor (dB/m)

Site: AC1	Time: 2017/04/01 - 11:27
Limit: FCC_Part15.209_RE(3m)	Engineer: Will Yan
Probe: BBHA9120D_1-18GHz	Polarity: Horizontal
EUT: Wi-Fi Extender	Power: AC 120V/60Hz
Test Mode: Transmit by 802.11n-HT40 at Channel 5510MHz Ant 0	

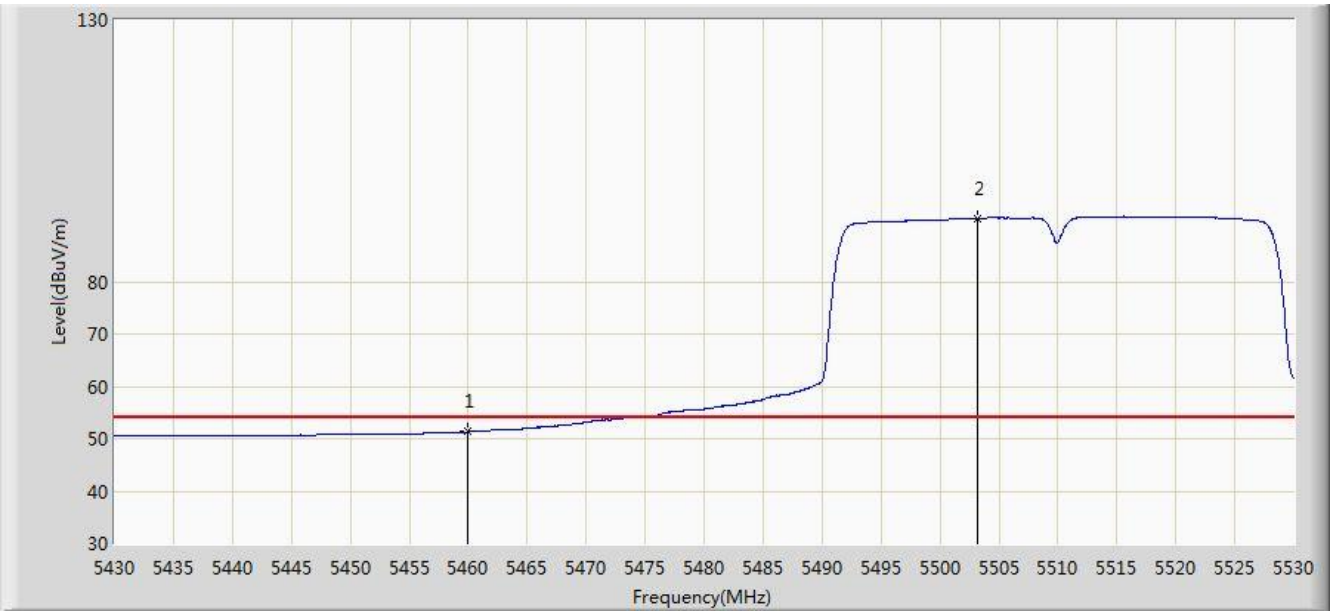

No	Flag	Mark	Frequency (MHz)	Measure Level (dBuV/m)	Reading Level (dBuV)	Over Limit (dB)	Limit (dBuV/m)	Factor (dB)	Type
1			5460.000	51.318	13.755	-2.682	54.000	37.563	AV
2		*	5503.200	92.128	54.500	N/A	N/A	37.628	AV

Note: Measure Level (dBμV/m) = Reading Level (dBμV) + Factor (dB)

Factor (dB) = Cable Loss (dB) + Antenna Factor (dB/m)

Site: AC1	Time: 2017/04/01 - 11:27
Limit: FCC_Part15.209_RE(3m)	Engineer: Will Yan
Probe: BBHA9120D_1-18GHz	Polarity: Vertical
EUT: Wi-Fi Extender	Power: AC 120V/60Hz
Test Mode: Transmit by 802.11n-HT40 at Channel 5510MHz Ant 0	

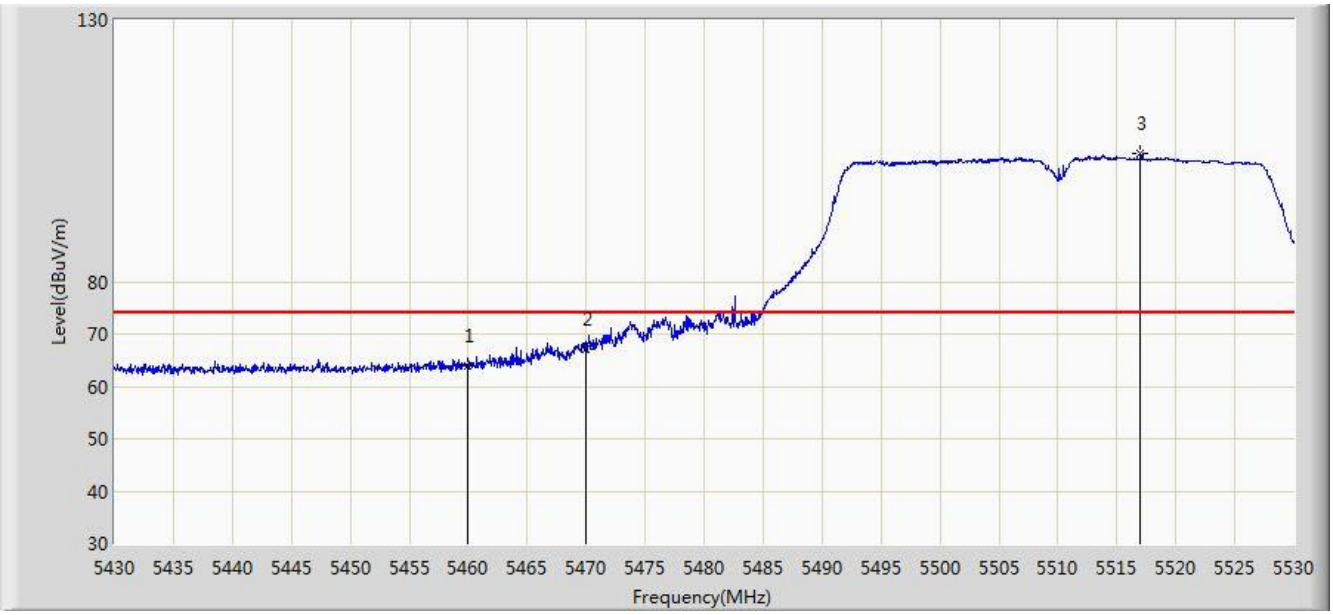

No	Flag	Mark	Frequency (MHz)	Measure Level (dBuV/m)	Reading Level (dBuV)	Over Limit (dB)	Limit (dBuV/m)	Factor (dB)	Type
1			5460.000	63.832	26.269	-10.168	74.000	37.563	PK
2			5470.000	67.093	29.504	-6.907	74.000	37.588	PK
3		*	5517.000	104.430	66.787	N/A	N/A	37.643	PK

Note: Measure Level (dBμV/m) = Reading Level (dBμV) + Factor (dB)

Factor (dB) = Cable Loss (dB) + Antenna Factor (dB/m)

Site: AC1	Time: 2017/04/01 - 11:28
Limit: FCC_Part15.209_RE(3m)	Engineer: Will Yan
Probe: BBHA9120D_1-18GHz	Polarity: Vertical
EUT: Wi-Fi Extender	Power: AC 120V/60Hz
Test Mode: Transmit by 802.11n-HT40 at Channel 5510MHz Ant 0	

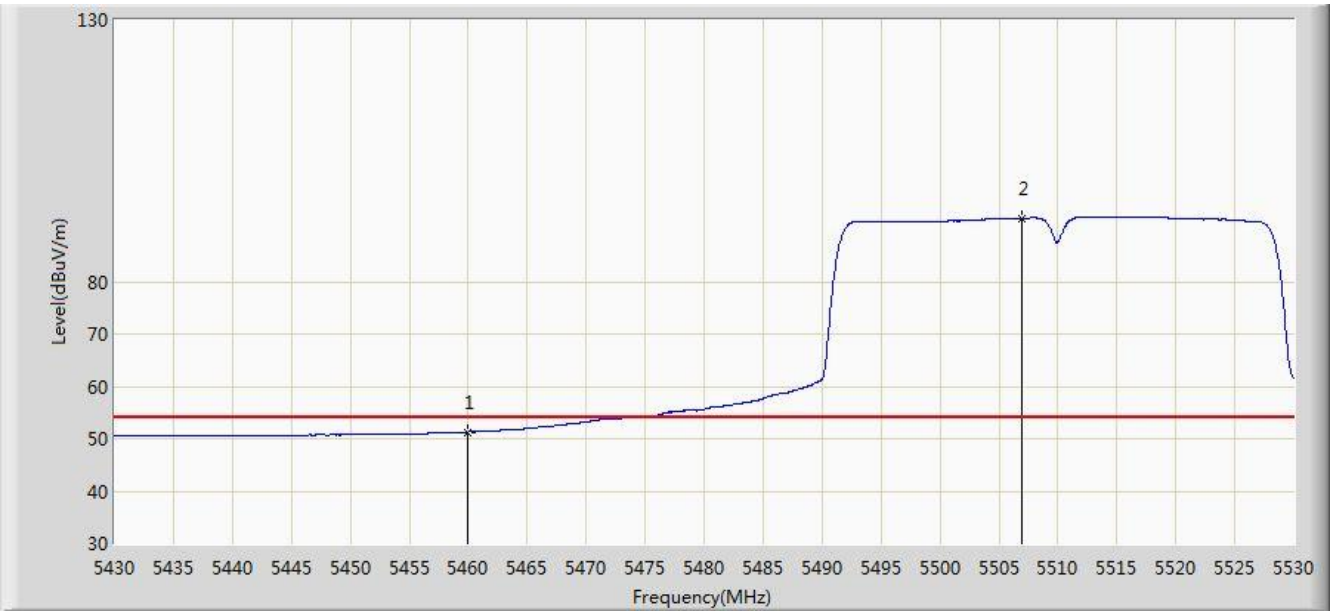

No	Flag	Mark	Frequency (MHz)	Measure Level (dBuV/m)	Reading Level (dBuV)	Over Limit (dB)	Limit (dBuV/m)	Factor (dB)	Type
1			5460.000	51.298	13.735	-2.702	54.000	37.563	AV
2		*	5506.950	92.074	54.442	N/A	N/A	37.632	AV

Note: Measure Level (dBμV/m) = Reading Level (dBμV) + Factor (dB)

Factor (dB) = Cable Loss (dB) + Antenna Factor (dB/m)

Site: AC1	Time: 2017/04/01 - 11:30
Limit: FCC_Part15.209_RE(3m)	Engineer: Will Yan
Probe: BBHA9120D_1-18GHz	Polarity: Horizontal
EUT: Wi-Fi Extender	Power: AC 120V/60Hz
Test Mode: Transmit by 802.11n-HT40 at Channel 5670MHz Ant 0	

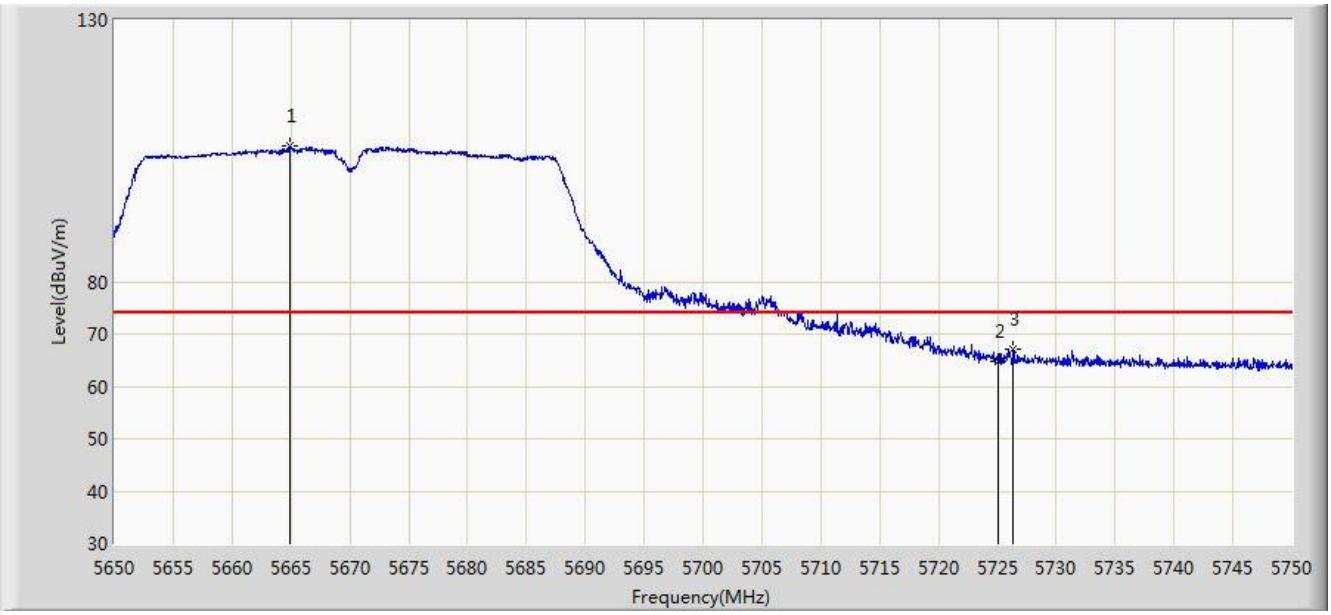

No	Flag	Mark	Frequency (MHz)	Measure Level (dBuV/m)	Reading Level (dBuV)	Over Limit (dB)	Limit (dBuV/m)	Factor (dB)	Type
1		*	5664.950	105.832	68.029	N/A	N/A	37.803	PK
2			5725.000	64.921	26.931	-9.079	74.000	37.990	PK
3			5726.350	67.195	29.200	-6.805	74.000	37.995	PK

Note: Measure Level (dBμV/m) = Reading Level (dBμV) + Factor (dB)

Factor (dB) = Cable Loss (dB) + Antenna Factor (dB/m)

Site: AC1	Time: 2017/04/01 - 11:31
Limit: FCC_Part15.209_RE(3m)	Engineer: Will Yan
Probe: BBHA9120D_1-18GHz	Polarity: Horizontal
EUT: Wi-Fi Extender	Power: AC 120V/60Hz
Test Mode: Transmit by 802.11n-HT40 at Channel 5670MHz Ant 0	

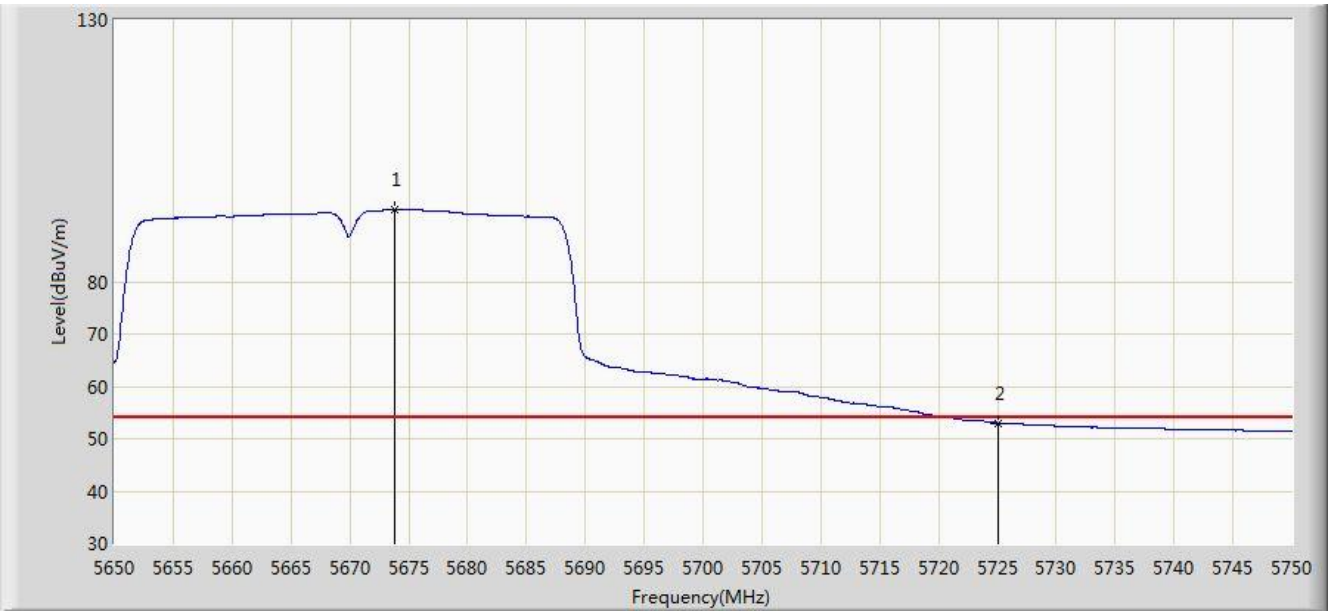

No	Flag	Mark	Frequency (MHz)	Measure Level (dBuV/m)	Reading Level (dBuV)	Over Limit (dB)	Limit (dBuV/m)	Factor (dB)	Type
1		*	5673.750	93.708	55.894	N/A	N/A	37.814	AV
2			5725.000	53.016	15.026	-0.984	54.000	37.990	AV

Note: Measure Level (dBμV/m) = Reading Level (dBμV) + Factor (dB)

Factor (dB) = Cable Loss (dB) + Antenna Factor (dB/m)

Site: AC1	Time: 2017/04/01 - 11:32
Limit: FCC_Part15.209_RE(3m)	Engineer: Will Yan
Probe: BBHA9120D_1-18GHz	Polarity: Vertical
EUT: Wi-Fi Extender	Power: AC 120V/60Hz
Test Mode: Transmit by 802.11n-HT40 at Channel 5670MHz Ant 0	

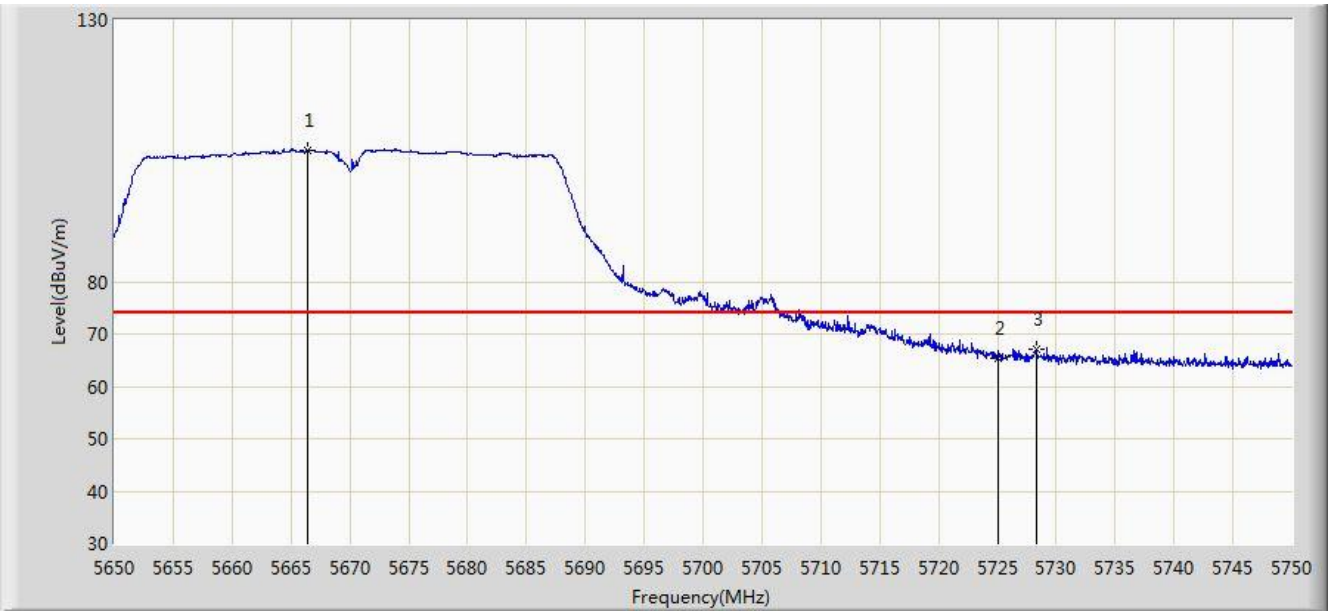

No	Flag	Mark	Frequency (MHz)	Measure Level (dBuV/m)	Reading Level (dBuV)	Over Limit (dB)	Limit (dBuV/m)	Factor (dB)	Type
1		*	5666.450	105.070	67.265	N/A	N/A	37.805	PK
2			5725.000	65.464	27.474	-8.536	74.000	37.990	PK
3			5728.300	67.131	29.128	-6.869	74.000	38.004	PK

Note: Measure Level (dBμV/m) = Reading Level (dBμV) + Factor (dB)

Factor (dB) = Cable Loss (dB) + Antenna Factor (dB/m)

Site: AC1	Time: 2017/04/01 - 11:34
Limit: FCC_Part15.209_RE(3m)	Engineer: Will Yan
Probe: BBHA9120D_1-18GHz	Polarity: Vertical
EUT: Wi-Fi Extender	Power: AC 120V/60Hz
Test Mode: Transmit by 802.11n-HT40 at Channel 5670MHz Ant 0	

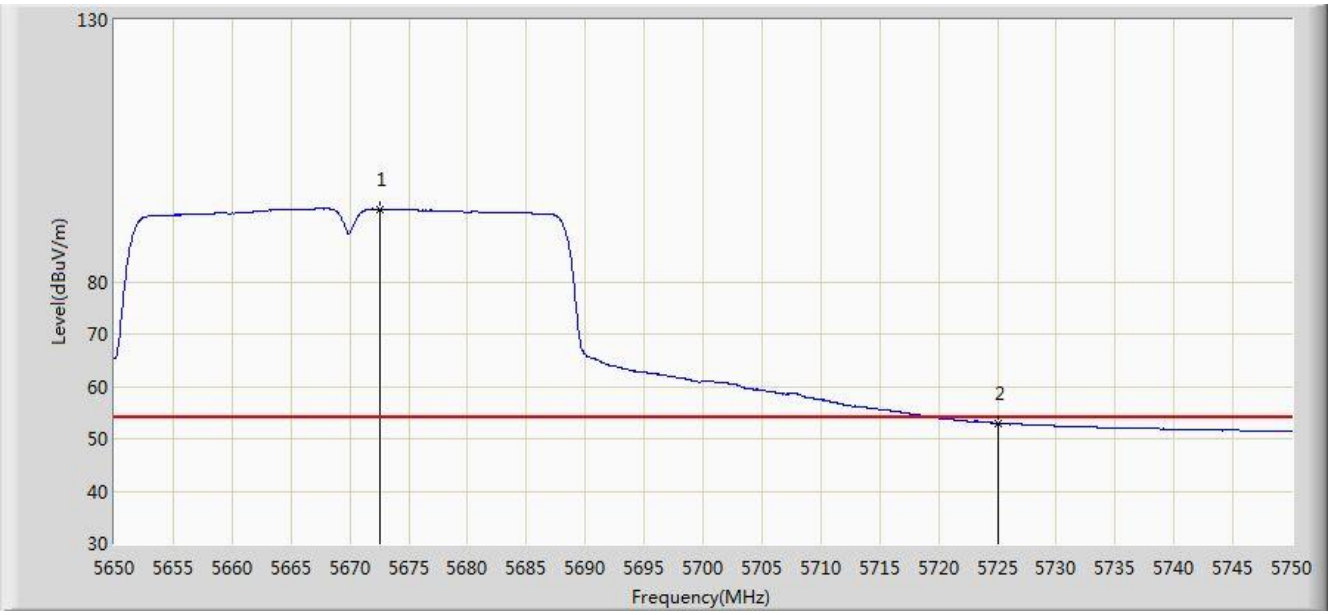

No	Flag	Mark	Frequency (MHz)	Measure Level (dBuV/m)	Reading Level (dBuV)	Over Limit (dB)	Limit (dBuV/m)	Factor (dB)	Type
1		*	5672.600	93.824	56.011	N/A	N/A	37.813	AV
2			5725.000	52.971	14.981	-1.029	54.000	37.990	AV

Note: Measure Level (dBμV/m) = Reading Level (dBμV) + Factor (dB)

Factor (dB) = Cable Loss (dB) + Antenna Factor (dB/m)

Site: AC1	Time: 2017/03/27 - 18:46
Limit: FCC_Part15.407_RE(3m)_Bandedge	Engineer: Will Yan
Probe: BBHA9120D_1-18GHz	Polarity: Horizontal
EUT: Wi-Fi Extender	Power: AC 120V/60Hz
Test Mode: Transmit by 802.11n-HT40 at Channel 5755MHz Ant 0	

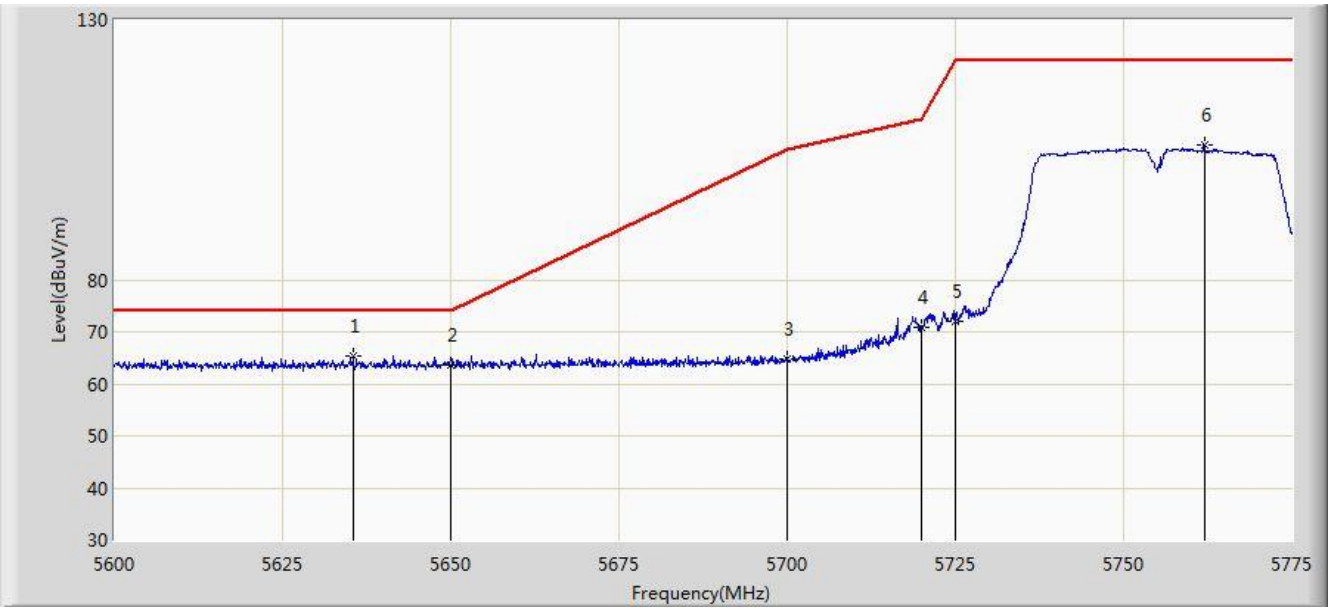

No	Flag	Mark	Frequency (MHz)	Measure Level (dBuV/m)	Reading Level (dBuV)	Over Limit (dB)	Limit (dBuV/m)	Factor (dB)	Type
1		*	5635.525	65.430	27.659	-8.570	74.000	37.771	PK
2			5650.000	63.550	25.763	-10.450	74.000	37.787	PK
3			5700.000	64.900	27.008	-40.300	105.200	37.892	PK
4			5720.000	70.848	32.879	-39.952	110.800	37.970	PK
5			5725.000	72.168	34.178	-50.032	122.200	37.990	PK
6			5762.050	106.015	67.869	N/A	N/A	38.146	PK

Note: Measure Level (dBμV/m) = Reading Level (dBμV) + Factor (dB)

Factor (dB) = Cable Loss (dB) + Antenna Factor (dB/m)

Site: AC1	Time: 2017/03/27 - 18:49
Limit: FCC_Part15.407_RE(3m)_Bandedge	Engineer: Will Yan
Probe: BBHA9120D_1-18GHz	Polarity: Vertical
EUT: Wi-Fi Extender	Power: AC 120V/60Hz
Test Mode: Transmit by 802.11n-HT40 at Channel 5755MHz Ant 0	

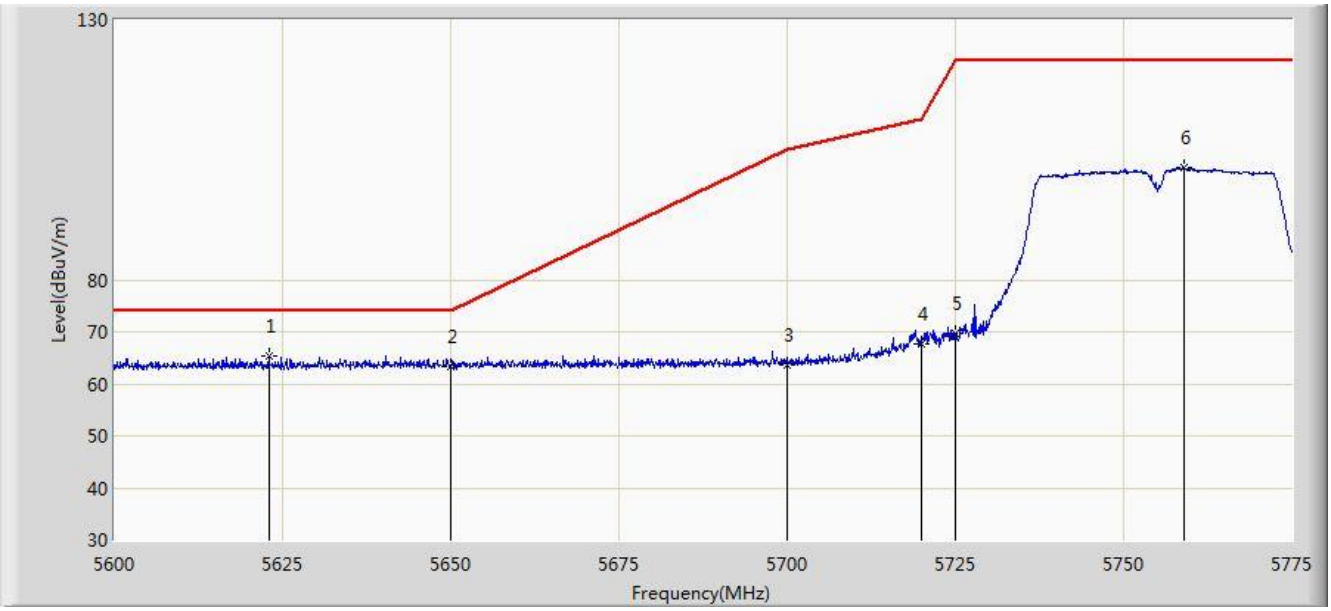

No	Flag	Mark	Frequency (MHz)	Measure Level (dBuV/m)	Reading Level (dBuV)	Over Limit (dB)	Limit (dBuV/m)	Factor (dB)	Type
1		*	5622.925	65.438	27.698	-8.562	74.000	37.740	PK
2			5650.000	63.335	25.548	-10.665	74.000	37.787	PK
3			5700.000	63.757	25.865	-41.443	105.200	37.892	PK
4			5720.000	67.808	29.839	-42.992	110.800	37.970	PK
5			5725.000	69.592	31.602	-52.608	122.200	37.990	PK
6			5758.900	101.551	63.414	N/A	N/A	38.137	PK

Note: Measure Level (dBμV/m) = Reading Level (dBμV) + Factor (dB)

Factor (dB) = Cable Loss (dB) + Antenna Factor (dB/m)

Site: AC1	Time: 2017/03/27 - 18:53
Limit: FCC_Part15.407_RE(3m)_Bandedge	Engineer: Will Yan
Probe: BBHA9120D_1-18GHz	Polarity: Horizontal
EUT: Wi-Fi Extender	Power: AC 120V/60Hz
Test Mode: Transmit by 802.11n-HT40 at Channel 5795MHz Ant 0	

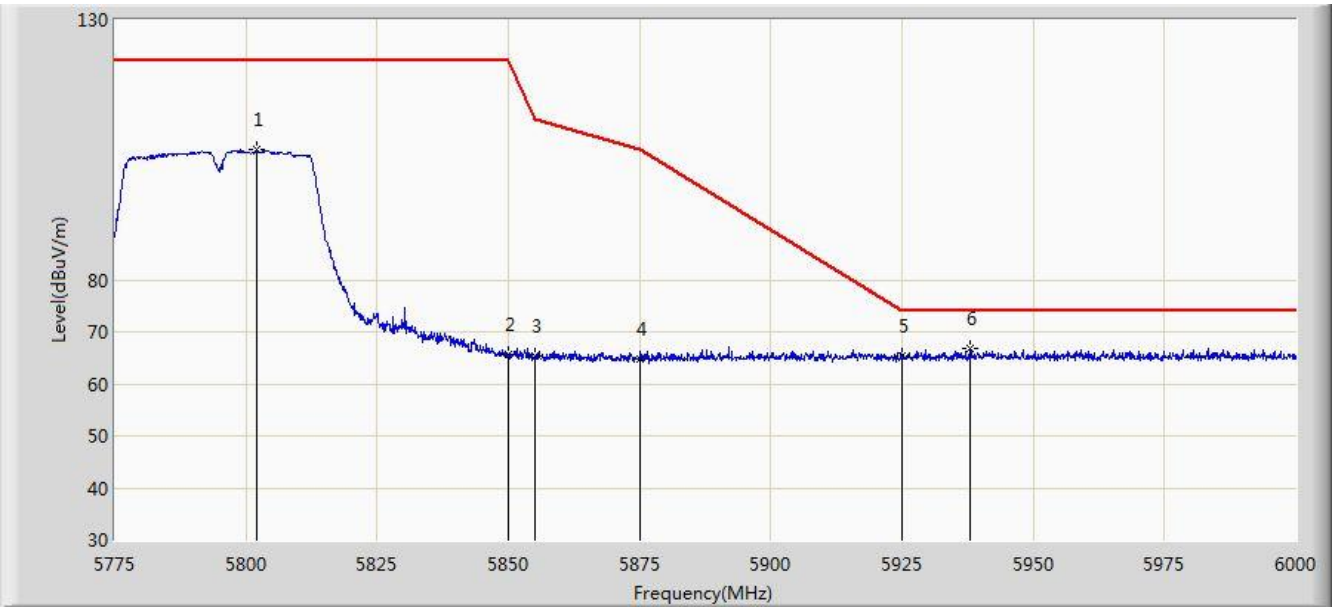

No	Flag	Mark	Frequency (MHz)	Measure Level (dBuV/m)	Reading Level (dBuV)	Over Limit (dB)	Limit (dBuV/m)	Factor (dB)	Type
1			5802.000	105.164	66.894	N/A	N/A	38.270	PK
2			5850.000	65.693	27.240	-56.507	122.200	38.454	PK
3			5855.000	65.279	26.814	-45.521	110.800	38.465	PK
4			5875.000	64.867	26.370	-40.333	105.200	38.497	PK
5			5925.000	65.347	26.814	-8.653	74.000	38.533	PK
6		*	5937.900	66.796	28.277	-7.204	74.000	38.519	PK

Note: Measure Level (dBμV/m) = Reading Level (dBμV) + Factor (dB)

Factor (dB) = Cable Loss (dB) + Antenna Factor (dB/m)

Site: AC1	Time: 2017/03/27 - 18:56
Limit: FCC_Part15.407_RE(3m)_Bandedge	Engineer: Will Yan
Probe: BBHA9120D_1-18GHz	Polarity: Vertical
EUT: Wi-Fi Extender	Power: AC 120V/60Hz
Test Mode: Transmit by 802.11n-HT40 at Channel 5795MHz Ant 0	

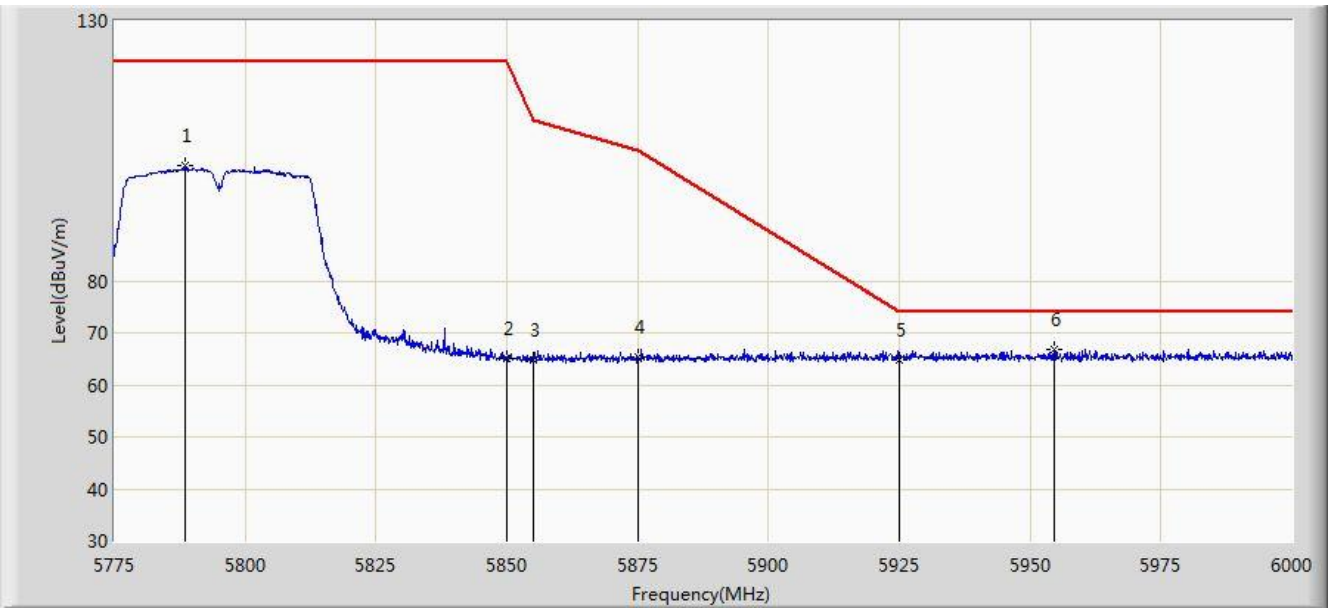

No	Flag	Mark	Frequency (MHz)	Measure Level (dBuV/m)	Reading Level (dBuV)	Over Limit (dB)	Limit (dBuV/m)	Factor (dB)	Type
1			5788.612	102.223	63.997	N/A	N/A	38.226	PK
2			5850.000	65.214	26.761	-56.986	122.200	38.454	PK
3			5855.000	64.794	26.329	-46.006	110.800	38.465	PK
4			5875.000	65.294	26.797	-39.906	105.200	38.497	PK
5			5925.000	64.896	26.363	-9.104	74.000	38.533	PK
6		*	5954.663	66.760	28.252	-7.240	74.000	38.508	PK

Note: Measure Level (dBμV/m) = Reading Level (dBμV) + Factor (dB)

Factor (dB) = Cable Loss (dB) + Antenna Factor (dB/m)

Site: AC1	Time: 2017/03/27 - 19:00
Limit: FCC_Part15.209_RE(3m)	Engineer: Will Yan
Probe: BBHA9120D_1-18GHz	Polarity: Horizontal
EUT: Wi-Fi Extender	Power: AC 120V/60Hz
Test Mode: Transmit by 802.11ac-VHT20 at Channel 5180MHz Ant 0	

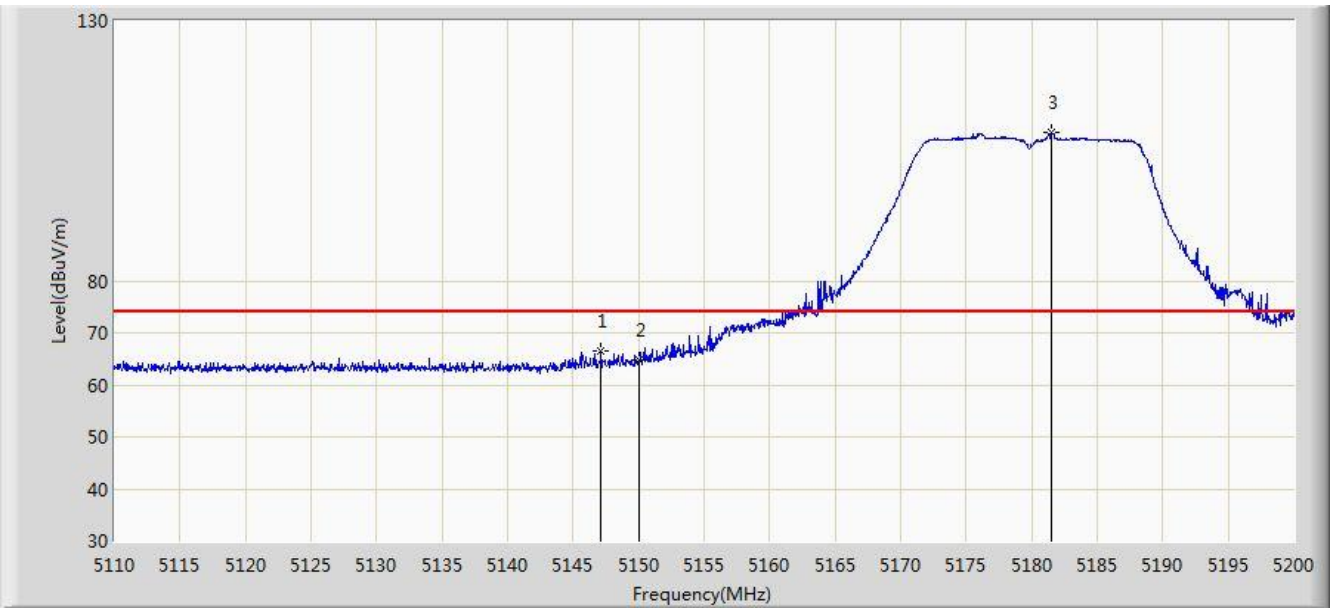

No	Flag	Mark	Frequency (MHz)	Measure Level (dBuV/m)	Reading Level (dBuV)	Over Limit (dB)	Limit (dBuV/m)	Factor (dB)	Type
1			5147.125	66.416	28.960	-7.584	74.000	37.456	PK
2			5150.000	64.708	27.256	-9.292	74.000	37.452	PK
3		*	5181.505	108.563	71.193	N/A	N/A	37.370	PK

Note: Measure Level (dBμV/m) = Reading Level (dBμV) + Factor (dB)

Factor (dB) = Cable Loss (dB) + Antenna Factor (dB/m)

Site: AC1	Time: 2017/03/27 - 19:03
Limit: FCC_Part15.209_RE(3m)	Engineer: Will Yan
Probe: BBHA9120D_1-18GHz	Polarity: Horizontal
EUT: Wi-Fi Extender	Power: AC 120V/60Hz
Test Mode: Transmit by 802.11ac-VHT20 at Channel 5180MHz Ant 0	

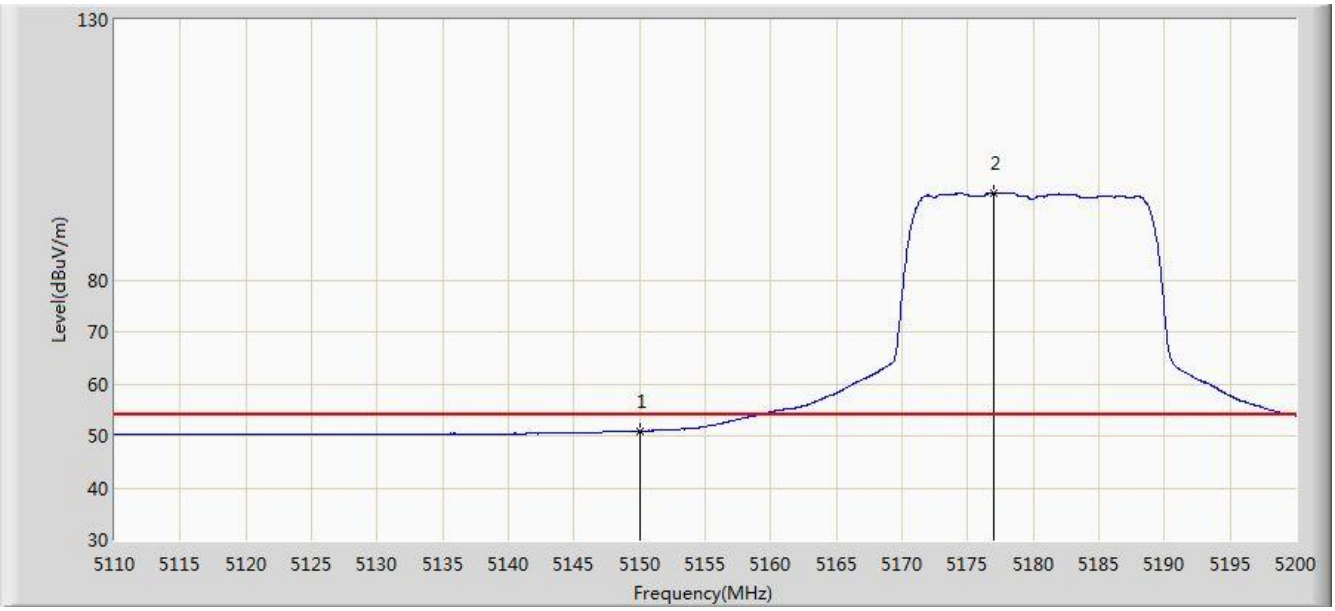

No	Flag	Mark	Frequency (MHz)	Measure Level (dBuV/m)	Reading Level (dBuV)	Over Limit (dB)	Limit (dBuV/m)	Factor (dB)	Type
1			5150.000	50.914	13.462	-3.086	54.000	37.452	AV
2		*	5176.960	96.675	59.294	N/A	N/A	37.381	AV

Note: Measure Level (dBμV/m) = Reading Level (dBμV) + Factor (dB)

Factor (dB) = Cable Loss (dB) + Antenna Factor (dB/m)

Site: AC1	Time: 2017/03/27 - 19:04
Limit: FCC_Part15.209_RE(3m)	Engineer: Will Yan
Probe: BBHA9120D_1-18GHz	Polarity: Vertical
EUT: Wi-Fi Extender	Power: AC 120V/60Hz
Test Mode: Transmit by 802.11ac-VHT20 at Channel 5180MHz Ant 0	

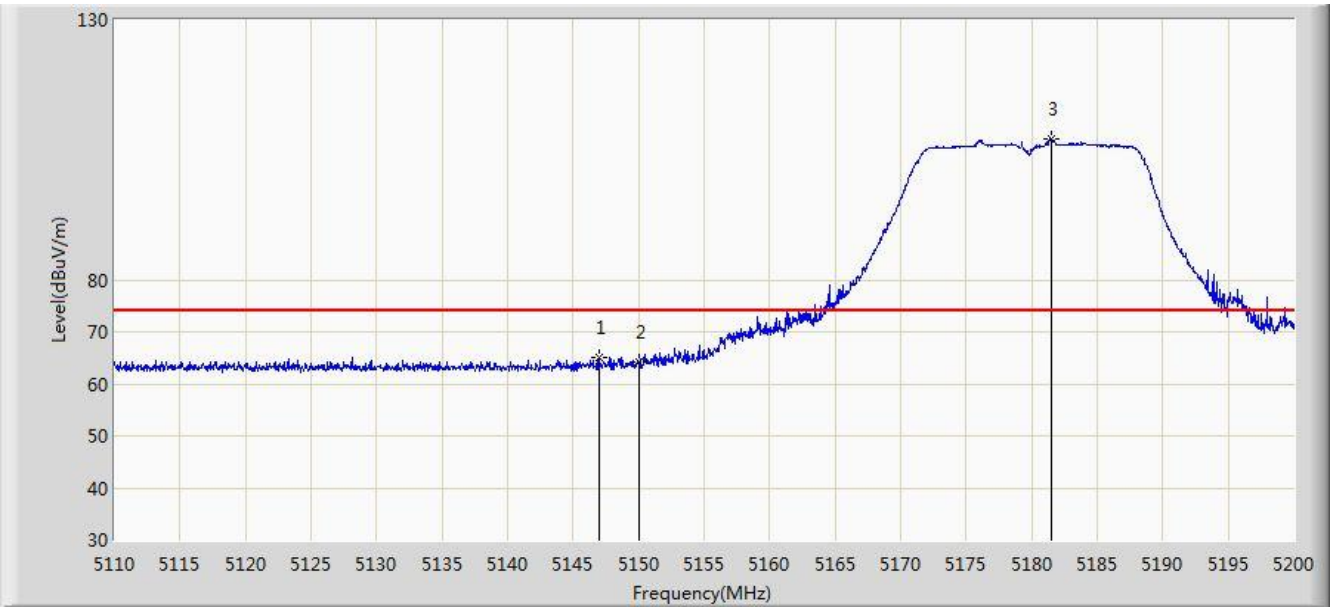

No	Flag	Mark	Frequency (MHz)	Measure Level (dBuV/m)	Reading Level (dBuV)	Over Limit (dB)	Limit (dBuV/m)	Factor (dB)	Type
1			5147.035	65.089	27.633	-8.911	74.000	37.456	PK
2			5150.000	64.168	26.716	-9.832	74.000	37.452	PK
3		*	5181.460	107.170	69.800	N/A	N/A	37.370	PK

Note: Measure Level (dBμV/m) = Reading Level (dBμV) + Factor (dB)

Factor (dB) = Cable Loss (dB) + Antenna Factor (dB/m)

Site: AC1	Time: 2017/03/27 - 19:06
Limit: FCC_Part15.209_RE(3m)	Engineer: Will Yan
Probe: BBHA9120D_1-18GHz	Polarity: Vertical
EUT: Wi-Fi Extender	Power: AC 120V/60Hz
Test Mode: Transmit by 802.11ac-VHT20 at Channel 5180MHz Ant 0	

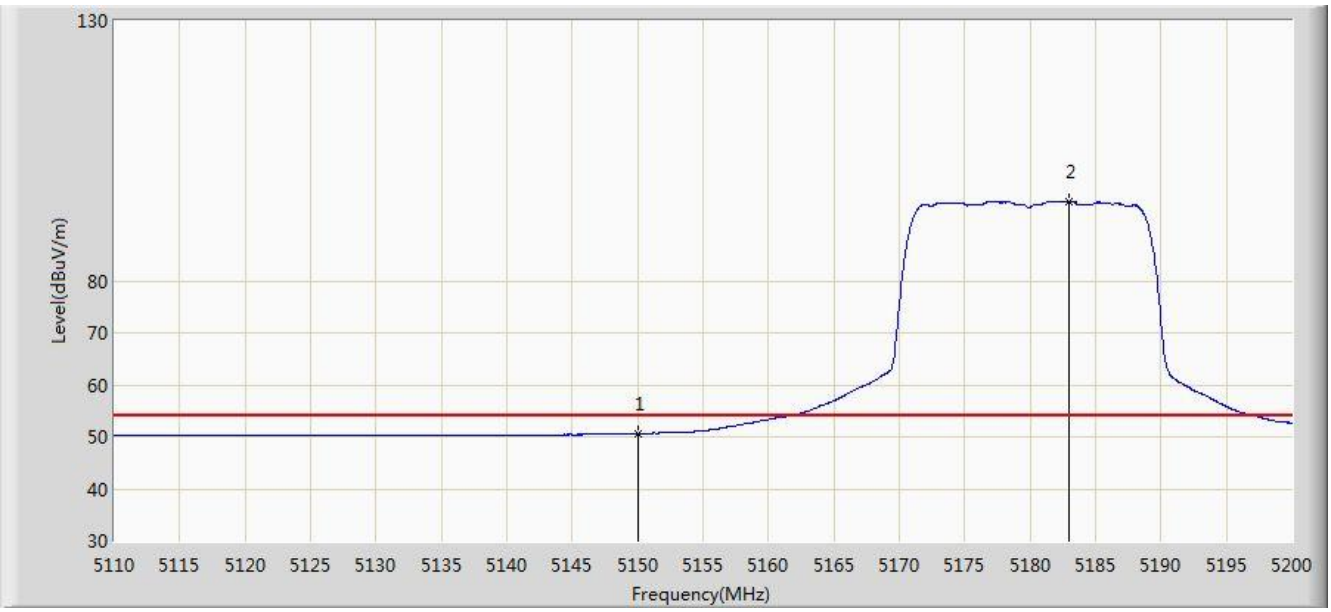

No	Flag	Mark	Frequency (MHz)	Measure Level (dBuV/m)	Reading Level (dBuV)	Over Limit (dB)	Limit (dBuV/m)	Factor (dB)	Type
1			5150.000	50.630	13.178	-3.370	54.000	37.452	AV
2		*	5182.990	95.348	57.981	N/A	N/A	37.367	AV

Note: Measure Level (dBµV/m) = Reading Level (dBµV) + Factor (dB)

Factor (dB) = Cable Loss (dB) + Antenna Factor (dB/m)

Site: AC1	Time: 2017/04/01 - 11:35
Limit: FCC_Part15.209_RE(3m)	Engineer: Will Yan
Probe: BBHA9120D_1-18GHz	Polarity: Horizontal
EUT: Wi-Fi Extender	Power: AC 120V/60Hz
Test Mode: Transmit by 802.11ac-VHT20 at Channel 5320MHz Ant 0	

No	Flag	Mark	Frequency (MHz)	Measure Level (dBuV/m)	Reading Level (dBuV)	Over Limit (dB)	Limit (dBuV/m)	Factor (dB)	Type
1		*	5315.600	109.124	71.918	N/A	N/A	37.206	PK
2			5350.000	65.863	28.577	-8.137	74.000	37.286	PK
3			5352.240	68.416	31.123	-5.584	74.000	37.293	PK

Note: Measure Level (dBμV/m) = Reading Level (dBμV) + Factor (dB)

Factor (dB) = Cable Loss (dB) + Antenna Factor (dB/m)

Site: AC1	Time: 2017/04/01 - 11:40
Limit: FCC_Part15.209_RE(3m)	Engineer: Will Yan
Probe: BBHA9120D_1-18GHz	Polarity: Horizontal
EUT: Wi-Fi Extender	Power: AC 120V/60Hz
Test Mode: Transmit by 802.11ac-VHT20 at Channel 5320MHz Ant 0	

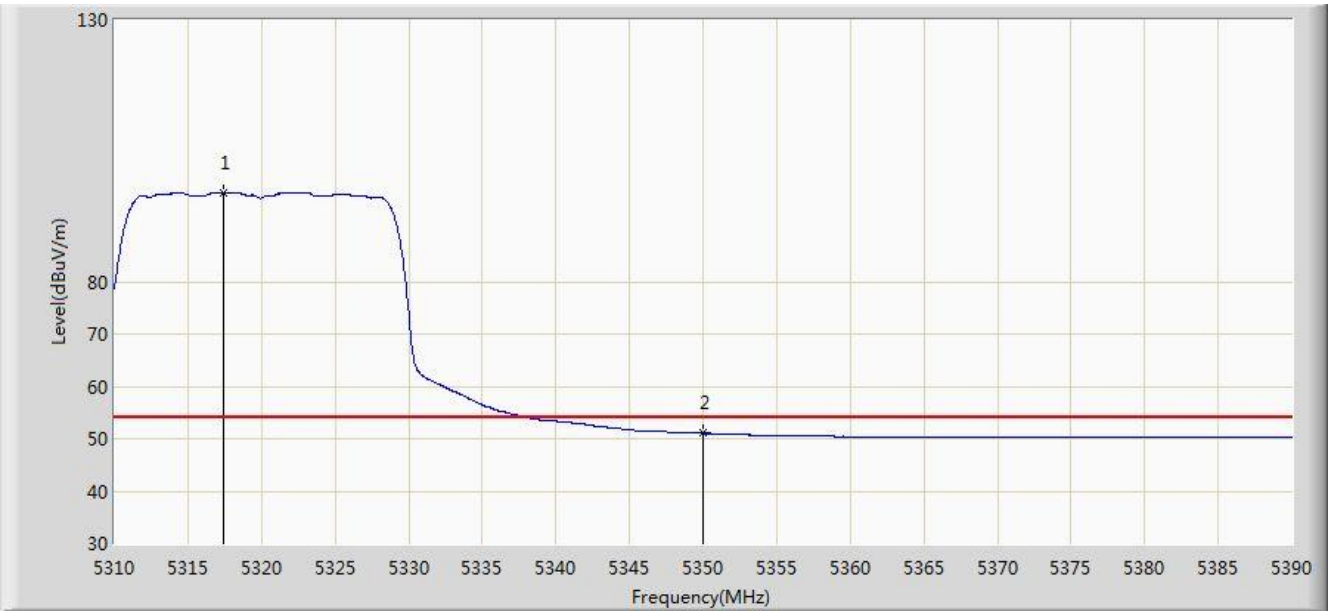

No	Flag	Mark	Frequency (MHz)	Measure Level (dBuV/m)	Reading Level (dBuV)	Over Limit (dB)	Limit (dBuV/m)	Factor (dB)	Type
1		*	5317.440	97.058	59.849	N/A	N/A	37.209	AV
2			5350.000	51.050	13.764	-2.950	54.000	37.286	AV

Note: Measure Level (dBμV/m) = Reading Level (dBμV) + Factor (dB)

Factor (dB) = Cable Loss (dB) + Antenna Factor (dB/m)

Site: AC1	Time: 2017/04/01 - 11:41
Limit: FCC_Part15.209_RE(3m)	Engineer: Will Yan
Probe: BBHA9120D_1-18GHz	Polarity: Vertical
EUT: Wi-Fi Extender	Power: AC 120V/60Hz
Test Mode: Transmit by 802.11ac-VHT20 at Channel 5320MHz Ant 0	

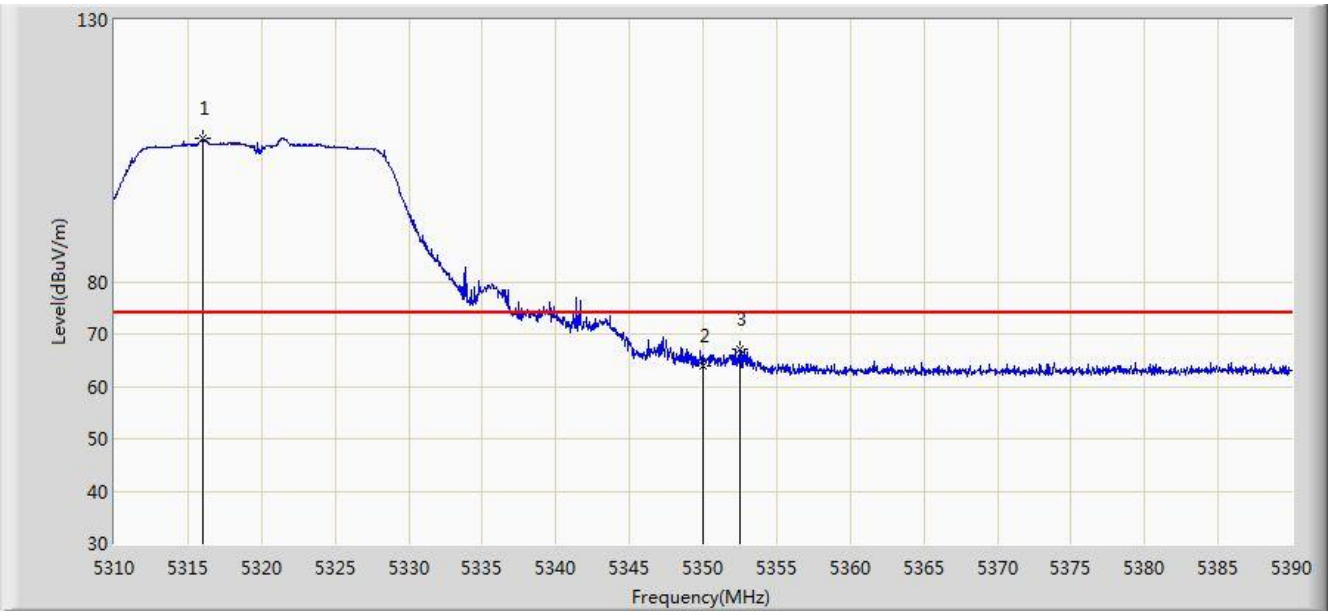

No	Flag	Mark	Frequency (MHz)	Measure Level (dBuV/m)	Reading Level (dBuV)	Over Limit (dB)	Limit (dBuV/m)	Factor (dB)	Type
1		*	5316.000	107.279	70.073	N/A	N/A	37.207	PK
2			5350.000	64.036	26.750	-9.964	74.000	37.286	PK
3			5352.520	67.036	29.742	-6.964	74.000	37.294	PK

Note: Measure Level (dBμV/m) = Reading Level (dBμV) + Factor (dB)

Factor (dB) = Cable Loss (dB) + Antenna Factor (dB/m)

Site: AC1	Time: 2017/04/01 - 11:43
Limit: FCC_Part15.209_RE(3m)	Engineer: Will Yan
Probe: BBHA9120D_1-18GHz	Polarity: Vertical
EUT: Wi-Fi Extender	Power: AC 120V/60Hz
Test Mode: Transmit by 802.11ac-VHT20 at Channel 5320MHz Ant 0	

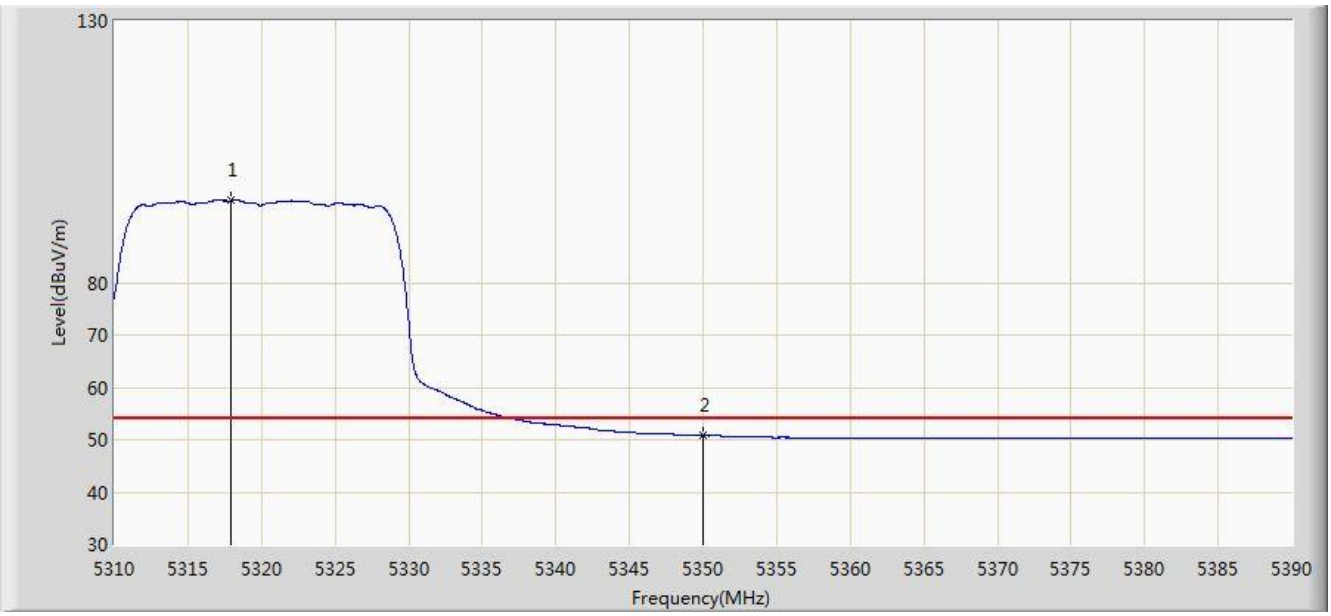

No	Flag	Mark	Frequency (MHz)	Measure Level (dBuV/m)	Reading Level (dBuV)	Over Limit (dB)	Limit (dBuV/m)	Factor (dB)	Type
1		*	5317.920	95.685	58.475	N/A	N/A	37.210	AV
2			5350.000	50.747	13.461	-3.253	54.000	37.286	AV

Note: Measure Level (dBμV/m) = Reading Level (dBμV) + Factor (dB)

Factor (dB) = Cable Loss (dB) + Antenna Factor (dB/m)

Site: AC1	Time: 2017/04/01 - 11:44
Limit: FCC_Part15.209_RE(3m)	Engineer: Will Yan
Probe: BBHA9120D_1-18GHz	Polarity: Horizontal
EUT: Wi-Fi Extender	Power: AC 120V/60Hz
Test Mode: Transmit by 802.11ac-VHT20 at Channel 5500MHz Ant 0	

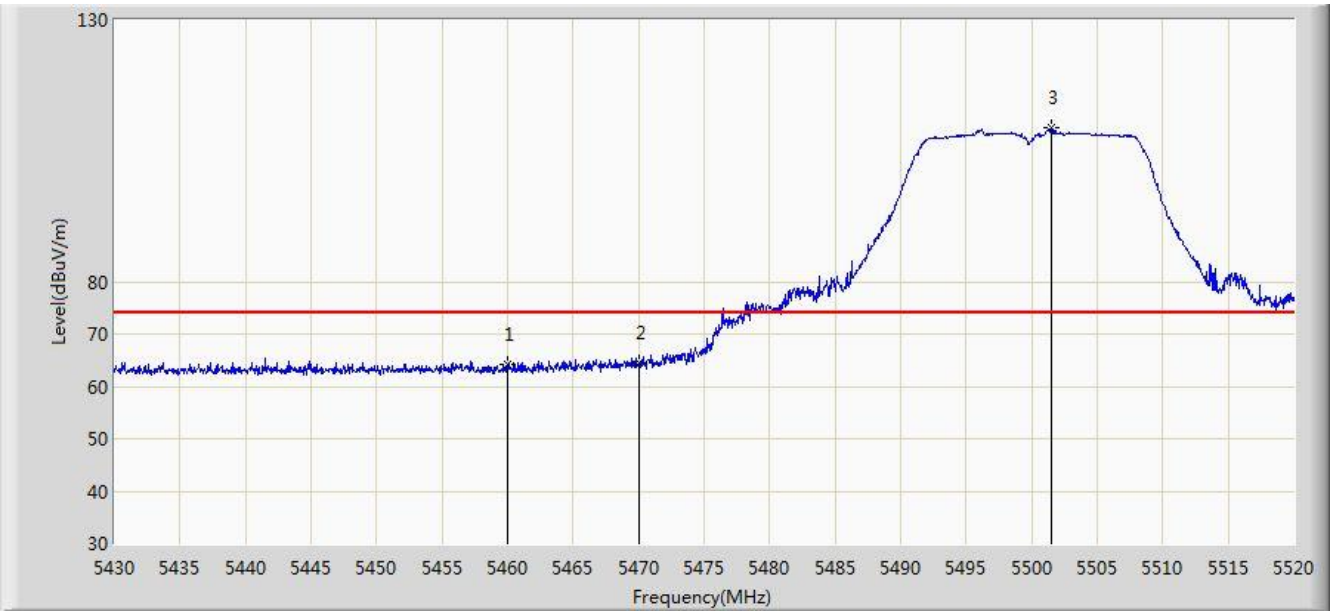

No	Flag	Mark	Frequency (MHz)	Measure Level (dBuV/m)	Reading Level (dBuV)	Over Limit (dB)	Limit (dBuV/m)	Factor (dB)	Type
1			5460.000	64.165	26.602	-9.835	74.000	37.563	PK
2			5470.000	64.417	26.828	-9.583	74.000	37.588	PK
3		*	5501.500	109.459	71.833	N/A	N/A	37.626	PK

Note: Measure Level (dBμV/m) = Reading Level (dBμV) + Factor (dB)

Factor (dB) = Cable Loss (dB) + Antenna Factor (dB/m)

Site: AC1	Time: 2017/04/01 - 11:46
Limit: FCC_Part15.209_RE(3m)	Engineer: Will Yan
Probe: BBHA9120D_1-18GHz	Polarity: Horizontal
EUT: Wi-Fi Extender	Power: AC 120V/60Hz
Test Mode: Transmit by 802.11ac-VHT20 at Channel 5500MHz Ant 0	

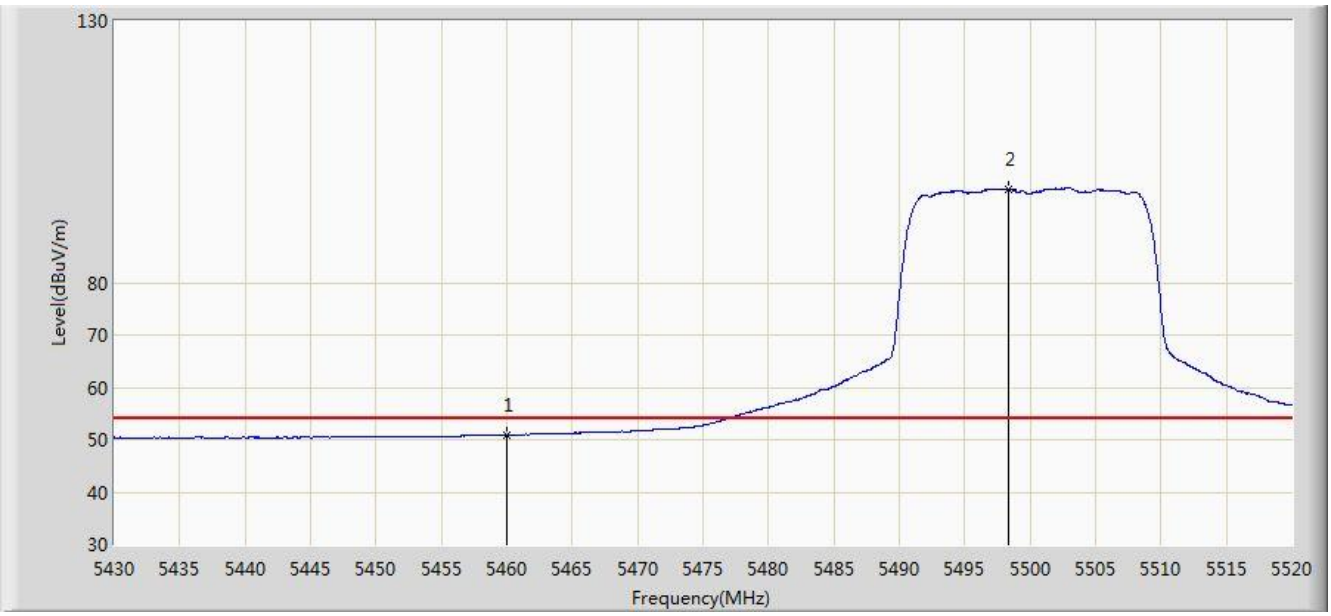

No	Flag	Mark	Frequency (MHz)	Measure Level (dBuV/m)	Reading Level (dBuV)	Over Limit (dB)	Limit (dBuV/m)	Factor (dB)	Type
1			5460.000	50.918	13.355	-3.082	54.000	37.563	AV
2		*	5498.310	97.880	60.257	N/A	N/A	37.623	AV

Note: Measure Level (dBμV/m) = Reading Level (dBμV) + Factor (dB)

Factor (dB) = Cable Loss (dB) + Antenna Factor (dB/m)

Site: AC1	Time: 2017/04/01 - 11:47
Limit: FCC_Part15.209_RE(3m)	Engineer: Will Yan
Probe: BBHA9120D_1-18GHz	Polarity: Vertical
EUT: Wi-Fi Extender	Power: AC 120V/60Hz
Test Mode: Transmit by 802.11ac-VHT20 at Channel 5500MHz Ant 0	

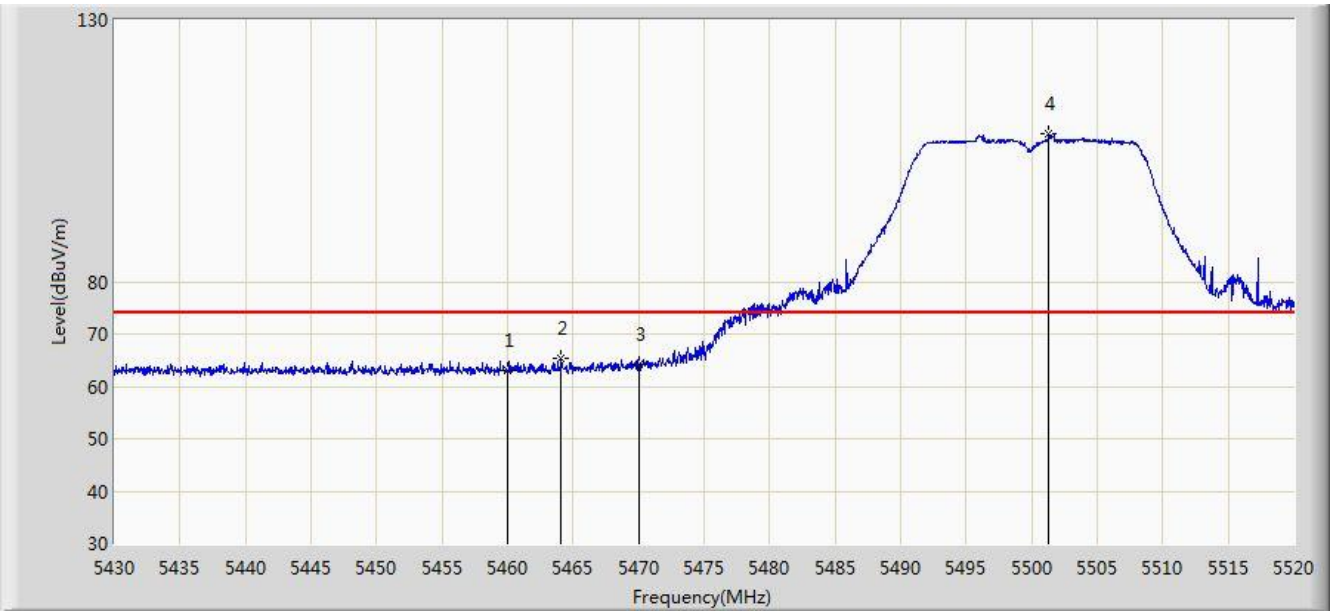

No	Flag	Mark	Frequency (MHz)	Measure Level (dBuV/m)	Reading Level (dBuV)	Over Limit (dB)	Limit (dBuV/m)	Factor (dB)	Type
1			5460.000	62.908	25.345	-11.092	74.000	37.563	PK
2			5464.110	65.426	27.853	-8.574	74.000	37.573	PK
3			5470.000	64.171	26.582	-9.829	74.000	37.588	PK
4		*	5501.325	108.128	70.502	N/A	N/A	37.626	PK

Note: Measure Level (dBμV/m) = Reading Level (dBμV) + Factor (dB)

Factor (dB) = Cable Loss (dB) + Antenna Factor (dB/m)

Site: AC1	Time: 2017/04/01 - 11:48
Limit: FCC_Part15.209_RE(3m)	Engineer: Will Yan
Probe: BBHA9120D_1-18GHz	Polarity: Vertical
EUT: Wi-Fi Extender	Power: AC 120V/60Hz
Test Mode: Transmit by 802.11ac-VHT20 at Channel 5500MHz Ant 0	

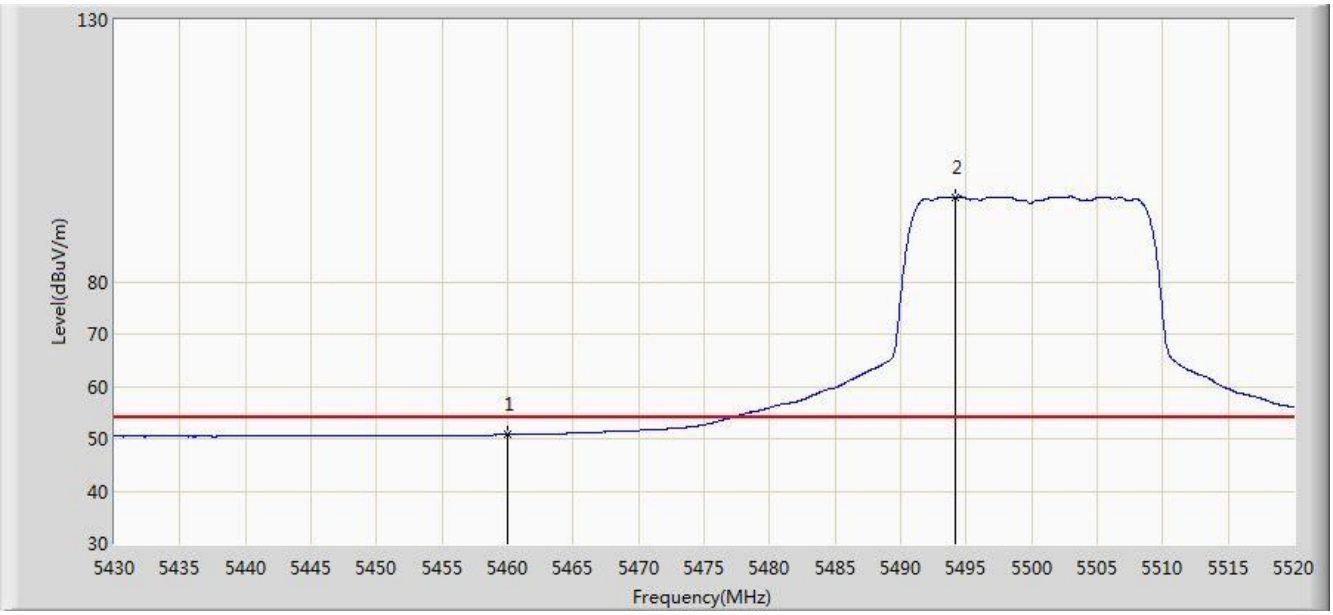

No	Flag	Mark	Frequency (MHz)	Measure Level (dBuV/m)	Reading Level (dBuV)	Over Limit (dB)	Limit (dBuV/m)	Factor (dB)	Type
1			5460.000	50.784	13.221	-3.216	54.000	37.563	AV
2		*	5494.215	96.197	58.579	N/A	N/A	37.618	AV

Note: Measure Level (dBμV/m) = Reading Level (dBμV) + Factor (dB)

Factor (dB) = Cable Loss (dB) + Antenna Factor (dB/m)

Site: AC1	Time: 2017/04/01 - 11:54
Limit: FCC_Part15.209_RE(3m)	Engineer: Will Yan
Probe: BBHA9120D_1-18GHz	Polarity: Horizontal
EUT: Wi-Fi Extender	Power: AC 120V/60Hz
Test Mode: Transmit by 802.11ac-VHT20 at Channel 5700MHz Ant 0	

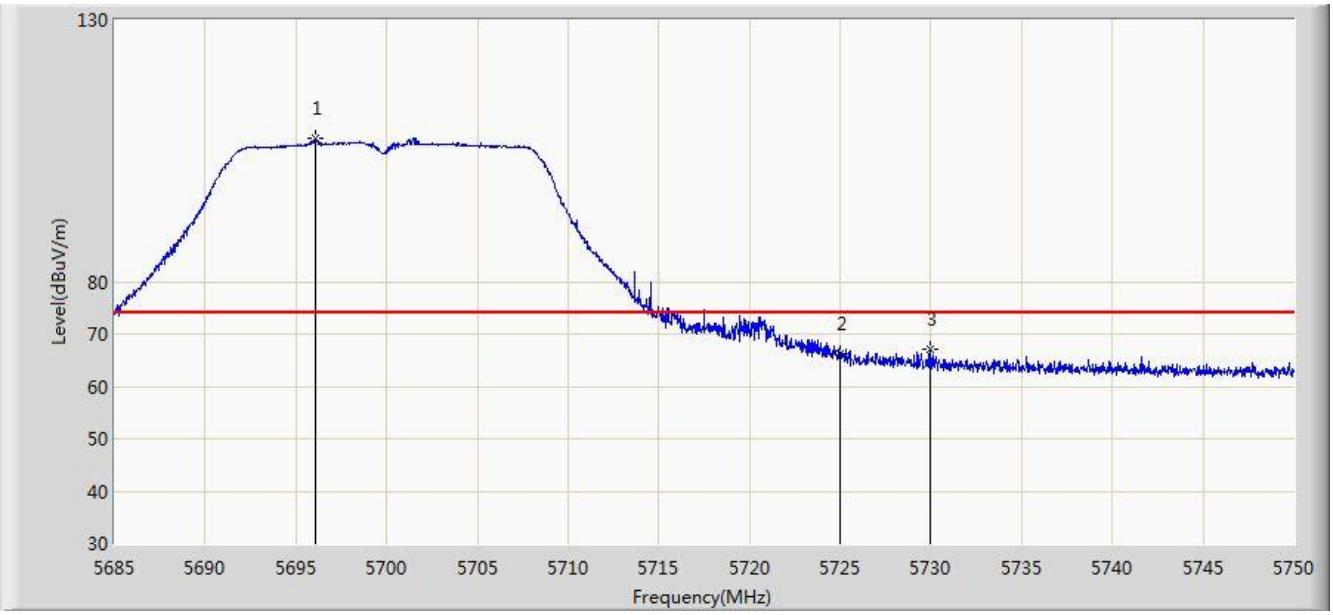

No	Flag	Mark	Frequency (MHz)	Measure Level (dBuV/m)	Reading Level (dBuV)	Over Limit (dB)	Limit (dBuV/m)	Factor (dB)	Type
1		*	5696.115	107.256	69.373	N/A	N/A	37.883	PK
2			5725.000	66.247	28.257	-7.753	74.000	37.990	PK
3			5729.947	67.114	29.104	-6.886	74.000	38.010	PK

Note: Measure Level (dBμV/m) = Reading Level (dBμV) + Factor (dB)

Factor (dB) = Cable Loss (dB) + Antenna Factor (dB/m)

Site: AC1	Time: 2017/04/01 - 11:54
Limit: FCC_Part15.209_RE(3m)	Engineer: Will Yan
Probe: BBHA9120D_1-18GHz	Polarity: Horizontal
EUT: Wi-Fi Extender	Power: AC 120V/60Hz
Test Mode: Transmit by 802.11ac-VHT20 at Channel 5700MHz Ant 0	

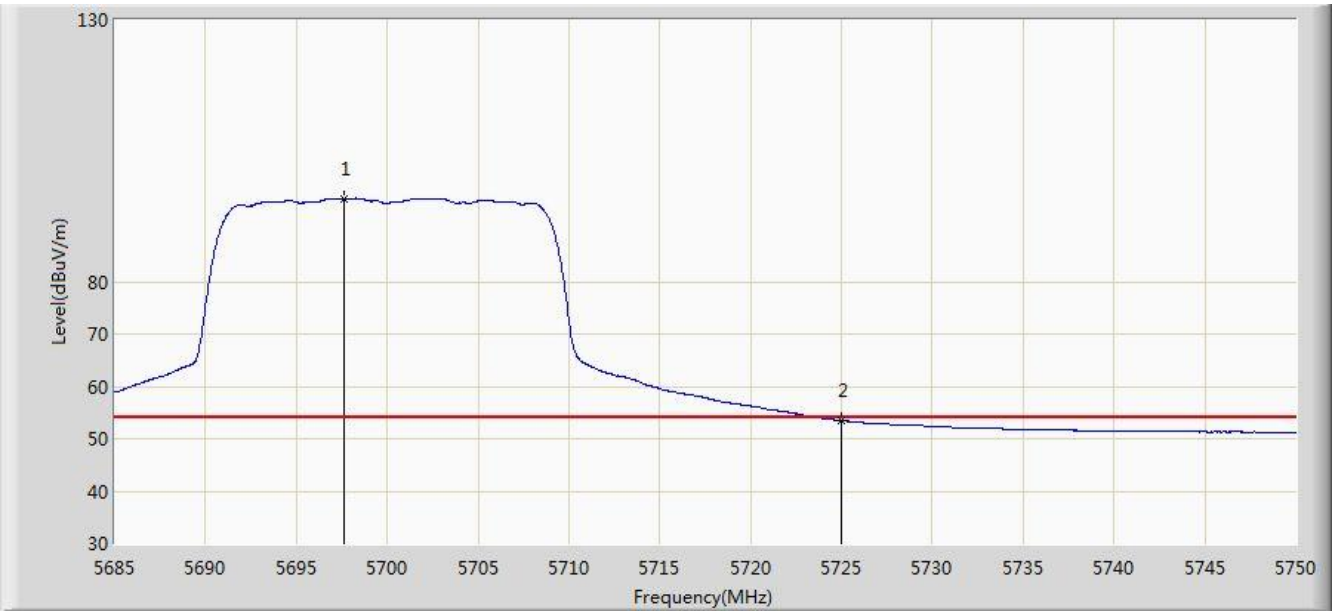

No	Flag	Mark	Frequency (MHz)	Measure Level (dBuV/m)	Reading Level (dBuV)	Over Limit (dB)	Limit (dBuV/m)	Factor (dB)	Type
1		*	5697.610	95.853	57.967	N/A	N/A	37.887	AV
2			5725.000	53.454	15.464	-0.546	54.000	37.990	AV

Note: Measure Level (dBμV/m) = Reading Level (dBμV) + Factor (dB)

Factor (dB) = Cable Loss (dB) + Antenna Factor (dB/m)

Site: AC1	Time: 2017/04/01 - 11:54
Limit: FCC_Part15.209_RE(3m)	Engineer: Will Yan
Probe: BBHA9120D_1-18GHz	Polarity: Vertical
EUT: Wi-Fi Extender	Power: AC 120V/60Hz
Test Mode: Transmit by 802.11ac-VHT20 at Channel 5700MHz Ant 0	

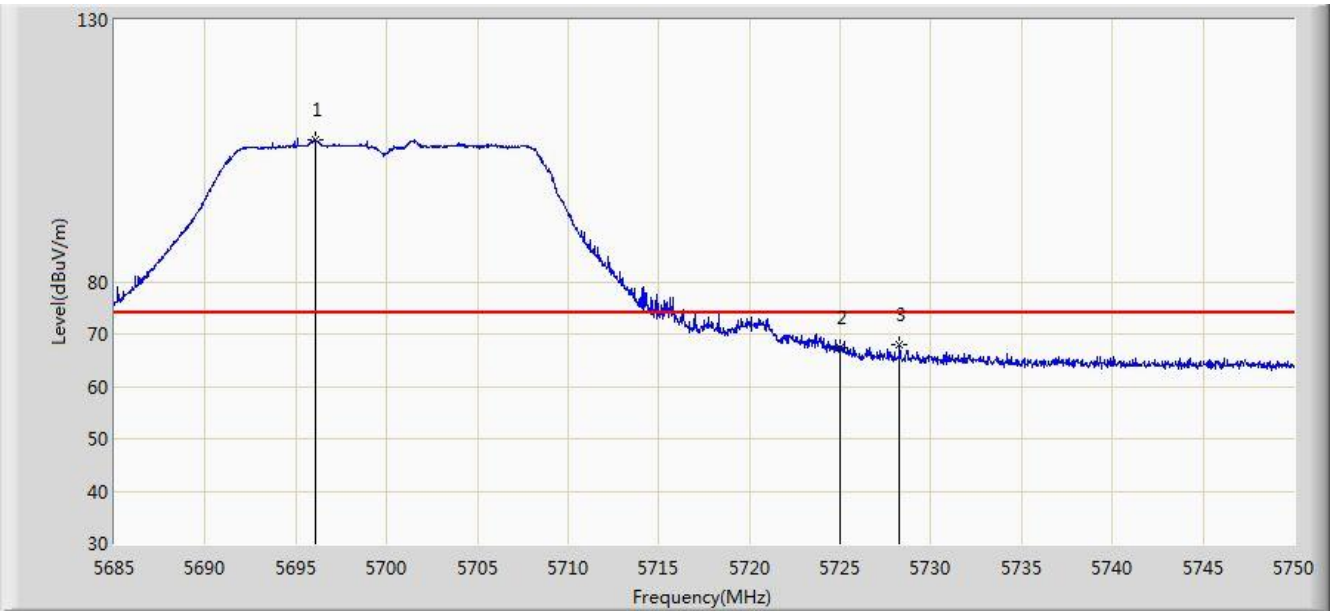

No	Flag	Mark	Frequency (MHz)	Measure Level (dBuV/m)	Reading Level (dBuV)	Over Limit (dB)	Limit (dBuV/m)	Factor (dB)	Type
1		*	5696.083	107.074	69.192	N/A	N/A	37.883	PK
2			5725.000	67.332	29.342	-6.668	74.000	37.990	PK
3			5728.290	67.952	29.949	-6.048	74.000	38.004	PK

Note: Measure Level (dBμV/m) = Reading Level (dBμV) + Factor (dB)

Factor (dB) = Cable Loss (dB) + Antenna Factor (dB/m)

Site: AC1	Time: 2017/04/01 - 11:56
Limit: FCC_Part15.209_RE(3m)	Engineer: Will Yan
Probe: BBHA9120D_1-18GHz	Polarity: Vertical
EUT: Wi-Fi Extender	Power: AC 120V/60Hz
Test Mode: Transmit by 802.11ac-VHT20 at Channel 5700MHz Ant 0	

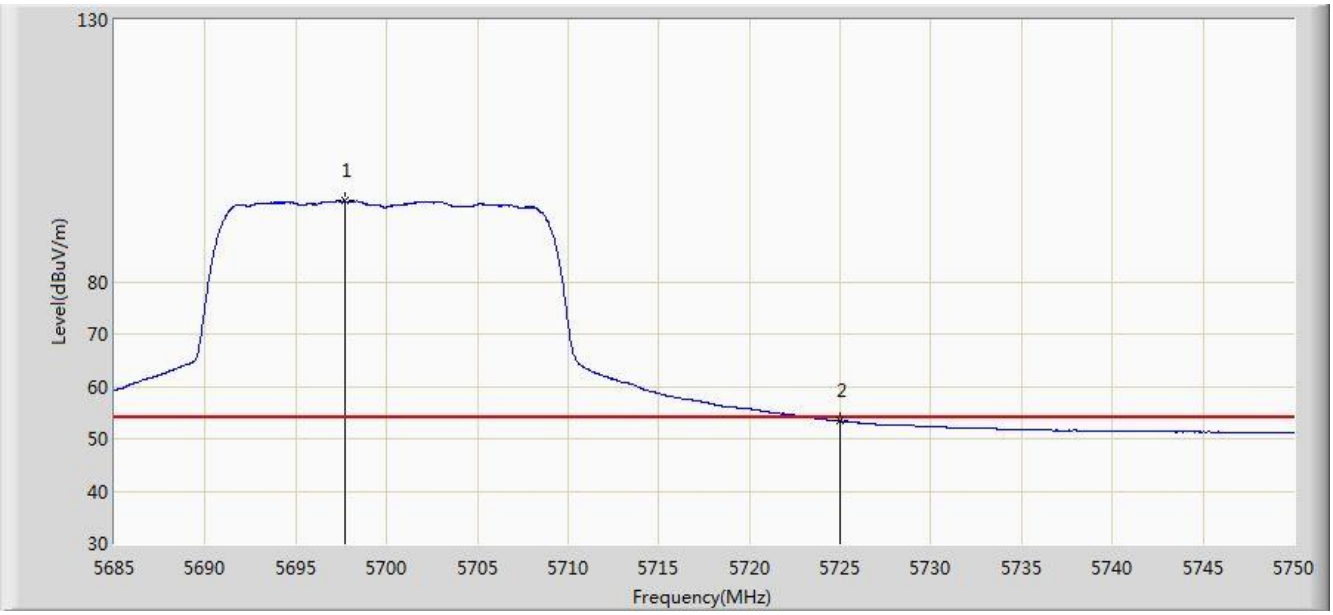

No	Flag	Mark	Frequency (MHz)	Measure Level (dBuV/m)	Reading Level (dBuV)	Over Limit (dB)	Limit (dBuV/m)	Factor (dB)	Type
1		*	5697.675	95.392	57.506	N/A	N/A	37.887	AV
2			5725.000	53.382	15.392	-0.618	54.000	37.990	AV

Note: Measure Level (dBμV/m) = Reading Level (dBμV) + Factor (dB)

Factor (dB) = Cable Loss (dB) + Antenna Factor (dB/m)

Site: AC1	Time: 2017/03/27 - 19:08
Limit: FCC_Part15.407_RE(3m)_Bandedge	Engineer: Will Yan
Probe: BBHA9120D_1-18GHz	Polarity: Horizontal
EUT: Wi-Fi Extender	Power: AC 120V/60Hz
Test Mode: Transmit by 802.11ac-VHT20 at Channel 5745MHz Ant 0	

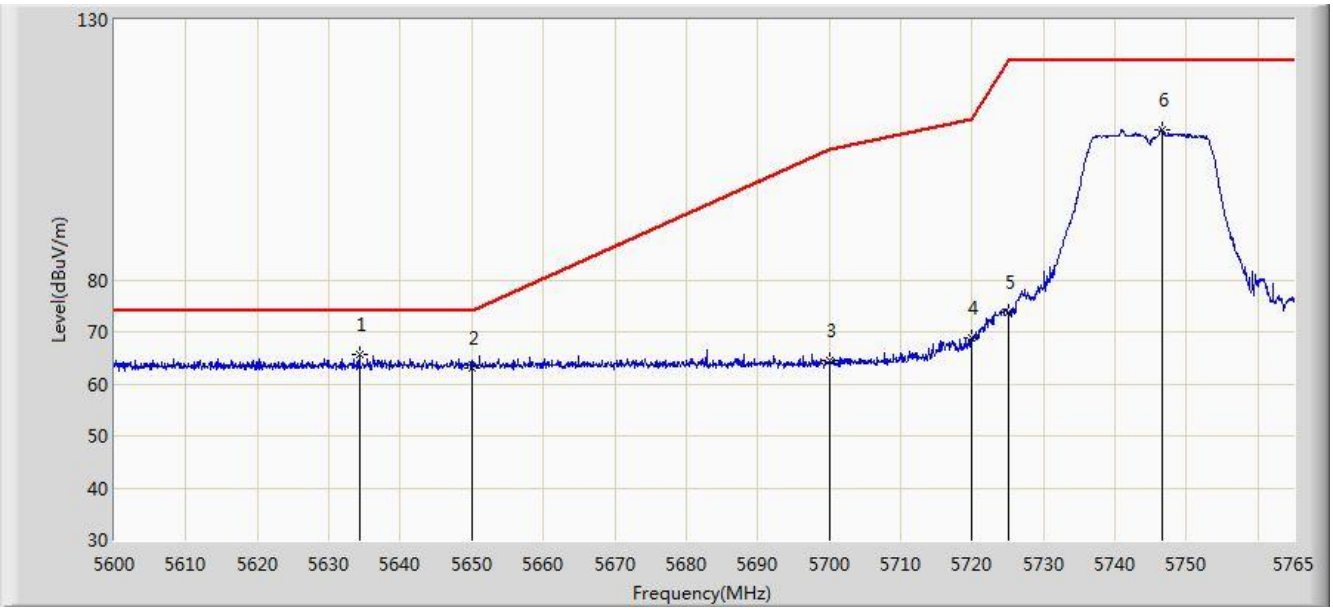

No	Flag	Mark	Frequency (MHz)	Measure Level (dBuV/m)	Reading Level (dBuV)	Over Limit (dB)	Limit (dBuV/m)	Factor (dB)	Type
1		*	5634.237	65.596	27.828	-8.404	74.000	37.768	PK
2			5650.000	63.101	25.314	-10.899	74.000	37.787	PK
3			5700.000	64.537	26.645	-40.663	105.200	37.892	PK
4			5720.000	68.705	30.736	-42.095	110.800	37.970	PK
5			5725.000	73.850	35.860	-48.350	122.200	37.990	PK
6			5746.520	108.960	70.881	N/A	N/A	38.079	PK

Note: Measure Level (dBμV/m) = Reading Level (dBμV) + Factor (dB)

Factor (dB) = Cable Loss (dB) + Antenna Factor (dB/m)

Site: AC1	Time: 2017/03/27 - 19:10
Limit: FCC_Part15.407_RE(3m)_Bandedge	Engineer: Will Yan
Probe: BBHA9120D_1-18GHz	Polarity: Vertical
EUT: Wi-Fi Extender	Power: AC 120V/60Hz
Test Mode: Transmit by 802.11ac-VHT20 at Channel 5745MHz Ant 0	

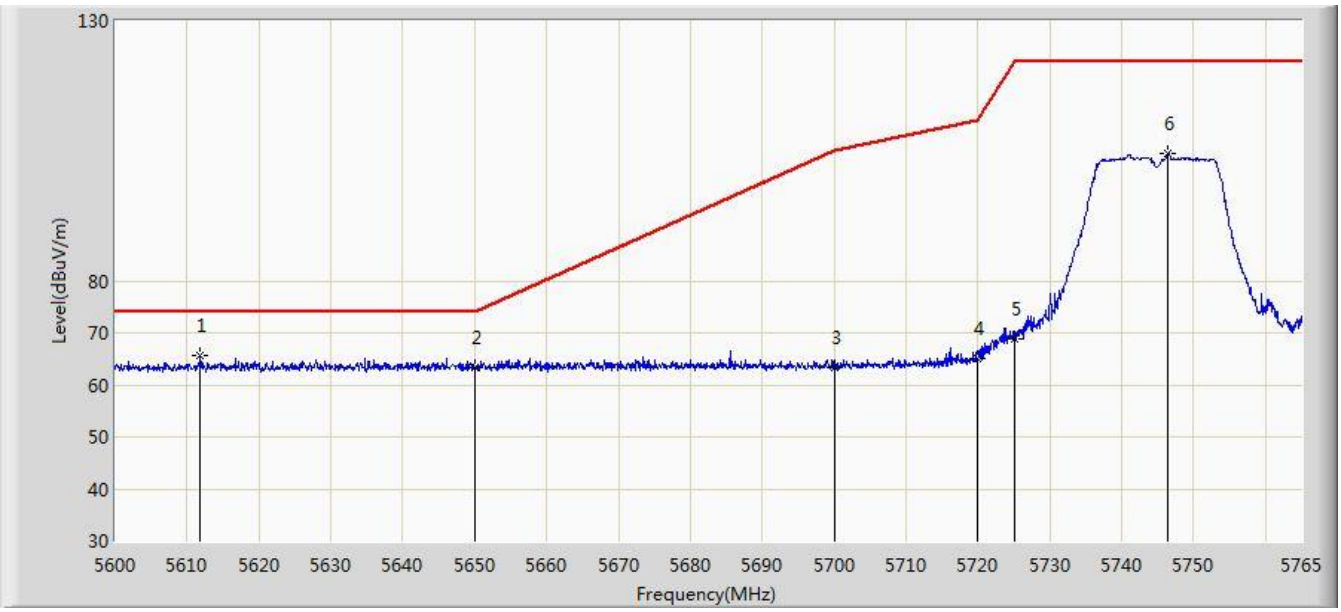

No	Flag	Mark	Frequency (MHz)	Measure Level (dBuV/m)	Reading Level (dBuV)	Over Limit (dB)	Limit (dBuV/m)	Factor (dB)	Type
1		*	5611.880	65.766	28.045	-8.234	74.000	37.721	PK
2			5650.000	63.405	25.618	-10.595	74.000	37.787	PK
3			5700.000	63.300	25.408	-41.900	105.200	37.892	PK
4			5720.000	65.133	27.164	-45.667	110.800	37.970	PK
5			5725.000	68.823	30.833	-53.377	122.200	37.990	PK
6			5746.355	104.637	66.559	N/A	N/A	38.079	PK

Note: Measure Level (dBμV/m) = Reading Level (dBμV) + Factor (dB)

Factor (dB) = Cable Loss (dB) + Antenna Factor (dB/m)

Site: AC1	Time: 2017/03/27 - 19:38
Limit: FCC_Part15.407_RE(3m)_Bandedge	Engineer: Will Yan
Probe: BBHA9120D_1-18GHz	Polarity: Horizontal
EUT: Wi-Fi Extender	Power: AC 120V/60Hz
Test Mode: Transmit by 802.11ac-VHT20 at Channel 5825MHz Ant 0	

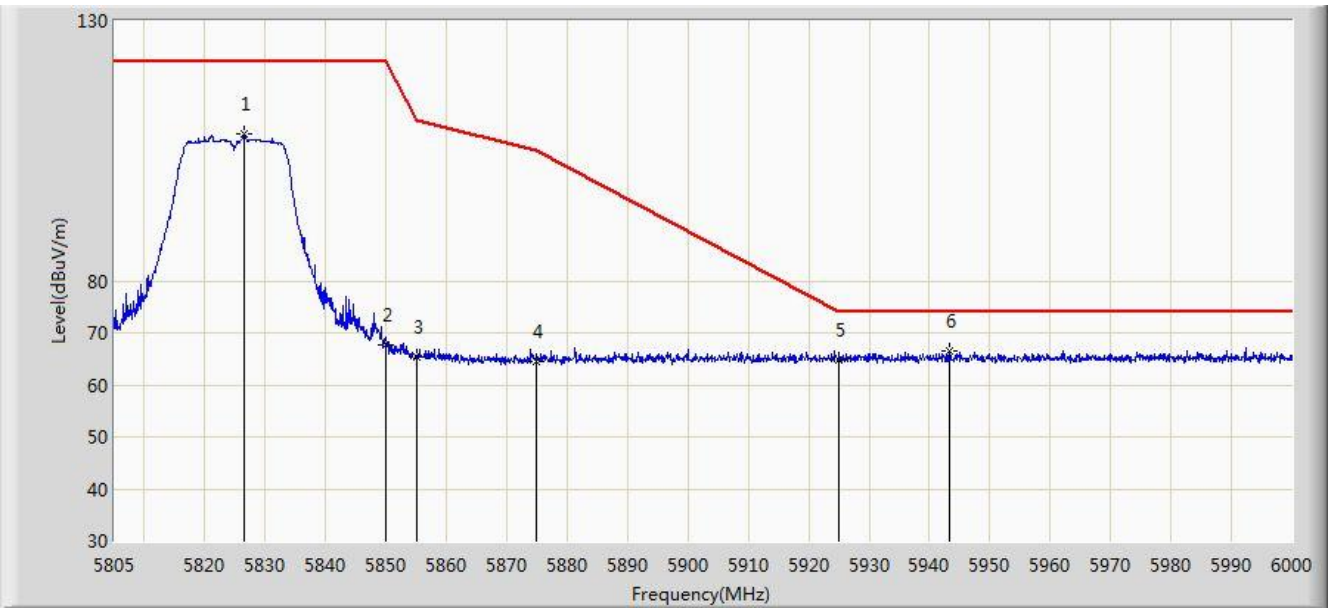

No	Flag	Mark	Frequency (MHz)	Measure Level (dBuV/m)	Reading Level (dBuV)	Over Limit (dB)	Limit (dBuV/m)	Factor (dB)	Type
1			5826.450	108.175	69.813	N/A	N/A	38.362	PK
2			5850.000	67.594	29.141	-54.606	122.200	38.454	PK
3			5855.000	65.358	26.893	-45.442	110.800	38.465	PK
4			5875.000	64.441	25.944	-40.759	105.200	38.497	PK
5			5925.000	64.859	26.326	-9.141	74.000	38.533	PK
6		*	5943.255	66.445	27.936	-7.555	74.000	38.509	PK

Note: Measure Level (dBμV/m) = Reading Level (dBμV) + Factor (dB)

Factor (dB) = Cable Loss (dB) + Antenna Factor (dB/m)

Site: AC1	Time: 2017/03/27 - 19:44
Limit: FCC_Part15.407_RE(3m)_Bandedge	Engineer: Will Yan
Probe: BBHA9120D_1-18GHz	Polarity: Vertical
EUT: Wi-Fi Extender	Power: AC 120V/60Hz
Test Mode: Transmit by 802.11ac-VHT20 at Channel 5825MHz Ant 0	

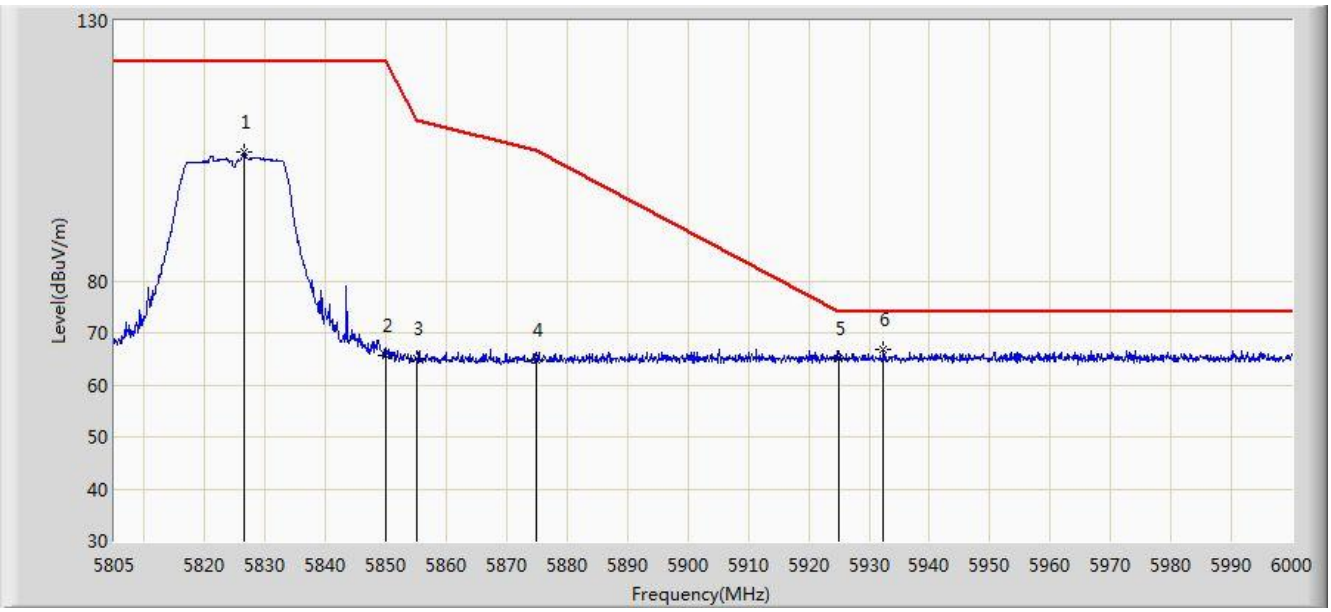

No	Flag	Mark	Frequency (MHz)	Measure Level (dBuV/m)	Reading Level (dBuV)	Over Limit (dB)	Limit (dBuV/m)	Factor (dB)	Type
1			5826.450	104.743	66.381	N/A	N/A	38.362	PK
2			5850.000	65.642	27.189	-56.558	122.200	38.454	PK
3			5855.000	65.000	26.535	-45.800	110.800	38.465	PK
4			5875.000	64.720	26.223	-40.480	105.200	38.497	PK
5			5925.000	65.068	26.535	-8.932	74.000	38.533	PK
6		*	5932.433	66.683	28.153	-7.317	74.000	38.530	PK

Note: Measure Level (dBμV/m) = Reading Level (dBμV) + Factor (dB)

Factor (dB) = Cable Loss (dB) + Antenna Factor (dB/m)

Site: AC1	Time: 2017/03/27 - 19:47
Limit: FCC_Part15.209_RE(3m)	Engineer: Will Yan
Probe: BBHA9120D_1-18GHz	Polarity: Horizontal
EUT: Wi-Fi Extender	Power: AC 120V/60Hz
Test Mode: Transmit by 802.11ac-VHT40 at Channel 5190MHz Ant 0	

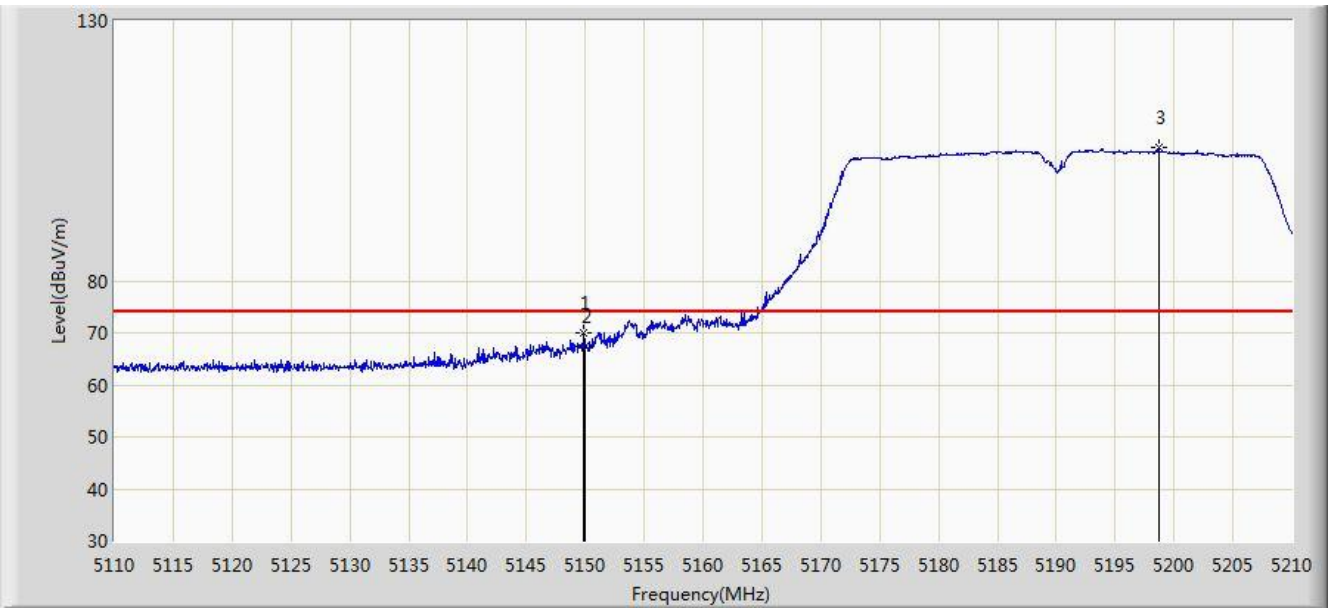

No	Flag	Mark	Frequency (MHz)	Measure Level (dBuV/m)	Reading Level (dBuV)	Over Limit (dB)	Limit (dBuV/m)	Factor (dB)	Type
1			5149.900	69.902	32.450	-4.098	74.000	37.452	PK
2			5150.000	67.304	29.852	-6.696	74.000	37.452	PK
3		*	5198.700	105.537	68.209	N/A	N/A	37.329	PK

Note: Measure Level (dBμV/m) = Reading Level (dBμV) + Factor (dB)

Factor (dB) = Cable Loss (dB) + Antenna Factor (dB/m)

Site: AC1	Time: 2017/03/27 - 19:50
Limit: FCC_Part15.209_RE(3m)	Engineer: Will Yan
Probe: BBHA9120D_1-18GHz	Polarity: Horizontal
EUT: Wi-Fi Extender	Power: AC 120V/60Hz
Test Mode: Transmit by 802.11ac-VHT40 at Channel 5190MHz Ant 0	

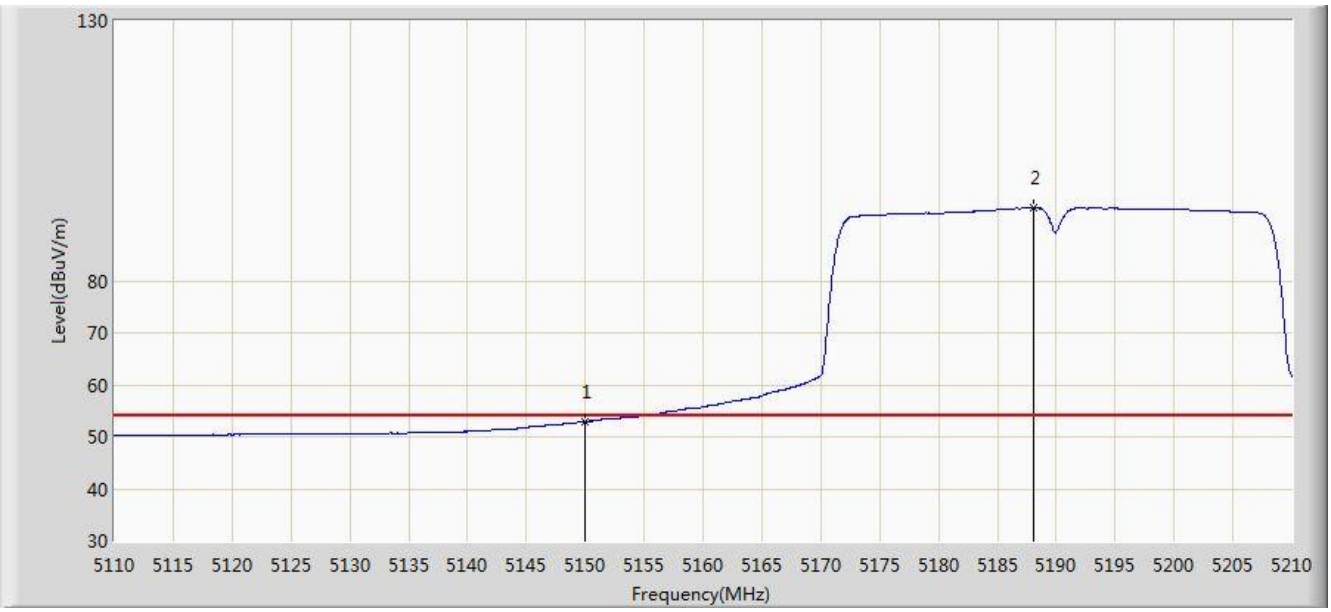

No	Flag	Mark	Frequency (MHz)	Measure Level (dBuV/m)	Reading Level (dBuV)	Over Limit (dB)	Limit (dBuV/m)	Factor (dB)	Type
1			5150.000	52.955	15.503	-1.045	54.000	37.452	AV
2		*	5188.100	94.160	56.806	N/A	N/A	37.353	AV

Note: Measure Level (dBμV/m) = Reading Level (dBμV) + Factor (dB)

Factor (dB) = Cable Loss (dB) + Antenna Factor (dB/m)

Site: AC1	Time: 2017/03/27 - 19:51
Limit: FCC_Part15.209_RE(3m)	Engineer: Will Yan
Probe: BBHA9120D_1-18GHz	Polarity: Vertical
EUT: Wi-Fi Extender	Power: AC 120V/60Hz
Test Mode: Transmit by 802.11ac-VHT40 at Channel 5190MHz Ant 0	

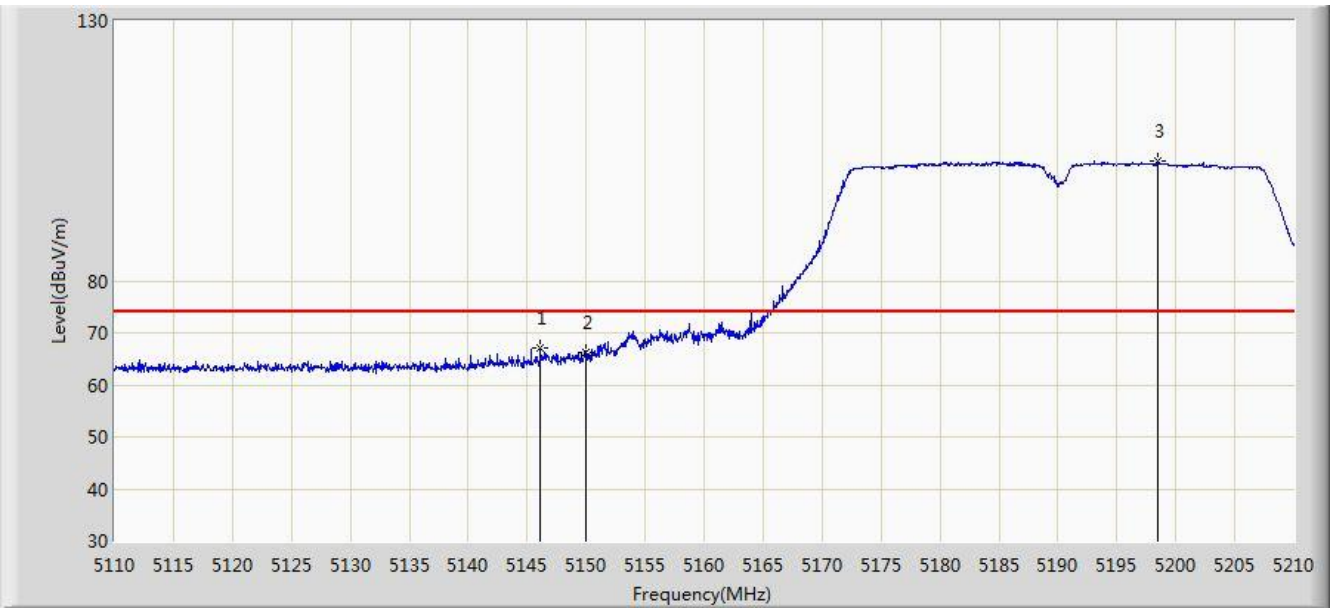

No	Flag	Mark	Frequency (MHz)	Measure Level (dBuV/m)	Reading Level (dBuV)	Over Limit (dB)	Limit (dBuV/m)	Factor (dB)	Type
1			5146.150	67.010	29.552	-6.990	74.000	37.457	PK
2			5150.000	66.094	28.642	-7.906	74.000	37.452	PK
3		*	5198.450	103.143	65.814	N/A	N/A	37.329	PK

Note: Measure Level (dBμV/m) = Reading Level (dBμV) + Factor (dB)

Factor (dB) = Cable Loss (dB) + Antenna Factor (dB/m)

Site: AC1	Time: 2017/03/27 - 19:54
Limit: FCC_Part15.209_RE(3m)	Engineer: Will Yan
Probe: BBHA9120D_1-18GHz	Polarity: Vertical
EUT: Wi-Fi Extender	Power: AC 120V/60Hz
Test Mode: Transmit by 802.11ac-VHT40 at Channel 5190MHz Ant 0	

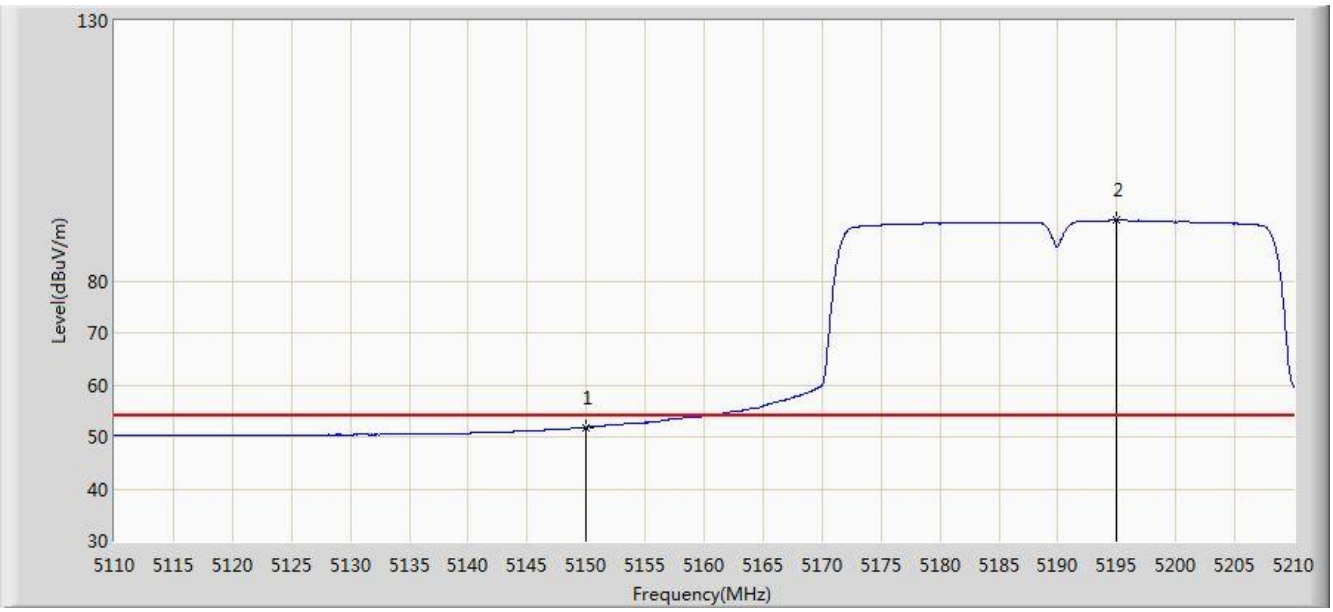

No	Flag	Mark	Frequency (MHz)	Measure Level (dBuV/m)	Reading Level (dBuV)	Over Limit (dB)	Limit (dBuV/m)	Factor (dB)	Type
1			5150.000	51.859	14.407	-2.141	54.000	37.452	AV
2		*	5194.900	91.658	54.321	N/A	N/A	37.337	AV

Note: Measure Level (dBμV/m) = Reading Level (dBμV) + Factor (dB)

Factor (dB) = Cable Loss (dB) + Antenna Factor (dB/m)

Site: AC1	Time: 2017/04/01 - 11:58
Limit: FCC_Part15.209_RE(3m)	Engineer: Will Yan
Probe: BBHA9120D_1-18GHz	Polarity: Horizontal
EUT: Wi-Fi Extender	Power: AC 120V/60Hz
Test Mode: Transmit by 802.11ac-VHT40 at Channel 5310MHz Ant 0	

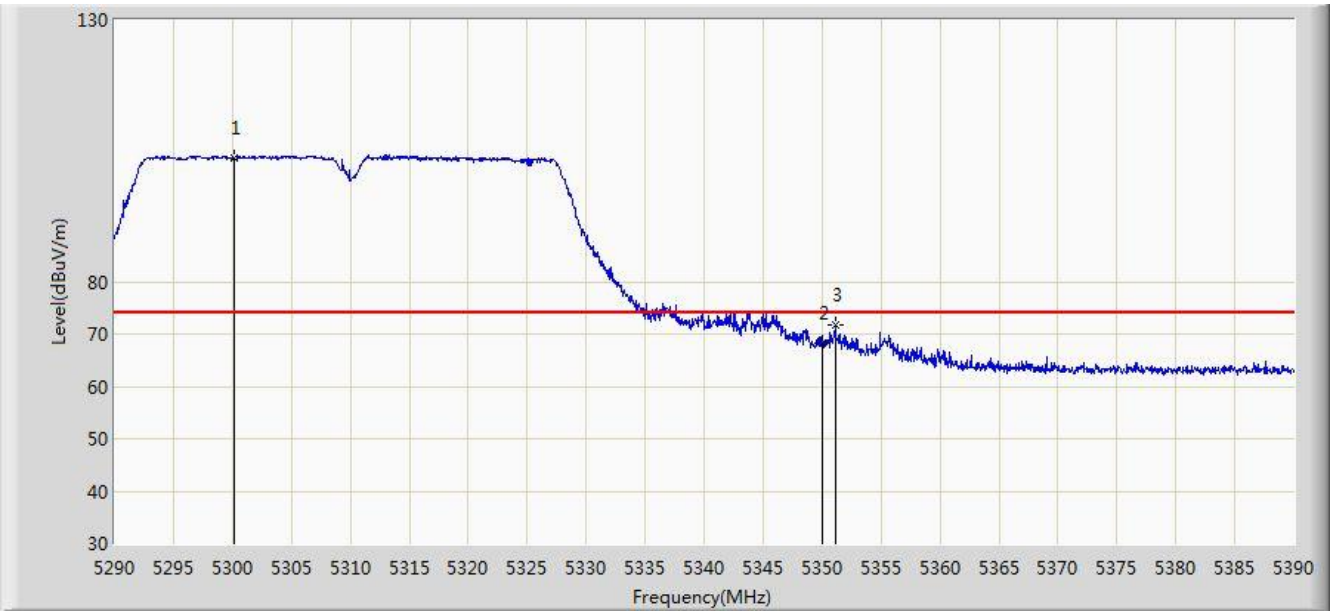

No	Flag	Mark	Frequency (MHz)	Measure Level (dBuV/m)	Reading Level (dBuV)	Over Limit (dB)	Limit (dBuV/m)	Factor (dB)	Type
1		*	5300.200	103.762	66.576	N/A	N/A	37.186	PK
2			5350.000	68.335	31.049	-5.665	74.000	37.286	PK
3			5351.100	71.766	34.476	-2.234	74.000	37.290	PK

Note: Measure Level (dBμV/m) = Reading Level (dBμV) + Factor (dB)

Factor (dB) = Cable Loss (dB) + Antenna Factor (dB/m)

Site: AC1	Time: 2017/04/01 - 12:00
Limit: FCC_Part15.209_RE(3m)	Engineer: Will Yan
Probe: BBHA9120D_1-18GHz	Polarity: Horizontal
EUT: Wi-Fi Extender	Power: AC 120V/60Hz
Test Mode: Transmit by 802.11ac-VHT40 at Channel 5310MHz Ant 0	

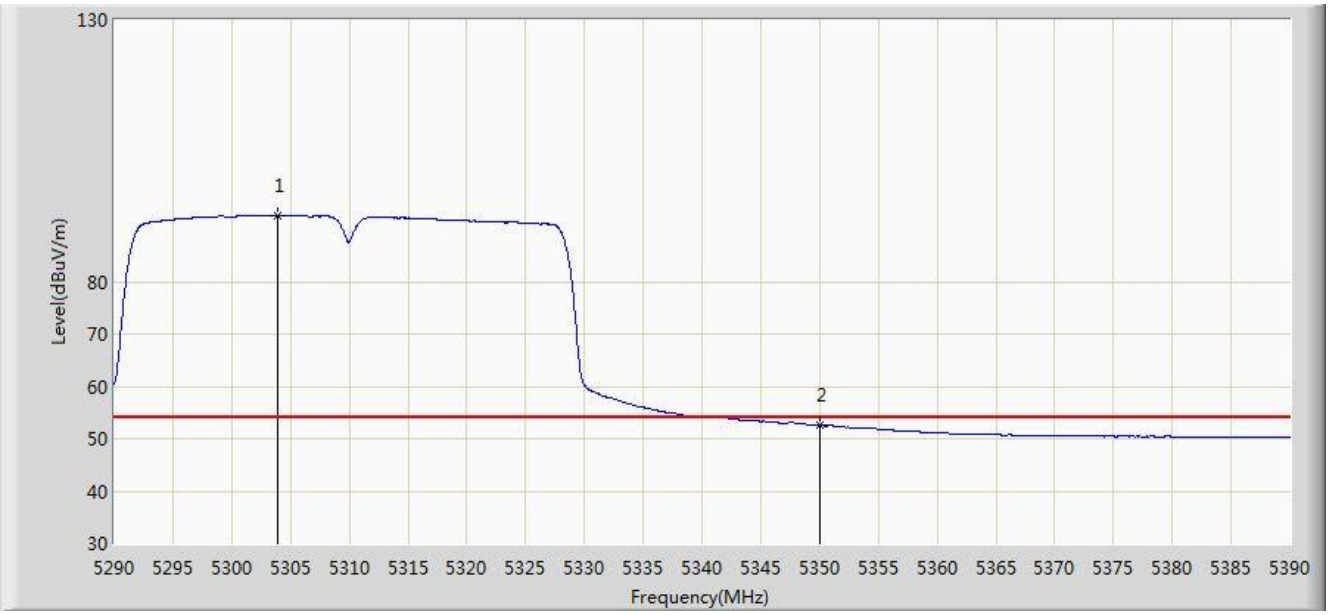

No	Flag	Mark	Frequency (MHz)	Measure Level (dBuV/m)	Reading Level (dBuV)	Over Limit (dB)	Limit (dBuV/m)	Factor (dB)	Type
1		*	5303.950	92.647	55.456	N/A	N/A	37.191	AV
2			5350.000	52.517	15.231	-1.483	54.000	37.286	AV

Note: Measure Level (dBμV/m) = Reading Level (dBμV) + Factor (dB)

Factor (dB) = Cable Loss (dB) + Antenna Factor (dB/m)

Site: AC1	Time: 2017/04/01 - 12:00
Limit: FCC_Part15.209_RE(3m)	Engineer: Will Yan
Probe: BBHA9120D_1-18GHz	Polarity: Vertical
EUT: Wi-Fi Extender	Power: AC 120V/60Hz
Test Mode: Transmit by 802.11ac-VHT40 at Channel 5310MHz Ant 0	

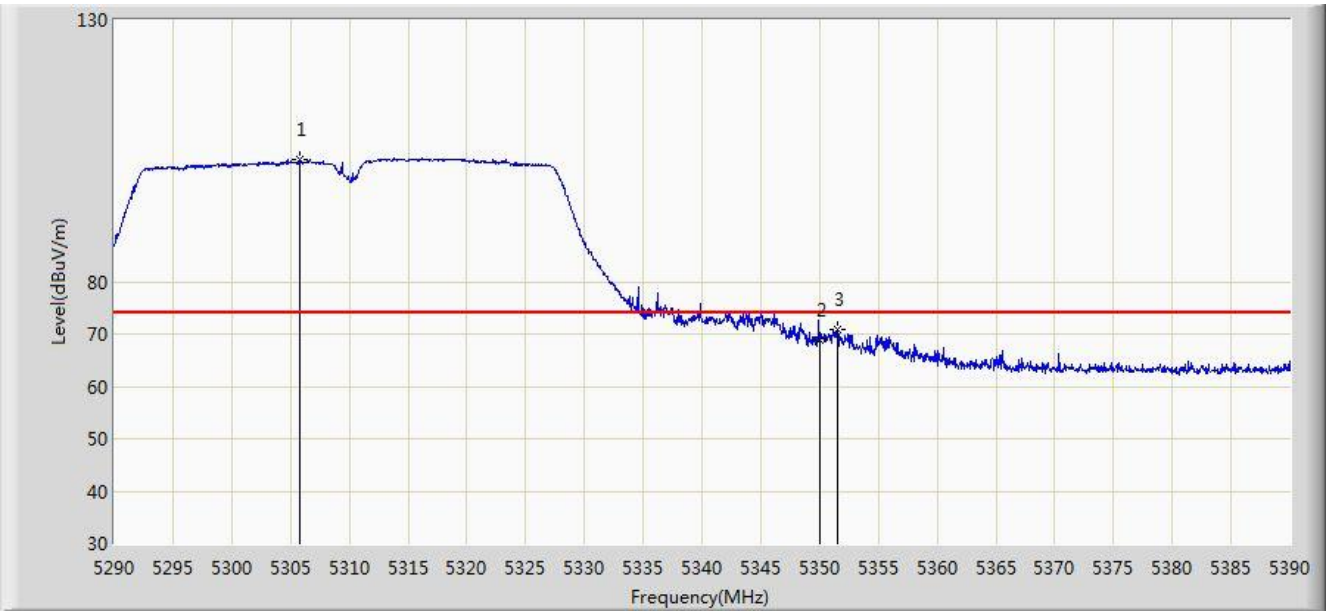

No	Flag	Mark	Frequency (MHz)	Measure Level (dBuV/m)	Reading Level (dBuV)	Over Limit (dB)	Limit (dBuV/m)	Factor (dB)	Type
1		*	5305.850	103.448	66.255	N/A	N/A	37.193	PK
2			5350.000	68.778	31.492	-5.222	74.000	37.286	PK
3			5351.500	70.985	33.694	-3.015	74.000	37.291	PK

Note: Measure Level (dBμV/m) = Reading Level (dBμV) + Factor (dB)

Factor (dB) = Cable Loss (dB) + Antenna Factor (dB/m)

Site: AC1	Time: 2017/04/01 - 12:02
Limit: FCC_Part15.209_RE(3m)	Engineer: Will Yan
Probe: BBHA9120D_1-18GHz	Polarity: Vertical
EUT: Wi-Fi Extender	Power: AC 120V/60Hz
Test Mode: Transmit by 802.11ac-VHT40 at Channel 5310MHz Ant 0	

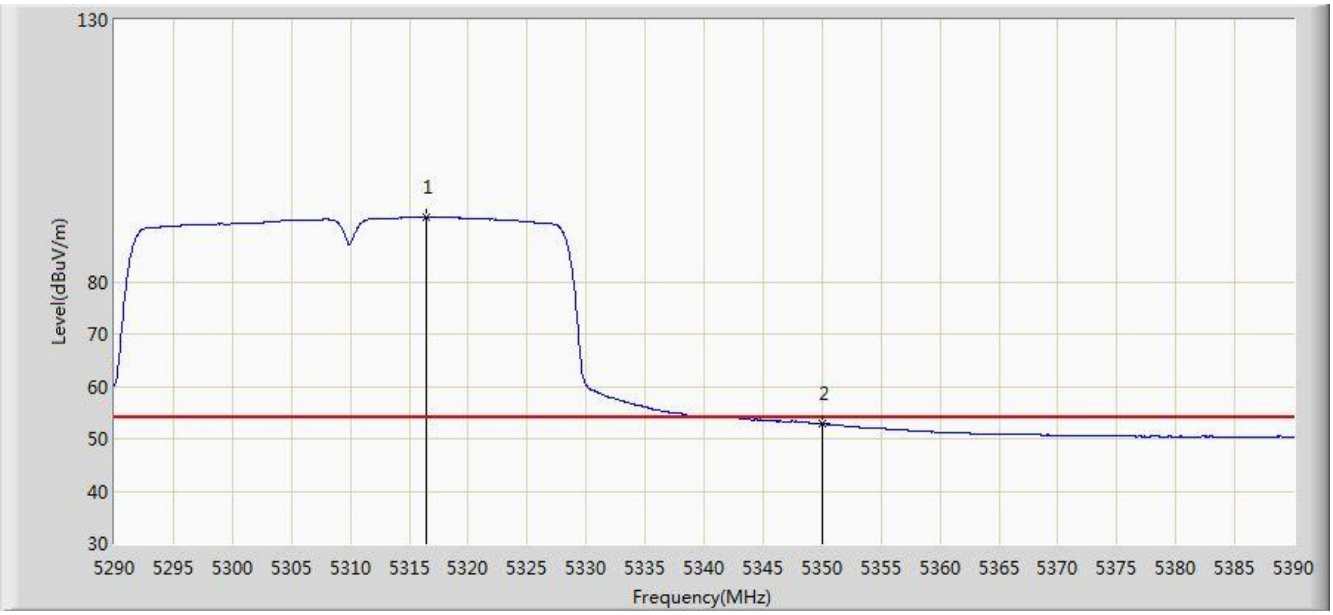

No	Flag	Mark	Frequency (MHz)	Measure Level (dBuV/m)	Reading Level (dBuV)	Over Limit (dB)	Limit (dBuV/m)	Factor (dB)	Type
1		*	5316.450	92.269	55.062	N/A	N/A	37.207	AV
2			5350.000	52.830	15.544	-1.170	54.000	37.286	AV

Note: Measure Level (dBμV/m) = Reading Level (dBμV) + Factor (dB)

Factor (dB) = Cable Loss (dB) + Antenna Factor (dB/m)

Site: AC1	Time: 2017/04/01 - 13:19
Limit: FCC_Part15.209_RE(3m)	Engineer: Will Yan
Probe: BBHA9120D_1-18GHz	Polarity: Horizontal
EUT: Wi-Fi Extender	Power: AC 120V/60Hz
Test Mode: Transmit by 802.11ac-VHT40 at Channel 5510MHz Ant 0	

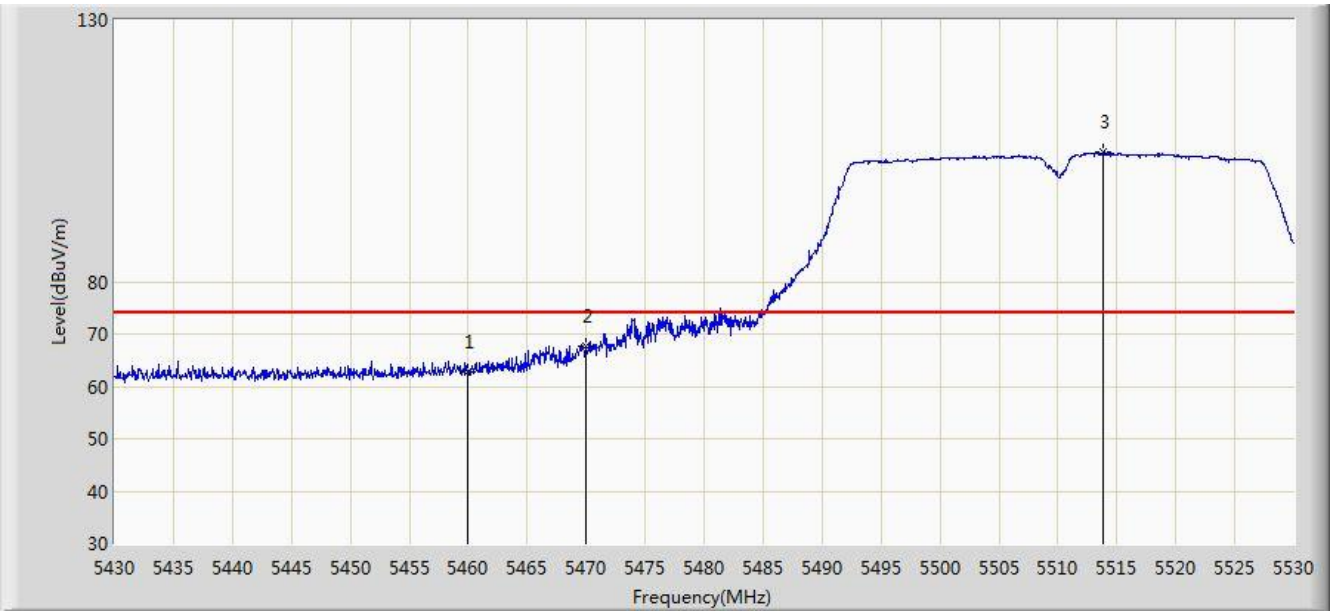

No	Flag	Mark	Frequency (MHz)	Measure Level (dBuV/m)	Reading Level (dBuV)	Over Limit (dB)	Limit (dBuV/m)	Factor (dB)	Type
1			5460.000	62.654	25.091	-11.346	74.000	37.563	PK
2			5470.000	67.641	30.052	-6.359	74.000	37.588	PK
3		*	5513.850	104.758	67.118	N/A	N/A	37.640	PK

Note: Measure Level (dBμV/m) = Reading Level (dBμV) + Factor (dB)

Factor (dB) = Cable Loss (dB) + Antenna Factor (dB/m)

Site: AC1	Time: 2017/04/01 - 13:19
Limit: FCC_Part15.209_RE(3m)	Engineer: Will Yan
Probe: BBHA9120D_1-18GHz	Polarity: Horizontal
EUT: Wi-Fi Extender	Power: AC 120V/60Hz
Test Mode: Transmit by 802.11ac-VHT40 at Channel 5510MHz Ant 0	

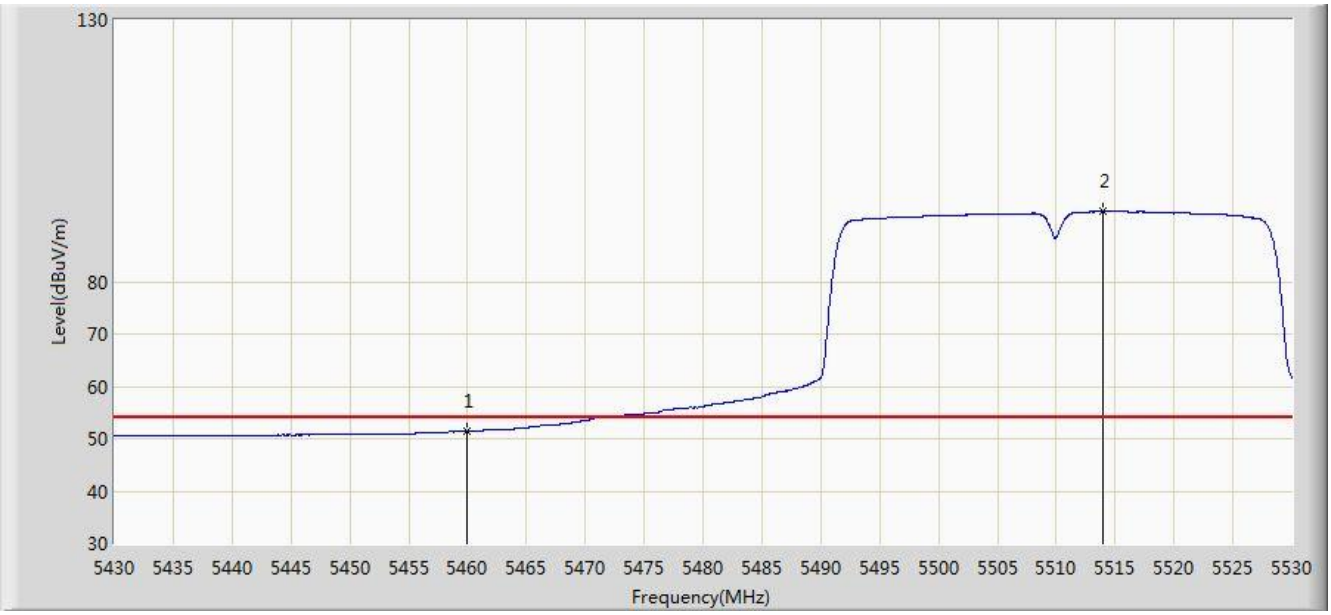

No	Flag	Mark	Frequency (MHz)	Measure Level (dBuV/m)	Reading Level (dBuV)	Over Limit (dB)	Limit (dBuV/m)	Factor (dB)	Type
1			5460.000	51.456	13.893	-2.544	54.000	37.563	AV
2		*	5513.950	93.388	55.748	N/A	N/A	37.640	AV

Note: Measure Level (dBμV/m) = Reading Level (dBμV) + Factor (dB)

Factor (dB) = Cable Loss (dB) + Antenna Factor (dB/m)

Site: AC1	Time: 2017/04/01 - 13:20
Limit: FCC_Part15.209_RE(3m)	Engineer: Will Yan
Probe: BBHA9120D_1-18GHz	Polarity: Vertical
EUT: Wi-Fi Extender	Power: AC 120V/60Hz
Test Mode: Transmit by 802.11ac-VHT40 at Channel 5510MHz Ant 0	

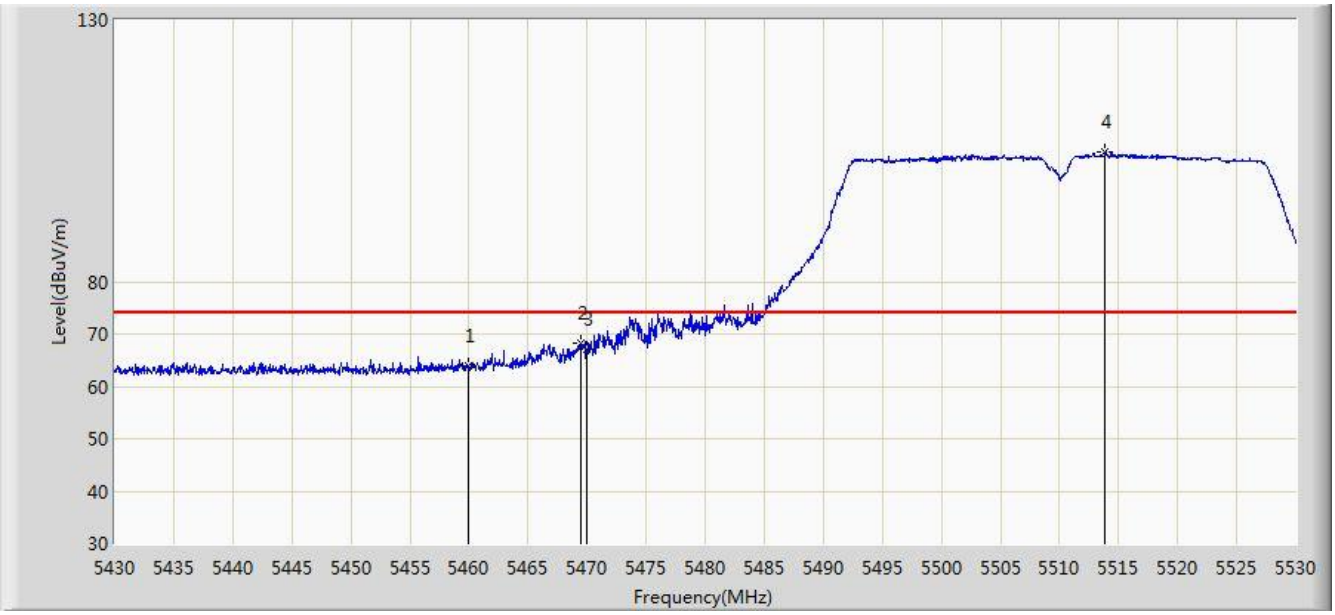

No	Flag	Mark	Frequency (MHz)	Measure Level (dBuV/m)	Reading Level (dBuV)	Over Limit (dB)	Limit (dBuV/m)	Factor (dB)	Type
1			5460.000	63.886	26.323	-10.114	74.000	37.563	PK
2			5469.450	68.175	30.588	-5.825	74.000	37.588	PK
3			5470.000	67.003	29.414	-6.997	74.000	37.588	PK
4		*	5513.850	104.716	67.076	N/A	N/A	37.640	PK

Note: Measure Level (dBμV/m) = Reading Level (dBμV) + Factor (dB)

Factor (dB) = Cable Loss (dB) + Antenna Factor (dB/m)

Site: AC1	Time: 2017/04/01 - 13:21
Limit: FCC_Part15.209_RE(3m)	Engineer: Will Yan
Probe: BBHA9120D_1-18GHz	Polarity: Vertical
EUT: Wi-Fi Extender	Power: AC 120V/60Hz
Test Mode: Transmit by 802.11ac-VHT40 at Channel 5510MHz Ant 0	

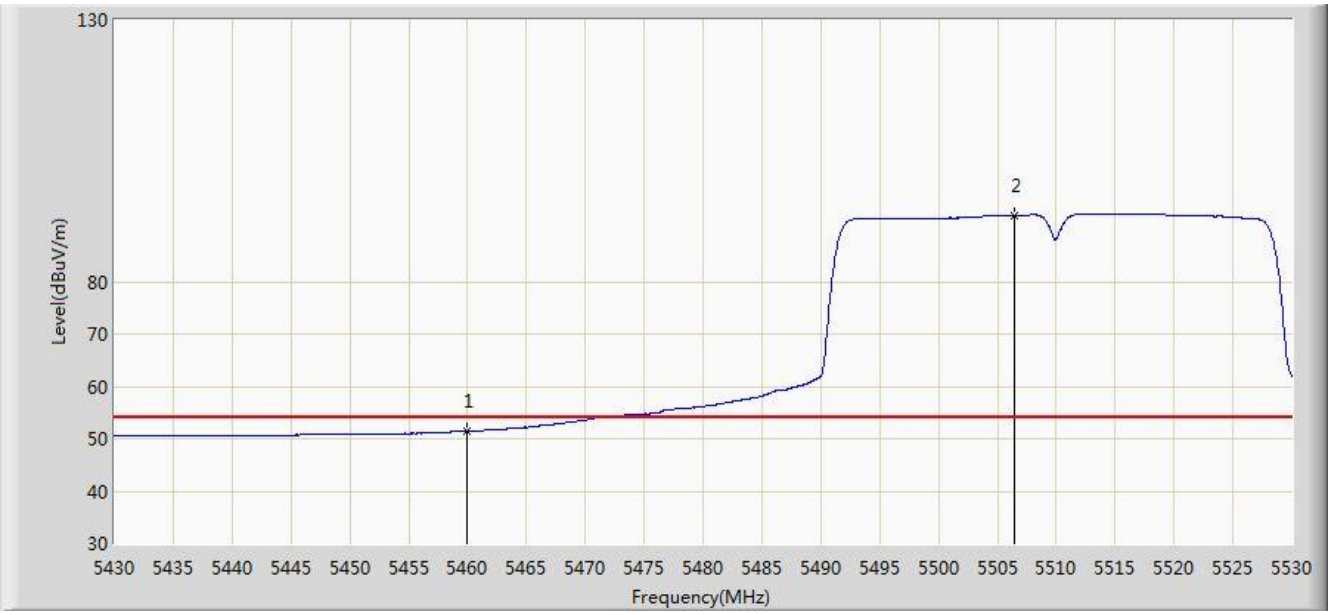

No	Flag	Mark	Frequency (MHz)	Measure Level (dBuV/m)	Reading Level (dBuV)	Over Limit (dB)	Limit (dBuV/m)	Factor (dB)	Type
1			5460.000	51.440	13.877	-2.560	54.000	37.563	AV
2		*	5506.450	92.625	54.994	N/A	N/A	37.631	AV

Note: Measure Level (dBμV/m) = Reading Level (dBμV) + Factor (dB)

Factor (dB) = Cable Loss (dB) + Antenna Factor (dB/m)

Site: AC1	Time: 2017/04/01 - 13:22
Limit: FCC_Part15.209_RE(3m)	Engineer: Will Yan
Probe: BBHA9120D_1-18GHz	Polarity: Horizontal
EUT: Wi-Fi Extender	Power: AC 120V/60Hz
Test Mode: Transmit by 802.11ac-VHT40 at Channel 5670MHz Ant 0	

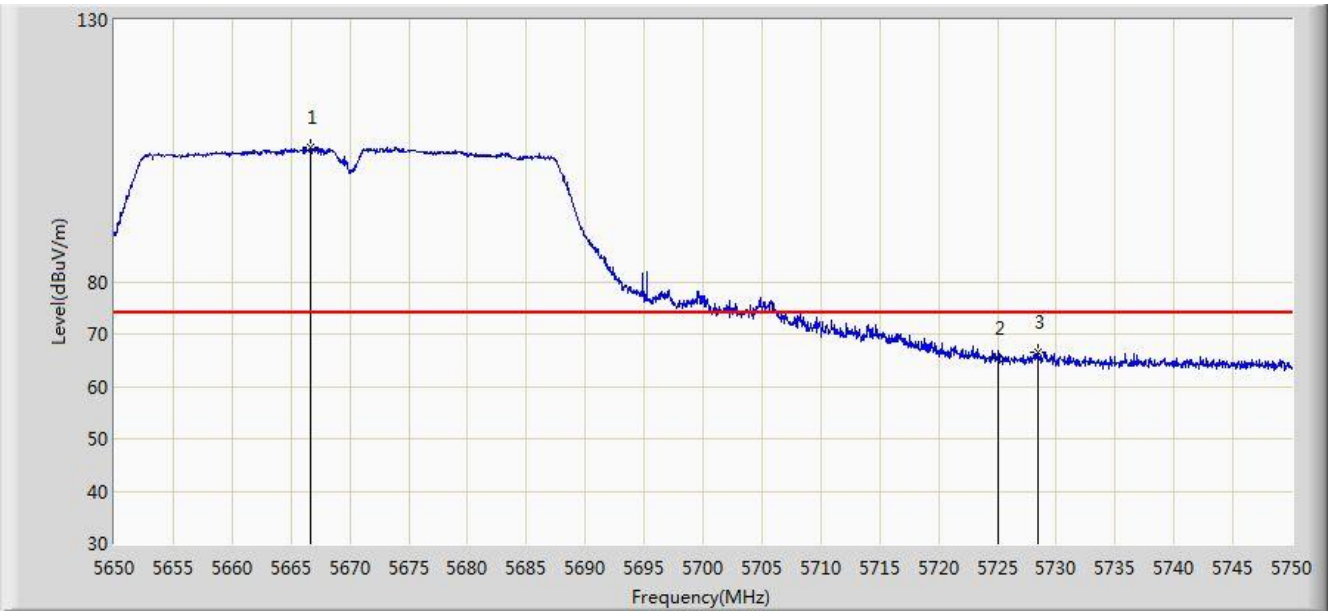

No	Flag	Mark	Frequency (MHz)	Measure Level (dBuV/m)	Reading Level (dBuV)	Over Limit (dB)	Limit (dBuV/m)	Factor (dB)	Type
1		*	5666.650	105.683	67.878	N/A	N/A	37.805	PK
2			5725.000	65.251	27.261	-8.749	74.000	37.990	PK
3			5728.400	66.467	28.463	-7.533	74.000	38.004	PK

Note: Measure Level (dBμV/m) = Reading Level (dBμV) + Factor (dB)

Factor (dB) = Cable Loss (dB) + Antenna Factor (dB/m)

Site: AC1	Time: 2017/04/01 - 13:24
Limit: FCC_Part15.209_RE(3m)	Engineer: Will Yan
Probe: BBHA9120D_1-18GHz	Polarity: Horizontal
EUT: Wi-Fi Extender	Power: AC 120V/60Hz
Test Mode: Transmit by 802.11ac-VHT40 at Channel 5670MHz Ant 0	

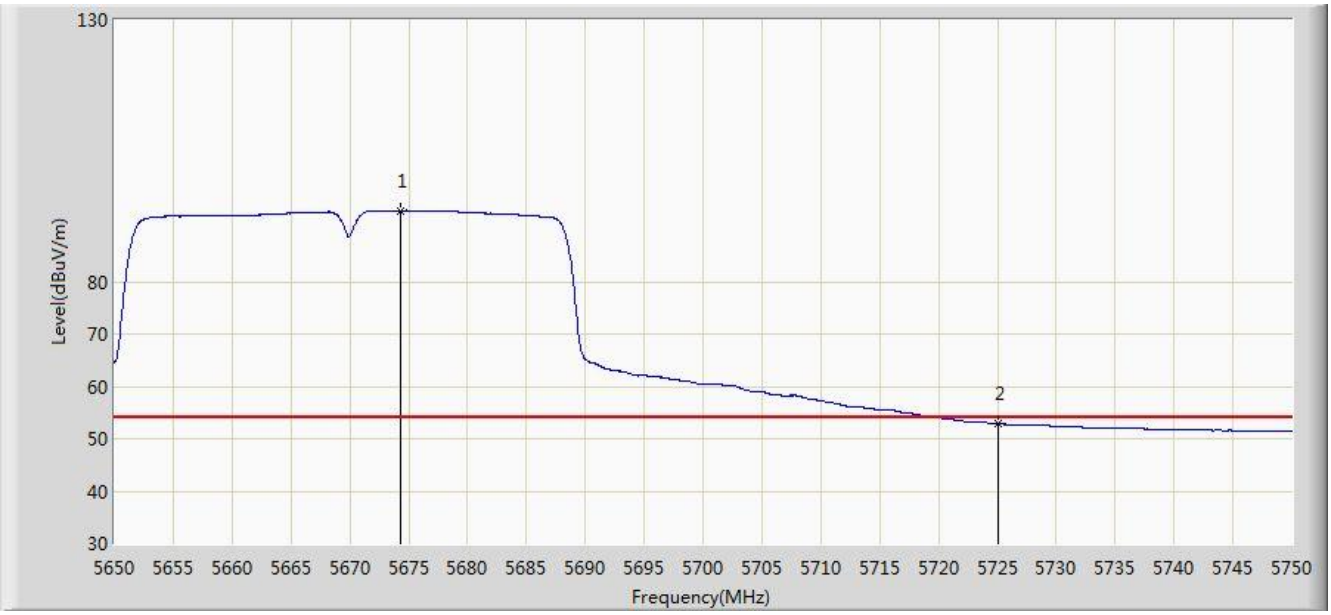

No	Flag	Mark	Frequency (MHz)	Measure Level (dBuV/m)	Reading Level (dBuV)	Over Limit (dB)	Limit (dBuV/m)	Factor (dB)	Type
1		*	5674.350	93.537	55.722	N/A	N/A	37.815	AV
2			5725.000	52.851	14.861	-1.149	54.000	37.990	AV

Note: Measure Level (dBμV/m) = Reading Level (dBμV) + Factor (dB)

Factor (dB) = Cable Loss (dB) + Antenna Factor (dB/m)

Site: AC1	Time: 2017/04/01 - 13:24
Limit: FCC_Part15.209_RE(3m)	Engineer: Will Yan
Probe: BBHA9120D_1-18GHz	Polarity: Vertical
EUT: Wi-Fi Extender	Power: AC 120V/60Hz
Test Mode: Transmit by 802.11ac-VHT40 at Channel 5670MHz Ant 0	

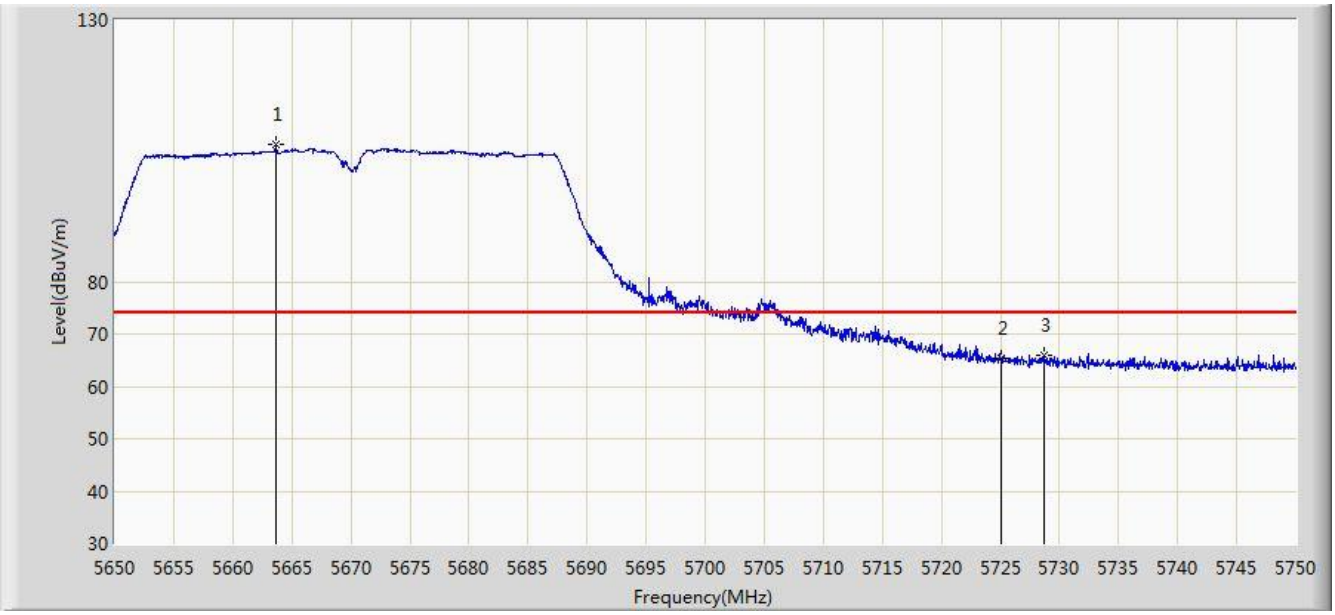

No	Flag	Mark	Frequency (MHz)	Measure Level (dBuV/m)	Reading Level (dBuV)	Over Limit (dB)	Limit (dBuV/m)	Factor (dB)	Type
1		*	5663.600	106.208	68.407	N/A	N/A	37.801	PK
2			5725.000	65.399	27.409	-8.601	74.000	37.990	PK
3			5728.650	66.051	28.046	-7.949	74.000	38.005	PK

Note: Measure Level (dBμV/m) = Reading Level (dBμV) + Factor (dB)

Factor (dB) = Cable Loss (dB) + Antenna Factor (dB/m)

Site: AC1	Time: 2017/04/01 - 13:25
Limit: FCC_Part15.209_RE(3m)	Engineer: Will Yan
Probe: BBHA9120D_1-18GHz	Polarity: Vertical
EUT: Wi-Fi Extender	Power: AC 120V/60Hz
Test Mode: Transmit by 802.11ac-VHT40 at Channel 5670MHz Ant 0	

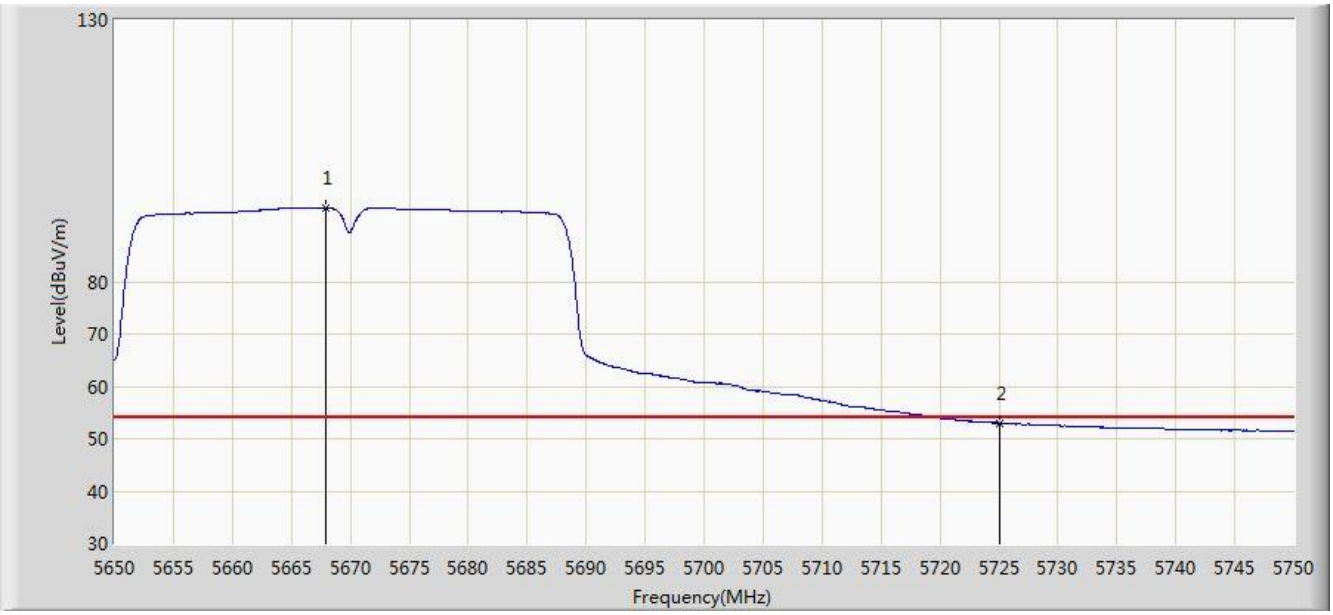

No	Flag	Mark	Frequency (MHz)	Measure Level (dBuV/m)	Reading Level (dBuV)	Over Limit (dB)	Limit (dBuV/m)	Factor (dB)	Type
1		*	5667.900	94.134	56.327	N/A	N/A	37.807	AV
2			5725.000	53.017	15.027	-0.983	54.000	37.990	AV

Note: Measure Level (dBμV/m) = Reading Level (dBμV) + Factor (dB)

Factor (dB) = Cable Loss (dB) + Antenna Factor (dB/m)

Site: AC1	Time: 2017/03/27 - 19:55
Limit: FCC_Part15.407_RE(3m)_Bandedge	Engineer: Will Yan
Probe: BBHA9120D_1-18GHz	Polarity: Horizontal
EUT: Wi-Fi Extender	Power: AC 120V/60Hz
Test Mode: Transmit by 802.11ac-VHT40 at Channel 5755MHz Ant 0	

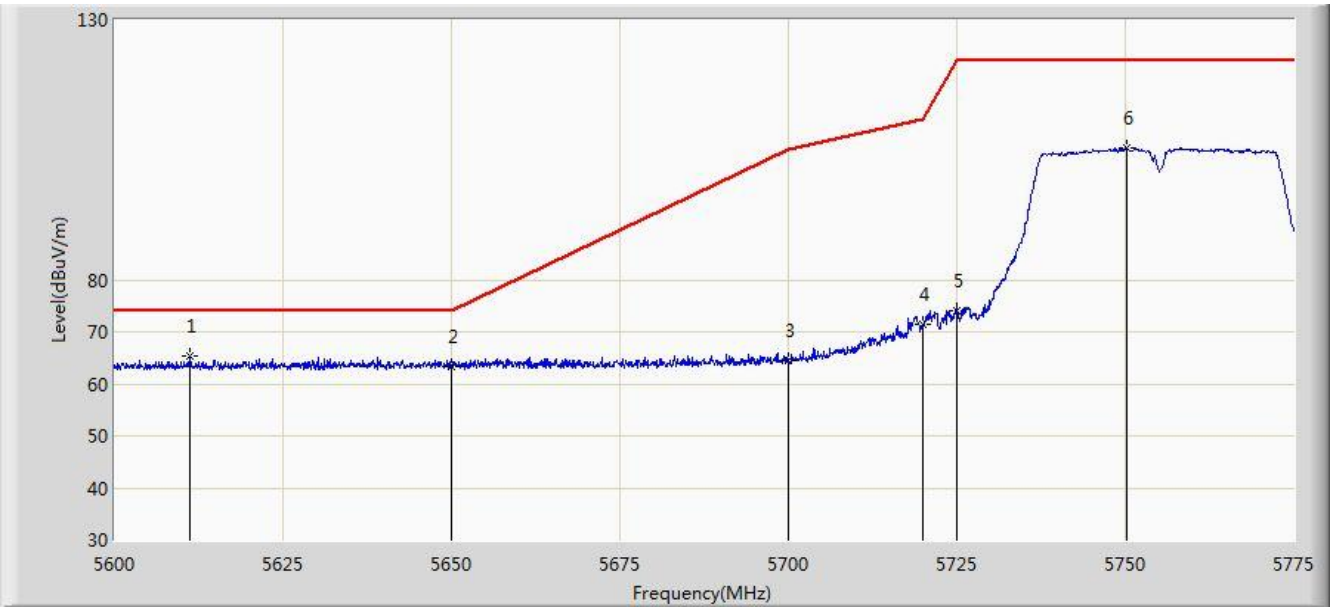

No	Flag	Mark	Frequency (MHz)	Measure Level (dBuV/m)	Reading Level (dBuV)	Over Limit (dB)	Limit (dBuV/m)	Factor (dB)	Type
1		*	5611.288	65.230	27.510	-8.770	74.000	37.720	PK
2			5650.000	63.295	25.508	-10.705	74.000	37.787	PK
3			5700.000	64.575	26.683	-40.625	105.200	37.892	PK
4			5720.000	71.413	33.444	-39.387	110.800	37.970	PK
5			5725.000	74.183	36.193	-48.017	122.200	37.990	PK
6			5750.150	105.329	67.232	N/A	N/A	38.097	PK

Note: Measure Level (dBμV/m) = Reading Level (dBμV) + Factor (dB)

Factor (dB) = Cable Loss (dB) + Antenna Factor (dB/m)

Site: AC1	Time: 2017/03/27 - 19:59
Limit: FCC_Part15.407_RE(3m)_Bandedge	Engineer: Will Yan
Probe: BBHA9120D_1-18GHz	Polarity: Vertical
EUT: Wi-Fi Extender	Power: AC 120V/60Hz
Test Mode: Transmit by 802.11ac-VHT40 at Channel 5755MHz Ant 0	

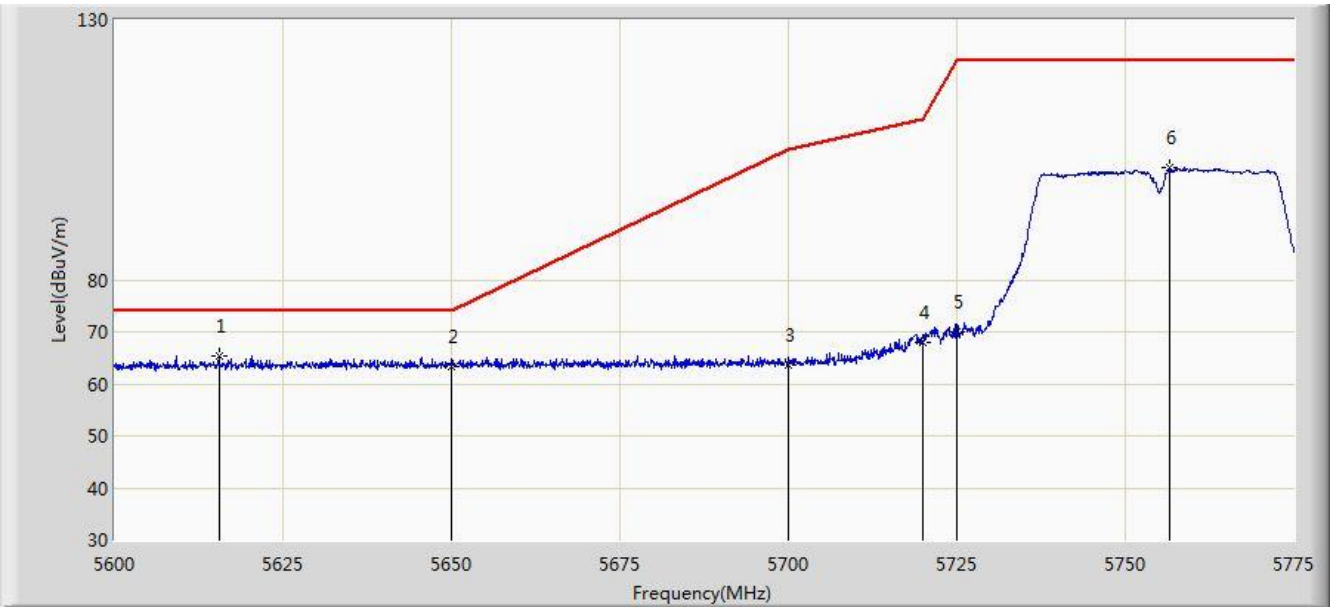

No	Flag	Mark	Frequency (MHz)	Measure Level (dBuV/m)	Reading Level (dBuV)	Over Limit (dB)	Limit (dBuV/m)	Factor (dB)	Type
1		*	5615.575	65.447	27.720	-8.553	74.000	37.727	PK
2			5650.000	63.323	25.536	-10.677	74.000	37.787	PK
3			5700.000	63.506	25.614	-41.694	105.200	37.892	PK
4			5720.000	67.863	29.894	-42.937	110.800	37.970	PK
5			5725.000	70.093	32.103	-52.107	122.200	37.990	PK
6			5756.625	101.451	63.324	N/A	N/A	38.127	PK

Note: Measure Level (dBμV/m) = Reading Level (dBμV) + Factor (dB)

Factor (dB) = Cable Loss (dB) + Antenna Factor (dB/m)

Site: AC1	Time: 2017/03/27 - 20:03
Limit: FCC_Part15.407_RE(3m)_Bandedge	Engineer: Will Yan
Probe: BBHA9120D_1-18GHz	Polarity: Horizontal
EUT: Wi-Fi Extender	Power: AC 120V/60Hz
Test Mode: Transmit by 802.11ac-VHT40 at Channel 5795MHz Ant 0	

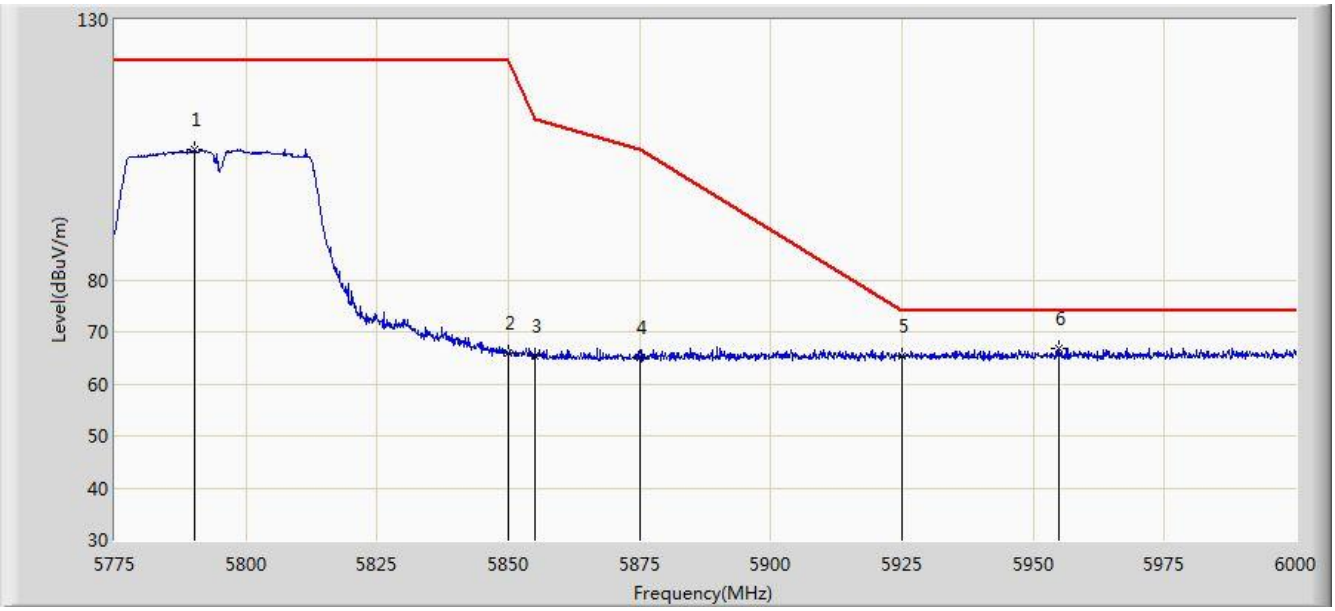

No	Flag	Mark	Frequency (MHz)	Measure Level (dBuV/m)	Reading Level (dBuV)	Over Limit (dB)	Limit (dBuV/m)	Factor (dB)	Type
1			5790.300	104.994	66.762	N/A	N/A	38.232	PK
2			5850.000	65.891	27.438	-56.309	122.200	38.454	PK
3			5855.000	65.273	26.808	-45.527	110.800	38.465	PK
4			5875.000	65.044	26.547	-40.156	105.200	38.497	PK
5			5925.000	65.478	26.945	-8.522	74.000	38.533	PK
6		*	5955.000	66.779	28.271	-7.221	74.000	38.508	PK

Note: Measure Level (dBμV/m) = Reading Level (dBμV) + Factor (dB)

Factor (dB) = Cable Loss (dB) + Antenna Factor (dB/m)

Site: AC1	Time: 2017/03/27 - 20:07
Limit: FCC_Part15.407_RE(3m)_Bandedge	Engineer: Will Yan
Probe: BBHA9120D_1-18GHz	Polarity: Vertical
EUT: Wi-Fi Extender	Power: AC 120V/60Hz
Test Mode: Transmit by 802.11ac-VHT40 at Channel 5795MHz Ant 0	

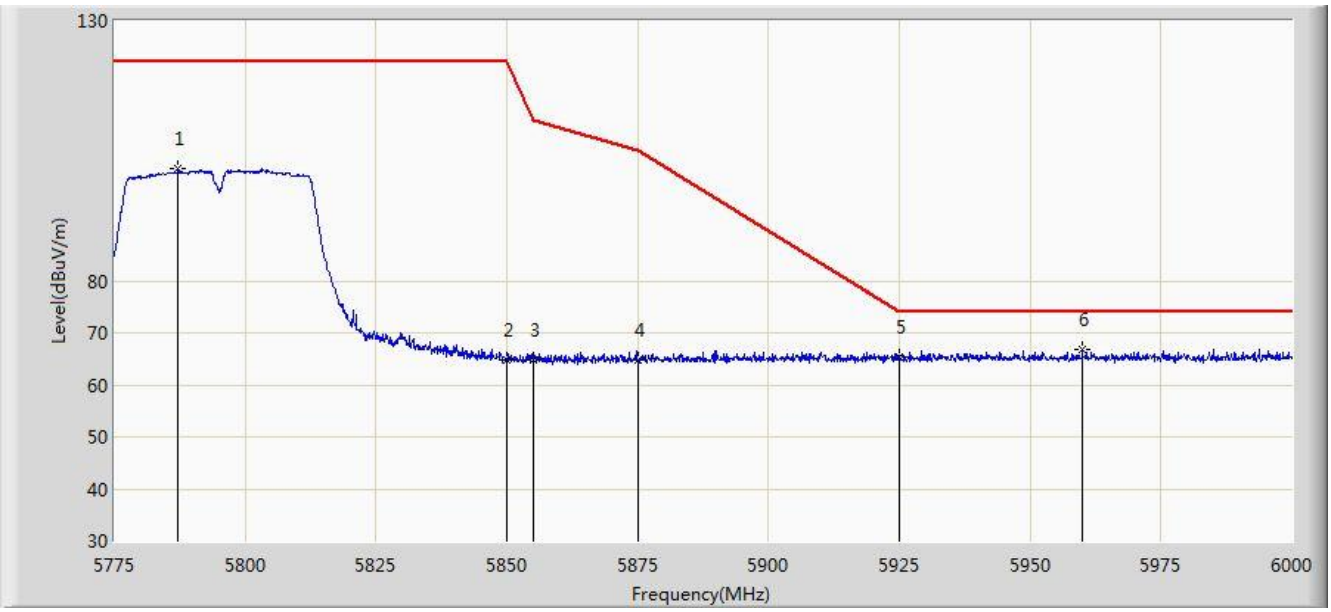

No	Flag	Mark	Frequency (MHz)	Measure Level (dBuV/m)	Reading Level (dBuV)	Over Limit (dB)	Limit (dBuV/m)	Factor (dB)	Type
1			5787.263	101.573	63.352	N/A	N/A	38.220	PK
2			5850.000	64.811	26.358	-57.389	122.200	38.454	PK
3			5855.000	64.918	26.453	-45.882	110.800	38.465	PK
4			5875.000	64.680	26.183	-40.520	105.200	38.497	PK
5			5925.000	65.491	26.958	-8.509	74.000	38.533	PK
6		*	5959.950	66.724	28.207	-7.276	74.000	38.517	PK

Note: Measure Level (dBμV/m) = Reading Level (dBμV) + Factor (dB)

Factor (dB) = Cable Loss (dB) + Antenna Factor (dB/m)

Site: AC1	Time: 2017/03/27 - 20:10
Limit: FCC_Part15.209_RE(3m)	Engineer: Will Yan
Probe: BBHA9120D_1-18GHz	Polarity: Horizontal
EUT: Wi-Fi Extender	Power: AC 120V/60Hz
Test Mode: Transmit by 802.11ac-VHT80 at Channel 5210MHz Ant 0	

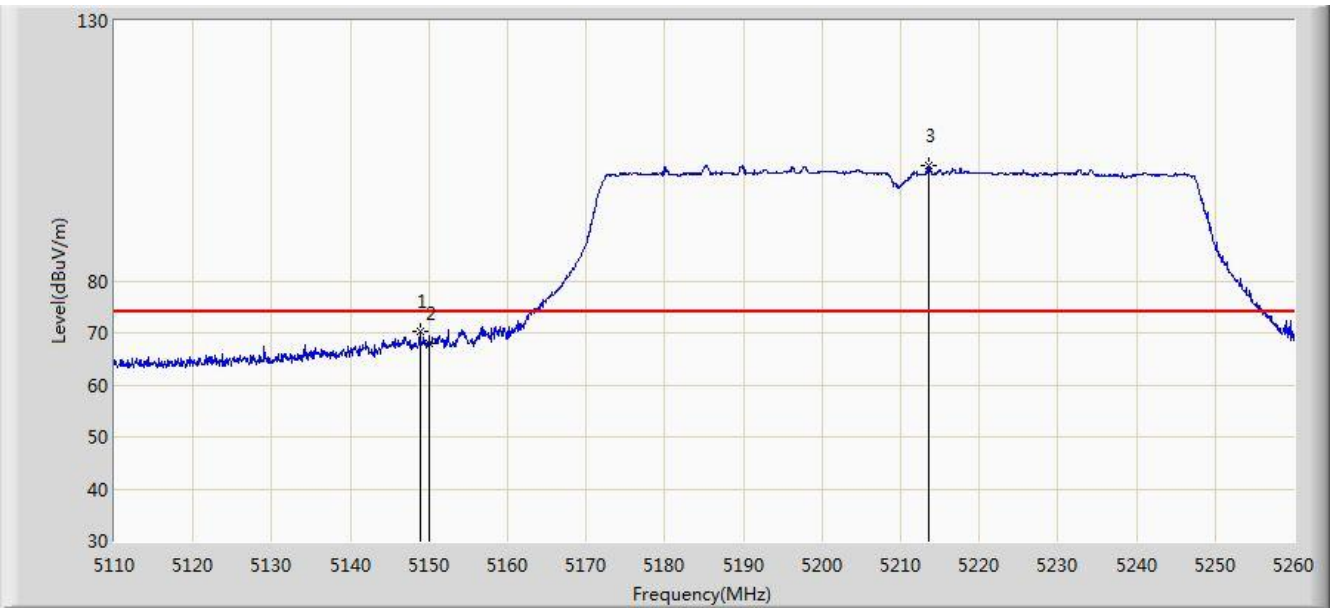

No	Flag	Mark	Frequency (MHz)	Measure Level (dBuV/m)	Reading Level (dBuV)	Over Limit (dB)	Limit (dBuV/m)	Factor (dB)	Type
1			5148.850	70.238	32.785	-3.762	74.000	37.454	PK
2			5150.000	67.939	30.487	-6.061	74.000	37.452	PK
3		*	5213.575	102.169	64.890	N/A	N/A	37.279	PK

Note: Measure Level (dBμV/m) = Reading Level (dBμV) + Factor (dB)

Factor (dB) = Cable Loss (dB) + Antenna Factor (dB/m)

Site: AC1	Time: 2017/03/27 - 20:13
Limit: FCC_Part15.209_RE(3m)	Engineer: Will Yan
Probe: BBHA9120D_1-18GHz	Polarity: Horizontal
EUT: Wi-Fi Extender	Power: AC 120V/60Hz
Test Mode: Transmit by 802.11ac-VHT80 at Channel 5210MHz Ant 0	

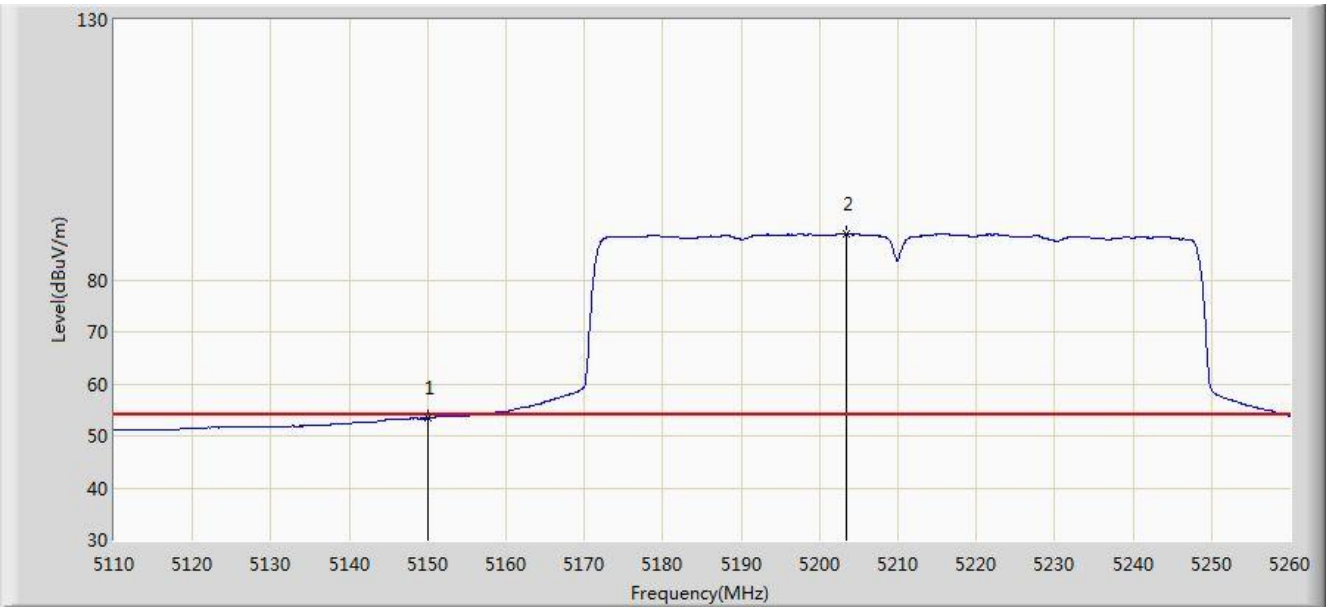

No	Flag	Mark	Frequency (MHz)	Measure Level (dBuV/m)	Reading Level (dBuV)	Over Limit (dB)	Limit (dBuV/m)	Factor (dB)	Type
1			5150.000	53.393	15.941	-0.607	54.000	37.452	AV
2		*	5203.450	88.895	51.583	N/A	N/A	37.312	AV

Note: Measure Level (dBμV/m) = Reading Level (dBμV) + Factor (dB)

Factor (dB) = Cable Loss (dB) + Antenna Factor (dB/m)

Site: AC1	Time: 2017/03/27 - 20:15
Limit: FCC_Part15.209_RE(3m)	Engineer: Will Yan
Probe: BBHA9120D_1-18GHz	Polarity: Vertical
EUT: Wi-Fi Extender	Power: AC 120V/60Hz
Test Mode: Transmit by 802.11ac-VHT80 at Channel 5210MHz Ant 0	

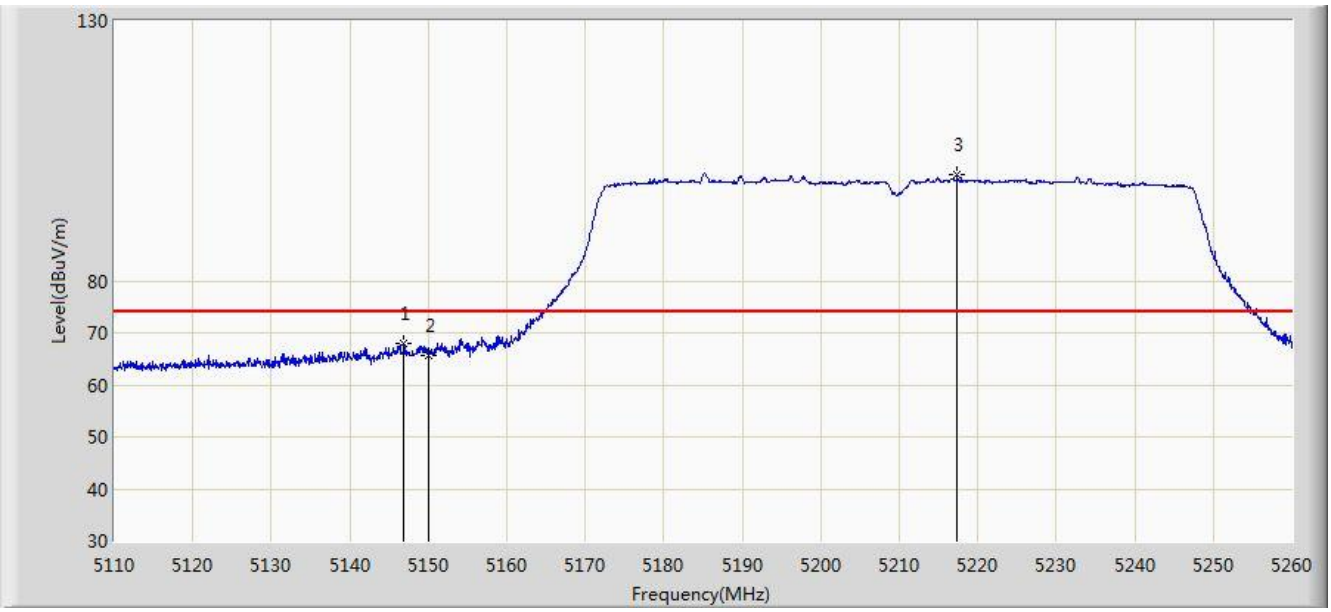

No	Flag	Mark	Frequency (MHz)	Measure Level (dBuV/m)	Reading Level (dBuV)	Over Limit (dB)	Limit (dBuV/m)	Factor (dB)	Type
1			5146.900	67.937	30.480	-6.063	74.000	37.456	PK
2			5150.000	65.619	28.167	-8.381	74.000	37.452	PK
3		*	5217.400	100.505	63.237	N/A	N/A	37.268	PK

Note: Measure Level (dBμV/m) = Reading Level (dBμV) + Factor (dB)

Factor (dB) = Cable Loss (dB) + Antenna Factor (dB/m)

Site: AC1	Time: 2017/03/27 - 20:18
Limit: FCC_Part15.209_RE(3m)	Engineer: Will Yan
Probe: BBHA9120D_1-18GHz	Polarity: Vertical
EUT: Wi-Fi Extender	Power: AC 120V/60Hz
Test Mode: Transmit by 802.11ac-VHT80 at Channel 5210MHz Ant 0	

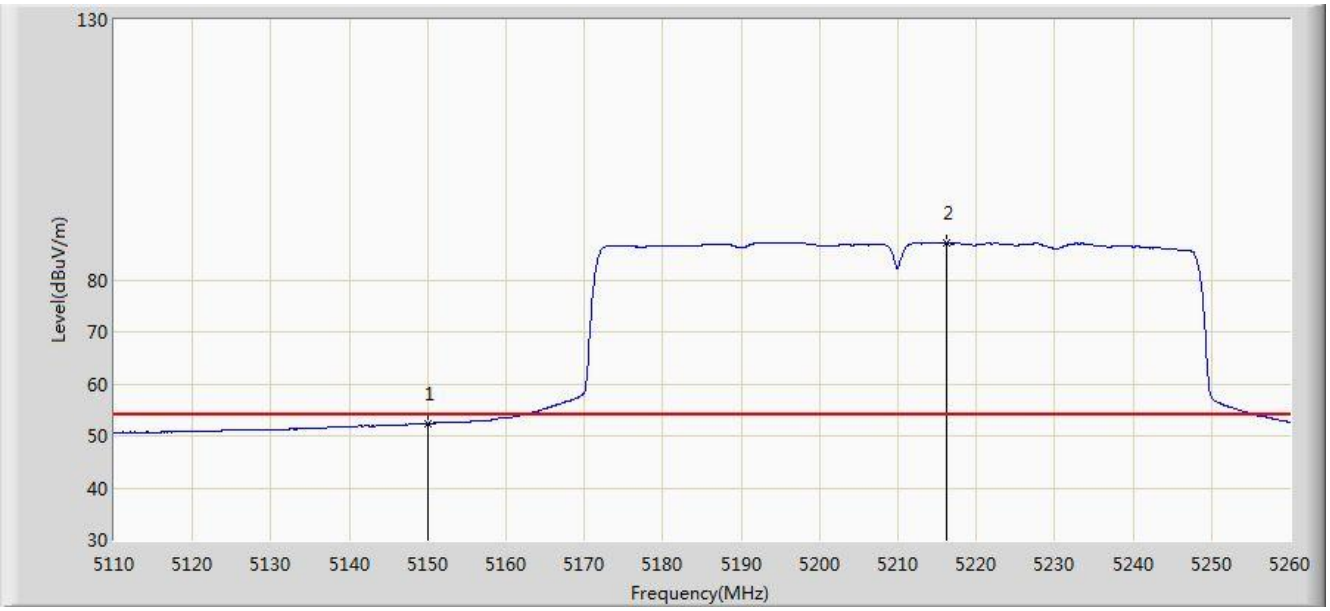

No	Flag	Mark	Frequency (MHz)	Measure Level (dBuV/m)	Reading Level (dBuV)	Over Limit (dB)	Limit (dBuV/m)	Factor (dB)	Type
1			5150.000	52.312	14.860	-1.688	54.000	37.452	AV
2		*	5216.200	87.170	49.899	N/A	N/A	37.270	AV

Note: Measure Level (dBμV/m) = Reading Level (dBμV) + Factor (dB)

Factor (dB) = Cable Loss (dB) + Antenna Factor (dB/m)

Site: AC1	Time: 2017/04/01 - 13:30
Limit: FCC_Part15.209_RE(3m)	Engineer: Will Yan
Probe: BBHA9120D_1-18GHz	Polarity: Horizontal
EUT: Wi-Fi Extender	Power: AC 120V/60Hz
Test Mode: Transmit by 802.11ac-VHT80 at Channel 5290MHz Ant 0	

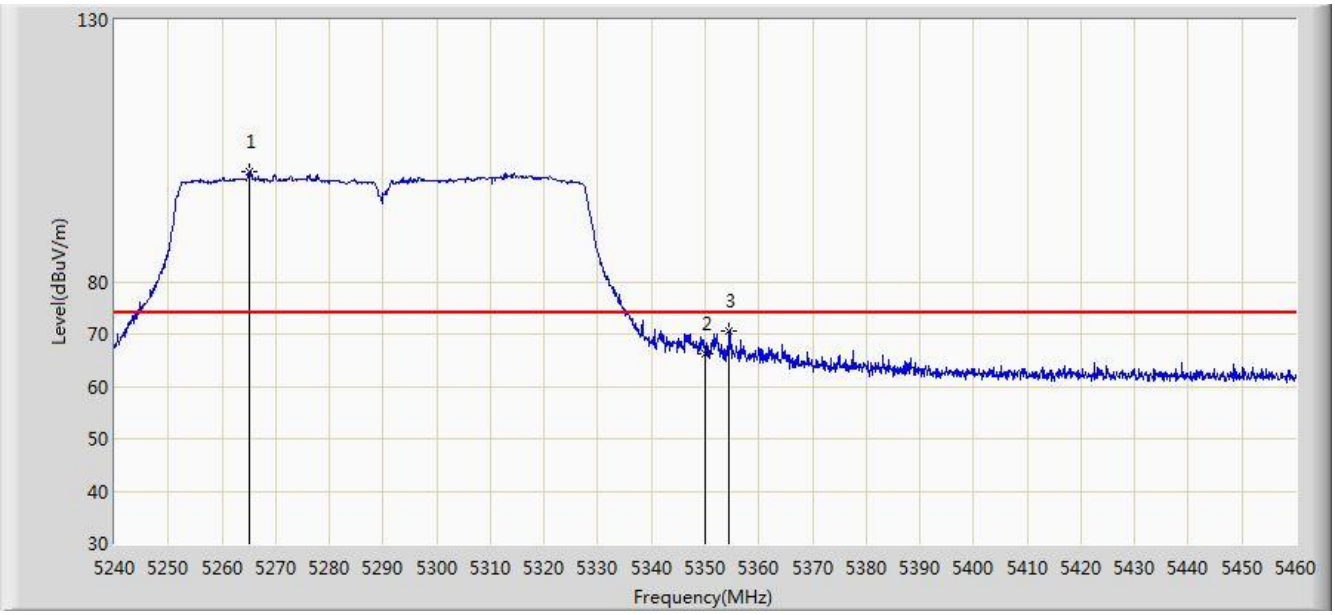

No	Flag	Mark	Frequency (MHz)	Measure Level (dBuV/m)	Reading Level (dBuV)	Over Limit (dB)	Limit (dBuV/m)	Factor (dB)	Type
1		*	5265.190	101.028	63.842	N/A	N/A	37.186	PK
2			5350.000	66.295	29.009	-7.705	74.000	37.286	PK
3			5354.400	70.612	33.313	-3.388	74.000	37.299	PK

Note: Measure Level (dBμV/m) = Reading Level (dBμV) + Factor (dB)

Factor (dB) = Cable Loss (dB) + Antenna Factor (dB/m)

Site: AC1	Time: 2017/04/01 - 13:29
Limit: FCC_Part15.209_RE(3m)	Engineer: Will Yan
Probe: BBHA9120D_1-18GHz	Polarity: Horizontal
EUT: Wi-Fi Extender	Power: AC 120V/60Hz
Test Mode: Transmit by 802.11ac-VHT80 at Channel 5290MHz Ant 0	

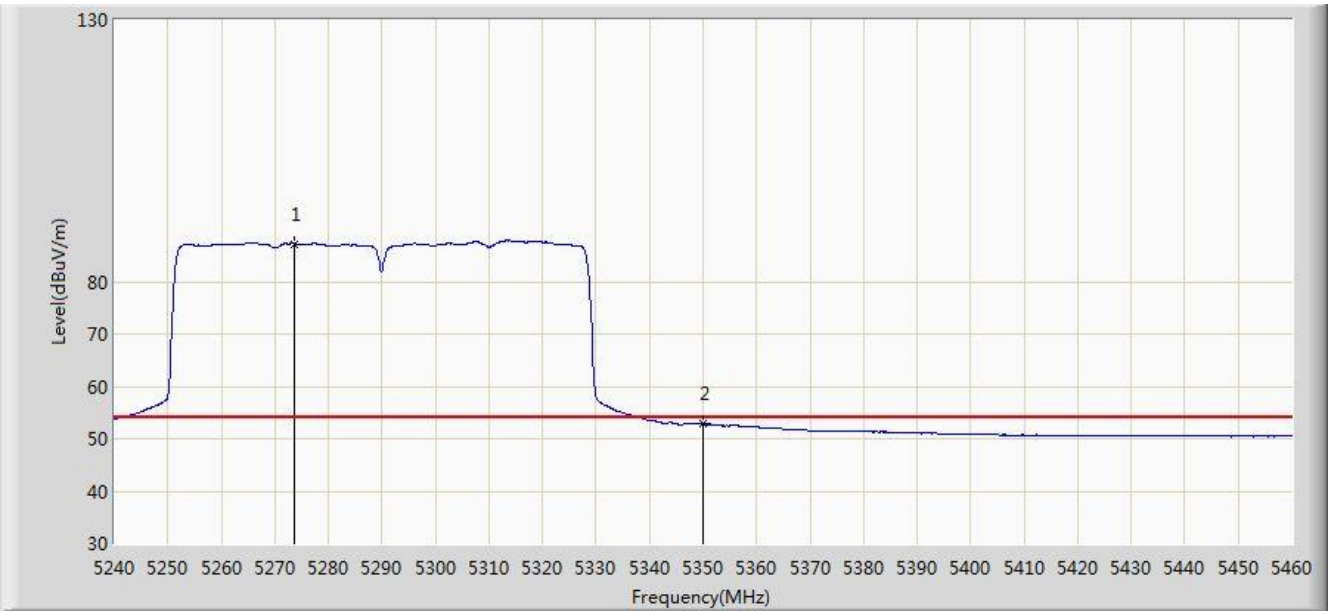

No	Flag	Mark	Frequency (MHz)	Measure Level (dBuV/m)	Reading Level (dBuV)	Over Limit (dB)	Limit (dBuV/m)	Factor (dB)	Type
1		*	5273.770	87.202	50.017	N/A	N/A	37.184	AV
2			5350.000	52.757	15.471	-1.243	54.000	37.286	AV

Note: Measure Level (dBμV/m) = Reading Level (dBμV) + Factor (dB)

Factor (dB) = Cable Loss (dB) + Antenna Factor (dB/m)

Site: AC1	Time: 2017/04/01 - 13:30
Limit: FCC_Part15.209_RE(3m)	Engineer: Will Yan
Probe: BBHA9120D_1-18GHz	Polarity: Vertical
EUT: Wi-Fi Extender	Power: AC 120V/60Hz
Test Mode: Transmit by 802.11ac-VHT80 at Channel 5290MHz Ant 0	

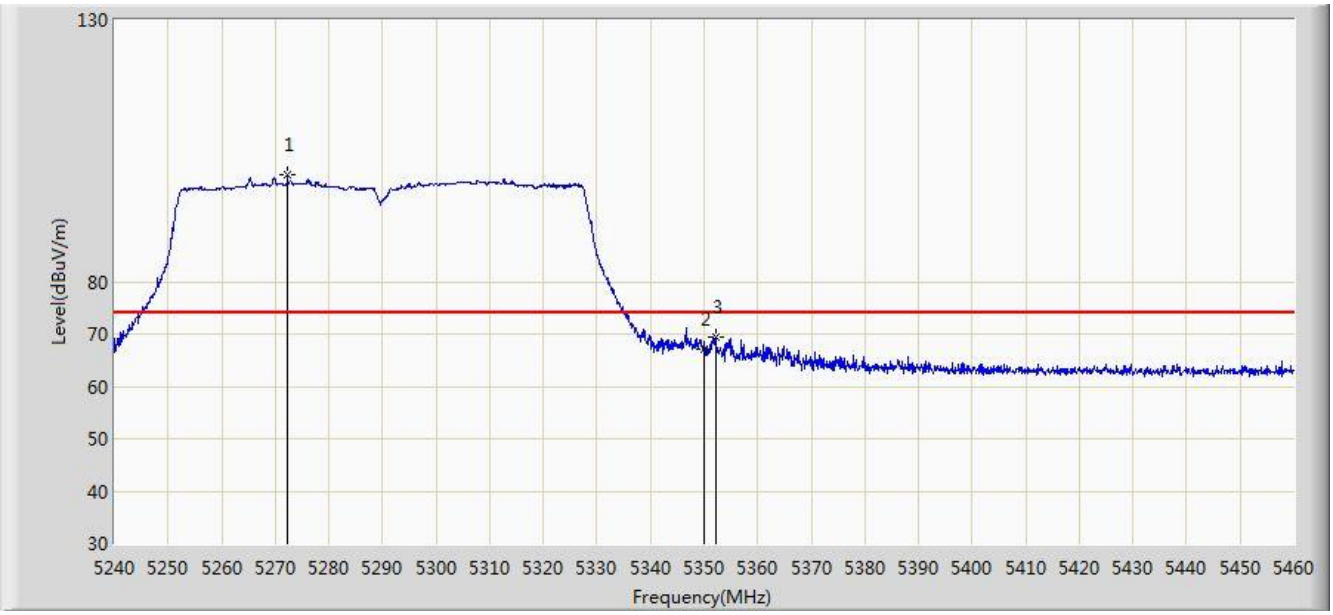

No	Flag	Mark	Frequency (MHz)	Measure Level (dBuV/m)	Reading Level (dBuV)	Over Limit (dB)	Limit (dBuV/m)	Factor (dB)	Type
1		*	5272.230	100.374	63.189	N/A	N/A	37.185	PK
2			5350.000	67.101	29.815	-6.899	74.000	37.286	PK
3			5352.200	69.419	32.126	-4.581	74.000	37.293	PK

Note: Measure Level (dBμV/m) = Reading Level (dBμV) + Factor (dB)

Factor (dB) = Cable Loss (dB) + Antenna Factor (dB/m)

Site: AC1	Time: 2017/04/01 - 13:31
Limit: FCC_Part15.209_RE(3m)	Engineer: Will Yan
Probe: BBHA9120D_1-18GHz	Polarity: Vertical
EUT: Wi-Fi Extender	Power: AC 120V/60Hz
Test Mode: Transmit by 802.11ac-VHT80 at Channel 5290MHz Ant 0	

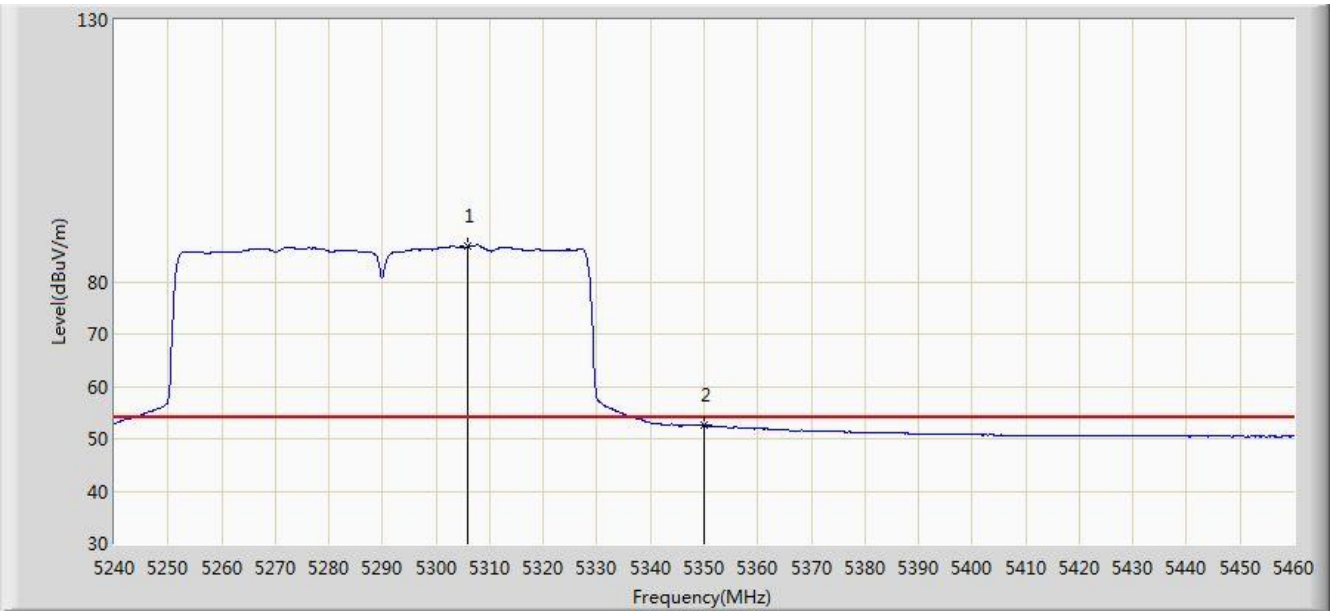

No	Flag	Mark	Frequency (MHz)	Measure Level (dBuV/m)	Reading Level (dBuV)	Over Limit (dB)	Limit (dBuV/m)	Factor (dB)	Type
1		*	5305.890	86.685	49.492	N/A	N/A	37.193	AV
2			5350.000	52.518	15.232	-1.482	54.000	37.286	AV

Note: Measure Level (dBμV/m) = Reading Level (dBμV) + Factor (dB)

Factor (dB) = Cable Loss (dB) + Antenna Factor (dB/m)

Site: AC1	Time: 2017/04/01 - 13:35
Limit: FCC_Part15.209_RE(3m)	Engineer: Will Yan
Probe: BBHA9120D_1-18GHz	Polarity: Horizontal
EUT: Wi-Fi Extender	Power: AC 120V/60Hz
Test Mode: Transmit by 802.11ac-VHT80 at Channel 5530MHz Ant 0	

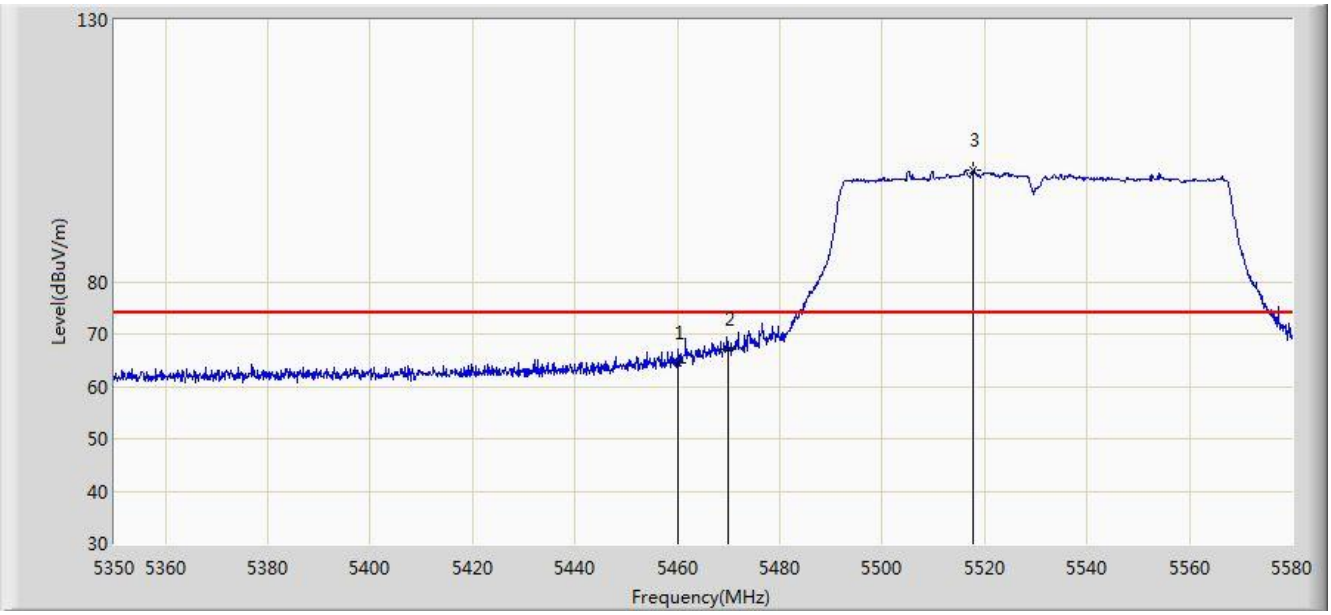

No	Flag	Mark	Frequency (MHz)	Measure Level (dBuV/m)	Reading Level (dBuV)	Over Limit (dB)	Limit (dBuV/m)	Factor (dB)	Type
1			5460.000	64.396	26.833	-9.604	74.000	37.563	PK
2			5470.000	67.243	29.654	-6.757	74.000	37.588	PK
3		*	5517.670	101.356	63.712	N/A	N/A	37.644	PK

Note: Measure Level (dBμV/m) = Reading Level (dBμV) + Factor (dB)

Factor (dB) = Cable Loss (dB) + Antenna Factor (dB/m)

Site: AC1	Time: 2017/04/01 - 13:36
Limit: FCC_Part15.209_RE(3m)	Engineer: Will Yan
Probe: BBHA9120D_1-18GHz	Polarity: Horizontal
EUT: Wi-Fi Extender	Power: AC 120V/60Hz
Test Mode: Transmit by 802.11ac-VHT80 at Channel 5530MHz Ant 0	

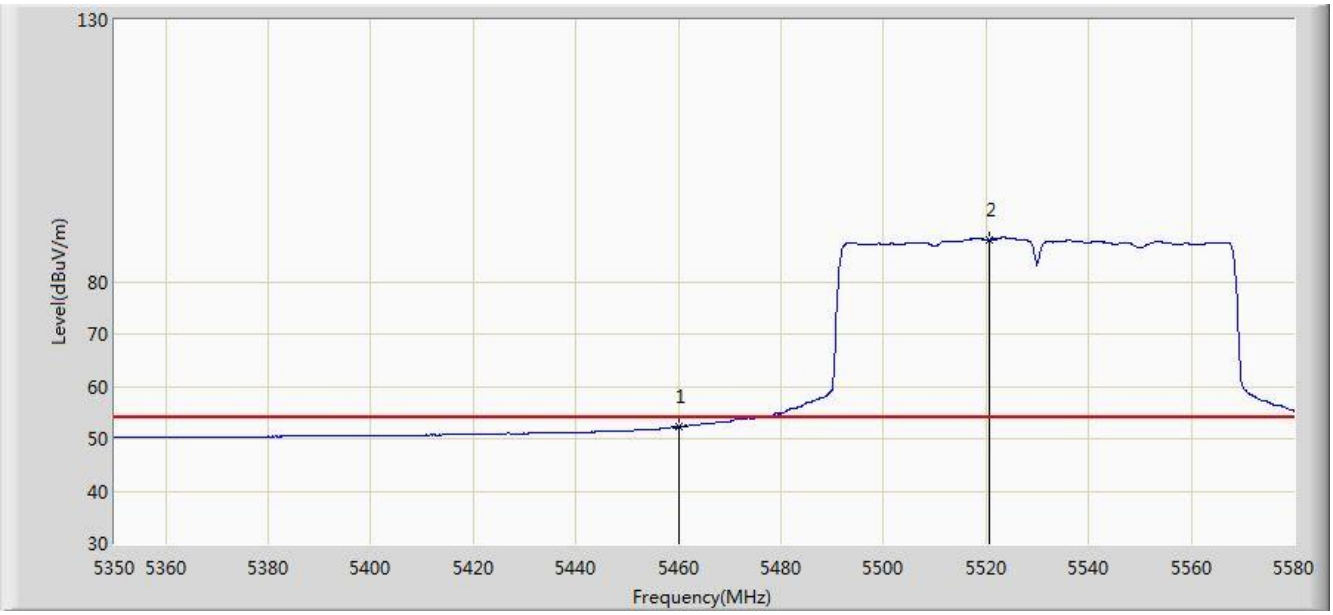

No	Flag	Mark	Frequency (MHz)	Measure Level (dBuV/m)	Reading Level (dBuV)	Over Limit (dB)	Limit (dBuV/m)	Factor (dB)	Type
1			5460.000	52.233	14.670	-1.767	54.000	37.563	AV
2		*	5520.545	87.970	50.323	N/A	N/A	37.648	AV

Note: Measure Level (dBμV/m) = Reading Level (dBμV) + Factor (dB)

Factor (dB) = Cable Loss (dB) + Antenna Factor (dB/m)

Site: AC1	Time: 2017/04/01 - 13:36
Limit: FCC_Part15.209_RE(3m)	Engineer: Will Yan
Probe: BBHA9120D_1-18GHz	Polarity: Vertical
EUT: Wi-Fi Extender	Power: AC 120V/60Hz
Test Mode: Transmit by 802.11ac-VHT80 at Channel 5530MHz Ant 0	

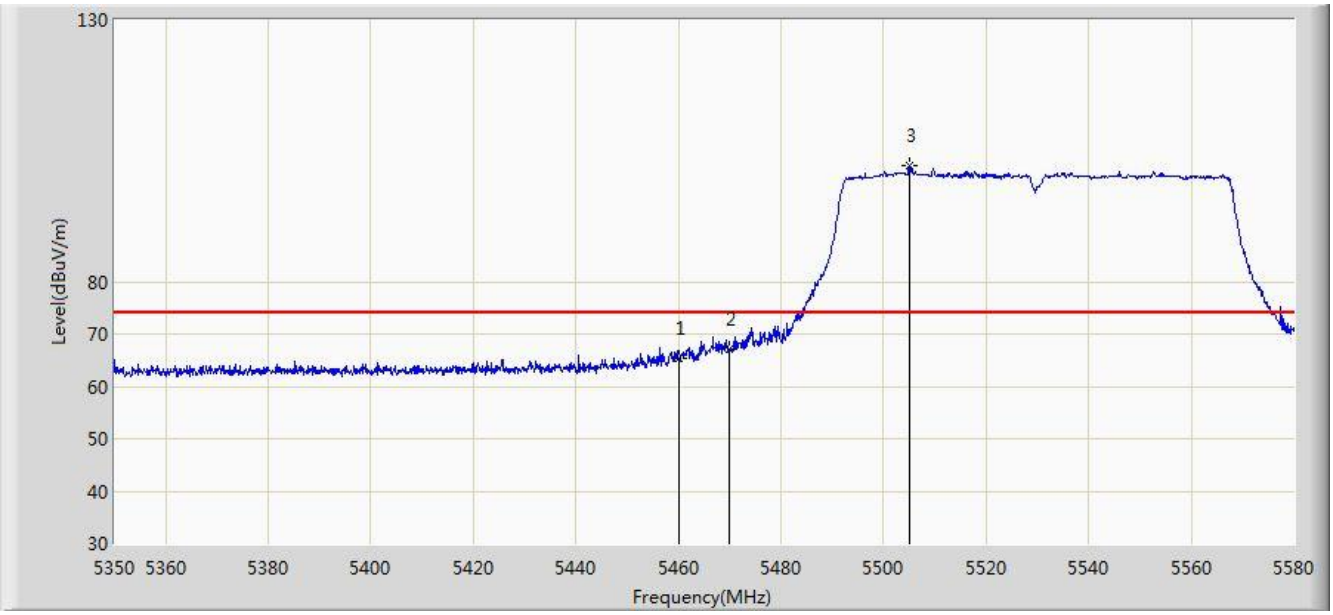

No	Flag	Mark	Frequency (MHz)	Measure Level (dBuV/m)	Reading Level (dBuV)	Over Limit (dB)	Limit (dBuV/m)	Factor (dB)	Type
1			5460.000	65.326	27.763	-8.674	74.000	37.563	PK
2			5470.000	67.135	29.546	-6.865	74.000	37.588	PK
3		*	5505.135	102.183	64.553	N/A	N/A	37.630	PK

Note: Measure Level (dBμV/m) = Reading Level (dBμV) + Factor (dB)

Factor (dB) = Cable Loss (dB) + Antenna Factor (dB/m)

Site: AC1	Time: 2017/04/01 - 13:37
Limit: FCC_Part15.209_RE(3m)	Engineer: Will Yan
Probe: BBHA9120D_1-18GHz	Polarity: Vertical
EUT: Wi-Fi Extender	Power: AC 120V/60Hz
Test Mode: Transmit by 802.11ac-VHT80 at Channel 5530MHz Ant 0	

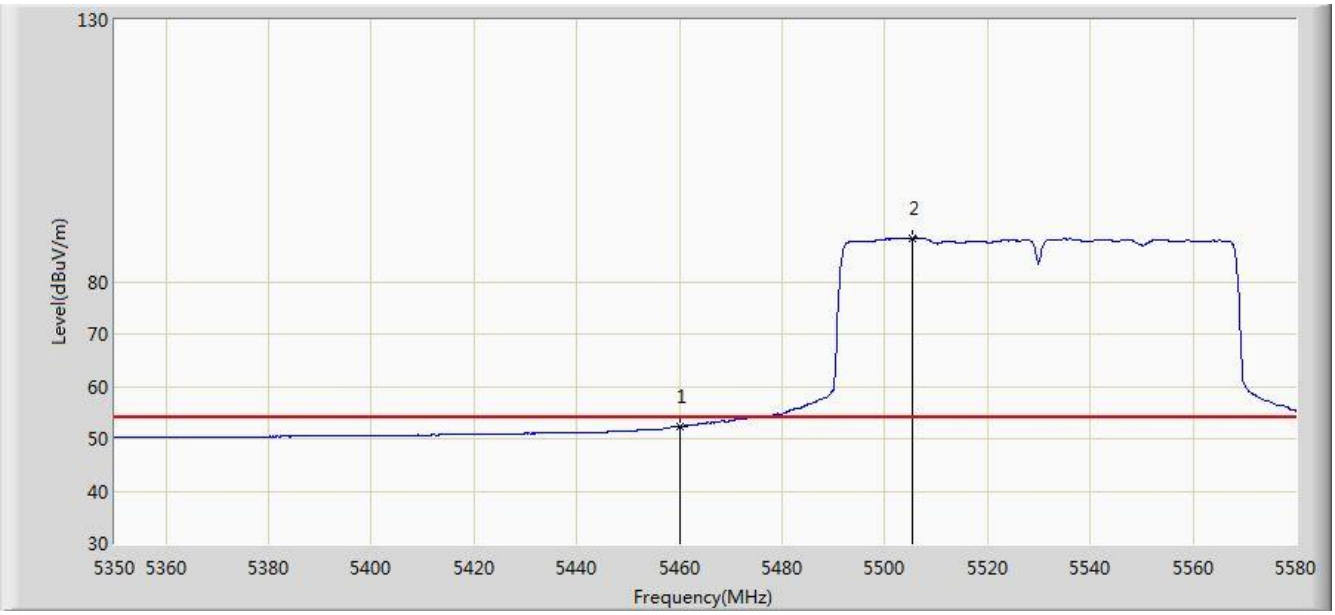

No	Flag	Mark	Frequency (MHz)	Measure Level (dBuV/m)	Reading Level (dBuV)	Over Limit (dB)	Limit (dBuV/m)	Factor (dB)	Type
1			5460.000	52.324	14.761	-1.676	54.000	37.563	AV
2		*	5505.480	88.311	50.681	N/A	N/A	37.630	AV

Note: Measure Level (dBµV/m) = Reading Level (dBµV) + Factor (dB)

Factor (dB) = Cable Loss (dB) + Antenna Factor (dB/m)

Site: AC1	Time: 2017/03/27 - 20:19
Limit: FCC_Part15.407_RE(3m)_Bandedge	Engineer: Will Yan
Probe: BBHA9120D_1-18GHz	Polarity: Horizontal
EUT: Wi-Fi Extender	Power: AC 120V/60Hz
Test Mode: Transmit by 802.11ac-VHT80 at Channel 5775MHz Ant 0	

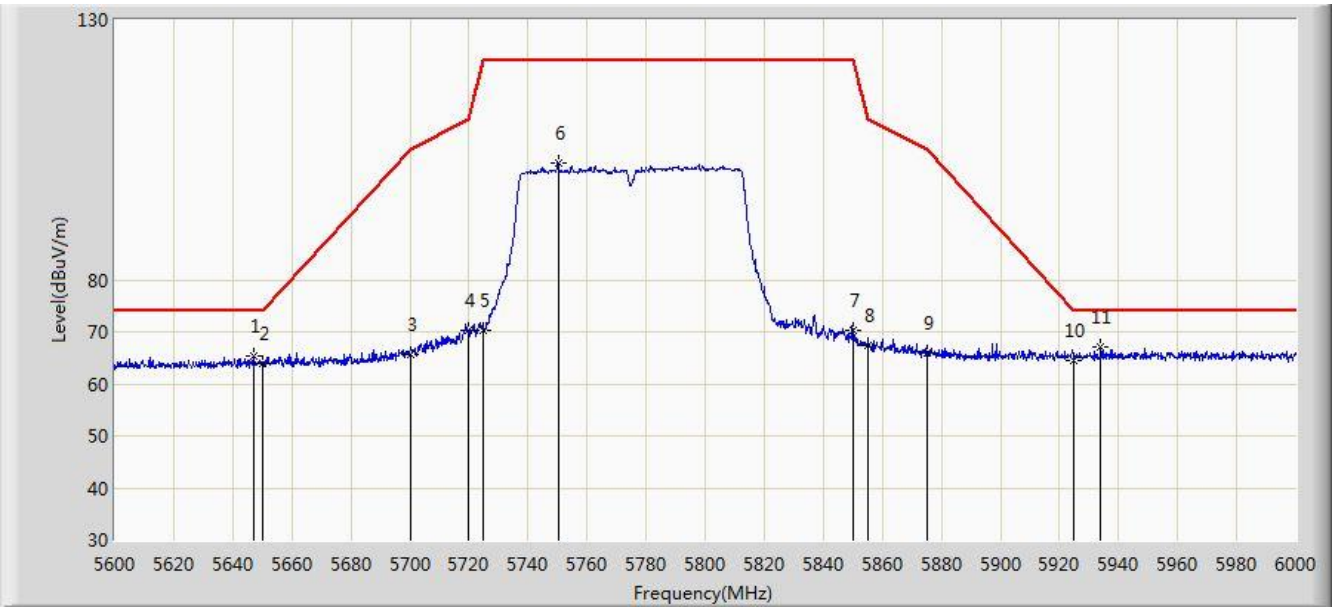

No	Flag	Mark	Frequency (MHz)	Measure Level (dBuV/m)	Reading Level (dBuV)	Over Limit (dB)	Limit (dBuV/m)	Factor (dB)	Type
1			5647.000	65.426	27.639	-8.574	74.000	37.786	PK
2			5650.000	63.950	26.163	-10.050	74.000	37.787	PK
3			5700.000	65.782	27.890	-39.418	105.200	37.892	PK
4			5720.000	70.152	32.183	-40.648	110.800	37.970	PK
5			5725.000	70.270	32.280	-51.930	122.200	37.990	PK
6			5750.200	102.454	64.357	N/A	N/A	38.097	PK
7			5850.000	70.146	31.693	-52.054	122.200	38.454	PK
8			5855.000	67.426	28.961	-43.374	110.800	38.465	PK
9			5875.000	65.832	27.335	-39.368	105.200	38.497	PK
10			5925.000	64.579	26.046	-9.421	74.000	38.533	PK
11		*	5934.000	67.227	28.700	-6.773	74.000	38.527	PK

Note: Measure Level (dBμV/m) = Reading Level (dBμV) + Factor (dB)

Factor (dB) = Cable Loss (dB) + Antenna Factor (dB/m)

Site: AC1	Time: 2017/03/27 - 20:22
Limit: FCC_Part15.407_RE(3m)_Bandedge	Engineer: Will Yan
Probe: BBHA9120D_1-18GHz	Polarity: Vertical
EUT: Wi-Fi Extender	Power: AC 120V/60Hz
Test Mode: Transmit by 802.11ac-VHT80 at Channel 5775MHz Ant 0	

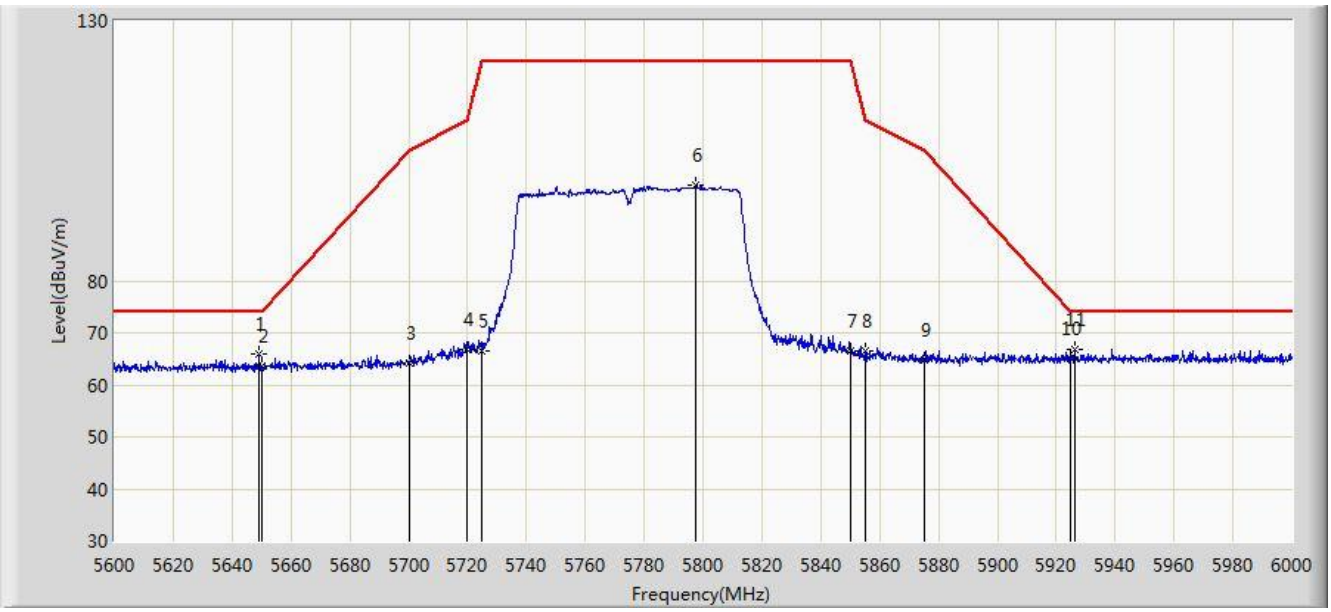

No	Flag	Mark	Frequency (MHz)	Measure Level (dBuV/m)	Reading Level (dBuV)	Over Limit (dB)	Limit (dBuV/m)	Factor (dB)	Type
1			5649.200	65.802	28.015	-8.198	74.000	37.787	PK
2			5650.000	63.546	25.759	-10.454	74.000	37.787	PK
3			5700.000	64.116	26.224	-41.084	105.200	37.892	PK
4			5720.000	66.940	28.971	-43.860	110.800	37.970	PK
5			5725.000	66.600	28.610	-55.600	122.200	37.990	PK
6			5797.600	98.497	60.240	N/A	N/A	38.257	PK
7			5850.000	66.382	27.929	-55.818	122.200	38.454	PK
8			5855.000	66.588	28.123	-44.212	110.800	38.465	PK
9			5875.000	64.872	26.375	-40.328	105.200	38.497	PK
10			5925.000	65.045	26.512	-8.955	74.000	38.533	PK
11		*	5926.200	66.733	28.200	-7.267	74.000	38.533	PK

Note: Measure Level (dBμV/m) = Reading Level (dBμV) + Factor (dB)

Factor (dB) = Cable Loss (dB) + Antenna Factor (dB/m)

Site: AC1	Time: 2017/03/27 - 20:25
Limit: FCC_Part15.209_RE(3m)	Engineer: Will Yan
Probe: BBHA9120D_1-18GHz	Polarity: Horizontal
EUT: Wi-Fi Extender	Power: AC 120V/60Hz
Test Mode: Transmit by 802.11a at Channel 5180MHz Ant 1	

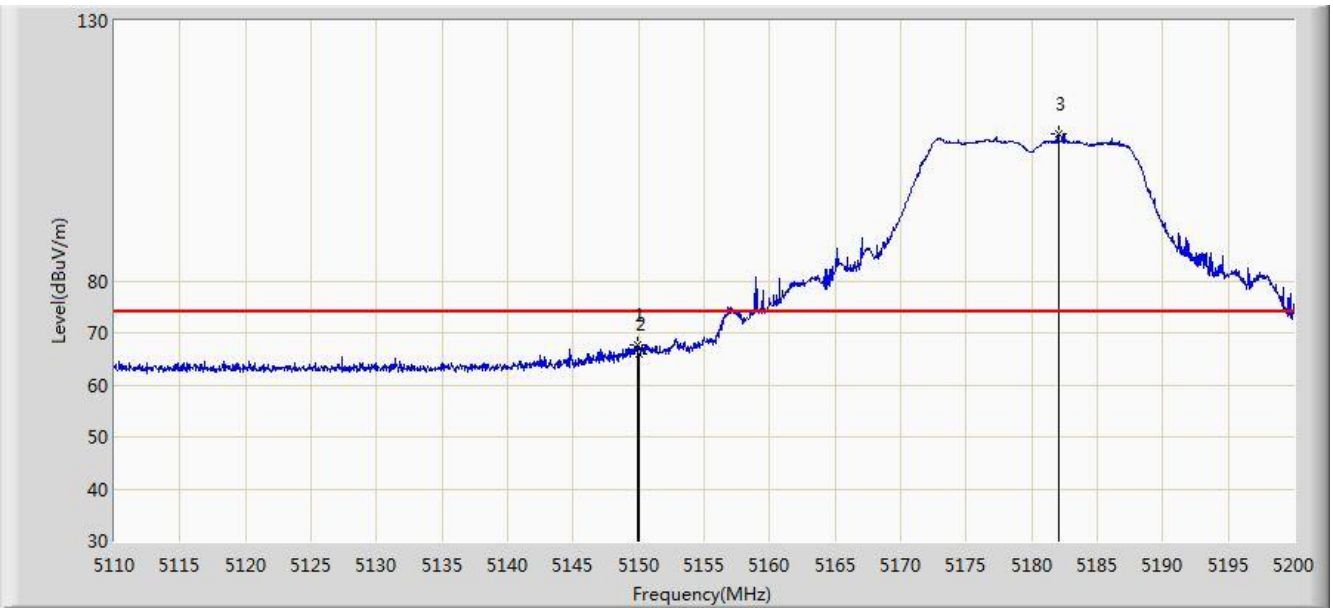

No	Flag	Mark	Frequency (MHz)	Measure Level (dBuV/m)	Reading Level (dBuV)	Over Limit (dB)	Limit (dBuV/m)	Factor (dB)	Type
1			5149.870	67.578	30.126	-6.422	74.000	37.452	PK
2			5150.000	66.023	28.571	-7.977	74.000	37.452	PK
3		*	5182.045	108.203	70.834	N/A	N/A	37.369	PK

Note: Measure Level (dBμV/m) = Reading Level (dBμV) + Factor (dB)

Factor (dB) = Cable Loss (dB) + Antenna Factor (dB/m)

Site: AC1	Time: 2017/03/27 - 20:27
Limit: FCC_Part15.209_RE(3m)	Engineer: Will Yan
Probe: BBHA9120D_1-18GHz	Polarity: Horizontal
EUT: Wi-Fi Extender	Power: AC 120V/60Hz
Test Mode: Transmit by 802.11a at Channel 5180MHz Ant 1	

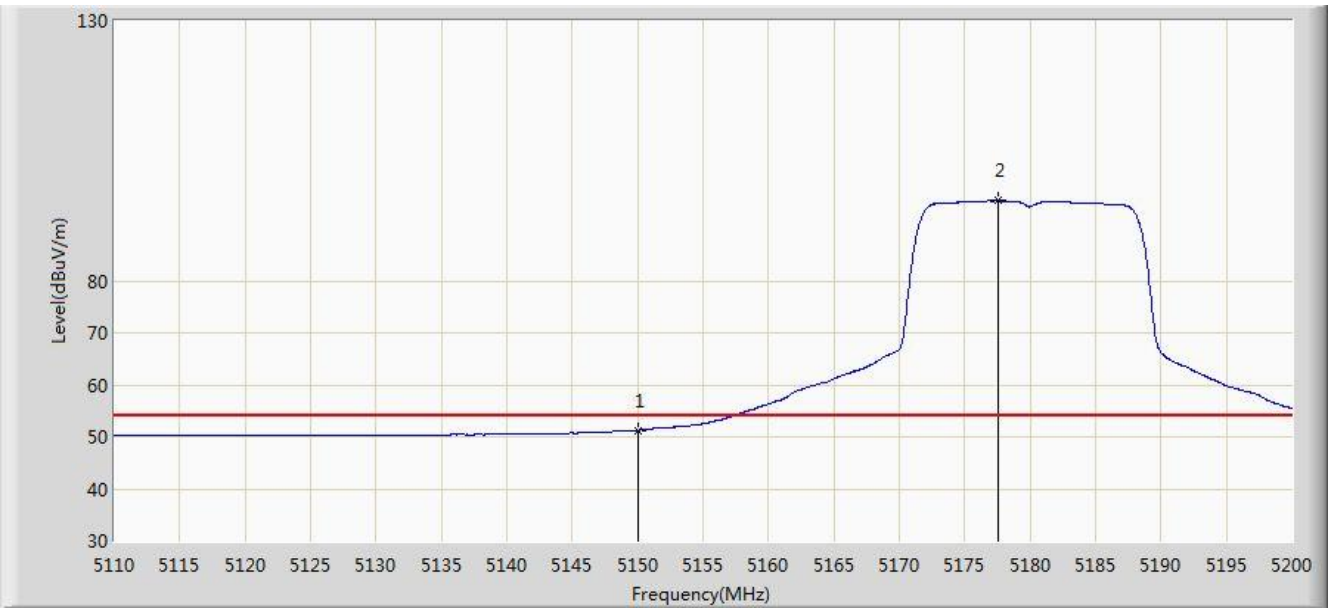

No	Flag	Mark	Frequency (MHz)	Measure Level (dBuV/m)	Reading Level (dBuV)	Over Limit (dB)	Limit (dBuV/m)	Factor (dB)	Type
1			5150.000	51.223	13.771	-2.777	54.000	37.452	AV
2		*	5177.545	95.448	58.069	N/A	N/A	37.380	AV

Note: Measure Level (dBμV/m) = Reading Level (dBμV) + Factor (dB)

Factor (dB) = Cable Loss (dB) + Antenna Factor (dB/m)

Site: AC1	Time: 2017/03/27 - 20:28
Limit: FCC_Part15.209_RE(3m)	Engineer: Will Yan
Probe: BBHA9120D_1-18GHz	Polarity: Vertical
EUT: Wi-Fi Extender	Power: AC 120V/60Hz
Test Mode: Transmit by 802.11a at Channel 5180MHz Ant 1	

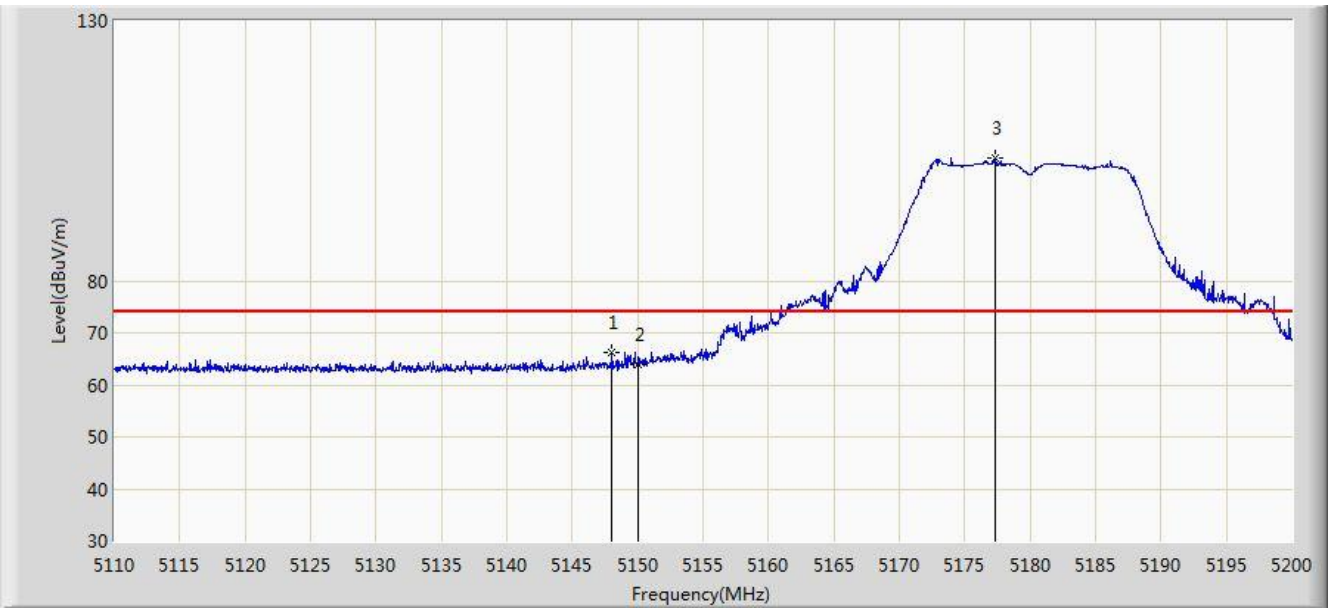

No	Flag	Mark	Frequency (MHz)	Measure Level (dBuV/m)	Reading Level (dBuV)	Over Limit (dB)	Limit (dBuV/m)	Factor (dB)	Type
1			5148.025	66.249	28.794	-7.751	74.000	37.455	PK
2			5150.000	64.003	26.551	-9.997	74.000	37.452	PK
3		*	5177.365	103.744	66.364	N/A	N/A	37.380	PK

Note: Measure Level (dBμV/m) = Reading Level (dBμV) + Factor (dB)

Factor (dB) = Cable Loss (dB) + Antenna Factor (dB/m)