| | | | |
|---|---|---|---|
| Test Mode: | 802.11b – Ant 2 | Test Site: | AC1 |
| Test Channel: | 01 | Test Engineer: | Roy Cheng |
| Remark: | 1. Average measurement was not performed if peak level lower than average limit.<br>2. Other frequency was 20dB below limit line within 1-18GHz, there is not show in the report. | | |

| Mark | Frequency (MHz) | Reading Level (dBμV) | Factor (dB) | Measure Level (dBμV/m) | Limit (dBμV/m) | Margin (dB) | Detector | Polarization |
|---|---|---|---|---|---|---|---|---|
| | 3771.0 | 37.8 | -0.3 | 37.5 | 74.0 | -36.5 | Peak | Horizontal |
| | 4825.0 | 53.3 | 2.7 | 56.0 | 74.0 | -18.0 | Peak | Horizontal |
| | 4826.3 | 46.8 | 2.7 | 49.5 | 54.0 | -4.5 | Average | Horizontal |
| * | 7239.0 | 43.6 | 7.8 | 51.4 | 80.6 | -29.2 | Peak | Horizontal |
| * | 9644.5 | 39.5 | 11.0 | 50.5 | 80.6 | -30.1 | Peak | Horizontal |
| | 3864.5 | 38.1 | 0.1 | 38.2 | 74.0 | -35.8 | Peak | Vertical |
| | 4824.2 | 48.7 | 2.7 | 51.4 | 54.0 | -2.6 | Average | Vertical |
| | 4825.0 | 52.9 | 2.7 | 55.6 | 74.0 | -18.4 | Peak | Vertical |
| * | 7239.0 | 42.2 | 7.8 | 50.0 | 80.6 | -30.6 | Peak | Vertical |
| * | 9644.5 | 39.6 | 11.0 | 50.6 | 80.6 | -30.0 | Peak | Vertical |

Note 1: "*" is not in restricted band, its limit is 30dBc of the fundamental emission level (110.6dBμV/m) or 15.209 which is higher.

Note 2: Measure Level (dBμV/m) = Reading Level (dBμV) + Factor (dB)

Factor (dB) = Cable Loss (dB) + Antenna Factor (dB/m) - Pre_Amplifier Gain (dB)

| | | | |
|---|---|---|---|
| Test Mode: | 802.11b – Ant 2 | Test Site: | AC1 |
| Test Channel: | 06 | Test Engineer: | Roy Cheng |
| Remark: | 1. Average measurement was not performed if peak level lower than average limit.<br>2. Other frequency was 20dB below limit line within 1-18GHz, there is not show in the report. | | |

| Mark | Frequency (MHz) | Reading Level (dBμV) | Factor (dB) | Measure Level (dBμV/m) | Limit (dBμV/m) | Margin (dB) | Detector | Polarization |
|---|---|---|---|---|---|---|---|---|
| | 4876.0 | 53.1 | 2.7 | 55.8 | 74.0 | -18.2 | Peak | Horizontal |
| | 4876.0 | 49.0 | 2.7 | 51.7 | 54.0 | -2.3 | Average | Horizontal |
| | 7307.0 | 46.4 | 8.0 | 54.4 | 74.0 | -19.6 | Peak | Horizontal |
| | 7311.0 | 43.0 | 8.0 | 51.0 | 54.0 | -3.0 | Average | Horizontal |
| * | 9746.5 | 39.7 | 11.3 | 51.0 | 81.2 | -30.2 | Peak | Horizontal |
| * | 12857.5 | 36.1 | 11.9 | 48.0 | 81.2 | -33.2 | Peak | Horizontal |
| | 4876.0 | 51.3 | 2.7 | 54.0 | 74.0 | -20.0 | Peak | Vertical |
| | 7307.0 | 42.7 | 8.0 | 50.7 | 74.0 | -23.3 | Peak | Vertical |
| * | 9746.5 | 42.1 | 11.3 | 53.4 | 81.2 | -27.8 | Peak | Vertical |
| * | 13197.5 | 36.3 | 12.6 | 48.9 | 81.2 | -32.3 | Peak | Vertical |

Note 1: "*" is not in restricted band, its limit is 30dBc of the fundamental emission level (111.2dBμV/m) or 15.209 which is higher.

Note 2: Measure Level (dBμV/m) = Reading Level (dBμV) + Factor (dB)

Factor (dB) = Cable Loss (dB) + Antenna Factor (dB/m) - Pre_Amplifier Gain (dB)

| | | | |
|---|---|---|---|
| Test Mode: | 802.11b – Ant 2 | Test Site: | AC1 |
| Test Channel: | 11 | Test Engineer: | Roy Cheng |
| Remark: | 1. Average measurement was not performed if peak level lower than average limit.<br>2. Other frequency was 20dB below limit line within 1-18GHz, there is not show in the report. | | |

| Mark | Frequency (MHz) | Reading Level (dBμV) | Factor (dB) | Measure Level (dBμV/m) | Limit (dBμV/m) | Margin (dB) | Detector | Polarization |
|---|---|---|---|---|---|---|---|---|
| | 4927.0 | 52.6 | 2.8 | 55.4 | 74.0 | -18.6 | Peak | Horizontal |
| | 4927.3 | 45.2 | 2.8 | 48.0 | 54.0 | -6.0 | Average | Horizontal |
| | 7383.5 | 44.6 | 7.9 | 52.5 | 74.0 | -21.5 | Peak | Horizontal |
| * | 9848.5 | 39.8 | 11.6 | 51.4 | 80.9 | -29.5 | Peak | Horizontal |
| * | 13410.0 | 35.3 | 13.7 | 49.0 | 80.9 | -31.9 | Peak | Horizontal |
| | 4924.3 | 45.6 | 2.8 | 48.4 | 54.0 | -5.6 | Average | Vertical |
| | 4927.0 | 51.7 | 2.8 | 54.5 | 74.0 | -19.5 | Peak | Vertical |
| | 7383.5 | 41.8 | 7.9 | 49.7 | 74.0 | -24.3 | Peak | Vertical |
| * | 9848.5 | 42.1 | 11.6 | 53.7 | 80.9 | -27.2 | Peak | Vertical |
| * | 13061.5 | 36.1 | 12.3 | 48.4 | 80.9 | -32.5 | Peak | Vertical |

Note 1: "*" is not in restricted band, its limit is 30dBc of the fundamental emission level (110.9dBμV/m) or 15.209 which is higher.

Note 2: Measure Level (dBμV/m) = Reading Level (dBμV) + Factor (dB)

Factor (dB) = Cable Loss (dB) + Antenna Factor (dB/m) - Pre_Amplifier Gain (dB)

| | | | |
|---|---|---|---|
| Test Mode: | 802.11g – Ant 2 | Test Site: | AC1 |
| Test Channel: | 01 | Test Engineer: | Roy Cheng |
| Remark: | 1. Average measurement was not performed if peak level lower than average limit.<br>2. Other frequency was 20dB below limit line within 1-18GHz, there is not show in the report. | | |

| Mark | Frequency (MHz) | Reading Level (dBμV) | Factor (dB) | Measure Level (dBμV/m) | Limit (dBμV/m) | Margin (dB) | Detector | Polarization |
|---|---|---|---|---|---|---|---|---|
| | 3752.3 | 37.5 | -0.4 | 37.1 | 74.0 | -36.9 | Peak | Horizontal |
| | 4825.0 | 49.2 | 2.7 | 51.9 | 74.0 | -22.1 | Peak | Horizontal |
| * | 7239.0 | 41.7 | 7.8 | 49.5 | 77.5 | -28.0 | Peak | Horizontal |
| * | 9653.0 | 41.7 | 11.0 | 52.7 | 77.5 | -24.8 | Peak | Horizontal |
| | 4816.5 | 48.1 | 2.7 | 50.8 | 74.0 | -23.2 | Peak | Vertical |
| | 7528.0 | 37.0 | 8.3 | 45.3 | 74.0 | -28.7 | Peak | Vertical |
| * | 9636.0 | 44.4 | 11.0 | 55.4 | 77.5 | -22.1 | Peak | Vertical |
| * | 13197.5 | 36.5 | 12.6 | 49.1 | 77.5 | -28.4 | Peak | Vertical |

Note 1: "*" is not in restricted band, its limit is 30dBc of the fundamental emission level (107.5dBμV/m) or 15.209 which is higher.

Note 2: Measure Level (dBμV/m) = Reading Level (dBμV) + Factor (dB)

Factor (dB) = Cable Loss (dB) + Antenna Factor (dB/m) - Pre_Amplifier Gain (dB)

| | | | |
|---|---|---|---|
| Test Mode: | 802.11g – Ant 2 | Test Site: | AC1 |
| Test Channel: | 06 | Test Engineer: | Roy Cheng |
| Remark: | 1. Average measurement was not performed if peak level lower than average limit.<br>2. Other frequency was 20dB below limit line within 1-18GHz, there is not show in the report. | | |

| Mark | Frequency (MHz) | Reading Level (dBμV) | Factor (dB) | Measure Level (dBμV/m) | Limit (dBμV/m) | Margin (dB) | Detector | Polarization |
|---|---|---|---|---|---|---|---|---|
| | 4867.5 | 52.5 | 2.7 | 55.2 | 74.0 | -18.8 | Peak | Horizontal |
| | 4867.5 | 48.5 | 2.7 | 51.2 | 54.0 | -2.8 | Average | Horizontal |
| | 7307.0 | 45.9 | 8.0 | 53.9 | 74.0 | -20.1 | Peak | Horizontal |
| * | 9738.0 | 47.4 | 11.2 | 58.6 | 82.4 | -23.8 | Peak | Horizontal |
| * | 13019.0 | 35.6 | 12.2 | 47.8 | 82.4 | -34.6 | Peak | Horizontal |
| | 4876.0 | 50.9 | 2.7 | 53.6 | 74.0 | -20.4 | Peak | Vertical |
| | 7307.0 | 41.1 | 8.0 | 49.1 | 74.0 | -24.9 | Peak | Vertical |
| * | 9746.5 | 49.4 | 11.3 | 60.7 | 82.4 | -21.7 | Peak | Vertical |
| * | 12917.0 | 35.3 | 12.1 | 47.4 | 82.4 | -35.0 | Peak | Vertical |

Note 1: "*" is not in restricted band, its limit is 30dBc of the fundamental emission level (112.4dBμV/m) or 15.209 which is higher.

Note 2: Measure Level (dBμV/m) = Reading Level (dBμV) + Factor (dB)

Factor (dB) = Cable Loss (dB) + Antenna Factor (dB/m) - Pre_Amplifier Gain (dB)

| | | | |
|---|---|---|---|
| Test Mode: | 802.11g – Ant 2 | Test Site: | AC1 |
| Test Channel: | 11 | Test Engineer: | Roy Cheng |
| Remark: | 1. Average measurement was not performed if peak level lower than average limit.<br>2. Other frequency was 20dB below limit line within 1-18GHz, there is not show in the report. | | |

| Mark | Frequency (MHz) | Reading Level (dBμV) | Factor (dB) | Measure Level (dBμV/m) | Limit (dBμV/m) | Margin (dB) | Detector | Polarization |
|---|---|---|---|---|---|---|---|---|
| | 4918.5 | 47.3 | 2.8 | 50.1 | 74.0 | -23.9 | Peak | Horizontal |
| | 7383.5 | 41.1 | 7.9 | 49.0 | 74.0 | -25.0 | Peak | Horizontal |
| * | 9848.5 | 35.9 | 11.6 | 47.5 | 77.9 | -30.4 | Peak | Horizontal |
| * | 13231.5 | 36.1 | 12.7 | 48.8 | 77.9 | -29.1 | Peak | Horizontal |
| | 4918.5 | 46.0 | 2.8 | 48.8 | 74.0 | -25.2 | Peak | Vertical |
| | 7383.5 | 39.2 | 7.9 | 47.1 | 74.0 | -26.9 | Peak | Vertical |
| * | 9840.0 | 39.5 | 11.6 | 51.1 | 77.9 | -26.8 | Peak | Vertical |
| * | 12798.0 | 35.9 | 11.7 | 47.6 | 77.9 | -30.3 | Peak | Vertical |

Note 1: "*" is not in restricted band, its limit is 30dBc of the fundamental emission level (107.9dBμV/m) or 15.209 which is higher.

Note 2: Measure Level (dBμV/m) = Reading Level (dBμV) + Factor (dB)

Factor (dB) = Cable Loss (dB) + Antenna Factor (dB/m) - Pre_Amplifier Gain (dB)

| | | | |
|---|---|---|---|
| Test Mode: | 802.11n-HT20 – Ant 2 | Test Site: | AC1 |
| Test Channel: | 01 | Test Engineer: | Roy Cheng |
| Remark: | 1. Average measurement was not performed if peak level lower than average limit.<br>2. Other frequency was 20dB below limit line within 1-18GHz, there is not show in the report. | | |

| Mark | Frequency (MHz) | Reading Level (dBμV) | Factor (dB) | Measure Level (dBμV/m) | Limit (dBμV/m) | Margin (dB) | Detector | Polarization |
|---|---|---|---|---|---|---|---|---|
| | 4017.5 | 37.8 | 0.4 | 38.2 | 74.0 | -35.8 | Peak | Horizontal |
| | 4816.5 | 44.0 | 2.7 | 46.7 | 74.0 | -27.3 | Peak | Horizontal |
| * | 7222.0 | 39.9 | 7.8 | 47.7 | 76.6 | -28.9 | Peak | Horizontal |
| * | 9644.5 | 40.1 | 11.0 | 51.1 | 76.6 | -25.5 | Peak | Horizontal |
| | 4068.5 | 37.7 | 0.6 | 38.3 | 74.0 | -35.7 | Peak | Vertical |
| | 4825.0 | 44.9 | 2.7 | 47.6 | 74.0 | -26.4 | Peak | Vertical |
| * | 7961.5 | 36.9 | 8.6 | 45.5 | 76.6 | -31.1 | Peak | Vertical |
| * | 9653.0 | 40.1 | 11.0 | 51.1 | 76.6 | -25.5 | Peak | Vertical |

Note 1: "*" is not in restricted band, its limit is 30dBc of the fundamental emission level (106.6dBμV/m) or 15.209 which is higher.

Note 2: Measure Level (dBμV/m) = Reading Level (dBμV) + Factor (dB)

Factor (dB) = Cable Loss (dB) + Antenna Factor (dB/m) - Pre_Amplifier Gain (dB)

| | | | |
|---|---|---|---|
| Test Mode: | 802.11n-HT20 – Ant 2 | Test Site: | AC1 |
| Test Channel: | 06 | Test Engineer: | Roy Cheng |
| Remark: | 1. Average measurement was not performed if peak level lower than average limit.<br>2. Other frequency was 20dB below limit line within 1-18GHz, there is not show in the report. | | |

| Mark | Frequency (MHz) | Reading Level (dBμV) | Factor (dB) | Measure Level (dBμV/m) | Limit (dBμV/m) | Margin (dB) | Detector | Polarization |
|---|---|---|---|---|---|---|---|---|
| | 4876.0 | 51.9 | 2.7 | 54.6 | 74.0 | -19.4 | Peak | Horizontal |
| | 4876.6 | 46.7 | 2.7 | 49.4 | 54.0 | -4.6 | Average | Horizontal |
| | 7307.0 | 45.8 | 8.0 | 53.8 | 74.0 | -20.2 | Peak | Horizontal |
| * | 9738.0 | 46.0 | 11.2 | 57.2 | 82.3 | -25.1 | Peak | Horizontal |
| * | 13189.0 | 36.9 | 12.6 | 49.5 | 82.3 | -32.8 | Peak | Horizontal |
| | 4867.5 | 50.8 | 2.7 | 53.5 | 74.0 | -20.5 | Peak | Vertical |
| | 7298.5 | 40.7 | 8.0 | 48.7 | 74.0 | -25.3 | Peak | Vertical |
| * | 9746.5 | 48.7 | 11.3 | 60.0 | 82.3 | -22.3 | Peak | Vertical |
| * | 13019.0 | 35.9 | 12.2 | 48.1 | 82.3 | -34.2 | Peak | Vertical |

Note 1: "*" is not in restricted band, its limit is 30dBc of the fundamental emission level (112.3dBμV/m) or 15.209 which is higher.

Note 2: Measure Level (dBμV/m) = Reading Level (dBμV) + Factor (dB)

Factor (dB) = Cable Loss (dB) + Antenna Factor (dB/m) - Pre_Amplifier Gain (dB)

| | | | |
|---|---|---|---|
| Test Mode: | 802.11n-HT20 – Ant 2 | Test Site: | AC1 |
| Test Channel: | 11 | Test Engineer: | Roy Cheng |
| Remark: | 1. Average measurement was not performed if peak level lower than average limit.<br>2. Other frequency was 20dB below limit line within 1-18GHz, there is not show in the report. | | |

| Mark | Frequency (MHz) | Reading Level (dBμV) | Factor (dB) | Measure Level (dBμV/m) | Limit (dBμV/m) | Margin (dB) | Detector | Polarization |
|---|---|---|---|---|---|---|---|---|
| | 3822.0 | 37.8 | -0.1 | 37.7 | 74.0 | -36.3 | Peak | Horizontal |
| | 4910.0 | 42.8 | 2.7 | 45.5 | 74.0 | -28.5 | Peak | Horizontal |
| * | 6958.5 | 40.4 | 6.7 | 47.1 | 76.4 | -29.3 | Peak | Horizontal |
| * | 10596.5 | 35.0 | 12.4 | 47.4 | 76.4 | -29.0 | Peak | Horizontal |
| | 4935.5 | 42.8 | 2.8 | 45.6 | 74.0 | -28.4 | Peak | Vertical |
| | 7307.0 | 37.2 | 8.0 | 45.2 | 74.0 | -28.8 | Peak | Vertical |
| * | 9831.5 | 37.8 | 11.6 | 49.4 | 76.4 | -27.0 | Peak | Vertical |
| * | 12747.0 | 35.7 | 11.7 | 47.4 | 76.4 | -29.0 | Peak | Vertical |

Note 1: "*" is not in restricted band, its limit is 30dBc of the fundamental emission level (106.4dBμV/m) or 15.209 which is higher.

Note 2: Measure Level (dBμV/m) = Reading Level (dBμV) + Factor (dB)

Factor (dB) = Cable Loss (dB) + Antenna Factor (dB/m) - Pre_Amplifier Gain (dB)

| | | | |
|---|---|---|---|
| Test Mode: | 802.11n-HT40 – Ant 2 | Test Site: | AC1 |
| Test Channel: | 03 | Test Engineer: | Roy Cheng |
| Remark: | 1. Average measurement was not performed if peak level lower than average limit.<br>2. Other frequency was 20dB below limit line within 1-18GHz, there is not show in the report. | | |

| Mark | Frequency (MHz) | Reading Level (dBμV) | Factor (dB) | Measure Level (dBμV/m) | Limit (dBμV/m) | Margin (dB) | Detector | Polarization |
|---|---|---|---|---|---|---|---|---|
| | 3898.5 | 37.9 | 0.2 | 38.1 | 74.0 | -35.9 | Peak | Horizontal |
| | 4850.5 | 42.8 | 2.7 | 45.5 | 74.0 | -28.5 | Peak | Horizontal |
| * | 6958.5 | 39.8 | 6.7 | 46.5 | 74.0 | -27.5 | Peak | Horizontal |
| * | 9806.0 | 35.0 | 11.5 | 46.5 | 74.0 | -27.5 | Peak | Horizontal |
| | 3992.0 | 38.3 | 0.4 | 38.7 | 74.0 | -35.3 | Peak | Vertical |
| | 4842.0 | 43.2 | 2.7 | 45.9 | 74.0 | -28.1 | Peak | Vertical |
| * | 7791.5 | 37.0 | 8.3 | 45.3 | 74.0 | -28.7 | Peak | Vertical |
| * | 9678.5 | 37.8 | 10.9 | 48.7 | 74.0 | -25.3 | Peak | Vertical |

Note 1: "*" is not in restricted band, its limit is 30dBc of the fundamental emission level (96.2dBμV/m) or 15.209 which is higher.

Note 2: Measure Level (dBμV/m) = Reading Level (dBμV) + Factor (dB)

Factor (dB) = Cable Loss (dB) + Antenna Factor (dB/m) - Pre_Amplifier Gain (dB)

| | | | |
|---|---|---|---|
| Test Mode: | 802.11n-HT40 – Ant 2 | Test Site: | AC1 |
| Test Channel: | 06 | Test Engineer: | Roy Cheng |
| Remark: | 1. Average measurement was not performed if peak level lower than average limit.<br>2. Other frequency was 20dB below limit line within 1-18GHz, there is not show in the report. | | |

| Mark | Frequency (MHz) | Reading Level (dBμV) | Factor (dB) | Measure Level (dBμV/m) | Limit (dBμV/m) | Margin (dB) | Detector | Polarization |
|---|---|---|---|---|---|---|---|---|
| | 4867.5 | 50.6 | 2.7 | 53.3 | 74.0 | -20.7 | Peak | Horizontal |
| | 7281.5 | 42.9 | 8.0 | 50.9 | 74.0 | -23.1 | Peak | Horizontal |
| * | 9738.0 | 42.6 | 11.2 | 53.8 | 82.1 | -28.3 | Peak | Horizontal |
| * | 13070.0 | 36.3 | 12.4 | 48.7 | 82.1 | -33.4 | Peak | Horizontal |
| | 4876.0 | 48.8 | 2.7 | 51.5 | 74.0 | -22.5 | Peak | Vertical |
| | 7324.0 | 39.0 | 8.0 | 47.0 | 74.0 | -27.0 | Peak | Vertical |
| * | 9738.0 | 44.1 | 11.2 | 55.3 | 82.1 | -26.8 | Peak | Vertical |
| * | 13053.0 | 35.7 | 12.3 | 48.0 | 82.1 | -34.1 | Peak | Vertical |

Note 1: "*" is not in restricted band, its limit is 30dBc of the fundamental emission level (112.1dBμV/m) or 15.209 which is higher.

Note 2: Measure Level (dBμV/m) = Reading Level (dBμV) + Factor (dB)

Factor (dB) = Cable Loss (dB) + Antenna Factor (dB/m) - Pre_Amplifier Gain (dB)

| | | | |
|---|---|---|---|
| Test Mode: | 802.11n-HT40 – Ant 2 | Test Site: | AC1 |
| Test Channel: | 09 | Test Engineer: | Roy Cheng |
| Remark: | 1. Average measurement was not performed if peak level lower than average limit.<br>2. Other frequency was 20dB below limit line within 1-18GHz, there is not show in the report. | | |

| Mark | Frequency (MHz) | Reading Level (dBμV) | Factor (dB) | Measure Level (dBμV/m) | Limit (dBμV/m) | Margin (dB) | Detector | Polarization |
|---|---|---|---|---|---|---|---|---|
| | 4901.5 | 44.6 | 2.7 | 47.3 | 74.0 | -26.7 | Peak | Horizontal |
| | 7341.0 | 39.3 | 8.0 | 47.3 | 74.0 | -26.7 | Peak | Horizontal |
| * | 9789.0 | 35.5 | 11.4 | 46.9 | 74.0 | -27.1 | Peak | Horizontal |
| * | 13036.0 | 36.0 | 12.2 | 48.2 | 74.0 | -25.8 | Peak | Horizontal |
| | 4901.5 | 43.7 | 2.7 | 46.4 | 74.0 | -27.6 | Peak | Vertical |
| | 7349.5 | 37.3 | 8.0 | 45.3 | 74.0 | -28.7 | Peak | Vertical |
| * | 9797.5 | 37.1 | 11.5 | 48.6 | 74.0 | -25.4 | Peak | Vertical |
| * | 13206.0 | 35.0 | 12.6 | 47.6 | 74.0 | -26.4 | Peak | Vertical |

Note 1: "*" is not in restricted band, its limit is 30dBc of the fundamental emission level (97.1dBμV/m) or 15.209 which is higher.

Note 2: Measure Level (dBμV/m) = Reading Level (dBμV) + Factor (dB)

Factor (dB) = Cable Loss (dB) + Antenna Factor (dB/m) - Pre_Amplifier Gain (dB)

| | | | |
|---|---|---|---|
| Test Mode: | 802.11b – Ant 1 + 2 | Test Site: | AC1 |
| Test Channel: | 01 | Test Engineer: | Roy Cheng |
| Remark: | 1. Average measurement was not performed if peak level lower than average limit.<br>2. Other frequency was 20dB below limit line within 1-18GHz, there is not show in the report. | | |

| Mark | Frequency (MHz) | Reading Level (dBμV) | Factor (dB) | Measure Level (dBμV/m) | Limit (dBμV/m) | Margin (dB) | Detector | Polarization |
|---|---|---|---|---|---|---|---|---|
| | 4017.5 | 37.4 | 0.4 | 37.8 | 74.0 | -36.2 | Peak | Horizontal |
| | 4824.0 | 49.6 | 2.7 | 52.3 | 54.0 | -1.7 | Average | Horizontal |
| | 4825.0 | 58.4 | 2.7 | 61.1 | 74.0 | -12.9 | Peak | Horizontal |
| * | 7230.5 | 44.8 | 7.8 | 52.6 | 81.5 | -28.9 | Peak | Horizontal |
| * | 9644.5 | 44.5 | 11.0 | 55.5 | 81.5 | -26.0 | Peak | Horizontal |
| | 4825.0 | 50.1 | 2.7 | 52.8 | 74.0 | -21.2 | Peak | Vertical |
| | 7468.5 | 36.7 | 8.1 | 44.8 | 74.0 | -29.2 | Peak | Vertical |
| * | 9644.5 | 41.4 | 11.0 | 52.4 | 81.5 | -29.1 | Peak | Vertical |
| * | 13036.0 | 35.3 | 12.2 | 47.5 | 81.5 | -34.0 | Peak | Vertical |

Note 1: "*" is not in restricted band, its limit is 30dBc of the fundamental emission level (111.5dBμV/m) or 15.209 which is higher.

Note 2: Measure Level (dBμV/m) = Reading Level (dBμV) + Factor (dB)

Factor (dB) = Cable Loss (dB) + Antenna Factor (dB/m) - Pre_Amplifier Gain (dB)

| | | | |
|---|---|---|---|
| Test Mode: | 802.11b – Ant 1 + 2 | Test Site: | AC1 |
| Test Channel: | 06 | Test Engineer: | Roy Cheng |
| Remark: | 1. Average measurement was not performed if peak level lower than average limit.<br>2. Other frequency was 20dB below limit line within 1-18GHz, there is not show in the report. | | |

| Mark | Frequency (MHz) | Reading Level (dBμV) | Factor (dB) | Measure Level (dBμV/m) | Limit (dBμV/m) | Margin (dB) | Detector | Polarization |
|---|---|---|---|---|---|---|---|---|
| | 4874.0 | 50.6 | 2.7 | 53.3 | 54.0 | -0.7 | Average | Horizontal |
| | 4876.0 | 59.0 | 2.7 | 61.7 | 74.0 | -12.3 | Peak | Horizontal |
| | 7307.0 | 50.7 | 8.0 | 58.7 | 74.0 | -15.3 | Peak | Horizontal |
| | 7310.0 | 44.4 | 8.0 | 52.4 | 54.0 | -1.6 | Average | Horizontal |
| * | 9746.5 | 44.5 | 11.3 | 55.8 | 83.5 | -27.7 | Peak | Horizontal |
| * | 13070.0 | 36.3 | 12.4 | 48.7 | 83.5 | -34.8 | Peak | Horizontal |
| | 4876.0 | 49.3 | 2.7 | 52.0 | 74.0 | -22.0 | Peak | Horizontal |
| | 7315.5 | 38.3 | 8.0 | 46.3 | 74.0 | -27.7 | Peak | Vertical |
| * | 9746.5 | 42.0 | 11.3 | 53.3 | 83.5 | -30.2 | Peak | Vertical |
| * | 13070.0 | 36.3 | 12.4 | 48.7 | 83.5 | -34.8 | Peak | Vertical |

Note 1: "*" is not in restricted band, its limit is 30dBc of the fundamental emission level (113.5dBμV/m) or 15.209 which is higher.

Note 2: Measure Level (dBμV/m) = Reading Level (dBμV) + Factor (dB)

Factor (dB) = Cable Loss (dB) + Antenna Factor (dB/m) - Pre_Amplifier Gain (dB)

| | | | |
|---|---|---|---|
| Test Mode: | 802.11b – Ant 1 + 2 | Test Site: | AC1 |
| Test Channel: | 11 | Test Engineer: | Roy Cheng |
| Remark: | 1. Average measurement was not performed if peak level lower than average limit.<br>2. Other frequency was 20dB below limit line within 1-18GHz, there is not show in the report. | | |

| Mark | Frequency (MHz) | Reading Level (dBμV) | Factor (dB) | Measure Level (dBμV/m) | Limit (dBμV/m) | Margin (dB) | Detector | Polarization |
|---|---|---|---|---|---|---|---|---|
| | 4923.9 | 50.2 | 2.8 | 53.0 | 54.0 | -1.0 | Average | Horizontal |
| | 4927.0 | 51.5 | 2.8 | 54.3 | 74.0 | -19.7 | Peak | Horizontal |
| | 7383.5 | 48.4 | 7.9 | 56.3 | 74.0 | -17.7 | Peak | Horizontal |
| | 7385.2 | 44.1 | 7.9 | 52.0 | 54.0 | -2.0 | Average | Horizontal |
| * | 9848.5 | 44.6 | 11.6 | 56.2 | 84.1 | -27.9 | Peak | Horizontal |
| * | 13010.5 | 35.4 | 12.2 | 47.6 | 84.1 | -36.5 | Peak | Horizontal |
| | 4927.0 | 48.5 | 2.8 | 51.3 | 74.0 | -22.7 | Peak | Vertical |
| | 7383.5 | 45.6 | 7.9 | 53.5 | 74.0 | -20.5 | Peak | Vertical |
| * | 9848.5 | 48.7 | 11.6 | 60.3 | 84.1 | -23.8 | Peak | Vertical |
| * | 13410.0 | 35.3 | 13.7 | 49.0 | 84.1 | -35.1 | Peak | Vertical |

Note 1: "*" is not in restricted band, its limit is 30dBc of the fundamental emission level (114.1dBμV/m) or 15.209 which is higher.

Note 2: Measure Level (dBμV/m) = Reading Level (dBμV) + Factor (dB)

Factor (dB) = Cable Loss (dB) + Antenna Factor (dB/m) - Pre_Amplifier Gain (dB)

| | | | |
|---|---|---|---|
| Test Mode: | 802.11g – Ant 1 + 2 | Test Site: | AC1 |
| Test Channel: | 01 | Test Engineer: | Roy Cheng |
| Remark: | 1. Average measurement was not performed if peak level lower than average limit.<br>2. Other frequency was 20dB below limit line within 1-18GHz, there is not show in the report. | | |

| Mark | Frequency (MHz) | Reading Level (dBμV) | Factor (dB) | Measure Level (dBμV/m) | Limit (dBμV/m) | Margin (dB) | Detector | Polarization |
|---|---|---|---|---|---|---|---|---|
| | 4816.5 | 53.7 | 2.7 | 56.4 | 74.0 | -17.6 | Peak | Horizontal |
| | 4824.4 | 39.8 | 2.7 | 42.5 | 54.0 | -11.5 | Average | Horizontal |
| | 7239.0 | 45.3 | 7.8 | 53.1 | 74.0 | -20.9 | Peak | Horizontal |
| * | 9644.5 | 46.7 | 11.0 | 57.7 | 82.8 | -25.1 | Peak | Horizontal |
| * | 13070.0 | 35.7 | 12.4 | 48.1 | 82.8 | -34.7 | Peak | Horizontal |
| | 4825.0 | 50.5 | 2.7 | 53.2 | 74.0 | -20.8 | Peak | Vertical |
| | 7230.5 | 42.1 | 7.8 | 49.9 | 74.0 | -24.1 | Peak | Vertical |
| * | 9644.5 | 47.9 | 11.0 | 58.9 | 82.8 | -23.9 | Peak | Vertical |
| * | 12917.0 | 35.4 | 12.1 | 47.5 | 82.8 | -35.3 | Peak | Vertical |

Note 1: "*" is not in restricted band, its limit is 30dBc of the fundamental emission level (112.8dBμV/m) or 15.209 which is higher.

Note 2: Measure Level (dBμV/m) = Reading Level (dBμV) + Factor (dB)

Factor (dB) = Cable Loss (dB) + Antenna Factor (dB/m) - Pre_Amplifier Gain (dB)

| | | | |
|---|---|---|---|
| Test Mode: | 802.11g – Ant 1 + 2 | Test Site: | AC1 |
| Test Channel: | 06 | Test Engineer: | Roy Cheng |
| Remark: | 1. Average measurement was not performed if peak level lower than average limit.<br>2. Other frequency was 20dB below limit line within 1-18GHz, there is not show in the report. | | |

| Mark | Frequency (MHz) | Reading Level (dBμV) | Factor (dB) | Measure Level (dBμV/m) | Limit (dBμV/m) | Margin (dB) | Detector | Polarization |
|---|---|---|---|---|---|---|---|---|
| | 4874.5 | 43.6 | 2.7 | 46.3 | 54.0 | -7.7 | Average | Horizontal |
| | 4876.0 | 57.7 | 2.7 | 60.4 | 74.0 | -13.6 | Peak | Horizontal |
| | 7298.5 | 49.3 | 8.0 | 57.3 | 74.0 | -16.7 | Peak | Horizontal |
| | 7309.4 | 37.2 | 8.0 | 45.2 | 54.0 | -8.8 | Average | Horizontal |
| * | 9746.5 | 48.9 | 11.3 | 60.2 | 83.4 | -23.2 | Peak | Horizontal |
| * | 12840.5 | 36.2 | 11.9 | 48.1 | 83.4 | -35.3 | Peak | Horizontal |
| | 4874.9 | 40.6 | 2.7 | 43.3 | 54.0 | -10.7 | Average | Vertical |
| | 4876.0 | 54.4 | 2.7 | 57.1 | 74.0 | -16.9 | Peak | Vertical |
| | 7307.0 | 45.6 | 8.0 | 53.6 | 74.0 | -20.4 | Peak | Vertical |
| * | 9755.0 | 51.0 | 11.4 | 62.4 | 83.4 | -21.0 | Peak | Vertical |
| * | 12752.2 | 34.8 | 11.7 | 46.5 | 83.4 | -36.9 | Peak | Vertical |

Note 1: "*" is not in restricted band, its limit is 30dBc of the fundamental emission level (113.4dBμV/m) or 15.209 which is higher.

Note 2: Measure Level (dBμV/m) = Reading Level (dBμV) + Factor (dB)

Factor (dB) = Cable Loss (dB) + Antenna Factor (dB/m) - Pre_Amplifier Gain (dB)

| | | | |
|---|---|---|---|
| Test Mode: | 802.11g – Ant 1 + 2 | Test Site: | AC1 |
| Test Channel: | 11 | Test Engineer: | Roy Cheng |
| Remark: | 1. Average measurement was not performed if peak level lower than average limit.<br>2. Other frequency was 20dB below limit line within 1-18GHz, there is not show in the report. | | |

| Mark | Frequency (MHz) | Reading Level (dBμV) | Factor (dB) | Measure Level (dBμV/m) | Limit (dBμV/m) | Margin (dB) | Detector | Polarization |
|---|---|---|---|---|---|---|---|---|
| | 4927.0 | 49.7 | 2.8 | 52.5 | 74.0 | -21.5 | Peak | Horizontal |
| | 7392.0 | 45.1 | 7.9 | 53.0 | 74.0 | -21.0 | Peak | Horizontal |
| * | 9831.5 | 39.8 | 11.6 | 51.4 | 83.3 | -31.9 | Peak | Horizontal |
| * | 12754.8 | 34.3 | 11.7 | 46.0 | 83.3 | -37.3 | Peak | Horizontal |
| | 4918.5 | 50.1 | 2.8 | 52.9 | 74.0 | -21.1 | Peak | Vertical |
| | 7392.0 | 42.0 | 7.9 | 49.9 | 74.0 | -24.1 | Peak | Vertical |
| * | 9857.0 | 46.6 | 11.6 | 58.2 | 83.3 | -25.1 | Peak | Vertical |
| * | 12706.3 | 33.6 | 11.6 | 45.2 | 83.3 | -38.1 | Peak | Vertical |

Note 1: "*" is not in restricted band, its limit is 30dBc of the fundamental emission level (113.3dBμV/m) or 15.209 which is higher.

Note 2: Measure Level (dBμV/m) = Reading Level (dBμV) + Factor (dB)

Factor (dB) = Cable Loss (dB) + Antenna Factor (dB/m) - Pre_Amplifier Gain (dB)

| | | | |
|---|---|---|---|
| Test Mode: | 802.11n-HT20 – Ant 1 + 2 | Test Site: | AC1 |
| Test Channel: | 01 | Test Engineer: | Roy Cheng |
| Remark: | 1. Average measurement was not performed if peak level lower than average limit.<br>2. Other frequency was 20dB below limit line within 1-18GHz, there is not show in the report. | | |

| Mark | Frequency (MHz) | Reading Level (dBμV) | Factor (dB) | Measure Level (dBμV/m) | Limit (dBμV/m) | Margin (dB) | Detector | Polarization |
|---|---|---|---|---|---|---|---|---|
| | 3854.8 | 36.7 | 0.1 | 36.8 | 74.0 | -37.2 | Peak | Horizontal |
| | 4825.0 | 45.6 | 2.7 | 48.3 | 74.0 | -25.7 | Peak | Horizontal |
| * | 6958.5 | 40.1 | 6.7 | 46.8 | 79.2 | -32.4 | Peak | Horizontal |
| * | 9636.0 | 39.0 | 11.0 | 50.0 | 79.2 | -29.2 | Peak | Horizontal |
| | 4816.5 | 45.9 | 2.7 | 48.6 | 74.0 | -25.4 | Peak | Vertical |
| | 7425.3 | 36.0 | 8.0 | 44.0 | 74.0 | -30.0 | Peak | Vertical |
| * | 9653.0 | 39.1 | 11.0 | 50.1 | 79.2 | -29.1 | Peak | Vertical |
| * | 12719.6 | 34.2 | 11.7 | 45.9 | 79.2 | -33.3 | Peak | Vertical |

Note 1: "*" is not in restricted band, its limit is 30dBc of the fundamental emission level (109.2dBμV/m) or 15.209 which is higher.

Note 2: Measure Level (dBμV/m) = Reading Level (dBμV) + Factor (dB)

Factor (dB) = Cable Loss (dB) + Antenna Factor (dB/m) - Pre_Amplifier Gain (dB)

| | | | |
|---|---|---|---|
| Test Mode: | 802.11n-HT20 – Ant 1 + 2 | Test Site: | AC1 |
| Test Channel: | 06 | Test Engineer: | Roy Cheng |
| Remark: | 1. Average measurement was not performed if peak level lower than average limit.<br>2. Other frequency was 20dB below limit line within 1-18GHz, there is not show in the report. | | |

| Mark | Frequency (MHz) | Reading Level (dBμV) | Factor (dB) | Measure Level (dBμV/m) | Limit (dBμV/m) | Margin (dB) | Detector | Polarization |
|---|---|---|---|---|---|---|---|---|
| | 4873.9 | 39.2 | 2.7 | 41.9 | 54.0 | -12.1 | Average | Horizontal |
| | 4884.5 | 53.5 | 2.7 | 56.2 | 74.0 | -17.8 | Peak | Horizontal |
| | 7307.0 | 47.9 | 8.0 | 55.9 | 74.0 | -18.1 | Peak | Horizontal |
| | 7310.6 | 28.7 | 8.0 | 36.7 | 54.0 | -17.3 | Average | Horizontal |
| * | 9738.0 | 47.6 | 11.2 | 58.8 | 84.2 | -25.4 | Peak | Horizontal |
| * | 12758.7 | 35.4 | 11.7 | 47.1 | 84.2 | -37.1 | Peak | Horizontal |
| | 4876.0 | 53.8 | 2.7 | 56.5 | 74.0 | -17.5 | Peak | Vertical |
| | 4876.4 | 44.6 | 2.7 | 47.3 | 54.0 | -6.7 | Average | Vertical |
| | 7298.5 | 44.9 | 8.0 | 52.9 | 74.0 | -21.1 | Peak | Vertical |
| * | 9755.0 | 49.6 | 11.4 | 61.0 | 84.2 | -23.2 | Peak | Vertical |
| * | 12853.3 | 34.8 | 11.9 | 46.7 | 84.2 | -37.5 | Peak | Vertical |

Note 1: "*" is not in restricted band, its limit is 30dBc of the fundamental emission level (114.2dBμV/m) or 15.209 which is higher.

Note 2: Measure Level (dBμV/m) = Reading Level (dBμV) + Factor (dB)

Factor (dB) = Cable Loss (dB) + Antenna Factor (dB/m) - Pre_Amplifier Gain (dB)

| | | | |
|---|---|---|---|
| Test Mode: | 802.11n-HT20 – Ant 1 + 2 | Test Site: | AC1 |
| Test Channel: | 11 | Test Engineer: | Roy Cheng |
| Remark: | 1. Average measurement was not performed if peak level lower than average limit.<br>2. Other frequency was 20dB below limit line within 1-18GHz, there is not show in the report. | | |

| Mark | Frequency (MHz) | Reading Level (dBμV) | Factor (dB) | Measure Level (dBμV/m) | Limit (dBμV/m) | Margin (dB) | Detector | Polarization |
|---|---|---|---|---|---|---|---|---|
| | 3787.0 | 37.3 | -0.3 | 37.0 | 74.0 | -37.0 | Peak | Horizontal |
| | 4927.0 | 44.7 | 2.8 | 47.5 | 74.0 | -26.5 | Peak | Horizontal |
| * | 6958.5 | 40.1 | 6.7 | 46.8 | 78.8 | -32.0 | Peak | Horizontal |
| * | 9263.3 | 33.2 | 10.3 | 43.5 | 78.8 | -35.3 | Peak | Horizontal |
| | 4927.0 | 44.2 | 2.8 | 47.0 | 74.0 | -27.0 | Peak | Vertical |
| | 7452.2 | 35.2 | 8.1 | 43.3 | 74.0 | -30.7 | Peak | Vertical |
| * | 9683.0 | 34.0 | 10.9 | 44.9 | 78.8 | -33.9 | Peak | Vertical |
| * | 12745.3 | 33.9 | 11.7 | 45.6 | 78.8 | -33.2 | Peak | Vertical |

Note 1: "*" is not in restricted band, its limit is 30dBc of the fundamental emission level (108.8dBμV/m) or 15.209 which is higher.

Note 2: Measure Level (dBμV/m) = Reading Level (dBμV) + Factor (dB)

Factor (dB) = Cable Loss (dB) + Antenna Factor (dB/m) - Pre_Amplifier Gain (dB)

| | | | |
|---|---|---|---|
| Test Mode: | 802.11n-HT40 – Ant 1 + 2 | Test Site: | AC1 |
| Test Channel: | 03 | Test Engineer: | Roy Cheng |
| Remark: | 1. Average measurement was not performed if peak level lower than average limit.<br>2. Other frequency was 20dB below limit line within 1-18GHz, there is not show in the report. | | |

| Mark | Frequency (MHz) | Reading Level (dBμV) | Factor (dB) | Measure Level (dBμV/m) | Limit (dBμV/m) | Margin (dB) | Detector | Polarization |
|---|---|---|---|---|---|---|---|---|
| | 3794.5 | 37.5 | -0.2 | 37.3 | 74.0 | -36.7 | Peak | Horizontal |
| | 4842.0 | 41.4 | 2.7 | 44.1 | 74.0 | -29.9 | Peak | Horizontal |
| * | 6958.5 | 40.5 | 6.7 | 47.2 | 75.5 | -28.3 | Peak | Horizontal |
| * | 9254.2 | 33.1 | 10.2 | 43.3 | 75.5 | -32.2 | Peak | Horizontal |
| | 4842.0 | 41.7 | 2.7 | 44.4 | 74.0 | -29.6 | Peak | Vertical |
| | 7305.5 | 35.5 | 8.0 | 43.5 | 74.0 | -30.5 | Peak | Vertical |
| * | 9258.5 | 33.5 | 10.3 | 43.8 | 75.5 | -31.7 | Peak | Vertical |
| * | 12063.5 | 33.8 | 12.0 | 45.8 | 75.5 | -29.7 | Peak | Vertical |

Note 1: "*" is not in restricted band, its limit is 30dBc of the fundamental emission level (105.5dBμV/m) or 15.209 which is higher.

Note 2: Measure Level (dBμV/m) = Reading Level (dBμV) + Factor (dB)

Factor (dB) = Cable Loss (dB) + Antenna Factor (dB/m) - Pre_Amplifier Gain (dB)

| | | | |
|---|---|---|---|
| Test Mode: | 802.11n-HT40 – Ant 1 + 2 | Test Site: | AC1 |
| Test Channel: | 06 | Test Engineer: | Roy Cheng |
| Remark: | 1. Average measurement was not performed if peak level lower than average limit.<br>2. Other frequency was 20dB below limit line within 1-18GHz, there is not show in the report. | | |

| Mark | Frequency (MHz) | Reading Level (dBμV) | Factor (dB) | Measure Level (dBμV/m) | Limit (dBμV/m) | Margin (dB) | Detector | Polarization |
|---|---|---|---|---|---|---|---|---|
| | 4867.5 | 51.2 | 2.7 | 53.9 | 74.0 | -20.1 | Peak | Horizontal |
| | 7307.0 | 44.3 | 8.0 | 52.3 | 74.0 | -21.7 | Peak | Horizontal |
| * | 9738.0 | 44.3 | 11.2 | 55.5 | 85.3 | -29.8 | Peak | Horizontal |
| * | 12748.5 | 34.3 | 11.7 | 46.0 | 85.3 | -39.3 | Peak | Horizontal |
| | 4876.0 | 51.1 | 2.7 | 53.8 | 74.0 | -20.2 | Peak | Vertical |
| | 7298.5 | 41.3 | 8.0 | 49.3 | 74.0 | -24.7 | Peak | Vertical |
| * | 9738.0 | 46.4 | 11.2 | 57.6 | 85.3 | -27.7 | Peak | Vertical |
| * | 12862.5 | 35.2 | 12.0 | 47.2 | 85.3 | -38.1 | Peak | Vertical |

Note 1: "*" is not in restricted band, its limit is 30dBc of the fundamental emission level (115.3dBμV/m) or 15.209 which is higher.

Note 2: Measure Level (dBμV/m) = Reading Level (dBμV) + Factor (dB)

Factor (dB) = Cable Loss (dB) + Antenna Factor (dB/m) - Pre_Amplifier Gain (dB)

| | | | |
|---|---|---|---|
| Test Mode: | 802.11n-HT40 – Ant 1 + 2 | Test Site: | AC1 |
| Test Channel: | 09 | Test Engineer: | Roy Cheng |
| Remark: | 1. Average measurement was not performed if peak level lower than average limit.<br>2. Other frequency was 20dB below limit line within 1-18GHz, there is not show in the report. | | |

| Mark | Frequency (MHz) | Reading Level (dBμV) | Factor (dB) | Measure Level (dBμV/m) | Limit (dBμV/m) | Margin (dB) | Detector | Polarization |
|---|---|---|---|---|---|---|---|---|
| | 3820.6 | 36.5 | -0.1 | 36.4 | 74.0 | -37.6 | Peak | Horizontal |
| | 4901.5 | 44.7 | 2.7 | 47.4 | 74.0 | -26.6 | Peak | Horizontal |
| * | 6958.5 | 40.5 | 6.7 | 47.2 | 76.2 | -29.0 | Peak | Horizontal |
| * | 9283.7 | 33.5 | 10.3 | 43.8 | 76.2 | -32.4 | Peak | Horizontal |
| | 4901.5 | 42.3 | 2.7 | 45.0 | 74.0 | -29.0 | Peak | Vertical |
| | 7415.7 | 35.4 | 8.0 | 43.4 | 74.0 | -30.6 | Peak | Vertical |
| * | 9797.5 | 36.4 | 11.5 | 47.9 | 76.2 | -28.3 | Peak | Vertical |
| * | 12706.3 | 34.0 | 11.6 | 45.6 | 76.2 | -30.6 | Peak | Vertical |

Note 1: "*" is not in restricted band, its limit is 30dBc of the fundamental emission level (106.2dBμV/m) or 15.209 which is higher.

Note 2: Measure Level (dBμV/m) = Reading Level (dBμV) + Factor (dB)

Factor (dB) = Cable Loss (dB) + Antenna Factor (dB/m) - Pre_Amplifier Gain (dB)

**The worst case of Radiated Emission below 1GHz:**

| | |
|---|---|
| Site: AC1 | Time: 2014/11/23 - 20:24 |
| Limit: FCC_Part15.209_RE(3m) | Engineer: Roy Cheng |
| Probe: VULB9162_0.03-8GHz | Polarity: Horizontal |
| EUT: 2x2 dual band 802.11ac indoor AP | Power: AC 120V/60Hz |
| Test Mode : Transmit at channel 2412MHz by 802.11b | |

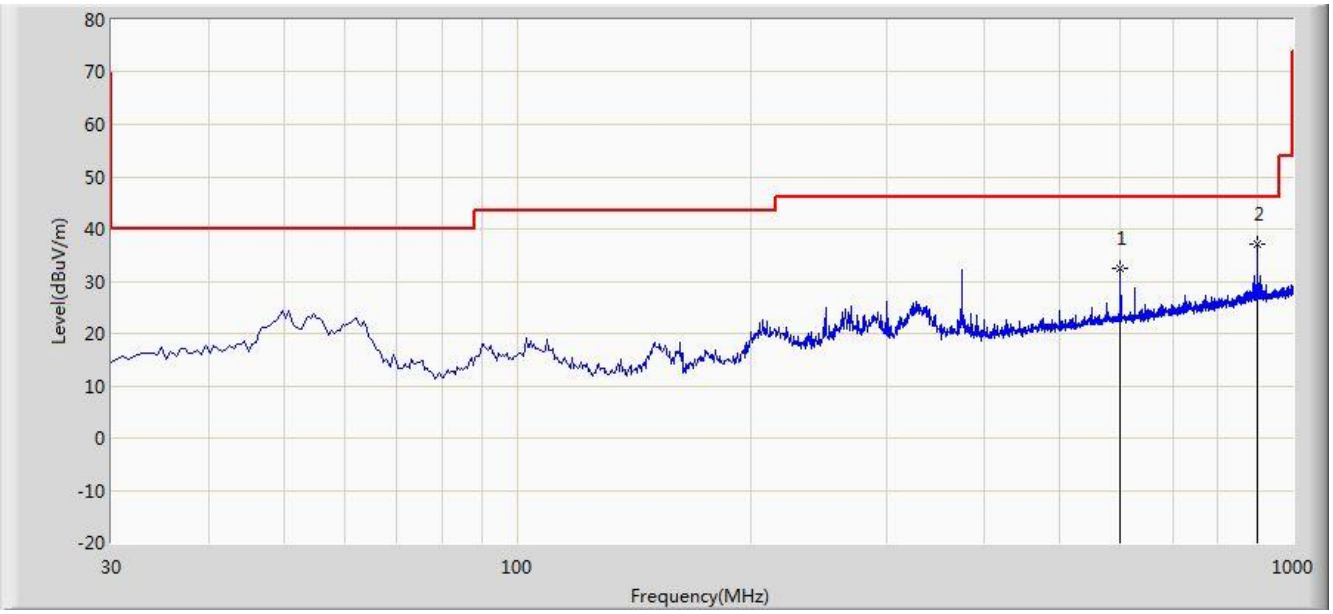


| No | Flag | Mark | Frequency (MHz) | Measure Level (dBuV/m) | Reading Level (dBuV) | Over Limit (dB) | Limit (dBuV/m) | Factor (dB) | Type |
|---|---|---|---|---|---|---|---|---|---|
| 1 | | | 599.875 | 32.380 | 12.941 | -13.620 | 46.000 | 19.438 | QP |
| 2 | | * | 900.090 | 36.968 | 13.649 | -9.032 | 46.000 | 23.319 | QP |

Note: Measure Level (dBµV/m) = Reading Level (dBµV) + Factor (dB)

Factor (dB) = Cable Loss (dB) + Antenna Factor (dB/m)

| | |
|---|---|
| Site: AC1 | Time: 2014/11/23 - 20:27 |
| Limit: FCC_Part15.209_RE(3m) | Engineer: Roy Cheng |
| Probe: VULB9162_0.03-8GHz | Polarity: Vertical |
| EUT: 2x2 dual band 802.11ac indoor AP | Power: AC 120V/60Hz |
| Test Mode : Transmit at channel 2412MHz by 802.11b | |

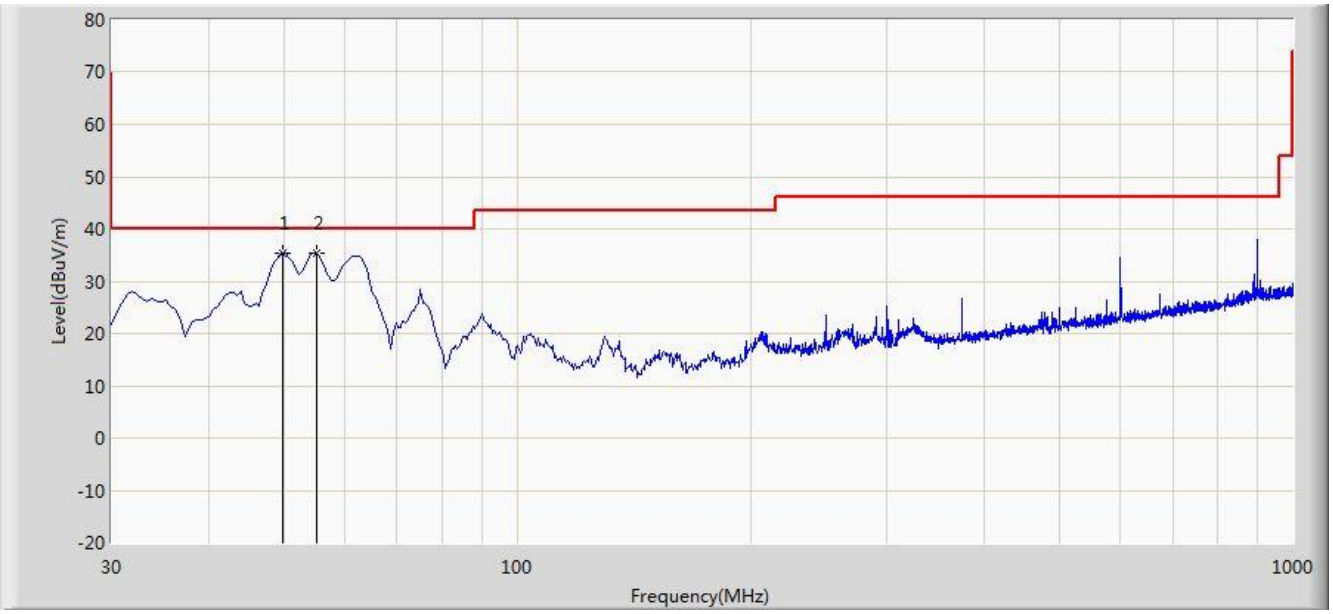


| No | Flag | Mark | Frequency (MHz) | Measure Level (dBuV/m) | Reading Level (dBuV) | Over Limit (dB) | Limit (dBuV/m) | Factor (dB) | Type |
|---|---|---|---|---|---|---|---|---|---|
| 1 | | * | 49.885 | 35.416 | 20.658 | -4.584 | 40.000 | 14.759 | QP |
| 2 | | | 55.220 | 35.342 | 20.875 | -4.658 | 40.000 | 14.467 | QP |

Note: Measure Level (dBµV/m) = Reading Level (dBµV) + Factor (dB)

Factor (dB) = Cable Loss (dB) + Antenna Factor (dB/m)

| | |
|---|---|
| Site: AC1 | Time: 2015/07/10 - 18:12 |
| Limit: FCC_Part15.209_RE(3m) | Engineer: Peak Wang |
| Probe: FMZB1519_0.009-30MHz | Polarity: Face on |
| EUT: 2x2 dual band 802.11ac indoor AP | Power: AC 120V/60Hz |
| **Note: There is the ambient noise within frequency range 9kHz~30MHz.** | |

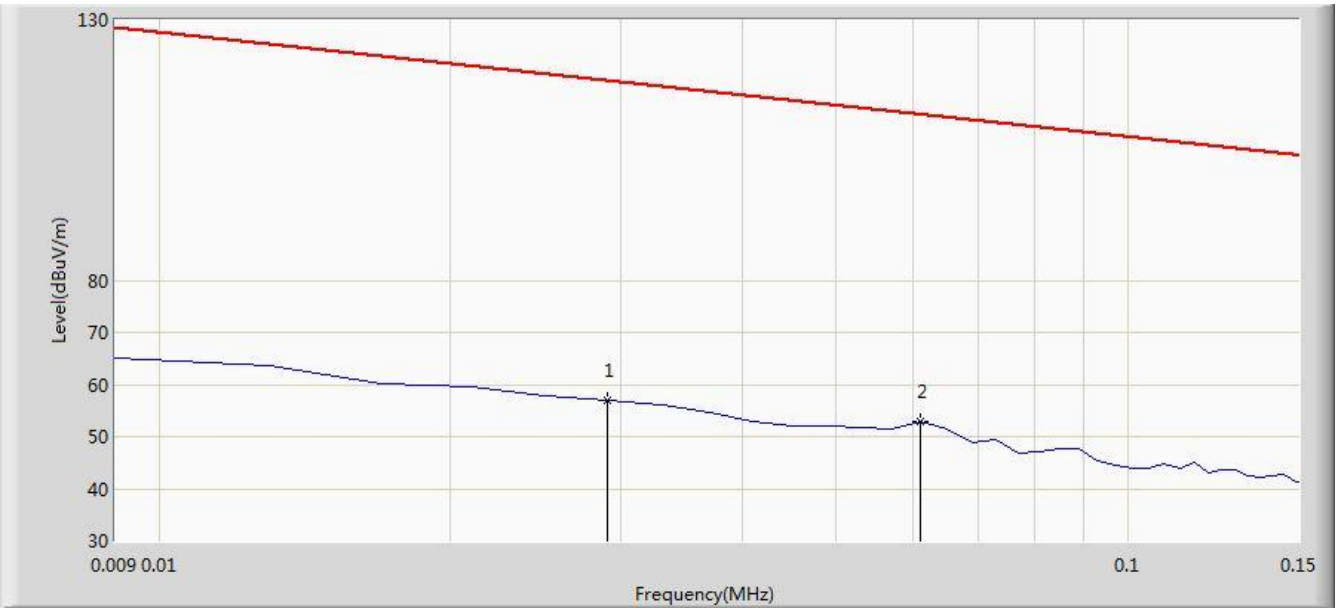


| No | Flag | Mark | Frequency (MHz) | Measure Level (dBuV/m) | Reading Level (dBuV) | Over Limit (dB) | Limit (dBuV/m) | Factor (dB) | Type |
|---|---|---|---|---|---|---|---|---|---|
| 1 | | | 0.029 | 56.893 | 35.844 | -61.449 | 118.342 | 21.049 | QP |
| 2 | | * | 0.061 | 52.853 | 32.542 | -59.034 | 111.887 | 20.311 | QP |

Note: Measure Level (dBμV/m) = Reading Level (dBμV) + Factor (dB)

Factor (dB) = Cable Loss (dB) + Antenna Factor (dB/m)

| | |
|---|---|
| Site: AC1 | Time: 2015/07/10 - 18:16 |
| Limit: FCC_Part15.209_RE(3m) | Engineer: Peak Wang |
| Probe: FMZB1519_0.009-30MHz | Polarity: Face on |
| EUT: 2x2 dual band 802.11ac indoor AP | Power: AC 120V/60Hz |
| **Note: There is the ambient noise within frequency range 9kHz~30MHz.** | |

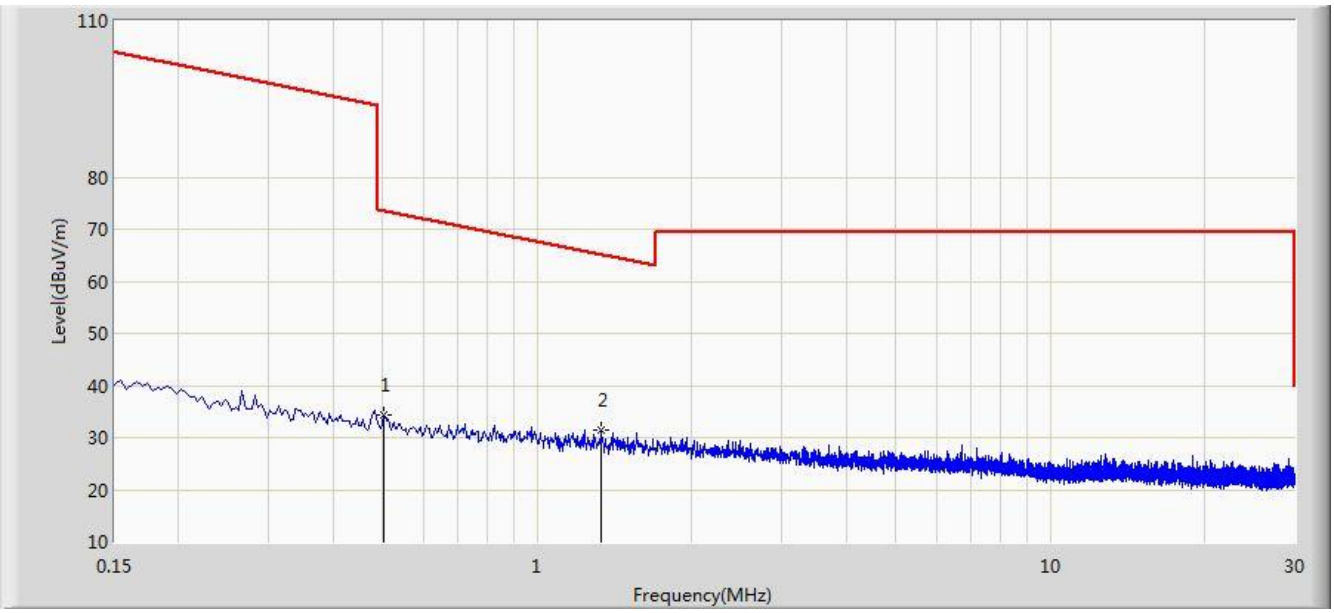


| No | Flag | Mark | Frequency (MHz) | Measure Level (dBuV/m) | Reading Level (dBuV) | Over Limit (dB) | Limit (dBuV/m) | Factor (dB) | Type |
|---|---|---|---|---|---|---|---|---|---|
| 1 | | | 0.502 | 34.370 | 13.947 | -39.220 | 73.590 | 20.423 | QP |
| 2 | | * | 1.334 | 31.595 | 11.104 | -33.530 | 65.125 | 20.491 | QP |

Note: Measure Level (dBμV/m) = Reading Level (dBμV) + Factor (dB)

Factor (dB) = Cable Loss (dB) + Antenna Factor (dB/m)

| | |
|---|---|
| Site: AC1 | Time: 2015/07/10 - 21:20 |
| Limit: FCC_Part15.209_RE(1m) | Engineer: Peak Wang |
| Probe: BBHA9170_18-40GHz | Polarity: Horizontal |
| EUT: 2x2 dual band 802.11ac indoor AP | Power: AC 120V/60Hz |
| **Note: There is the ambient noise within frequency range 18GHz~25GHz.** | |

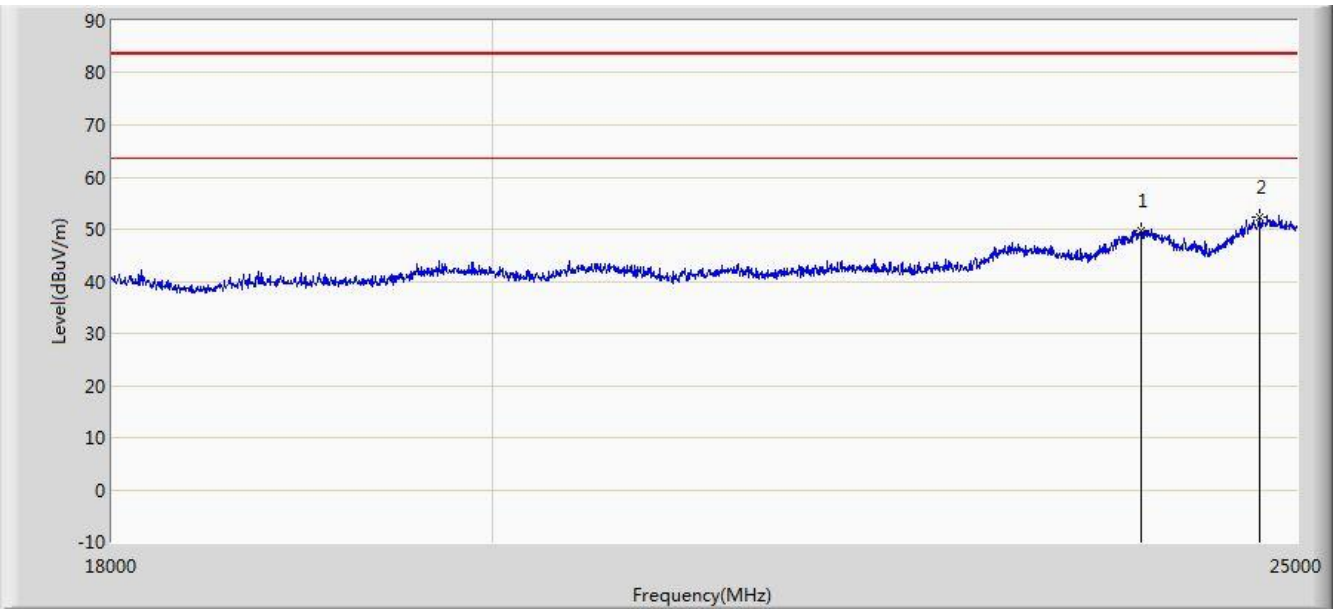


| No | Flag | Mark | Frequency (MHz) | Measure Level (dBuV/m) | Reading Level (dBuV) | Over Limit (dB) | Limit (dBuV/m) | Factor (dB) | Type |
|---|---|---|---|---|---|---|---|---|---|
| 1 | | | 23943.000 | 49.776 | 35.866 | -33.724 | 83.500 | 13.910 | PK |
| 2 | | * | 24741.000 | 52.375 | 37.681 | -31.125 | 83.500 | 14.694 | PK |

Note: Measure Level (dBμV/m) = Reading Level (dBμV) + Factor (dB)

Factor (dB) = Cable Loss (dB) + Antenna Factor (dB/m) - Pre_Amplifier Gain (dB)

| | |
|---|---|
| Site: AC1 | Time: 2015/07/10 - 21:32 |
| Limit: FCC_Part15.209_RE(1m) | Engineer: Peak Wang |
| Probe: BBHA9170_18-40GHz | Polarity: Vertical |
| EUT: 2x2 dual band 802.11ac indoor AP | Power: AC 120V/60Hz |
| **Note: There is the ambient noise within frequency range 18GHz~25GHz.** | |

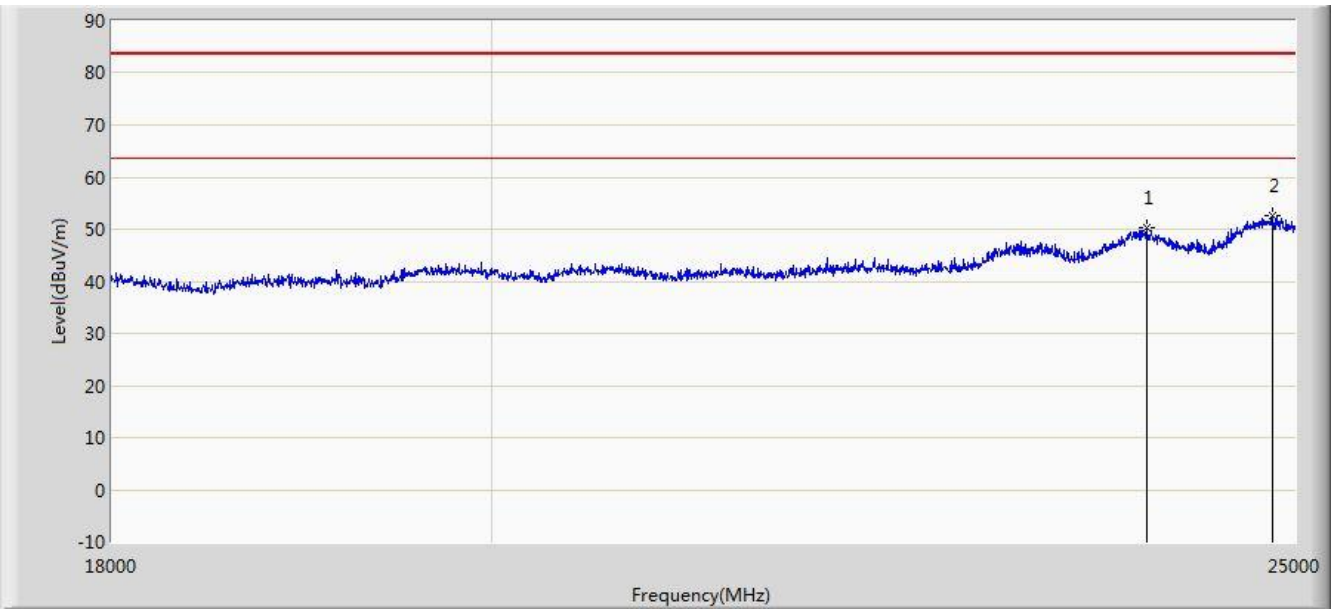


| No | Flag | Mark | Frequency (MHz) | Measure Level (dBuV/m) | Reading Level (dBuV) | Over Limit (dB) | Limit (dBuV/m) | Factor (dB) | Type |
|---|---|---|---|---|---|---|---|---|---|
| 1 | | | 23999.000 | 50.379 | 36.435 | -33.121 | 83.500 | 13.944 | PK |
| 2 | | * | 24846.000 | 52.503 | 37.735 | -30.997 | 83.500 | 14.768 | PK |

Note: Measure Level (dBμV/m) = Reading Level (dBμV) + Factor (dB)

Factor (dB) = Cable Loss (dB) + Antenna Factor (dB/m) - Pre_Amplifier Gain (dB)

## 7.7. Radiated Restricted Band Edge Measurement

### 7.7.1. Test Result

| | |
|---|---|
| Site: AC 1 | Time: 2015/07/04 - 02:00 |
| Limit: FCC_Part15.209_RE(3m) | Engineer: Peak Wang |
| Probe: BBHA9120D_1-18GHz | Polarity: Horizontal |
| EUT: 2x2 dual band 802.11ac indoor AP | Power: AC 120V/60Hz |
| Test Mode: Transmit by 802.11b at channel 2412MHz Ant 1 | |

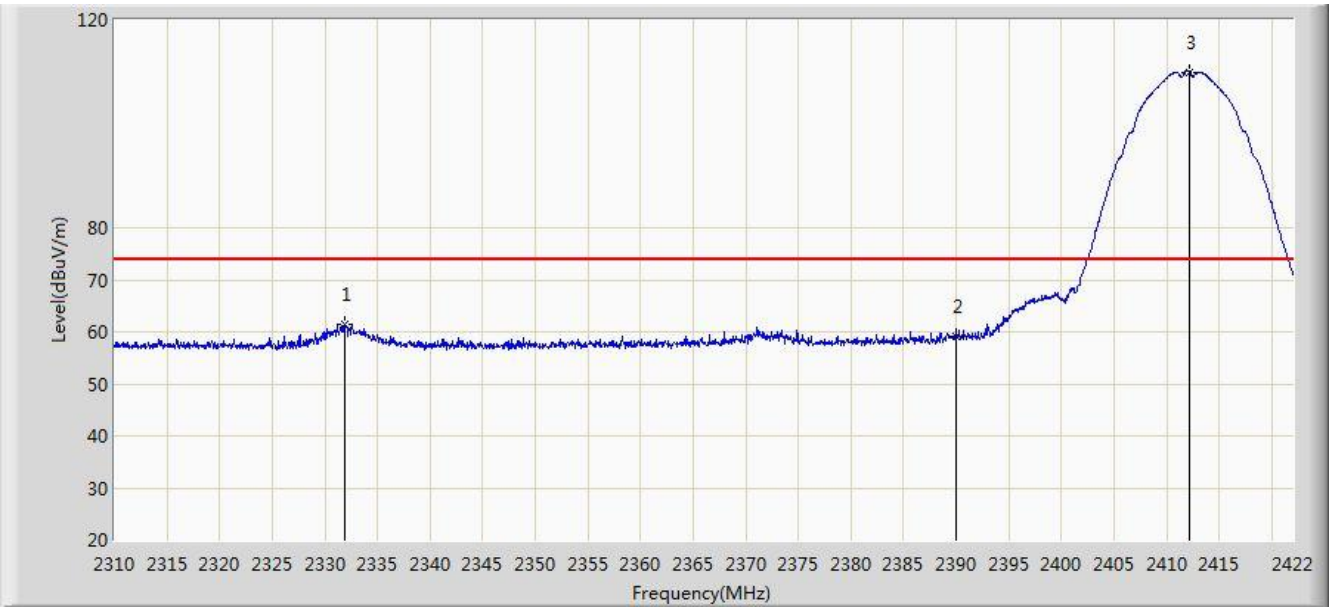


| No | Flag | Mark | Frequency (MHz) | Measure Level (dBuV/m) | Reading Level (dBuV) | Over Limit (dB) | Limit (dBuV/m) | Factor (dB) | Type |
|---|---|---|---|---|---|---|---|---|---|
| 1 | | | 2331.896 | 61.535 | 30.168 | -12.465 | 74.000 | 31.367 | PK |
| 2 | | | 2390.000 | 59.006 | 27.803 | -14.994 | 74.000 | 31.203 | PK |
| 3 | | * | 2412.200 | 109.913 | 78.744 | N/A | N/A | 31.169 | PK |

Note: Measure Level (dBμV/m) = Reading Level (dBμV) + Factor (dB)

Factor (dB) = Cable Loss (dB) + Antenna Factor (dB/m).

| | |
|---|---|
| Site: AC 1 | Time: 2015/07/04 - 02:11 |
| Limit: FCC_Part15.209_RE(3m) | Engineer: Peak Wang |
| Probe: BBHA9120D_1-18GHz | Polarity: Horizontal |
| EUT: 2x2 dual band 802.11ac indoor AP | Power: AC 120V/60Hz |
| Test Mode: Transmit by 802.11b at channel 2412MHz Ant 1 | |

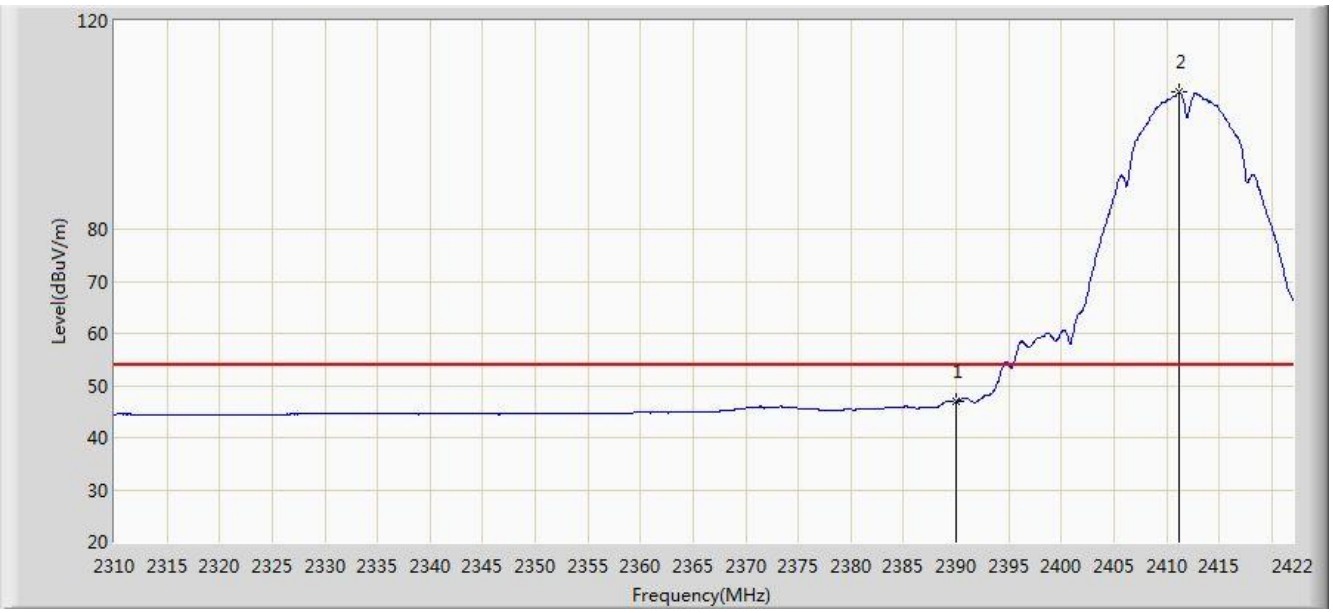


| No | Flag | Mark | Frequency (MHz) | Measure Level (dBuV/m) | Reading Level (dBuV) | Over Limit (dB) | Limit (dBuV/m) | Factor (dB) | Type |
|---|---|---|---|---|---|---|---|---|---|
| 1 | | | 2390.000 | 46.826 | 15.623 | -7.174 | 54.000 | 31.203 | AV |
| 2 | | * | 2411.136 | 106.283 | 75.112 | N/A | N/A | 31.171 | AV |

Note: Measure Level (dBµV/m) = Reading Level (dBµV) + Factor (dB)

Factor (dB) = Cable Loss (dB) + Antenna Factor (dB/m).

| | |
|---|---|
| Site: AC 1 | Time: 2015/07/04 - 02:13 |
| Limit: FCC_Part15.209_RE(3m) | Engineer: Peak Wang |
| Probe: BBHA9120D_1-18GHz | Polarity: Vertical |
| EUT: 2x2 dual band 802.11ac indoor AP | Power: AC 120V/60Hz |
| Test Mode: Transmit by 802.11b at channel 2412MHz Ant 1 | |

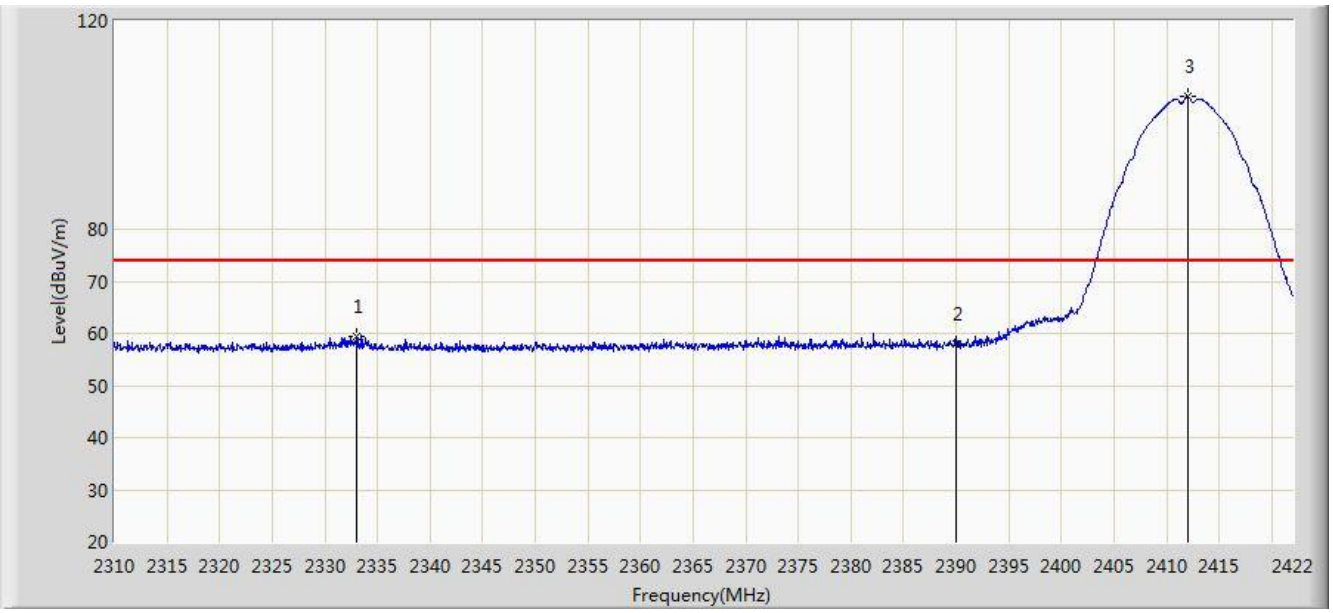


| No | Flag | Mark | Frequency (MHz) | Measure Level (dBuV/m) | Reading Level (dBuV) | Over Limit (dB) | Limit (dBuV/m) | Factor (dB) | Type |
|---|---|---|---|---|---|---|---|---|---|
| 1 | | | 2333.016 | 59.351 | 27.989 | -14.649 | 74.000 | 31.362 | PK |
| 2 | | | 2390.000 | 57.933 | 26.730 | -16.067 | 74.000 | 31.203 | PK |
| 3 | | * | 2412.032 | 105.407 | 74.237 | N/A | N/A | 31.170 | PK |

Note: Measure Level (dBμV/m) = Reading Level (dBμV) + Factor (dB)

Factor (dB) = Cable Loss (dB) + Antenna Factor (dB/m).

| | |
|---|---|
| Site: AC 1 | Time: 2015/07/04 - 02:16 |
| Limit: FCC_Part15.209_RE(3m) | Engineer: Peak Wang |
| Probe: BBHA9120D_1-18GHz | Polarity: Vertical |
| EUT: 2x2 dual band 802.11ac indoor AP | Power: AC 120V/60Hz |
| Test Mode: Transmit by 802.11b at channel 2412MHz Ant 1 | |

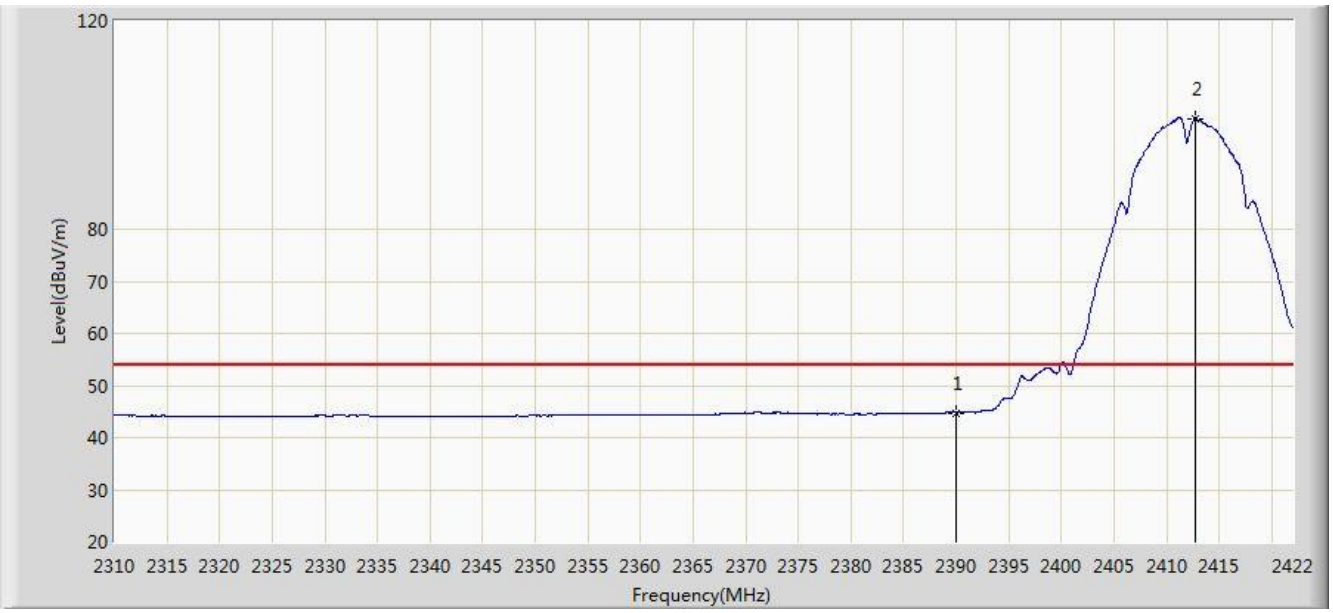


| No | Flag | Mark | Frequency (MHz) | Measure Level (dBuV/m) | Reading Level (dBuV) | Over Limit (dB) | Limit (dBuV/m) | Factor (dB) | Type |
|---|---|---|---|---|---|---|---|---|---|
| 1 | | | 2390.000 | 44.777 | 13.574 | -9.223 | 54.000 | 31.203 | AV |
| 2 | | * | 2412.704 | 101.280 | 70.112 | N/A | N/A | 31.168 | AV |

Note: Measure Level (dBµV/m) = Reading Level (dBµV) + Factor (dB)

Factor (dB) = Cable Loss (dB) + Antenna Factor (dB/m).

| | |
|---|---|
| Site: AC 1 | Time: 2015/07/04 - 02:17 |
| Limit: FCC_Part15.209_RE(3m) | Engineer: Peak Wang |
| Probe: BBHA9120D_1-18GHz | Polarity: Horizontal |
| EUT: 2x2 dual band 802.11ac indoor AP | Power: AC 120V/60Hz |
| Test Mode: Transmit by 802.11b at channel 2462MHz Ant 1 | |

| No | Flag | Mark | Frequency (MHz) | Measure Level (dBuV/m) | Reading Level (dBuV) | Over Limit (dB) | Limit (dBuV/m) | Factor (dB) | Type |
|---|---|---|---|---|---|---|---|---|---|
| 1 | | * | 2461.960 | 109.916 | 78.781 | N/A | N/A | 31.135 | PK |
| 2 | | | 2483.500 | 58.708 | 27.515 | -15.292 | 74.000 | 31.194 | PK |

Note: Measure Level (dBµV/m) = Reading Level (dBµV) + Factor (dB)

Factor (dB) = Cable Loss (dB) + Antenna Factor (dB/m).

| | |
|---|---|
| Site: AC 1 | Time: 2015/07/04 - 02:20 |
| Limit: FCC_Part15.209_RE(3m) | Engineer: Peak Wang |
| Probe: BBHA9120D_1-18GHz | Polarity: Horizontal |
| EUT: 2x2 dual band 802.11ac indoor AP | Power: AC 120V/60Hz |
| Test Mode: Transmit by 802.11b at channel 2462MHz Ant 1 | |

| No | Flag | Mark | Frequency (MHz) | Measure Level (dBuV/m) | Reading Level (dBuV) | Over Limit (dB) | Limit (dBuV/m) | Factor (dB) | Type |
|---|---|---|---|---|---|---|---|---|---|
| 1 | | * | 2461.312 | 105.965 | 74.831 | N/A | N/A | 31.134 | AV |
| 2 | | | 2483.500 | 46.932 | 15.739 | -7.068 | 54.000 | 31.194 | AV |

Note: Measure Level (dBµV/m) = Reading Level (dBµV) + Factor (dB)

Factor (dB) = Cable Loss (dB) + Antenna Factor (dB/m).

| | |
|---|---|
| Site: AC 1 | Time: 2015/07/04 - 02:21 |
| Limit: FCC_Part15.209_RE(3m) | Engineer: Peak Wang |
| Probe: BBHA9120D_1-18GHz | Polarity: Vertical |
| EUT: 2x2 dual band 802.11ac indoor AP | Power: AC 120V/60Hz |
| Test Mode: Transmit by 802.11b at channel 2462MHz Ant 1 | |

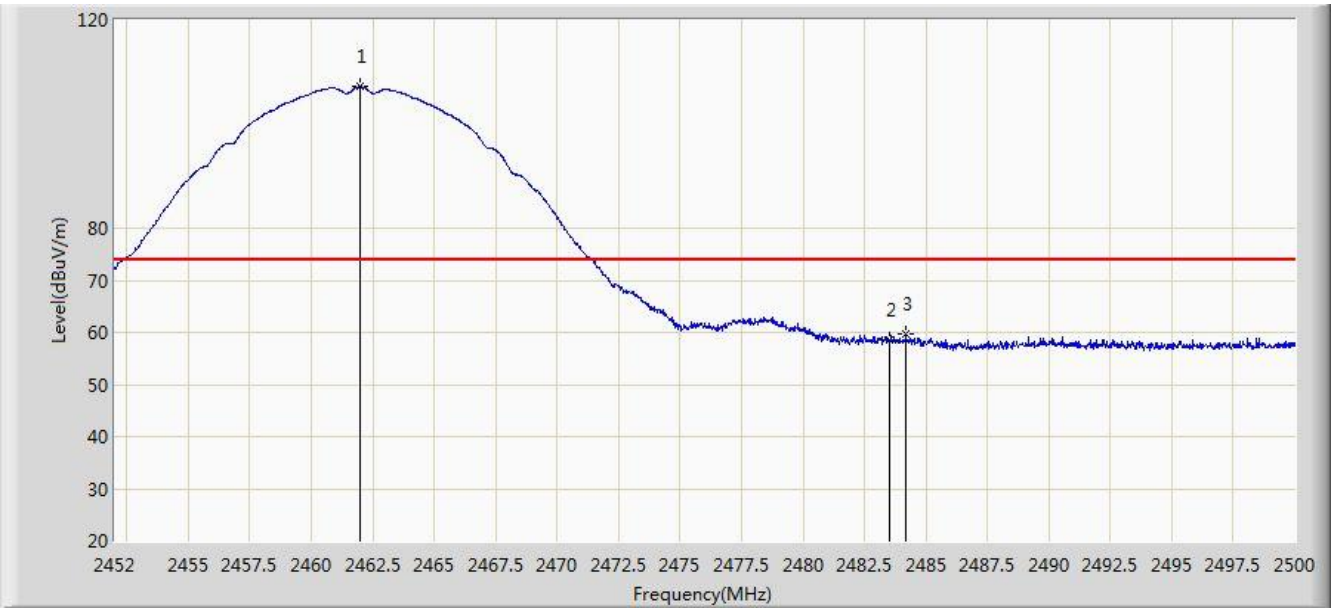


| No | Flag | Mark | Frequency (MHz) | Measure Level (dBuV/m) | Reading Level (dBuV) | Over Limit (dB) | Limit (dBuV/m) | Factor (dB) | Type |
|---|---|---|---|---|---|---|---|---|---|
| 1 | | * | 2461.984 | 107.135 | 76.000 | N/A | N/A | 31.135 | PK |
| 2 | | | 2483.500 | 58.524 | 27.331 | -15.476 | 74.000 | 31.194 | PK |
| 3 | | | 2484.184 | 59.654 | 28.459 | -14.346 | 74.000 | 31.195 | PK |

Note: Measure Level (dBμV/m) = Reading Level (dBμV) + Factor (dB)

Factor (dB) = Cable Loss (dB) + Antenna Factor (dB/m).

| | |
|---|---|
| Site: AC 1 | Time: 2015/07/04 - 02:23 |
| Limit: FCC_Part15.209_RE(3m) | Engineer: Peak Wang |
| Probe: BBHA9120D_1-18GHz | Polarity: Vertical |
| EUT: 2x2 dual band 802.11ac indoor AP | Power: AC 120V/60Hz |
| Test Mode: Transmit by 802.11b at channel 2462MHz Ant 1 | |

| No | Flag | Mark | Frequency (MHz) | Measure Level (dBuV/m) | Reading Level (dBuV) | Over Limit (dB) | Limit (dBuV/m) | Factor (dB) | Type |
|---|---|---|---|---|---|---|---|---|---|
| 1 | | * | 2461.240 | 103.173 | 72.039 | N/A | N/A | 31.134 | AV |
| 2 | | | 2483.500 | 46.826 | 15.633 | -7.174 | 54.000 | 31.194 | AV |

Note: Measure Level (dBµV/m) = Reading Level (dBµV) + Factor (dB)

Factor (dB) = Cable Loss (dB) + Antenna Factor (dB/m).

| | |
|---|---|
| Site: AC 1 | Time: 2015/07/04 - 07:37 |
| Limit: FCC_Part15.209_RE(3m) | Engineer: Peak Wang |
| Probe: BBHA9120D_1-18GHz | Polarity: Horizontal |
| EUT: 2x2 dual band 802.11ac indoor AP | Power: AC 120V/60Hz |
| Test Mode: Transmit by 802.11g at channel 2412MHz Ant 1 | |

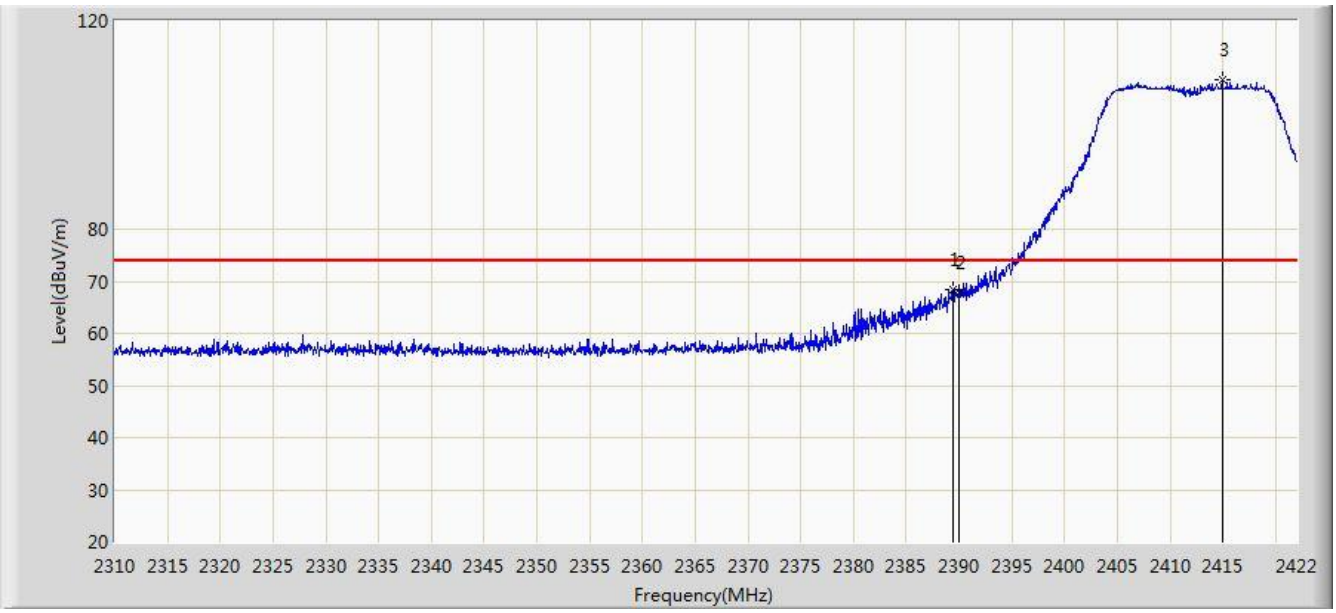


| No | Flag | Mark | Frequency (MHz) | Measure Level (dBuV/m) | Reading Level (dBuV) | Over Limit (dB) | Limit (dBuV/m) | Factor (dB) | Type |
|---|---|---|---|---|---|---|---|---|---|
| 1 | | | 2389.464 | 68.509 | 37.305 | -5.491 | 74.000 | 31.204 | PK |
| 2 | | | 2390.000 | 67.966 | 36.763 | -6.034 | 74.000 | 31.203 | PK |
| 3 | | * | 2414.944 | 108.802 | 77.638 | N/A | N/A | 31.165 | PK |

Note: Measure Level (dBμV/m) = Reading Level (dBμV) + Factor (dB)

Factor (dB) = Cable Loss (dB) + Antenna Factor (dB/m).

| | |
|---|---|
| Site: AC 1 | Time: 2015/07/04 - 02:32 |
| Limit: FCC_Part15.209_RE(3m) | Engineer: Peak Wang |
| Probe: BBHA9120D_1-18GHz | Polarity: Horizontal |
| EUT: 2x2 dual band 802.11ac indoor AP | Power: AC 120V/60Hz |
| Test Mode: Transmit by 802.11g at channel 2412MHz Ant 1 | |

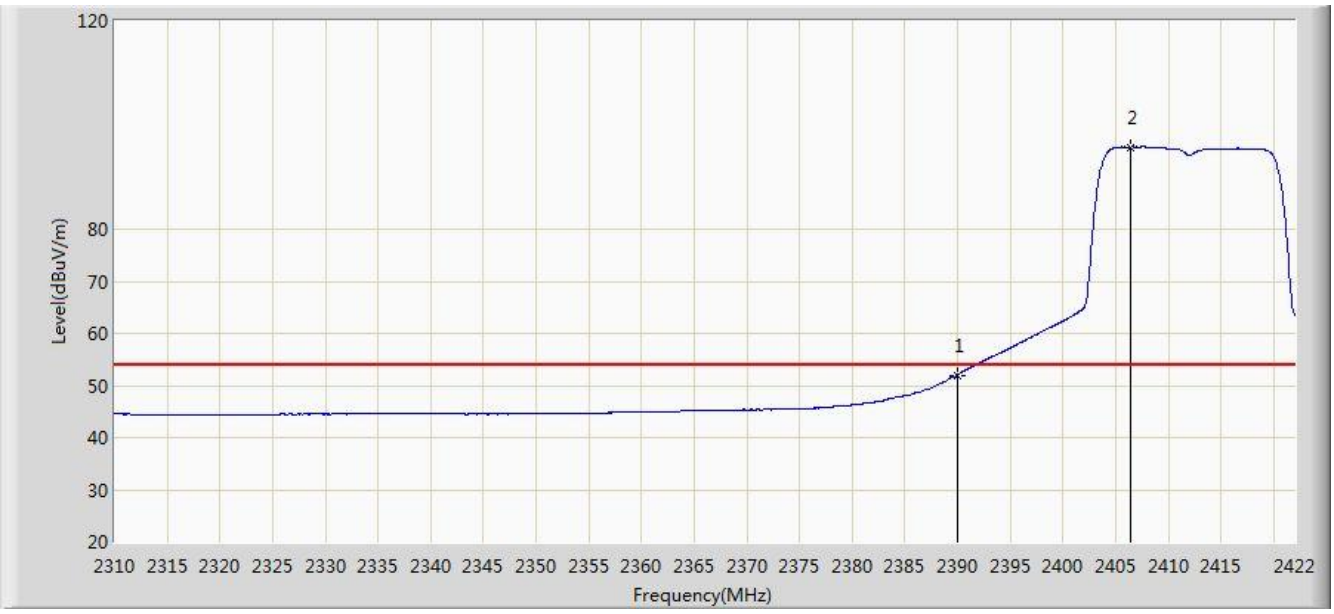


| No | Flag | Mark | Frequency (MHz) | Measure Level (dBuV/m) | Reading Level (dBuV) | Over Limit (dB) | Limit (dBuV/m) | Factor (dB) | Type |
|---|---|---|---|---|---|---|---|---|---|
| 1 | | | 2390.000 | 51.987 | 20.784 | -2.013 | 54.000 | 31.203 | AV |
| 2 | | * | 2406.432 | 95.792 | 64.614 | N/A | N/A | 31.178 | AV |

Note: Measure Level (dBμV/m) = Reading Level (dBμV) + Factor (dB)

Factor (dB) = Cable Loss (dB) + Antenna Factor (dB/m).

| | |
|---|---|
| Site: AC 1 | Time: 2015/07/04 - 02:33 |
| Limit: FCC_Part15.209_RE(3m) | Engineer: Peak Wang |
| Probe: BBHA9120D_1-18GHz | Polarity: Vertical |
| EUT: 2x2 dual band 802.11ac indoor AP | Power: AC 120V/60Hz |
| Test Mode: Transmit by 802.11g at channel 2412MHz Ant 1 | |

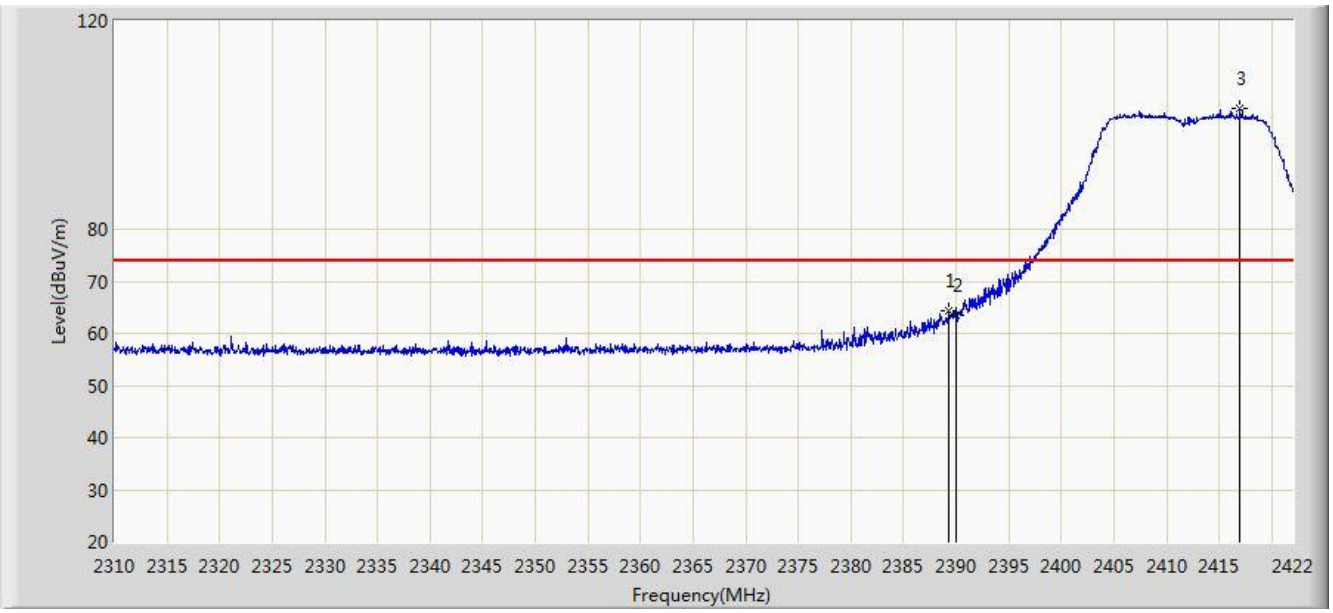


| No | Flag | Mark | Frequency (MHz) | Measure Level (dBuV/m) | Reading Level (dBuV) | Over Limit (dB) | Limit (dBuV/m) | Factor (dB) | Type |
|---|---|---|---|---|---|---|---|---|---|
| 1 | | | 2389.296 | 64.477 | 33.273 | -9.523 | 74.000 | 31.204 | PK |
| 2 | | | 2390.000 | 63.620 | 32.417 | -10.380 | 74.000 | 31.203 | PK |
| 3 | | * | 2417.016 | 103.163 | 72.002 | N/A | N/A | 31.161 | PK |

Note: Measure Level (dBμV/m) = Reading Level (dBμV) + Factor (dB)

Factor (dB) = Cable Loss (dB) + Antenna Factor (dB/m).

| | |
|---|---|
| Site: AC 1 | Time: 2015/07/04 - 02:35 |
| Limit: FCC_Part15.209_RE(3m) | Engineer: Peak Wang |
| Probe: BBHA9120D_1-18GHz | Polarity: Vertical |
| EUT: 2x2 dual band 802.11ac indoor AP | Power: AC 120V/60Hz |
| Test Mode: Transmit by 802.11g at channel 2412MHz Ant 1 | |

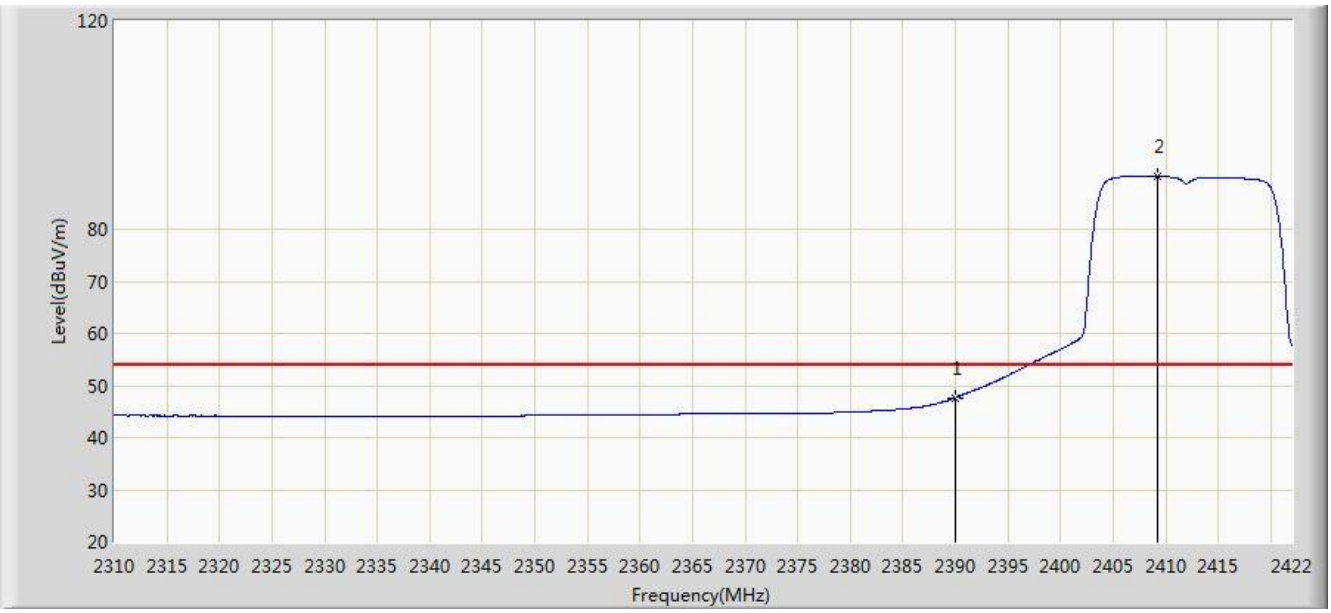


| No | Flag | Mark | Frequency (MHz) | Measure Level (dBuV/m) | Reading Level (dBuV) | Over Limit (dB) | Limit (dBuV/m) | Factor (dB) | Type |
|---|---|---|---|---|---|---|---|---|---|
| 1 | | | 2390.000 | 47.655 | 16.452 | -6.345 | 54.000 | 31.203 | AV |
| 2 | | * | 2409.232 | 90.093 | 58.919 | N/A | N/A | 31.174 | AV |

Note: Measure Level (dBμV/m) = Reading Level (dBμV) + Factor (dB)

Factor (dB) = Cable Loss (dB) + Antenna Factor (dB/m).

| | |
|---|---|
| Site: AC 1 | Time: 2015/07/04 - 02:45 |
| Limit: FCC_Part15.209_RE(3m) | Engineer: Peak Wang |
| Probe: BBHA9120D_1-18GHz | Polarity: Horizontal |
| EUT: 2x2 dual band 802.11ac indoor AP | Power: AC 120V/60Hz |
| Test Mode: Transmit by 802.11g at channel 2462MHz Ant 1 | |

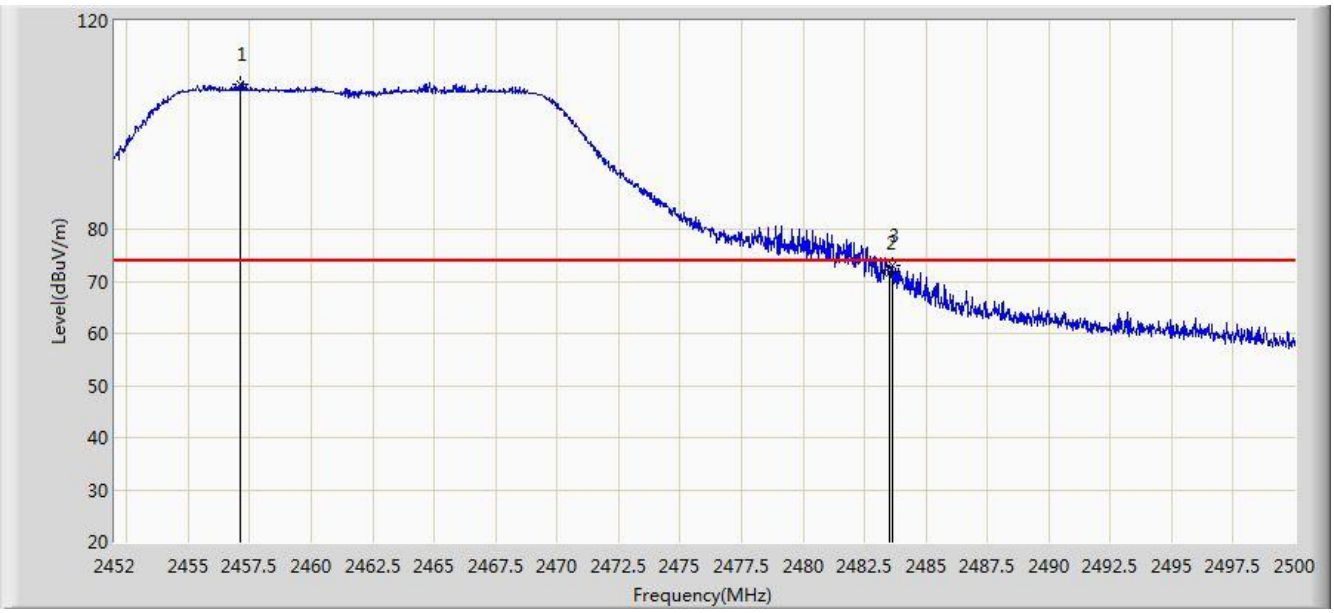


| No | Flag | Mark | Frequency (MHz) | Measure Level (dBuV/m) | Reading Level (dBuV) | Over Limit (dB) | Limit (dBuV/m) | Factor (dB) | Type |
|---|---|---|---|---|---|---|---|---|---|
| 1 | | * | 2457.088 | 107.868 | 76.741 | N/A | N/A | 31.127 | PK |
| 2 | | | 2483.500 | 71.628 | 40.435 | -2.372 | 74.000 | 31.194 | PK |
| 3 | | | 2483.656 | 73.151 | 41.957 | -0.849 | 74.000 | 31.194 | PK |

Note: Measure Level (dBμV/m) = Reading Level (dBμV) + Factor (dB)

Factor (dB) = Cable Loss (dB) + Antenna Factor (dB/m).

| | |
|---|---|
| Site: AC 1 | Time: 2015/07/04 - 02:41 |
| Limit: FCC_Part15.209_RE(3m) | Engineer: Peak Wang |
| Probe: BBHA9120D_1-18GHz | Polarity: Horizontal |
| EUT: 2x2 dual band 802.11ac indoor AP | Power: AC 120V/60Hz |
| Test Mode: Transmit by 802.11g at channel 2462MHz Ant 1 | |

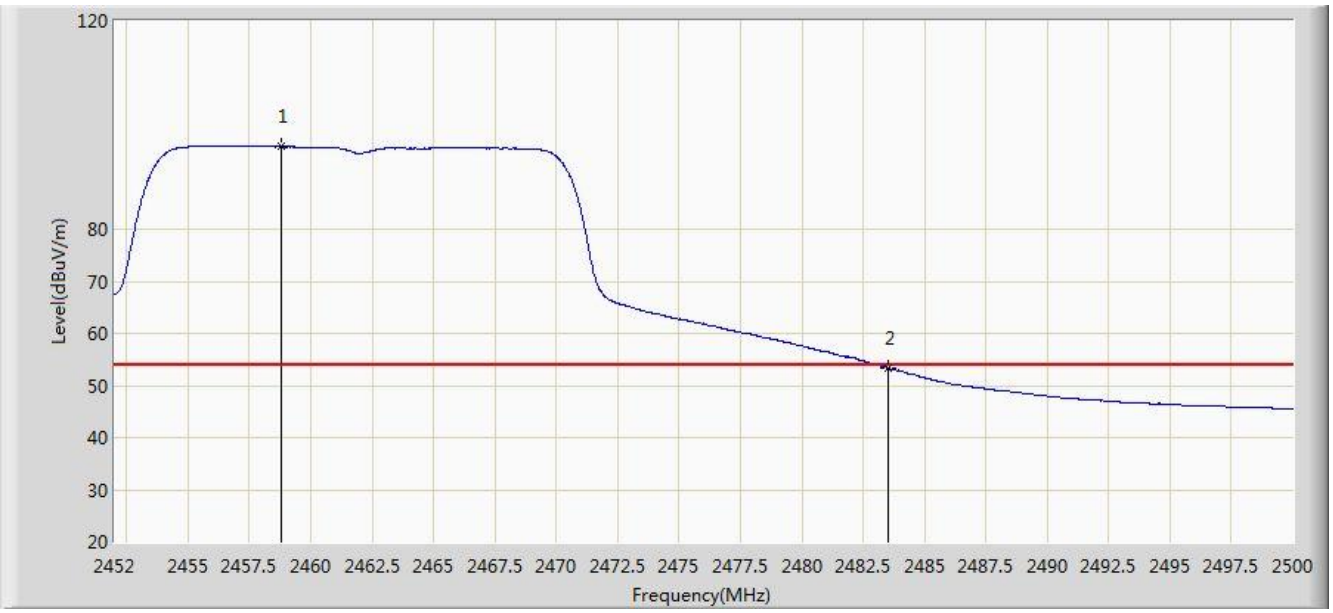


| No | Flag | Mark | Frequency (MHz) | Measure Level (dBuV/m) | Reading Level (dBuV) | Over Limit (dB) | Limit (dBuV/m) | Factor (dB) | Type |
|---|---|---|---|---|---|---|---|---|---|
| 1 | | * | 2458.768 | 95.824 | 64.694 | N/A | N/A | 31.129 | AV |
| 2 | | | 2483.500 | 53.410 | 22.217 | -0.590 | 54.000 | 31.194 | AV |

Note: Measure Level (dBµV/m) = Reading Level (dBµV) + Factor (dB)

Factor (dB) = Cable Loss (dB) + Antenna Factor (dB/m).

| | |
|---|---|
| Site: AC 1 | Time: 2015/07/04 - 02:47 |
| Limit: FCC_Part15.209_RE(3m) | Engineer: Peak Wang |
| Probe: BBHA9120D_1-18GHz | Polarity: Vertical |
| EUT: 2x2 dual band 802.11ac indoor AP | Power: AC 120V/60Hz |
| Test Mode: Transmit by 802.11g at channel 2462MHz Ant 1 | |

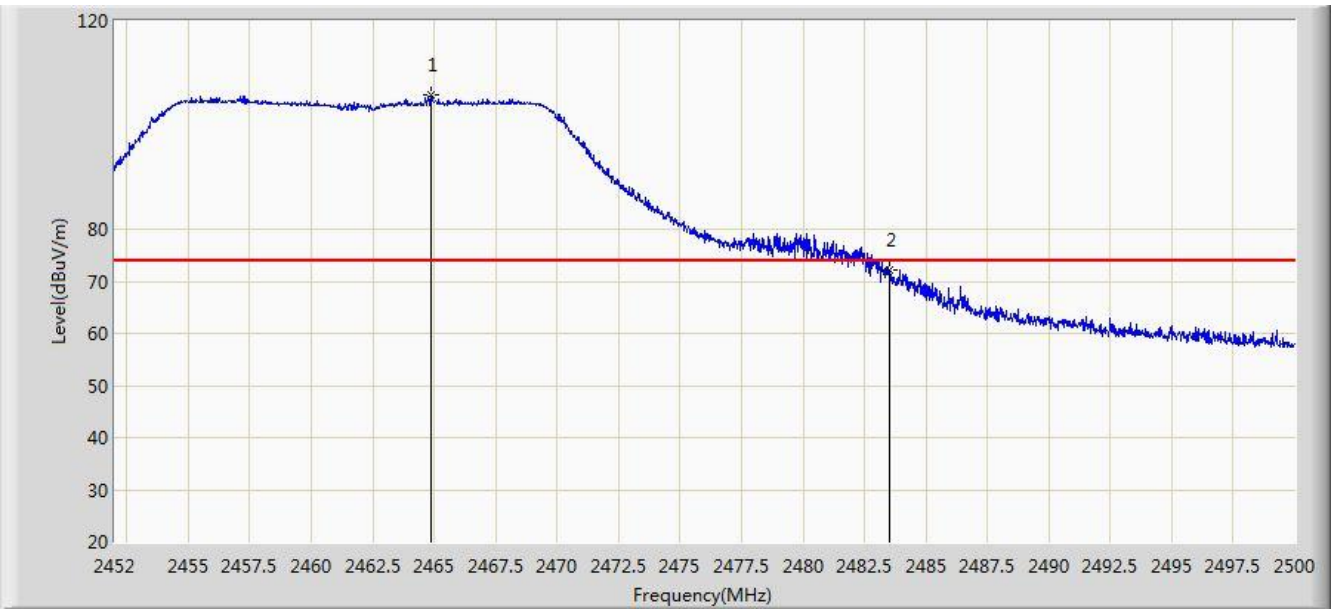


| No | Flag | Mark | Frequency (MHz) | Measure Level (dBuV/m) | Reading Level (dBuV) | Over Limit (dB) | Limit (dBuV/m) | Factor (dB) | Type |
|---|---|---|---|---|---|---|---|---|---|
| 1 | | * | 2464.864 | 105.779 | 74.637 | N/A | N/A | 31.142 | PK |
| 2 | | | 2483.500 | 72.136 | 40.943 | -1.864 | 74.000 | 31.194 | PK |

Note: Measure Level (dBµV/m) = Reading Level (dBµV) + Factor (dB)

Factor (dB) = Cable Loss (dB) + Antenna Factor (dB/m).

| | |
|---|---|
| Site: AC 1 | Time: 2015/07/04 - 02:51 |
| Limit: FCC_Part15.209_RE(3m) | Engineer: Peak Wang |
| Probe: BBHA9120D_1-18GHz | Polarity: Vertical |
| EUT: 2x2 dual band 802.11ac indoor AP | Power: AC 120V/60Hz |
| Test Mode: Transmit by 802.11g at channel 2462MHz Ant 1 | |

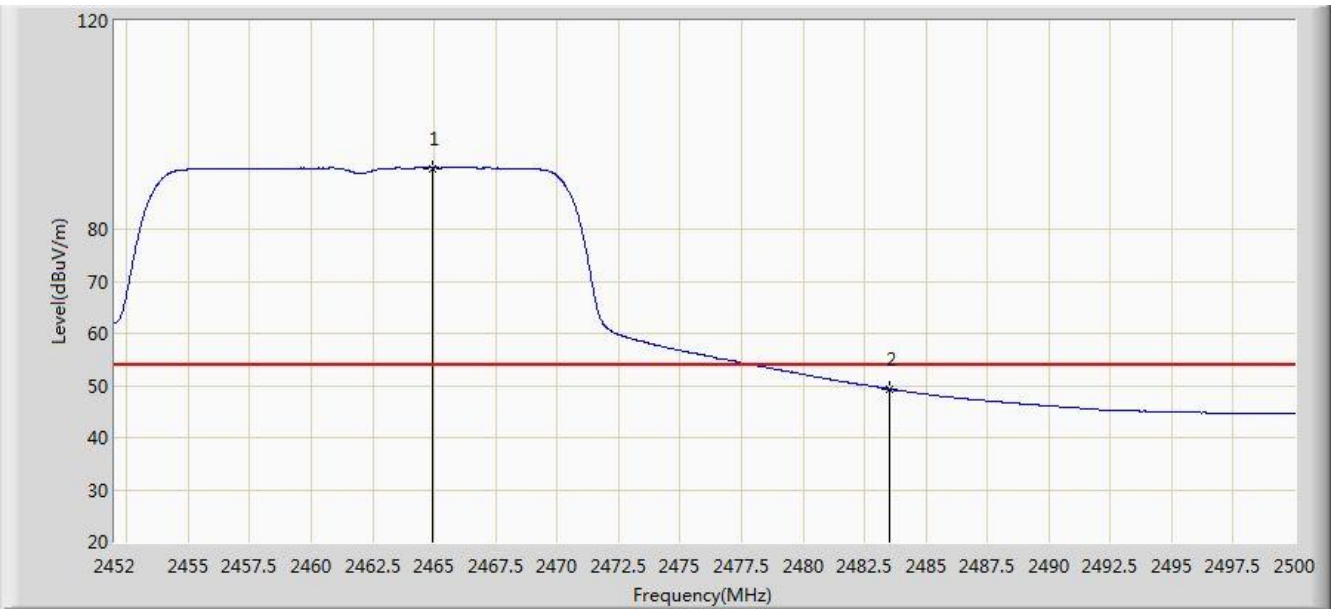


| No | Flag | Mark | Frequency (MHz) | Measure Level (dBuV/m) | Reading Level (dBuV) | Over Limit (dB) | Limit (dBuV/m) | Factor (dB) | Type |
|---|---|---|---|---|---|---|---|---|---|
| 1 | | * | 2464.960 | 91.720 | 60.578 | N/A | N/A | 31.142 | AV |
| 2 | | | 2483.500 | 49.254 | 18.061 | -4.746 | 54.000 | 31.194 | AV |

Note: Measure Level (dBµV/m) = Reading Level (dBµV) + Factor (dB)

Factor (dB) = Cable Loss (dB) + Antenna Factor (dB/m).

| | |
|---|---|
| Site: AC 1 | Time: 2015/07/04 - 02:56 |
| Limit: FCC_Part15.209_RE(3m) | Engineer: Peak Wang |
| Probe: BBHA9120D_1-18GHz | Polarity: Horizontal |
| EUT: 2x2 dual band 802.11ac indoor AP | Power: AC 120V/60Hz |
| Test Mode: Transmit by 802.11n-HT20 at channel 2412MHz Ant 1 | |

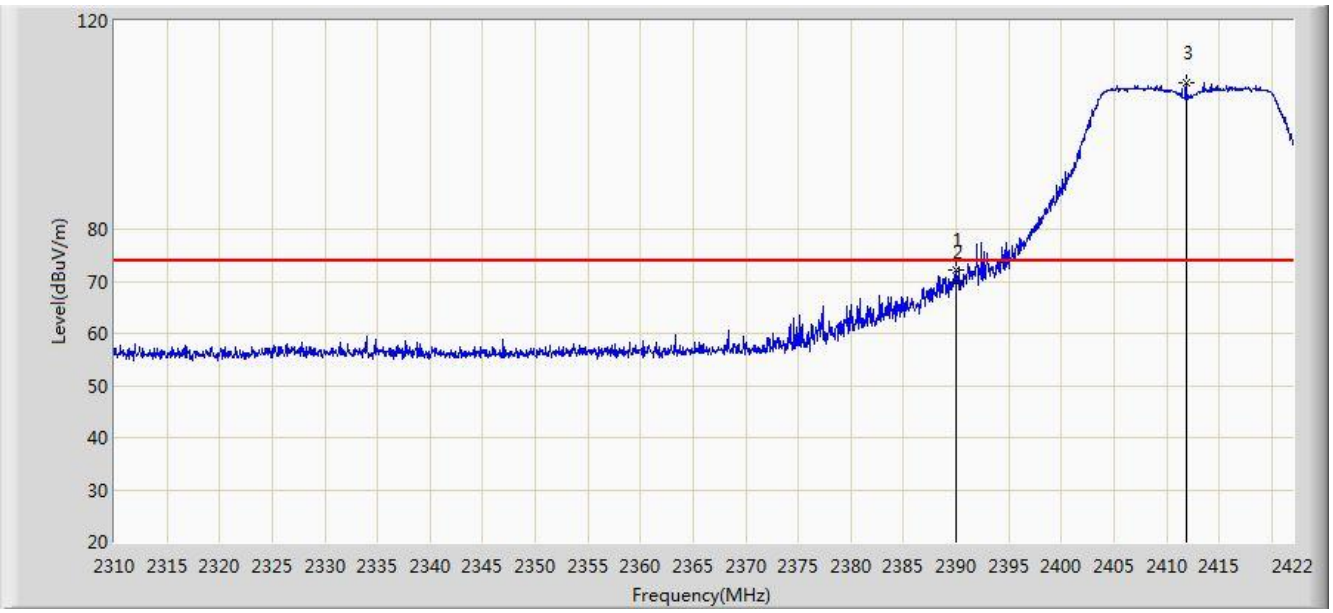


| No | Flag | Mark | Frequency (MHz) | Measure Level (dBuV/m) | Reading Level (dBuV) | Over Limit (dB) | Limit (dBuV/m) | Factor (dB) | Type |
|---|---|---|---|---|---|---|---|---|---|
| 1 | | | 2389.968 | 72.226 | 41.023 | -1.774 | 74.000 | 31.203 | PK |
| 2 | | | 2390.000 | 69.888 | 38.685 | -4.112 | 74.000 | 31.203 | PK |
| 3 | | * | 2411.864 | 108.241 | 77.071 | N/A | N/A | 31.170 | PK |

Note: Measure Level (dBµV/m) = Reading Level (dBµV) + Factor (dB)

Factor (dB) = Cable Loss (dB) + Antenna Factor (dB/m).

| | |
|---|---|
| Site: AC 1 | Time: 2015/07/04 - 02:56 |
| Limit: FCC_Part15.209_RE(3m) | Engineer: Peak Wang |
| Probe: BBHA9120D_1-18GHz | Polarity: Horizontal |
| EUT: 2x2 dual band 802.11ac indoor AP | Power: AC 120V/60Hz |
| Test Mode: Transmit by 802.11n-HT20 at channel 2412MHz Ant 1 | |

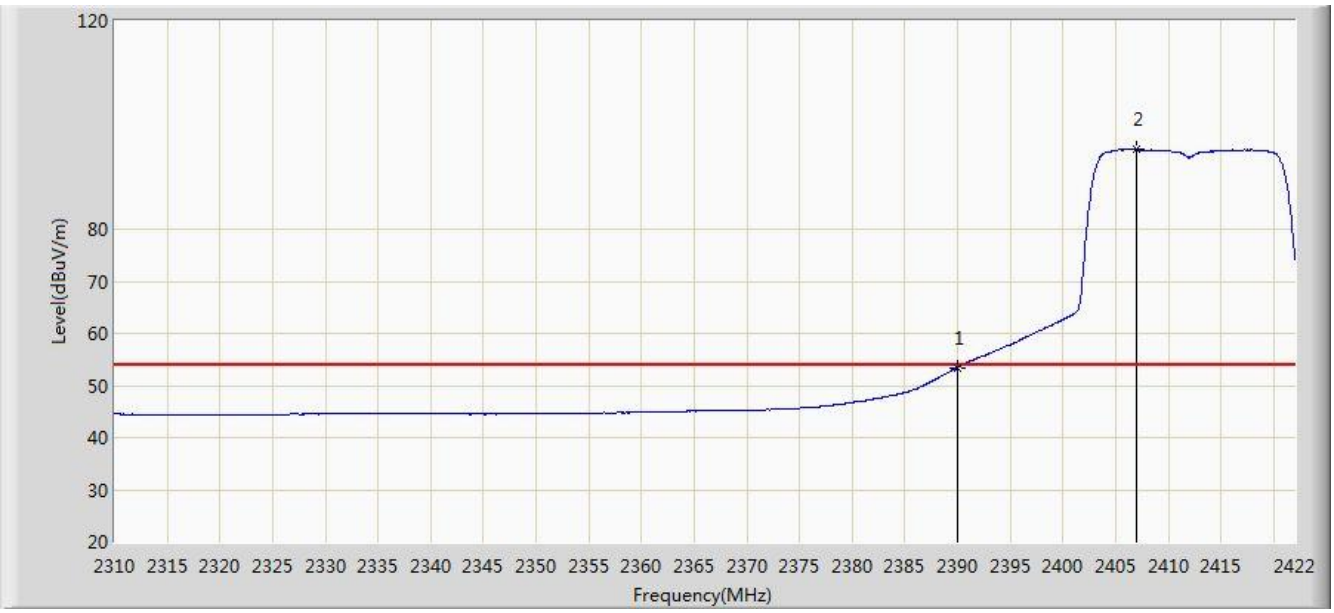


| No | Flag | Mark | Frequency (MHz) | Measure Level (dBuV/m) | Reading Level (dBuV) | Over Limit (dB) | Limit (dBuV/m) | Factor (dB) | Type |
|---|---|---|---|---|---|---|---|---|---|
| 1 | | | 2390.000 | 53.473 | 22.270 | -0.527 | 54.000 | 31.203 | AV |
| 2 | | * | 2406.992 | 95.329 | 64.152 | N/A | N/A | 31.177 | AV |

Note: Measure Level (dBµV/m) = Reading Level (dBµV) + Factor (dB)

Factor (dB) = Cable Loss (dB) + Antenna Factor (dB/m).

| | |
|---|---|
| Site: AC 1 | Time: 2015/07/04 - 02:57 |
| Limit: FCC_Part15.209_RE(3m) | Engineer: Peak Wang |
| Probe: BBHA9120D_1-18GHz | Polarity: Vertical |
| EUT: 2x2 dual band 802.11ac indoor AP | Power: AC 120V/60Hz |
| Test Mode: Transmit by 802.11n-HT20 at channel 2412MHz Ant 1 | |

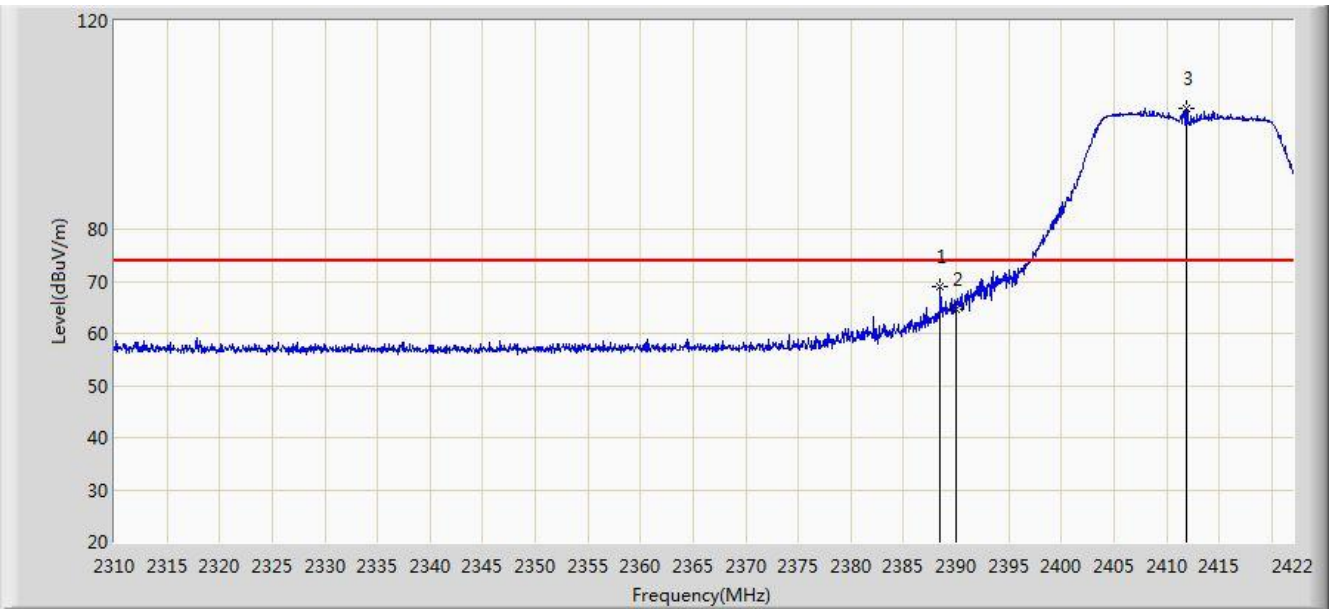


| No | Flag | Mark | Frequency (MHz) | Measure Level (dBuV/m) | Reading Level (dBuV) | Over Limit (dB) | Limit (dBuV/m) | Factor (dB) | Type |
|---|---|---|---|---|---|---|---|---|---|
| 1 | | | 2388.456 | 68.953 | 37.747 | -5.047 | 74.000 | 31.206 | PK |
| 2 | | | 2390.000 | 64.584 | 33.381 | -9.416 | 74.000 | 31.203 | PK |
| 3 | | * | 2411.920 | 103.098 | 71.928 | N/A | N/A | 31.170 | PK |

Note: Measure Level (dBμV/m) = Reading Level (dBμV) + Factor (dB)

Factor (dB) = Cable Loss (dB) + Antenna Factor (dB/m).

| | |
|---|---|
| Site: AC 1 | Time: 2015/07/04 - 02:59 |
| Limit: FCC_Part15.209_RE(3m) | Engineer: Peak Wang |
| Probe: BBHA9120D_1-18GHz | Polarity: Vertical |
| EUT: 2x2 dual band 802.11ac indoor AP | Power: AC 120V/60Hz |
| Test Mode: Transmit by 802.11n-HT20 at channel 2412MHz Ant 1 | |

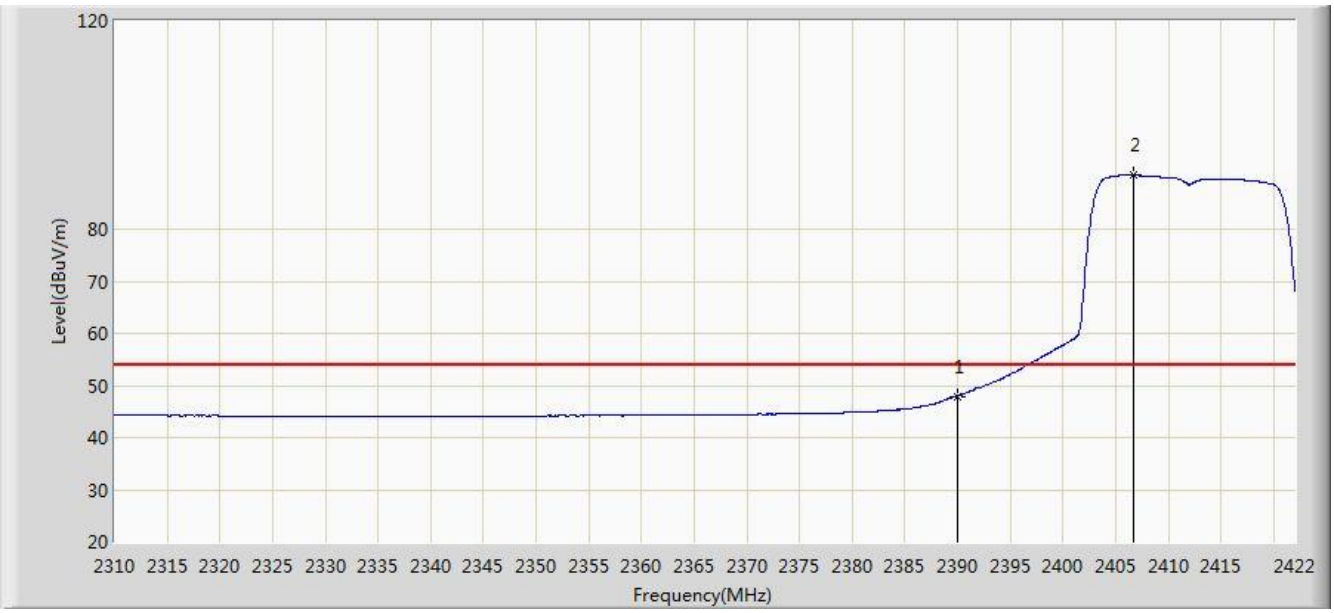


| No | Flag | Mark | Frequency (MHz) | Measure Level (dBuV/m) | Reading Level (dBuV) | Over Limit (dB) | Limit (dBuV/m) | Factor (dB) | Type |
|---|---|---|---|---|---|---|---|---|---|
| 1 | | | 2390.000 | 47.952 | 16.749 | -6.048 | 54.000 | 31.203 | AV |
| 2 | | * | 2406.768 | 90.356 | 59.179 | N/A | N/A | 31.178 | AV |

Note: Measure Level (dBµV/m) = Reading Level (dBµV) + Factor (dB)

Factor (dB) = Cable Loss (dB) + Antenna Factor (dB/m).

| | |
|---|---|
| Site: AC 1 | Time: 2015/07/04 - 03:10 |
| Limit: FCC_Part15.209_RE(3m) | Engineer: Peak Wang |
| Probe: BBHA9120D_1-18GHz | Polarity: Horizontal |
| EUT: 2x2 dual band 802.11ac indoor AP | Power: AC 120V/60Hz |
| Test Mode: Transmit by 802.11n-HT20 at channel 2462MHz Ant 1 | |

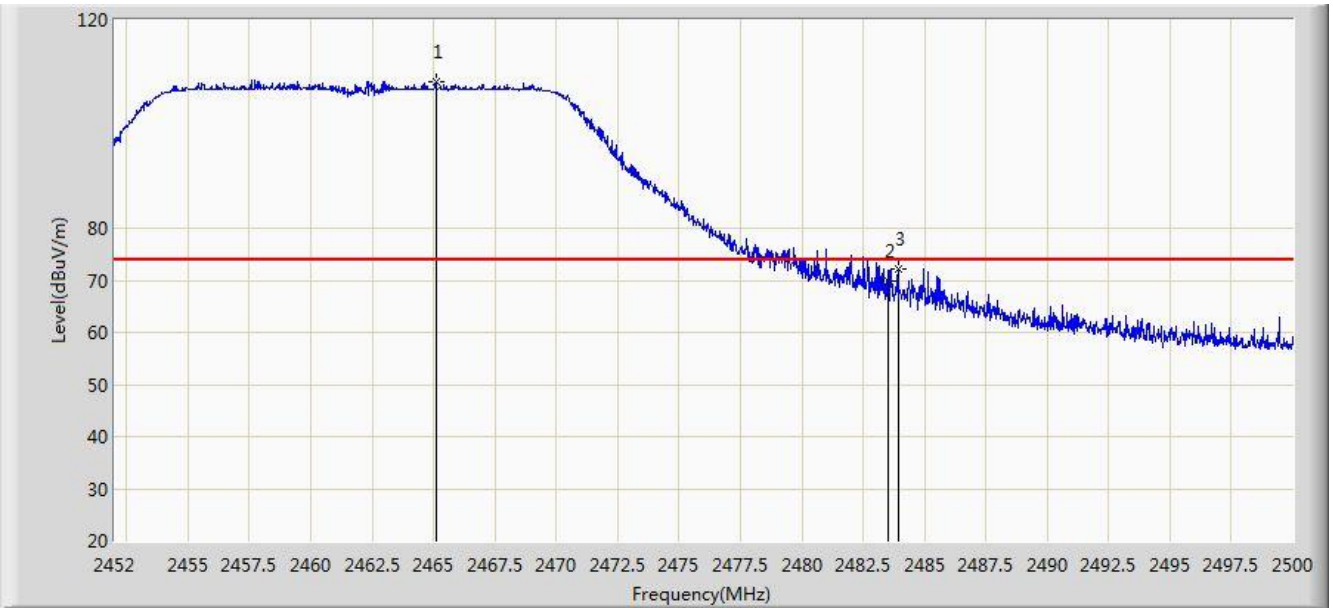


| No | Flag | Mark | Frequency (MHz) | Measure Level (dBuV/m) | Reading Level (dBuV) | Over Limit (dB) | Limit (dBuV/m) | Factor (dB) | Type |
|---|---|---|---|---|---|---|---|---|---|
| 1 | | * | 2465.104 | 108.108 | 76.966 | N/A | N/A | 31.142 | PK |
| 2 | | | 2483.500 | 69.873 | 38.680 | -4.127 | 74.000 | 31.194 | PK |
| 3 | | | 2483.944 | 72.212 | 41.018 | -1.788 | 74.000 | 31.194 | PK |

Note: Measure Level (dBμV/m) = Reading Level (dBμV) + Factor (dB)

Factor (dB) = Cable Loss (dB) + Antenna Factor (dB/m).

| | |
|---|---|
| Site: AC 1 | Time: 2015/07/04 - 03:07 |
| Limit: FCC_Part15.209_RE(3m) | Engineer: Peak Wang |
| Probe: BBHA9120D_1-18GHz | Polarity: Horizontal |
| EUT: 2x2 dual band 802.11ac indoor AP | Power: AC 120V/60Hz |
| Test Mode: Transmit by 802.11n-HT20 at channel 2462MHz Ant 1 | |

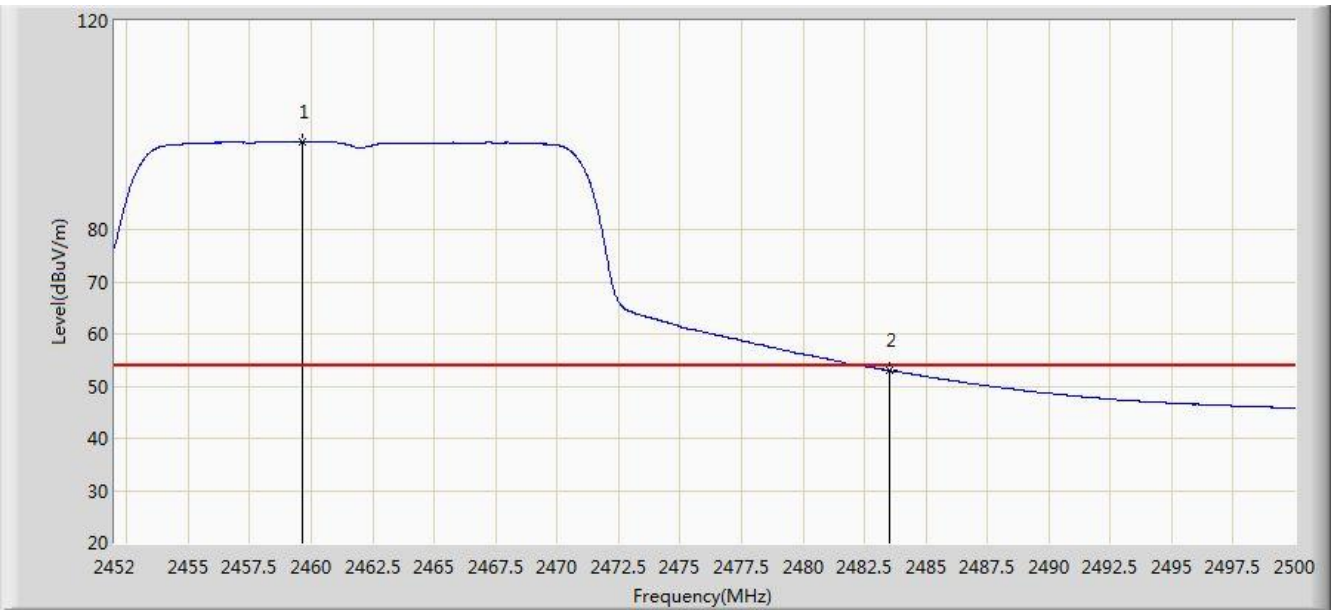


| No | Flag | Mark | Frequency (MHz) | Measure Level (dBuV/m) | Reading Level (dBuV) | Over Limit (dB) | Limit (dBuV/m) | Factor (dB) | Type |
|---|---|---|---|---|---|---|---|---|---|
| 1 | | | 2459.632 | 96.874 | 65.743 | N/A | N/A | 31.131 | AV |
| 2 | | * | 2483.500 | 52.996 | 21.803 | -1.004 | 54.000 | 31.194 | AV |

Note: Measure Level (dBµV/m) = Reading Level (dBµV) + Factor (dB)

Factor (dB) = Cable Loss (dB) + Antenna Factor (dB/m).

| | |
|---|---|
| Site: AC 1 | Time: 2015/07/04 - 03:13 |
| Limit: FCC_Part15.209_RE(3m) | Engineer: Peak Wang |
| Probe: BBHA9120D_1-18GHz | Polarity: Vertical |
| EUT: 2x2 dual band 802.11ac indoor AP | Power: AC 120V/60Hz |
| Test Mode: Transmit by 802.11n-HT20 at channel 2462MHz Ant 1 | |

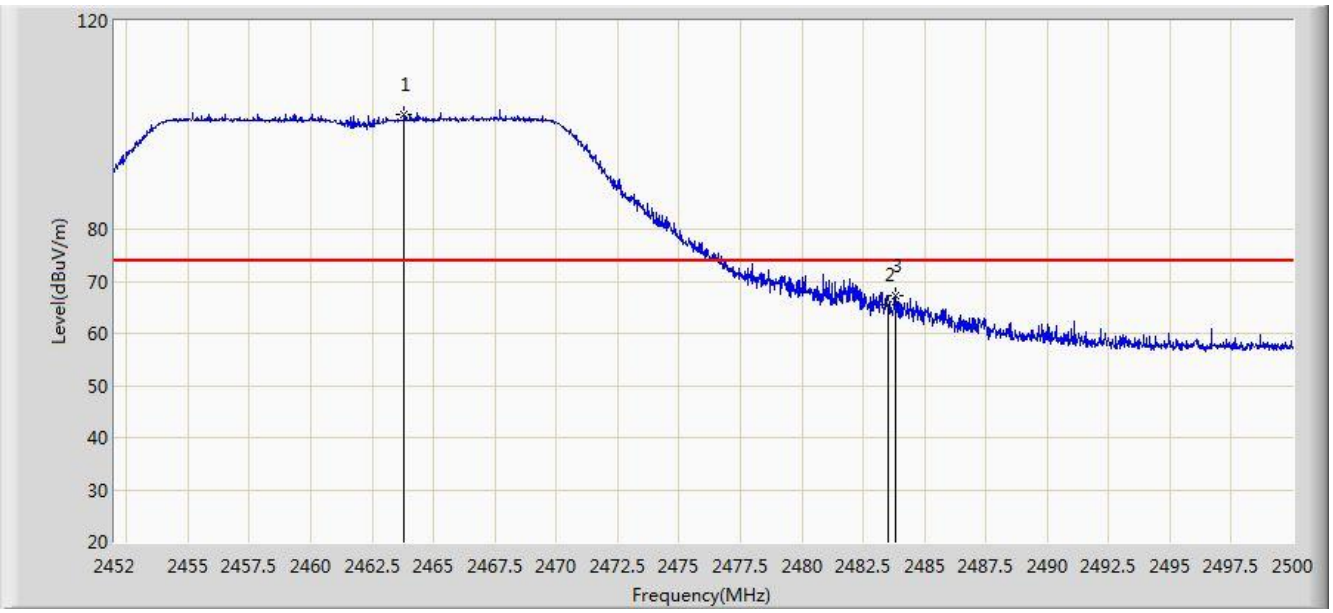


| No | Flag | Mark | Frequency (MHz) | Measure Level (dBuV/m) | Reading Level (dBuV) | Over Limit (dB) | Limit (dBuV/m) | Factor (dB) | Type |
|---|---|---|---|---|---|---|---|---|---|
| 1 | | * | 2463.808 | 102.160 | 71.021 | N/A | N/A | 31.139 | PK |
| 2 | | | 2483.500 | 65.408 | 34.215 | -8.592 | 74.000 | 31.194 | PK |
| 3 | | | 2483.800 | 67.300 | 36.106 | -6.700 | 74.000 | 31.194 | PK |

Note: Measure Level (dBμV/m) = Reading Level (dBμV) + Factor (dB)

Factor (dB) = Cable Loss (dB) + Antenna Factor (dB/m).

| | |
|---|---|
| Site: AC 1 | Time: 2015/07/04 - 03:16 |
| Limit: FCC_Part15.209_RE(3m) | Engineer: Peak Wang |
| Probe: BBHA9120D_1-18GHz | Polarity: Vertical |
| EUT: 2x2 dual band 802.11ac indoor AP | Power: AC 120V/60Hz |
| Test Mode: Transmit by 802.11n-HT20 at channel 2462MHz Ant 1 | |

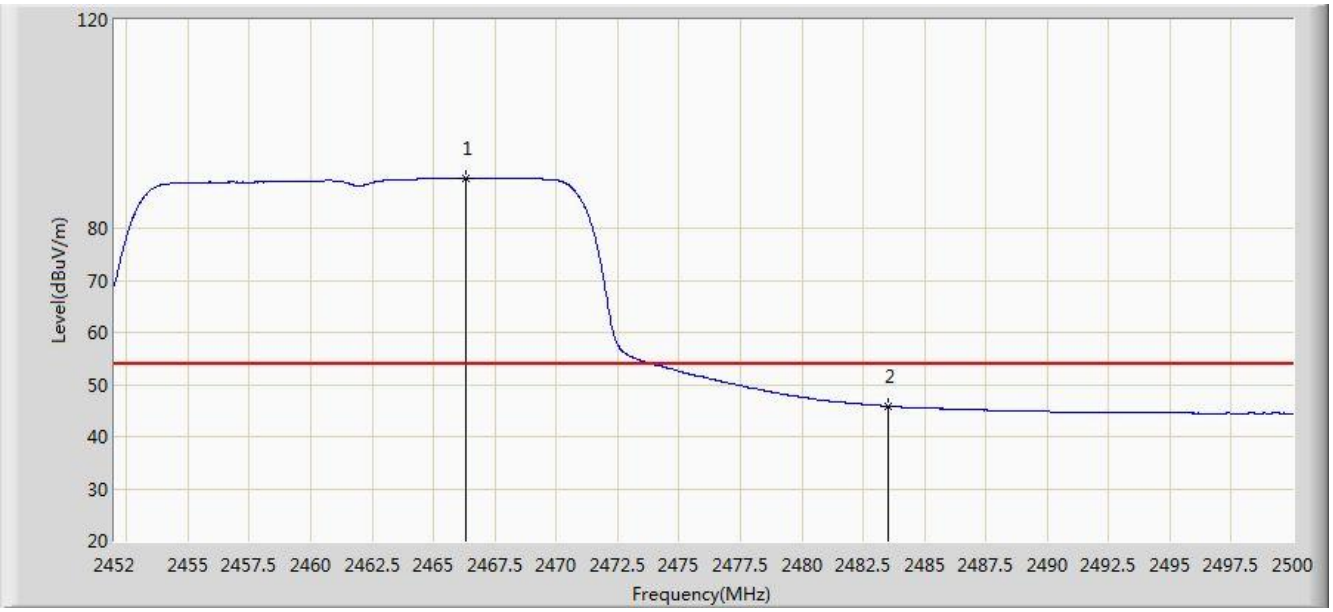


| No | Flag | Mark | Frequency (MHz) | Measure Level (dBuV/m) | Reading Level (dBuV) | Over Limit (dB) | Limit (dBuV/m) | Factor (dB) | Type |
|---|---|---|---|---|---|---|---|---|---|
| 1 | | * | 2466.304 | 89.617 | 58.471 | N/A | N/A | 31.146 | AV |
| 2 | | | 2483.500 | 45.840 | 14.647 | -8.160 | 54.000 | 31.194 | AV |

Note: Measure Level (dBµV/m) = Reading Level (dBµV) + Factor (dB)

Factor (dB) = Cable Loss (dB) + Antenna Factor (dB/m).

| | |
|---|---|
| Site: AC 1 | Time: 2015/07/04 - 03:29 |
| Limit: FCC_Part15.209_RE(3m) | Engineer: Peak Wang |
| Probe: BBHA9120D_1-18GHz | Polarity: Horizontal |
| EUT: 2x2 dual band 802.11ac indoor AP | Power: AC 120V/60Hz |
| Test Mode: Transmit by 802.11n-HT40 at channel 2422MHz Ant 1 | |

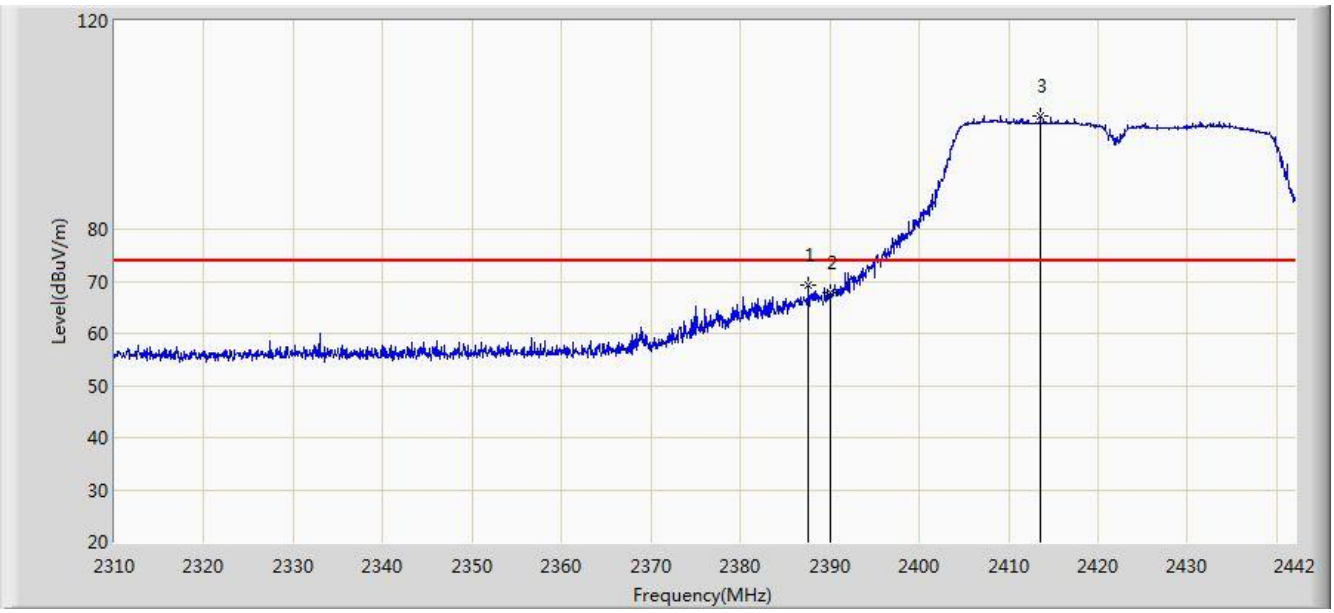


| No | Flag | Mark | Frequency (MHz) | Measure Level (dBuV/m) | Reading Level (dBuV) | Over Limit (dB) | Limit (dBuV/m) | Factor (dB) | Type |
|---|---|---|---|---|---|---|---|---|---|
| 1 | | | 2387.616 | 69.304 | 38.097 | -4.696 | 74.000 | 31.207 | PK |
| 2 | | | 2390.000 | 67.784 | 36.581 | -6.216 | 74.000 | 31.203 | PK |
| 3 | | * | 2413.554 | 101.863 | 70.696 | N/A | N/A | 31.167 | PK |

Note: Measure Level (dBμV/m) = Reading Level (dBμV) + Factor (dB)

Factor (dB) = Cable Loss (dB) + Antenna Factor (dB/m).

| | |
|---|---|
| Site: AC 1 | Time: 2015/07/04 - 03:28 |
| Limit: FCC_Part15.209_RE(3m) | Engineer: Peak Wang |
| Probe: BBHA9120D_1-18GHz | Polarity: Horizontal |
| EUT: 2x2 dual band 802.11ac indoor AP | Power: AC 120V/60Hz |
| Test Mode: Transmit by 802.11n-HT40 at channel 2422MHz Ant 1 | |

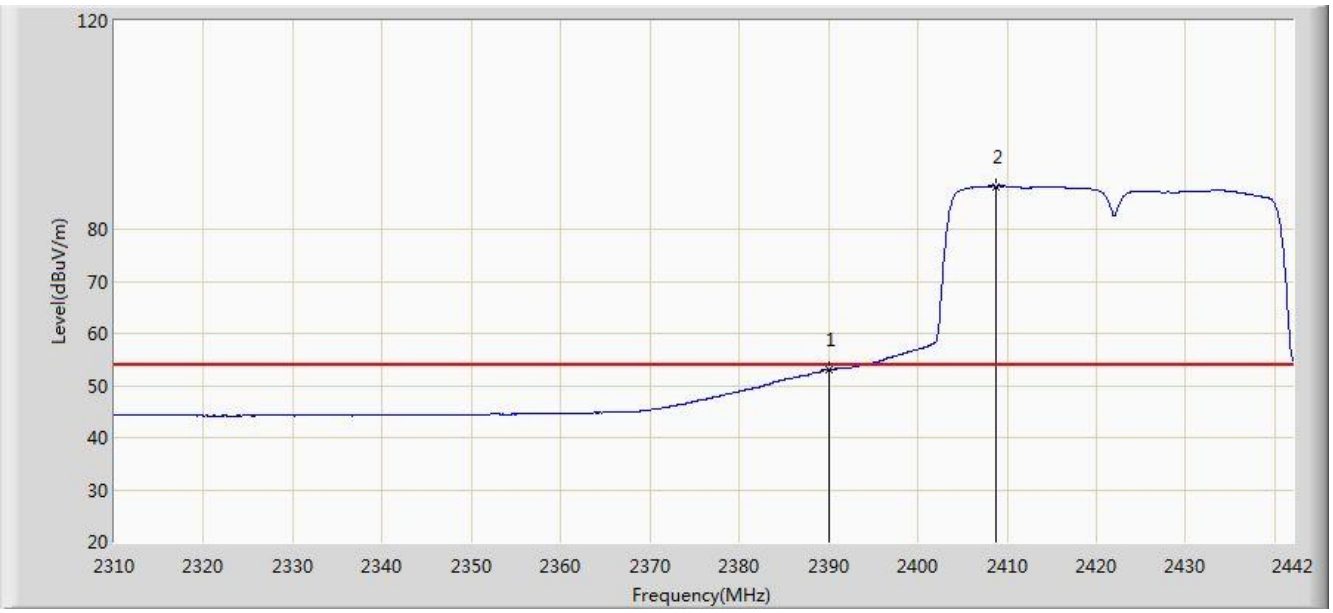


| No | Flag | Mark | Frequency (MHz) | Measure Level (dBuV/m) | Reading Level (dBuV) | Over Limit (dB) | Limit (dBuV/m) | Factor (dB) | Type |
|---|---|---|---|---|---|---|---|---|---|
| 1 | | | 2390.000 | 52.946 | 21.743 | -1.054 | 54.000 | 31.203 | AV |
| 2 | | * | 2408.670 | 88.252 | 57.077 | N/A | N/A | 31.175 | AV |

Note: Measure Level (dBµV/m) = Reading Level (dBµV) + Factor (dB)

Factor (dB) = Cable Loss (dB) + Antenna Factor (dB/m).

| | |
|---|---|
| Site: AC 1 | Time: 2015/07/04 - 03:30 |
| Limit: FCC_Part15.209_RE(3m) | Engineer: Peak Wang |
| Probe: BBHA9120D_1-18GHz | Polarity: Vertical |
| EUT: 2x2 dual band 802.11ac indoor AP | Power: AC 120V/60Hz |
| Test Mode: Transmit by 802.11n-HT40 at channel 2422MHz Ant 1 | |

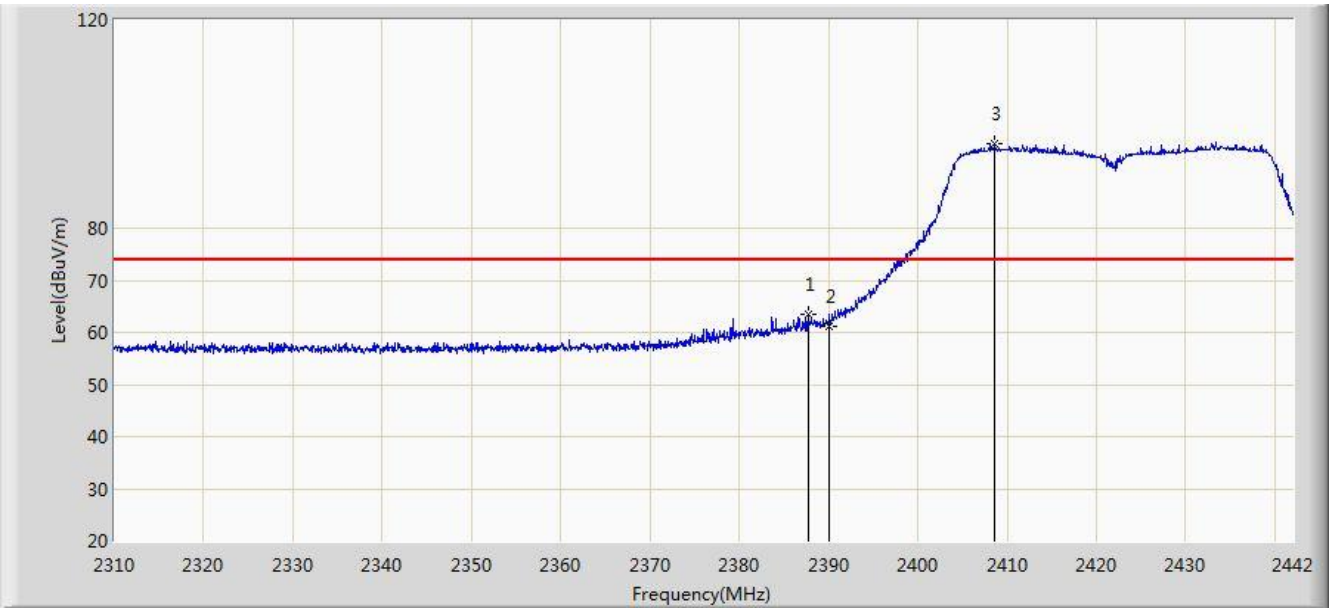


| No | Flag | Mark | Frequency (MHz) | Measure Level (dBuV/m) | Reading Level (dBuV) | Over Limit (dB) | Limit (dBuV/m) | Factor (dB) | Type |
|---|---|---|---|---|---|---|---|---|---|
| 1 | | | 2387.682 | 63.401 | 32.194 | -10.599 | 74.000 | 31.207 | PK |
| 2 | | | 2390.000 | 61.156 | 29.953 | -12.844 | 74.000 | 31.203 | PK |
| 3 | | * | 2408.604 | 96.142 | 64.967 | N/A | N/A | 31.174 | PK |

Note: Measure Level (dBµV/m) = Reading Level (dBµV) + Factor (dB)

Factor (dB) = Cable Loss (dB) + Antenna Factor (dB/m).

| | |
|---|---|
| Site: AC 1 | Time: 2015/07/04 - 03:32 |
| Limit: FCC_Part15.209_RE(3m) | Engineer: Peak Wang |
| Probe: BBHA9120D_1-18GHz | Polarity: Vertical |
| EUT: 2x2 dual band 802.11ac indoor AP | Power: AC 120V/60Hz |
| Test Mode: Transmit by 802.11n-HT40 at channel 2422MHz Ant 1 | |

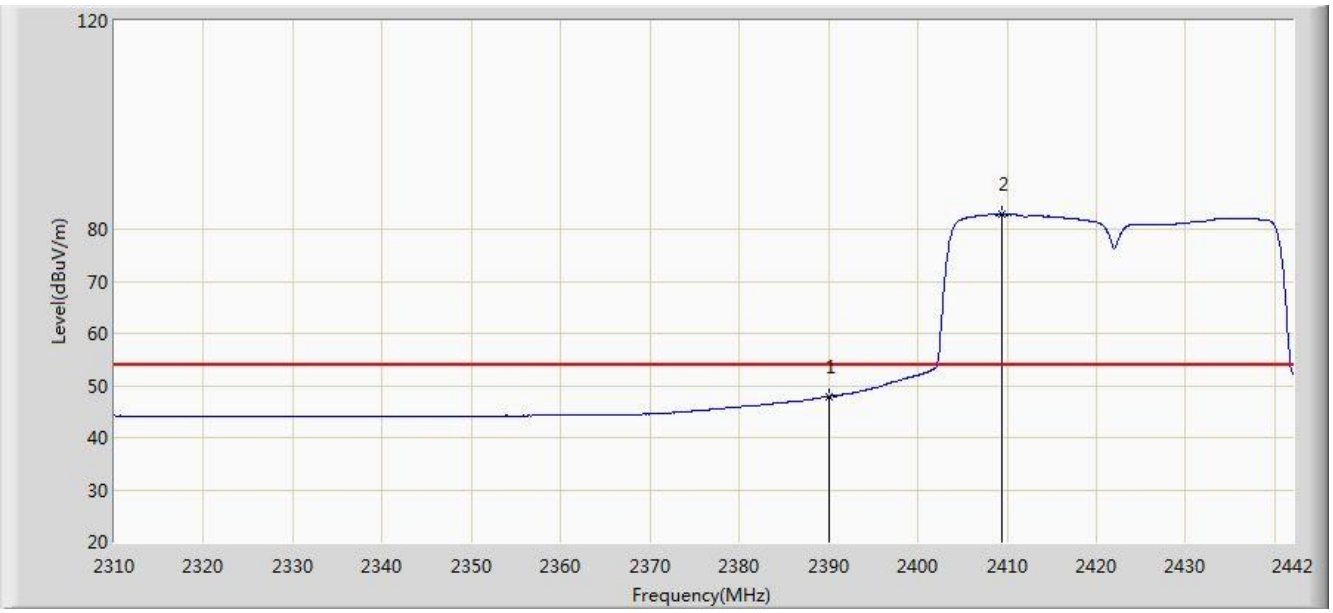


| No | Flag | Mark | Frequency (MHz) | Measure Level (dBuV/m) | Reading Level (dBuV) | Over Limit (dB) | Limit (dBuV/m) | Factor (dB) | Type |
|---|---|---|---|---|---|---|---|---|---|
| 1 | | | 2390.000 | 47.917 | 16.714 | -6.083 | 54.000 | 31.203 | AV |
| 2 | | * | 2409.462 | 82.892 | 51.719 | N/A | N/A | 31.173 | AV |

Note: Measure Level (dBµV/m) = Reading Level (dBµV) + Factor (dB)

Factor (dB) = Cable Loss (dB) + Antenna Factor (dB/m).

| | |
|---|---|
| Site: AC 1 | Time: 2015/07/04 - 03:36 |
| Limit: FCC_Part15.209_RE(3m) | Engineer: Peak Wang |
| Probe: BBHA9120D_1-18GHz | Polarity: Horizontal |
| EUT: 2x2 dual band 802.11ac indoor AP | Power: AC 120V/60Hz |
| Test Mode: Transmit by 802.11n-HT40 at channel 2452MHz Ant 1 | |

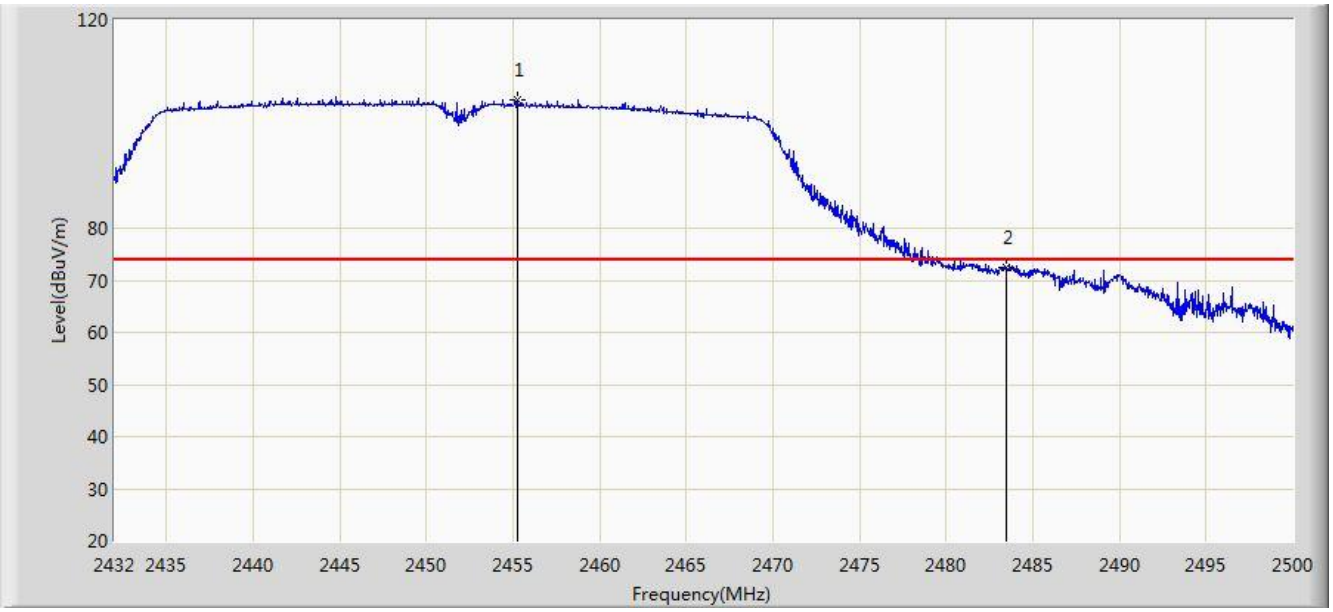


| No | Flag | Mark | Frequency (MHz) | Measure Level (dBuV/m) | Reading Level (dBuV) | Over Limit (dB) | Limit (dBuV/m) | Factor (dB) | Type |
|---|---|---|---|---|---|---|---|---|---|
| 1 | | * | 2455.256 | 104.732 | 73.609 | N/A | N/A | 31.123 | PK |
| 2 | | | 2483.500 | 72.402 | 41.209 | -1.598 | 74.000 | 31.194 | PK |

Note: Measure Level (dBµV/m) = Reading Level (dBµV) + Factor (dB)

Factor (dB) = Cable Loss (dB) + Antenna Factor (dB/m).

| | |
|---|---|
| Site: AC 1 | Time: 2015/07/04 - 03:38 |
| Limit: FCC_Part15.209_RE(3m) | Engineer: Peak Wang |
| Probe: BBHA9120D_1-18GHz | Polarity: Horizontal |
| EUT: 2x2 dual band 802.11ac indoor AP | Power: AC 120V/60Hz |
| Test Mode: Transmit by 802.11n-HT40 at channel 2452MHz Ant 1 | |

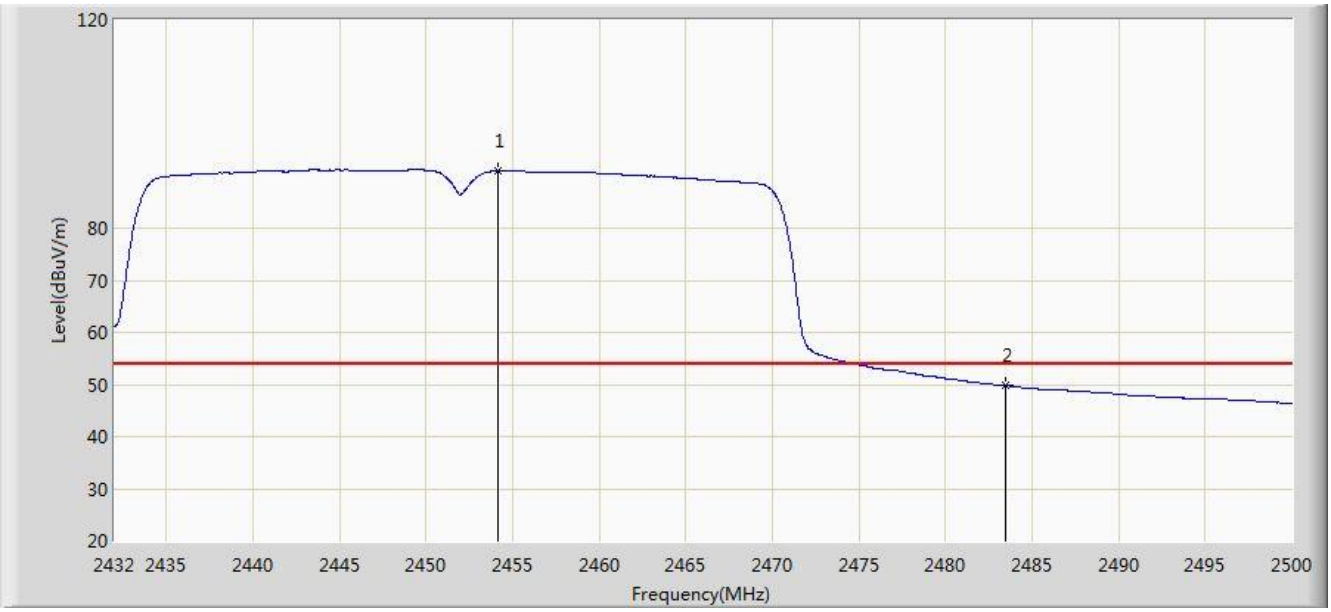


| No | Flag | Mark | Frequency (MHz) | Measure Level (dBuV/m) | Reading Level (dBuV) | Over Limit (dB) | Limit (dBuV/m) | Factor (dB) | Type |
|---|---|---|---|---|---|---|---|---|---|
| 1 | | * | 2454.168 | 91.013 | 59.892 | N/A | N/A | 31.121 | AV |
| 2 | | | 2483.500 | 49.726 | 18.533 | -4.274 | 54.000 | 31.194 | AV |

Note: Measure Level (dBµV/m) = Reading Level (dBµV) + Factor (dB)

Factor (dB) = Cable Loss (dB) + Antenna Factor (dB/m).

| | |
|---|---|
| Site: AC 1 | Time: 2015/07/04 - 07:50 |
| Limit: FCC_Part15.209_RE(3m) | Engineer: Peak Wang |
| Probe: BBHA9120D_1-18GHz | Polarity: Vertical |
| EUT: 2x2 dual band 802.11ac indoor AP | Power: AC 120V/60Hz |
| Test Mode: Transmit by 802.11n-HT40 at channel 2452MHz Ant 1 | |

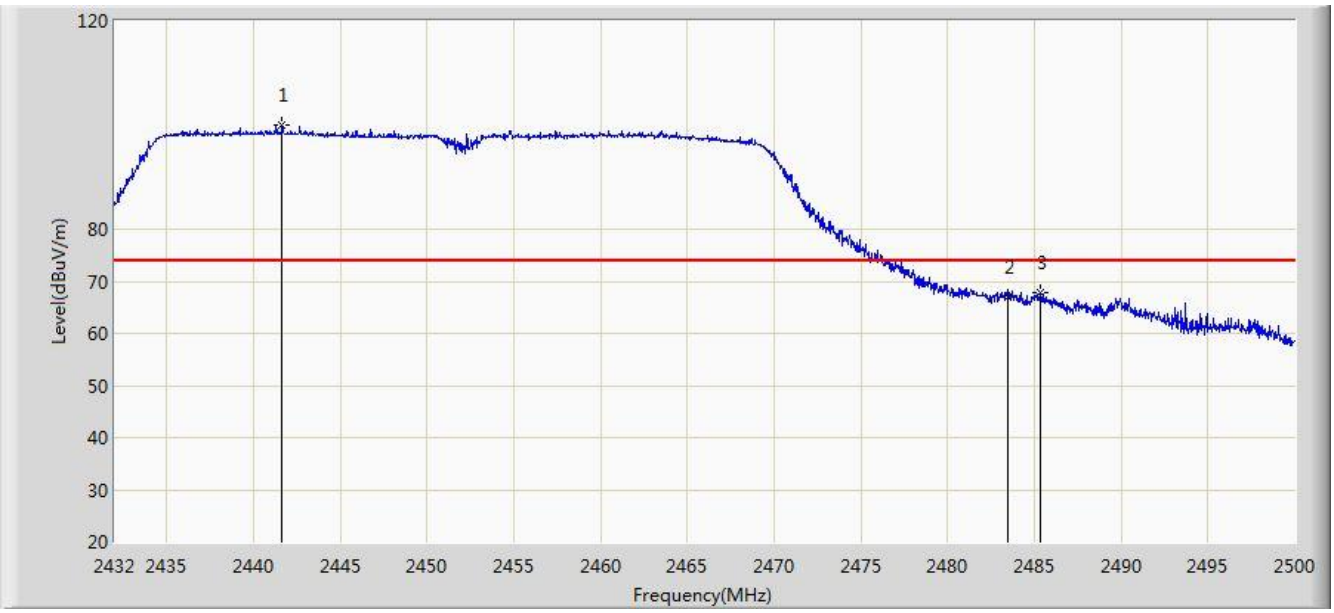


| No | Flag | Mark | Frequency (MHz) | Measure Level (dBuV/m) | Reading Level (dBuV) | Over Limit (dB) | Limit (dBuV/m) | Factor (dB) | Type |
|---|---|---|---|---|---|---|---|---|---|
| 1 | | * | 2441.656 | 100.037 | 68.922 | N/A | N/A | 31.115 | PK |
| 2 | | | 2483.500 | 67.034 | 35.841 | -6.966 | 74.000 | 31.194 | PK |
| 3 | | | 2485.380 | 67.749 | 36.551 | -6.251 | 74.000 | 31.198 | PK |

Note: Measure Level (dBμV/m) = Reading Level (dBμV) + Factor (dB)

Factor (dB) = Cable Loss (dB) + Antenna Factor (dB/m)

| | |
|---|---|
| Site: AC 1 | Time: 2015/07/04 - 07:51 |
| Limit: FCC_Part15.209_RE(3m) | Engineer: Peak Wang |
| Probe: BBHA9120D_1-18GHz | Polarity: Vertical |
| EUT: 2x2 dual band 802.11ac indoor AP | Power: AC 120V/60Hz |
| Test Mode: Transmit by 802.11n-HT40 at channel 2452MHz Ant 1 | |

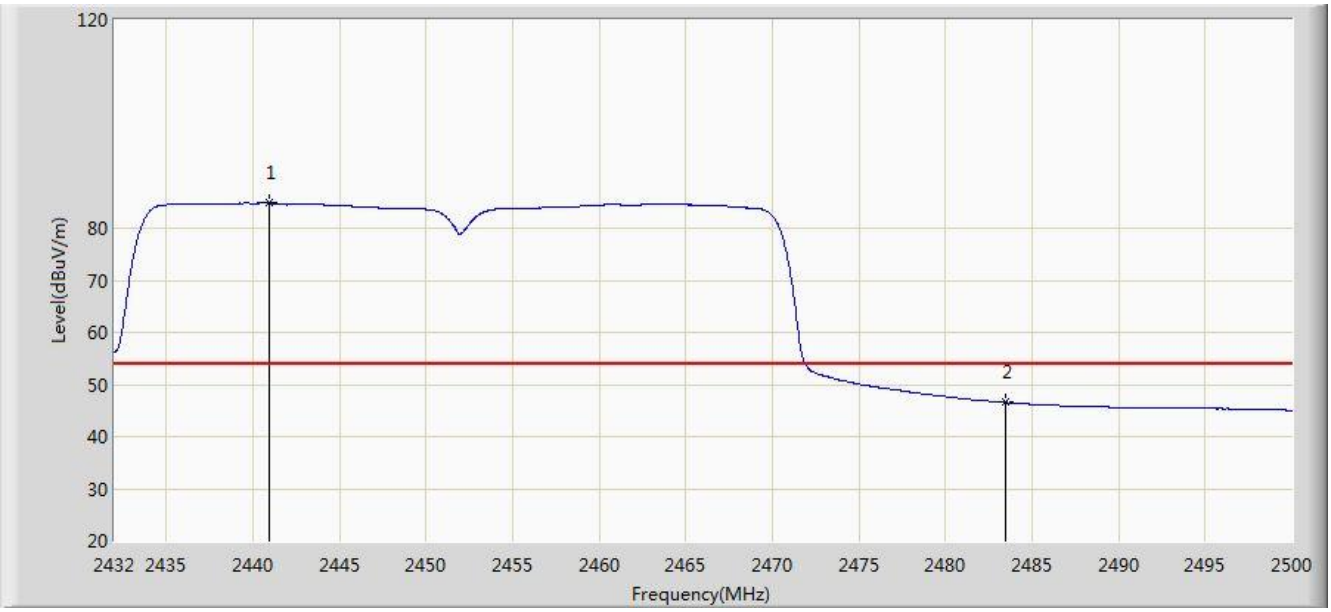


| No | Flag | Mark | Frequency (MHz) | Measure Level (dBuV/m) | Reading Level (dBuV) | Over Limit (dB) | Limit (dBuV/m) | Factor (dB) | Type |
|---|---|---|---|---|---|---|---|---|---|
| 1 | | * | 2440.942 | 84.815 | 53.698 | N/A | N/A | 31.117 | AV |
| 2 | | | 2483.500 | 46.561 | 15.368 | -7.439 | 54.000 | 31.194 | AV |

Note: Measure Level (dBµV/m) = Reading Level (dBµV) + Factor (dB)

Factor (dB) = Cable Loss (dB) + Antenna Factor (dB/m)

| | |
|---|---|
| Site: AC 1 | Time: 2015/07/04 - 03:47 |
| Limit: FCC_Part15.209_RE(3m) | Engineer: Peak Wang |
| Probe: BBHA9120D_1-18GHz | Polarity: Horizontal |
| EUT: 2x2 dual band 802.11ac indoor AP | Power: AC 120V/60Hz |
| Test Mode: Transmit by 802.11b at channel 2412MHz Ant 2 | |

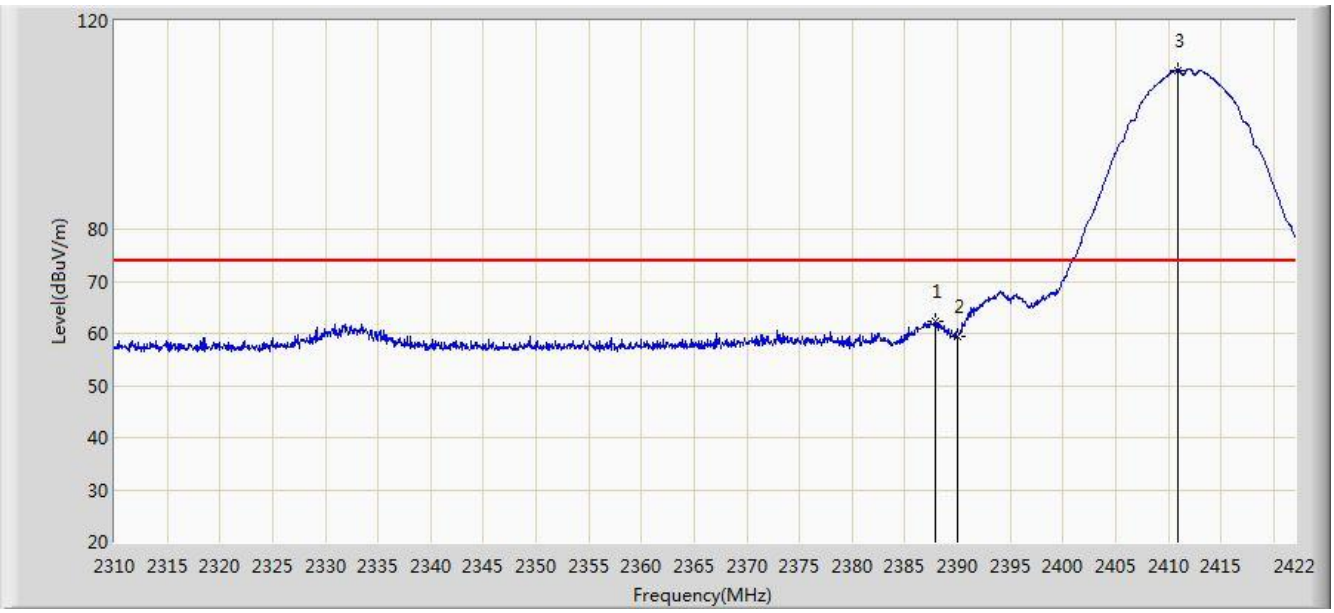


| No | Flag | Mark | Frequency (MHz) | Measure Level (dBuV/m) | Reading Level (dBuV) | Over Limit (dB) | Limit (dBuV/m) | Factor (dB) | Type |
|---|---|---|---|---|---|---|---|---|---|
| 1 | | | 2387.896 | 62.418 | 31.211 | -11.582 | 74.000 | 31.206 | PK |
| 2 | | | 2390.000 | 59.278 | 28.075 | -14.722 | 74.000 | 31.203 | PK |
| 3 | | * | 2410.968 | 110.574 | 79.403 | N/A | N/A | 31.171 | PK |

Note: Measure Level (dBµV/m) = Reading Level (dBµV) + Factor (dB)

Factor (dB) = Cable Loss (dB) + Antenna Factor (dB/m).

| | |
|---|---|
| Site: AC 1 | Time: 2015/07/04 - 03:49 |
| Limit: FCC_Part15.209_RE(3m) | Engineer: Peak Wang |
| Probe: BBHA9120D_1-18GHz | Polarity: Horizontal |
| EUT: 2x2 dual band 802.11ac indoor AP | Power: AC 120V/60Hz |
| Test Mode: Transmit by 802.11b at channel 2412MHz Ant 2 | |

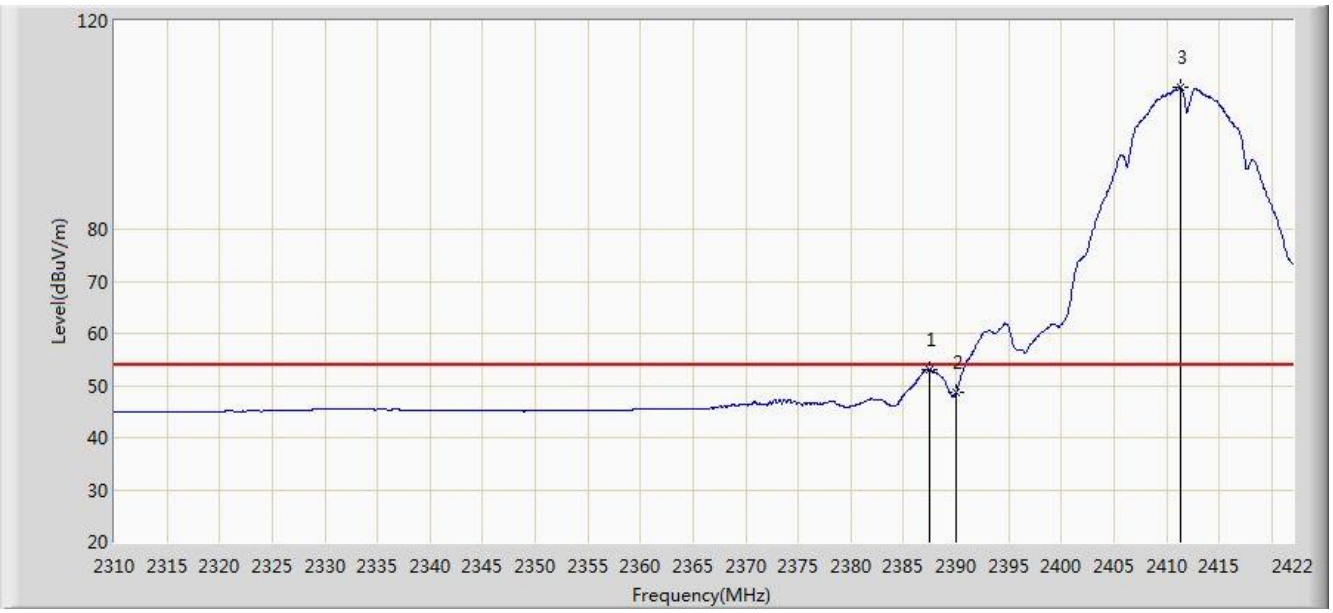


| No | Flag | Mark | Frequency (MHz) | Measure Level (dBuV/m) | Reading Level (dBuV) | Over Limit (dB) | Limit (dBuV/m) | Factor (dB) | Type |
|---|---|---|---|---|---|---|---|---|---|
| 1 | | | 2387.448 | 52.988 | 21.781 | -1.012 | 54.000 | 31.207 | AV |
| 2 | | | 2390.000 | 48.570 | 17.367 | -5.430 | 54.000 | 31.203 | AV |
| 3 | | * | 2411.304 | 107.283 | 76.112 | N/A | N/A | 31.171 | AV |

Note: Measure Level (dBμV/m) = Reading Level (dBμV) + Factor (dB)

Factor (dB) = Cable Loss (dB) + Antenna Factor (dB/m).

| | |
|---|---|
| Site: AC 1 | Time: 2015/07/04 - 03:50 |
| Limit: FCC_Part15.209_RE(3m) | Engineer: Peak Wang |
| Probe: BBHA9120D_1-18GHz | Polarity: Vertical |
| EUT: 2x2 dual band 802.11ac indoor AP | Power: AC 120V/60Hz |
| Test Mode: Transmit by 802.11b at channel 2412MHz Ant 2 | |

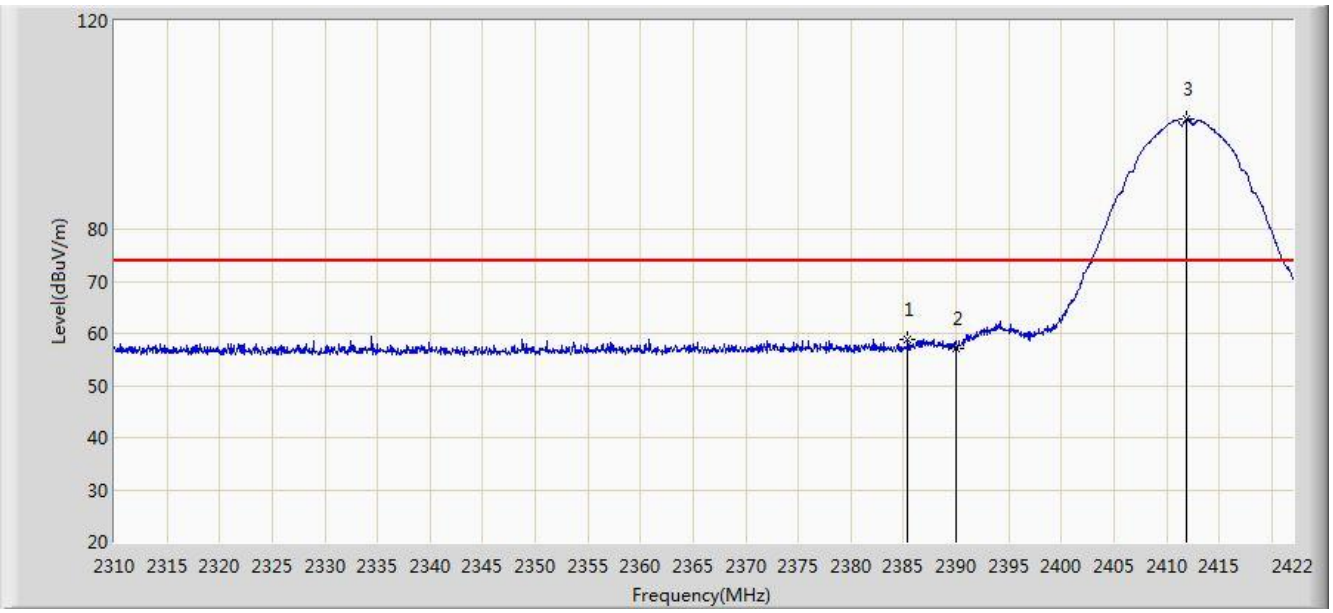


| No | Flag | Mark | Frequency (MHz) | Measure Level (dBuV/m) | Reading Level (dBuV) | Over Limit (dB) | Limit (dBuV/m) | Factor (dB) | Type |
|---|---|---|---|---|---|---|---|---|---|
| 1 | | | 2385.432 | 58.981 | 27.770 | -15.019 | 74.000 | 31.211 | PK |
| 2 | | | 2390.000 | 57.075 | 25.872 | -16.925 | 74.000 | 31.203 | PK |
| 3 | | * | 2411.864 | 101.087 | 69.917 | N/A | N/A | 31.170 | PK |

Note: Measure Level (dBμV/m) = Reading Level (dBμV) + Factor (dB)

Factor (dB) = Cable Loss (dB) + Antenna Factor (dB/m).

| | |
|---|---|
| Site: AC 1 | Time: 2015/07/04 - 03:51 |
| Limit: FCC_Part15.209_RE(3m) | Engineer: Peak Wang |
| Probe: BBHA9120D_1-18GHz | Polarity: Vertical |
| EUT: 2x2 dual band 802.11ac indoor AP | Power: AC 120V/60Hz |
| Test Mode: Transmit by 802.11b at channel 2412MHz Ant 2 | |

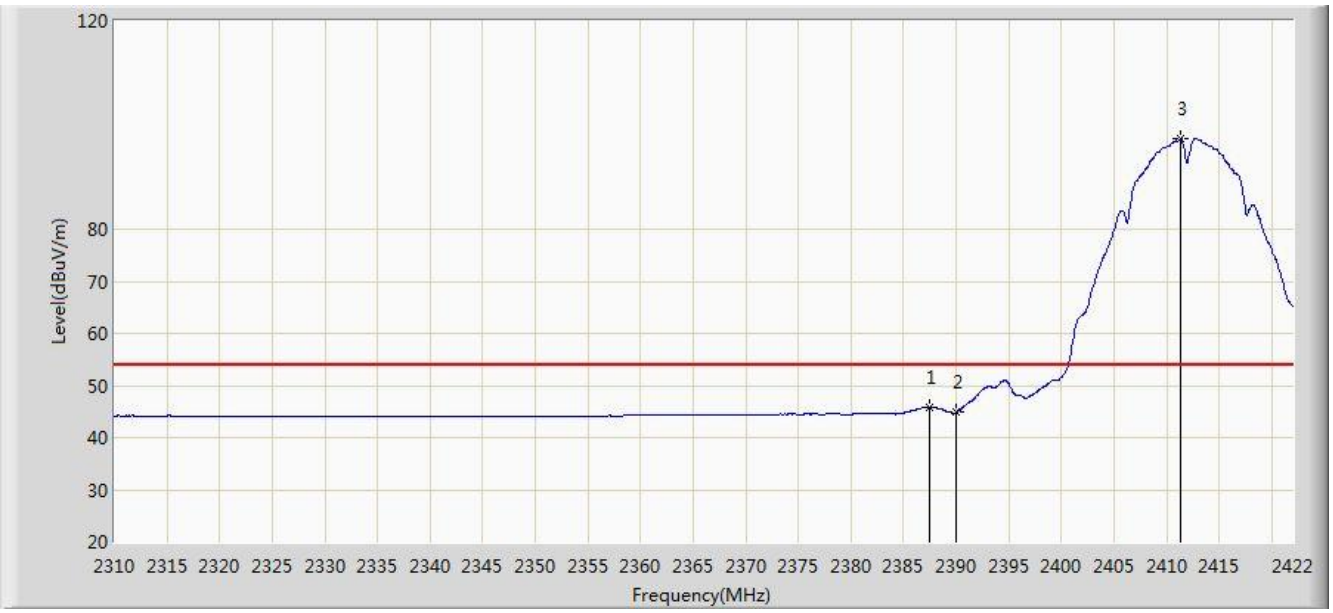


| No | Flag | Mark | Frequency (MHz) | Measure Level (dBuV/m) | Reading Level (dBuV) | Over Limit (dB) | Limit (dBuV/m) | Factor (dB) | Type |
|---|---|---|---|---|---|---|---|---|---|
| 1 | | | 2387.448 | 45.923 | 14.716 | -8.077 | 54.000 | 31.207 | AV |
| 2 | | | 2390.000 | 44.867 | 13.664 | -9.133 | 54.000 | 31.203 | AV |
| 3 | | * | 2411.304 | 97.533 | 66.362 | N/A | N/A | 31.171 | AV |

Note: Measure Level (dBµV/m) = Reading Level (dBµV) + Factor (dB)

Factor (dB) = Cable Loss (dB) + Antenna Factor (dB/m).

| | |
|---|---|
| Site: AC 1 | Time: 2015/07/04 - 03:53 |
| Limit: FCC_Part15.209_RE(3m) | Engineer: Peak Wang |
| Probe: BBHA9120D_1-18GHz | Polarity: Horizontal |
| EUT: 2x2 dual band 802.11ac indoor AP | Power: AC 120V/60Hz |
| Test Mode: Transmit by 802.11b at channel 2462MHz Ant 2 | |

| No | Flag | Mark | Frequency (MHz) | Measure Level (dBuV/m) | Reading Level (dBuV) | Over Limit (dB) | Limit (dBuV/m) | Factor (dB) | Type |
|---|---|---|---|---|---|---|---|---|---|
| 1 | | * | 2462.056 | 110.868 | 79.733 | N/A | N/A | 31.135 | PK |
| 2 | | | 2483.500 | 60.671 | 29.478 | -13.329 | 74.000 | 31.194 | PK |
| 3 | | | 2486.128 | 60.982 | 29.782 | -13.018 | 74.000 | 31.200 | PK |

Note: Measure Level (dBμV/m) = Reading Level (dBμV) + Factor (dB)

Factor (dB) = Cable Loss (dB) + Antenna Factor (dB/m).

| | |
|---|---|
| Site: AC 1 | Time: 2015/07/04 - 03:55 |
| Limit: FCC_Part15.209_RE(3m) | Engineer: Peak Wang |
| Probe: BBHA9120D_1-18GHz | Polarity: Horizontal |
| EUT: 2x2 dual band 802.11ac indoor AP | Power: AC 120V/60Hz |
| Test Mode: Transmit by 802.11b at channel 2462MHz Ant 2 | |

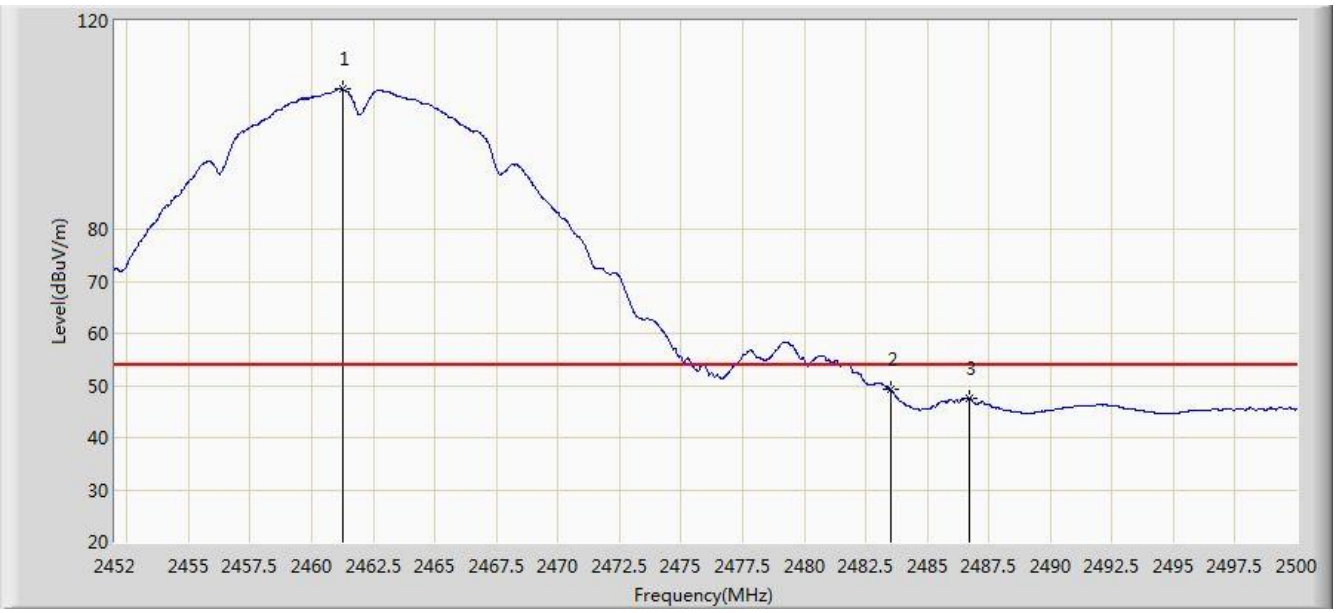


| No | Flag | Mark | Frequency (MHz) | Measure Level (dBuV/m) | Reading Level (dBuV) | Over Limit (dB) | Limit (dBuV/m) | Factor (dB) | Type |
|---|---|---|---|---|---|---|---|---|---|
| 1 | | * | 2461.240 | 106.923 | 75.789 | N/A | N/A | 31.134 | AV |
| 2 | | | 2483.500 | 49.132 | 17.939 | -4.868 | 54.000 | 31.194 | AV |
| 3 | | | 2486.680 | 47.675 | 16.473 | -6.325 | 54.000 | 31.201 | AV |

Note: Measure Level (dBμV/m) = Reading Level (dBμV) + Factor (dB)

Factor (dB) = Cable Loss (dB) + Antenna Factor (dB/m).

| | |
|---|---|
| Site: AC 1 | Time: 2015/07/04 - 03:56 |
| Limit: FCC_Part15.209_RE(3m) | Engineer: Peak Wang |
| Probe: BBHA9120D_1-18GHz | Polarity: Vertical |
| EUT: 2x2 dual band 802.11ac indoor AP | Power: AC 120V/60Hz |
| Test Mode: Transmit by 802.11b at channel 2462MHz Ant 2 | |

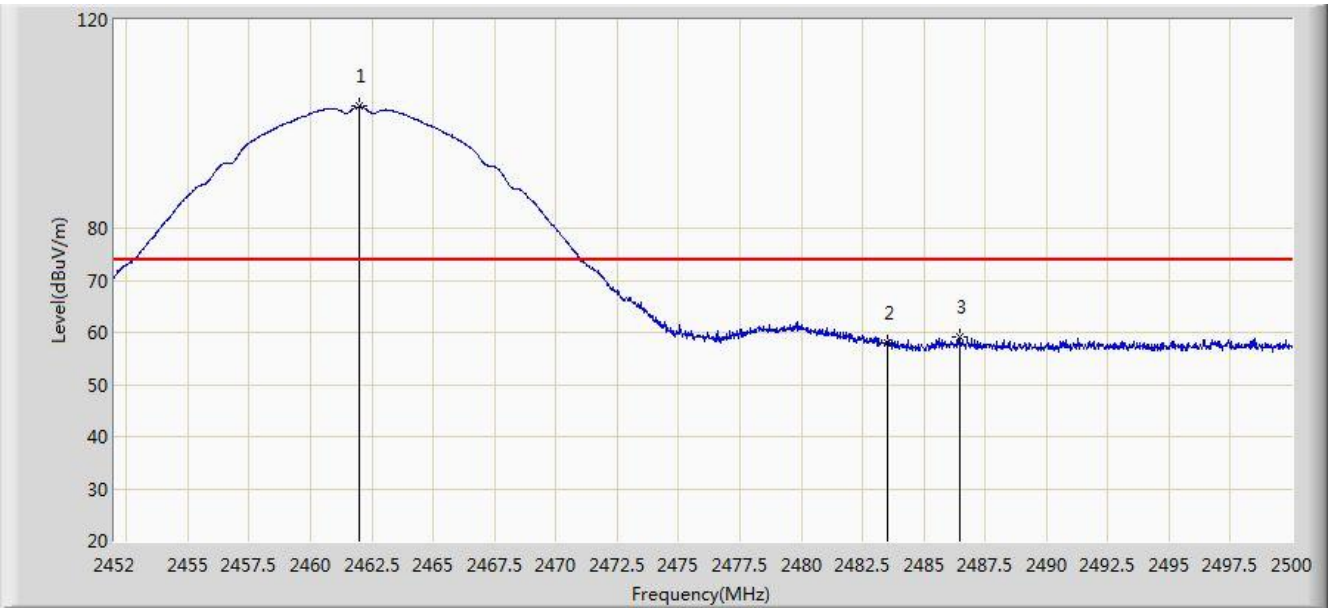


| No | Flag | Mark | Frequency (MHz) | Measure Level (dBuV/m) | Reading Level (dBuV) | Over Limit (dB) | Limit (dBuV/m) | Factor (dB) | Type |
|---|---|---|---|---|---|---|---|---|---|
| 1 | | * | 2461.984 | 103.352 | 72.217 | N/A | N/A | 31.135 | PK |
| 2 | | | 2483.500 | 57.912 | 26.719 | -16.088 | 74.000 | 31.194 | PK |
| 3 | | | 2486.488 | 59.014 | 27.813 | -14.986 | 74.000 | 31.201 | PK |

Note: Measure Level (dBμV/m) = Reading Level (dBμV) + Factor (dB)

Factor (dB) = Cable Loss (dB) + Antenna Factor (dB/m).

| | |
|---|---|
| Site: AC 1 | Time: 2015/07/12 - 17:48 |
| Limit: FCC_Part15.209_RE(3m) | Engineer: Peak Wang |
| Probe: BBHA9120D_1-18GHz | Polarity: Vertical |
| EUT: 2x2 dual band 802.11ac indoor AP | Power: AC 120V/60Hz |
| Test Mode: Transmit by 802.11b at channel 2462MHz Ant 2 | |

| No | Flag | Mark | Frequency (MHz) | Measure Level (dBuV/m) | Reading Level (dBuV) | Over Limit (dB) | Limit (dBuV/m) | Factor (dB) | Type |
|---|---|---|---|---|---|---|---|---|---|
| 1 | | * | 2461.312 | 98.579 | 67.445 | N/A | N/A | 31.134 | AV |
| 2 | | | 2483.500 | 46.930 | 15.737 | -7.070 | 54.000 | 31.194 | AV |

Note: Measure Level (dBµV/m) = Reading Level (dBµV) + Factor (dB)

Factor (dB) = Cable Loss (dB) + Antenna Factor (dB/m)

| | |
|---|---|
| Site: AC 1 | Time: 2015/07/04 - 04:32 |
| Limit: FCC_Part15.209_RE(3m) | Engineer: Peak Wang |
| Probe: BBHA9120D_1-18GHz | Polarity: Horizontal |
| EUT: 2x2 dual band 802.11ac indoor AP | Power: AC 120V/60Hz |
| Test Mode: Transmit by 802.11g at channel 2412MHz Ant 2 | |

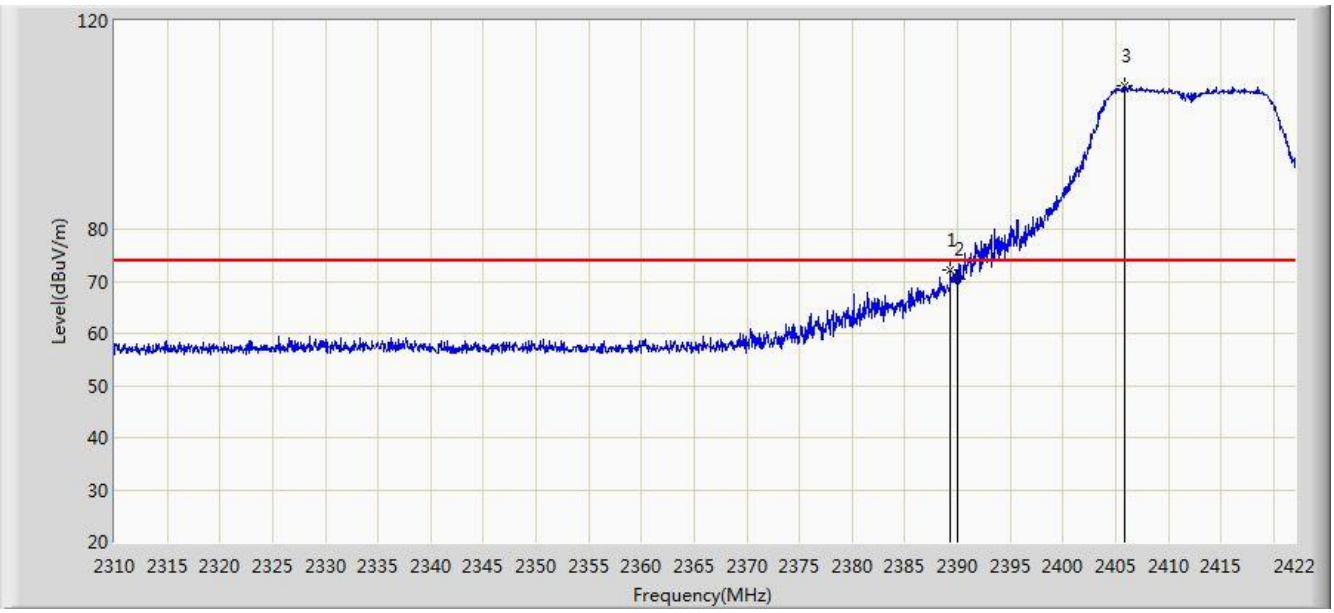


| No | Flag | Mark | Frequency (MHz) | Measure Level (dBuV/m) | Reading Level (dBuV) | Over Limit (dB) | Limit (dBuV/m) | Factor (dB) | Type |
|---|---|---|---|---|---|---|---|---|---|
| 1 | | | 2389.352 | 72.043 | 40.839 | -1.957 | 74.000 | 31.203 | PK |
| 2 | | | 2390.000 | 70.383 | 39.180 | -3.617 | 74.000 | 31.203 | PK |
| 3 | | * | 2405.816 | 107.505 | 76.326 | N/A | N/A | 31.179 | PK |

Note: Measure Level (dBµV/m) = Reading Level (dBµV) + Factor (dB)

Factor (dB) = Cable Loss (dB) + Antenna Factor (dB/m).

| | |
|---|---|
| Site: AC 1 | Time: 2015/07/04 - 04:31 |
| Limit: FCC_Part15.209_RE(3m) | Engineer: Peak Wang |
| Probe: BBHA9120D_1-18GHz | Polarity: Horizontal |
| EUT: 2x2 dual band 802.11ac indoor AP | Power: AC 120V/60Hz |
| Test Mode: Transmit by 802.11g at channel 2412MHz Ant 2 | |

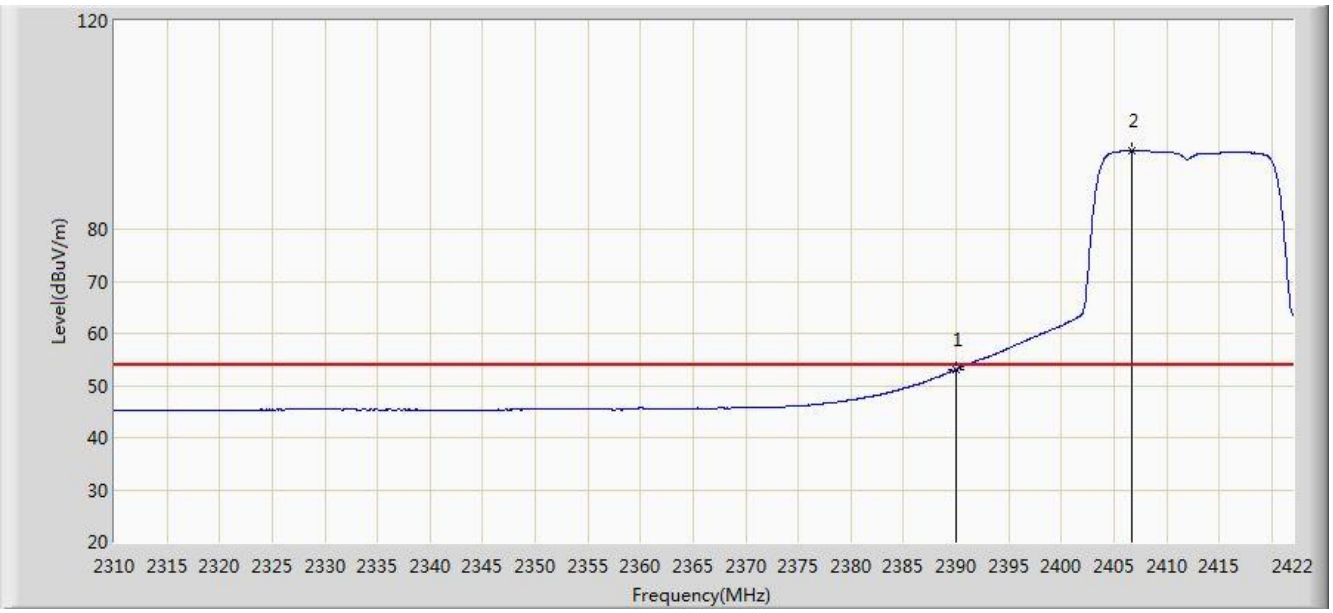


| No | Flag | Mark | Frequency (MHz) | Measure Level (dBuV/m) | Reading Level (dBuV) | Over Limit (dB) | Limit (dBuV/m) | Factor (dB) | Type |
|---|---|---|---|---|---|---|---|---|---|
| 1 | | | 2390.000 | 53.059 | 21.856 | -0.941 | 54.000 | 31.203 | AV |
| 2 | | * | 2406.768 | 95.020 | 63.843 | N/A | N/A | 31.178 | AV |

Note: Measure Level (dBµV/m) = Reading Level (dBµV) + Factor (dB)

Factor (dB) = Cable Loss (dB) + Antenna Factor (dB/m).

| | |
|---|---|
| Site: AC 1 | Time: 2015/07/04 - 04:32 |
| Limit: FCC_Part15.209_RE(3m) | Engineer: Peak Wang |
| Probe: BBHA9120D_1-18GHz | Polarity: Vertical |
| EUT: 2x2 dual band 802.11ac indoor AP | Power: AC 120V/60Hz |
| Test Mode: Transmit by 802.11g at channel 2412MHz Ant 2 | |

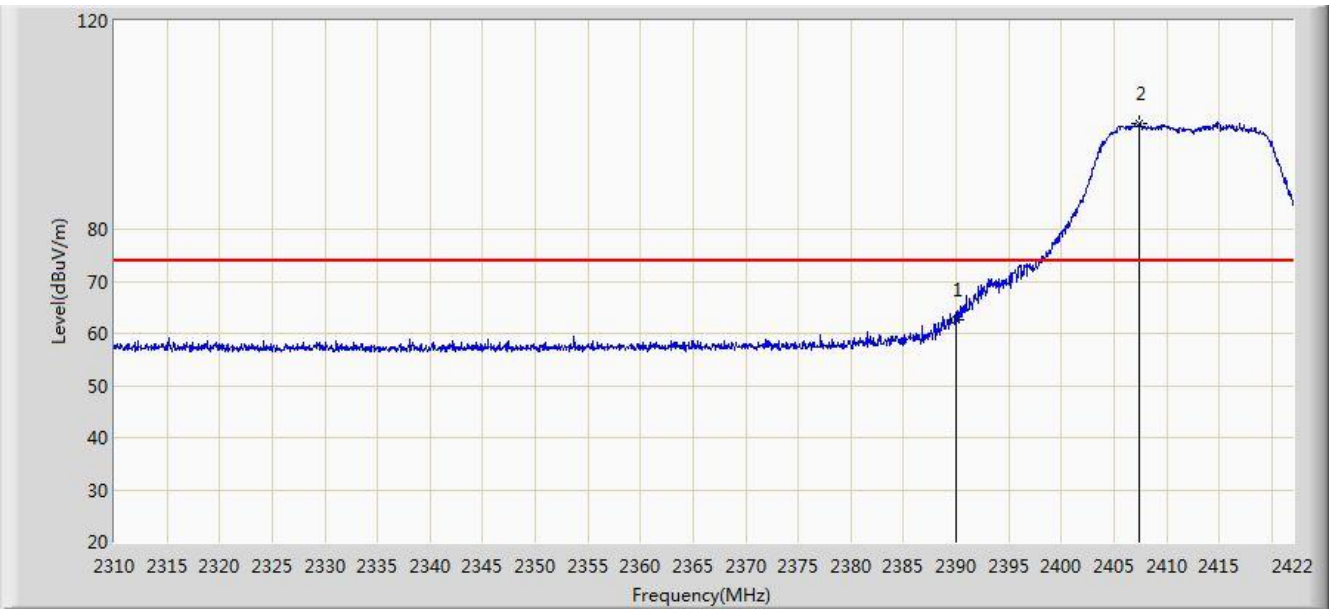


| No | Flag | Mark | Frequency (MHz) | Measure Level (dBuV/m) | Reading Level (dBuV) | Over Limit (dB) | Limit (dBuV/m) | Factor (dB) | Type |
|---|---|---|---|---|---|---|---|---|---|
| 1 | | | 2390.000 | 62.721 | 31.518 | -11.279 | 74.000 | 31.203 | PK |
| 2 | | * | 2407.384 | 100.405 | 69.229 | N/A | N/A | 31.176 | PK |

Note: Measure Level (dBµV/m) = Reading Level (dBµV) + Factor (dB)

Factor (dB) = Cable Loss (dB) + Antenna Factor (dB/m).

| | |
|---|---|
| Site: AC 1 | Time: 2015/07/04 - 04:36 |
| Limit: FCC_Part15.209_RE(3m) | Engineer: Peak Wang |
| Probe: BBHA9120D_1-18GHz | Polarity: Vertical |
| EUT: 2x2 dual band 802.11ac indoor AP | Power: AC 120V/60Hz |
| Test Mode: Transmit by 802.11g at channel 2412MHz Ant 2 | |

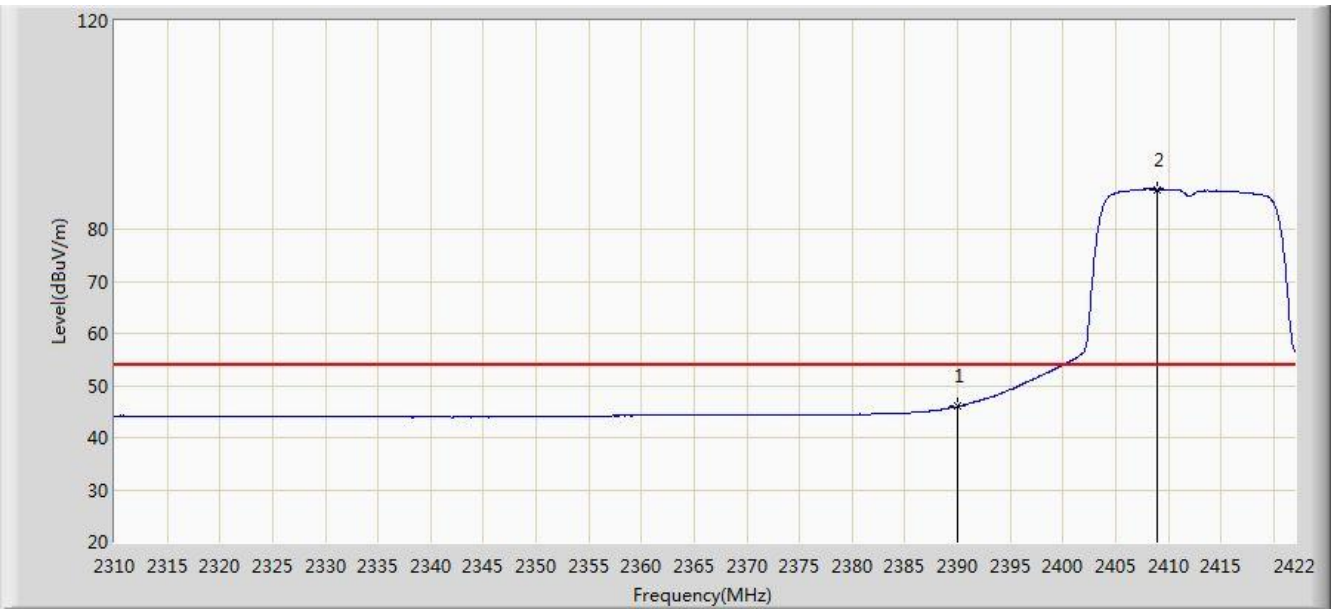


| No | Flag | Mark | Frequency (MHz) | Measure Level (dBuV/m) | Reading Level (dBuV) | Over Limit (dB) | Limit (dBuV/m) | Factor (dB) | Type |
|---|---|---|---|---|---|---|---|---|---|
| 1 | | | 2390.000 | 45.969 | 14.766 | -8.031 | 54.000 | 31.203 | AV |
| 2 | | * | 2408.896 | 87.673 | 56.499 | N/A | N/A | 31.174 | AV |

Note: Measure Level (dBµV/m) = Reading Level (dBµV) + Factor (dB)

Factor (dB) = Cable Loss (dB) + Antenna Factor (dB/m).

| | |
|---|---|
| Site: AC 1 | Time: 2015/07/04 - 04:43 |
| Limit: FCC_Part15.209_RE(3m) | Engineer: Peak Wang |
| Probe: BBHA9120D_1-18GHz | Polarity: Horizontal |
| EUT: 2x2 dual band 802.11ac indoor AP | Power: AC 120V/60Hz |
| Test Mode: Transmit by 802.11g at channel 2462MHz Ant 2 | |

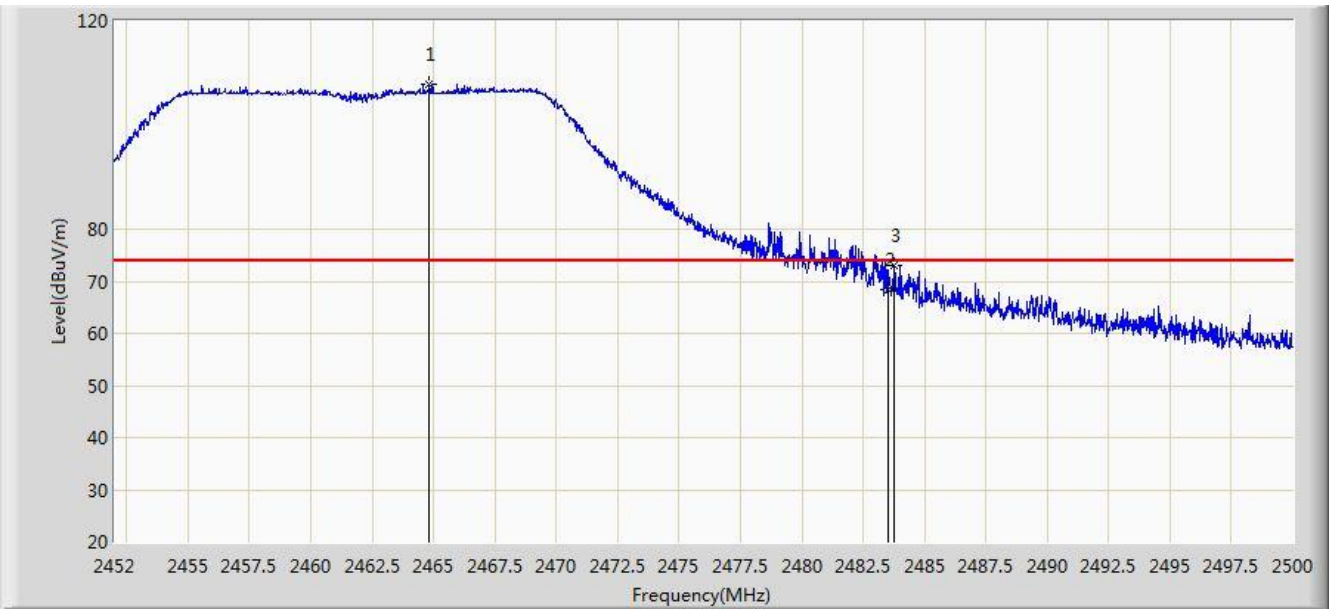


| No | Flag | Mark | Frequency (MHz) | Measure Level (dBuV/m) | Reading Level (dBuV) | Over Limit (dB) | Limit (dBuV/m) | Factor (dB) | Type |
|---|---|---|---|---|---|---|---|---|---|
| 1 | | * | 2464.840 | 107.909 | 76.767 | N/A | N/A | 31.142 | PK |
| 2 | | | 2483.500 | 68.502 | 37.309 | -5.498 | 74.000 | 31.194 | PK |
| 3 | | | 2483.776 | 72.982 | 41.788 | -1.018 | 74.000 | 31.194 | PK |

Note: Measure Level (dBμV/m) = Reading Level (dBμV) + Factor (dB)

Factor (dB) = Cable Loss (dB) + Antenna Factor (dB/m).

| | |
|---|---|
| Site: AC 1 | Time: 2015/07/04 - 04:44 |
| Limit: FCC_Part15.209_RE(3m) | Engineer: Peak Wang |
| Probe: BBHA9120D_1-18GHz | Polarity: Horizontal |
| EUT: 2x2 dual band 802.11ac indoor AP | Power: AC 120V/60Hz |
| Test Mode: Transmit by 802.11g at channel 2462MHz Ant 2 | |

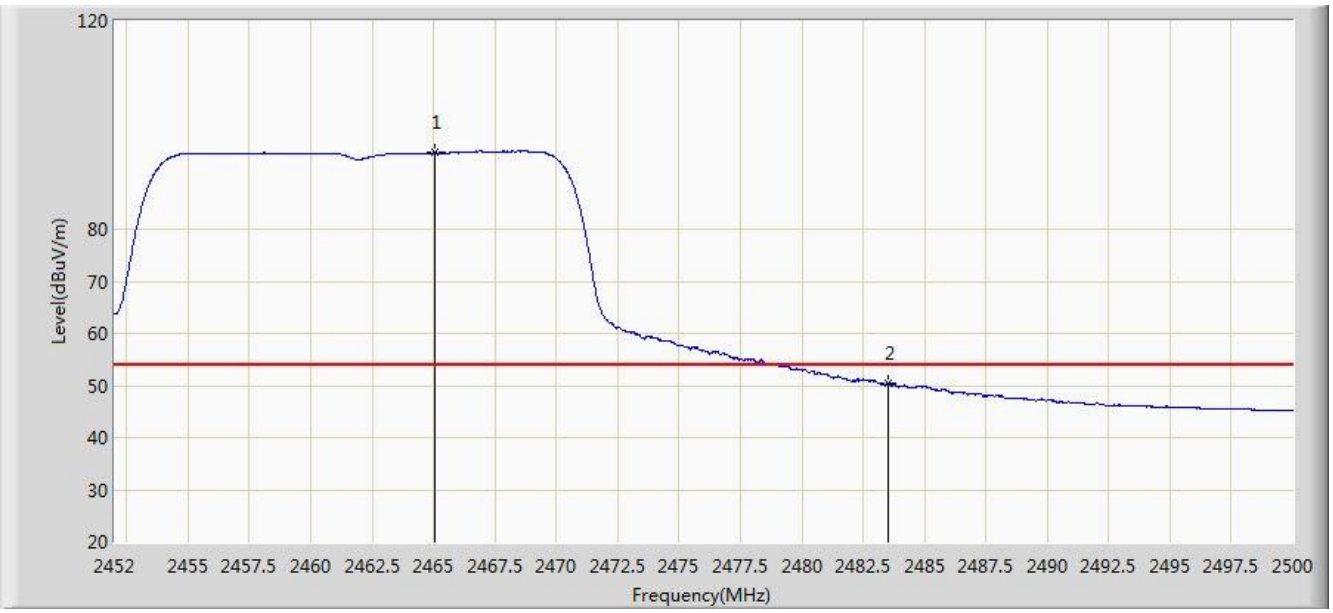


| No | Flag | Mark | Frequency (MHz) | Measure Level (dBuV/m) | Reading Level (dBuV) | Over Limit (dB) | Limit (dBuV/m) | Factor (dB) | Type |
|---|---|---|---|---|---|---|---|---|---|
| 1 | | * | 2465.032 | 94.692 | 63.550 | N/A | N/A | 31.142 | AV |
| 2 | | | 2483.500 | 50.378 | 19.185 | -3.622 | 54.000 | 31.194 | AV |

Note: Measure Level (dBµV/m) = Reading Level (dBµV) + Factor (dB)

Factor (dB) = Cable Loss (dB) + Antenna Factor (dB/m).

| | |
|---|---|
| Site: AC 1 | Time: 2015/07/04 - 04:45 |
| Limit: FCC_Part15.209_RE(3m) | Engineer: Peak Wang |
| Probe: BBHA9120D_1-18GHz | Polarity: Vertical |
| EUT: 2x2 dual band 802.11ac indoor AP | Power: AC 120V/60Hz |
| Test Mode: Transmit by 802.11g at channel 2462MHz Ant 2 | |

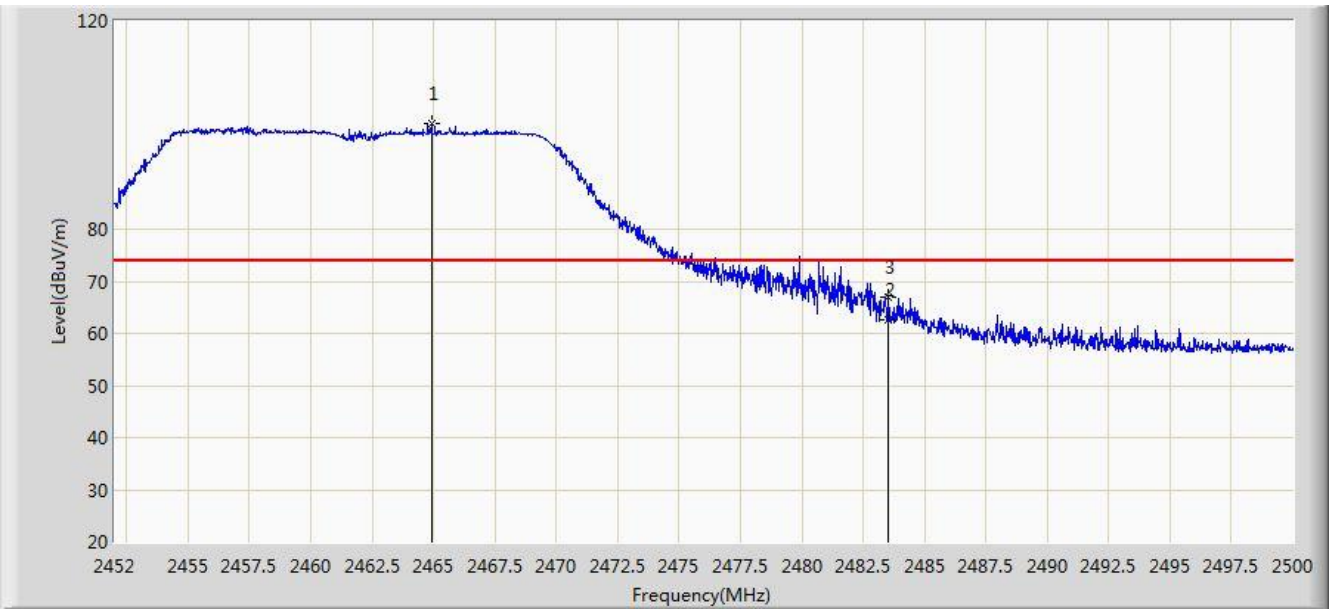


| No | Flag | Mark | Frequency (MHz) | Measure Level (dBuV/m) | Reading Level (dBuV) | Over Limit (dB) | Limit (dBuV/m) | Factor (dB) | Type |
|---|---|---|---|---|---|---|---|---|---|
| 1 | | * | 2464.912 | 100.222 | 69.080 | N/A | N/A | 31.142 | PK |
| 2 | | | 2483.500 | 62.609 | 31.416 | -11.391 | 74.000 | 31.194 | PK |
| 3 | | | 2483.536 | 66.931 | 35.738 | -7.069 | 74.000 | 31.194 | PK |

Note: Measure Level (dBμV/m) = Reading Level (dBμV) + Factor (dB)

Factor (dB) = Cable Loss (dB) + Antenna Factor (dB/m).

| | |
|---|---|
| Site: AC 1 | Time: 2015/07/04 - 04:47 |
| Limit: FCC_Part15.209_RE(3m) | Engineer: Peak Wang |
| Probe: BBHA9120D_1-18GHz | Polarity: Vertical |
| EUT: 2x2 dual band 802.11ac indoor AP | Power: AC 120V/60Hz |
| Test Mode: Transmit by 802.11g at channel 2462MHz Ant 2 | |

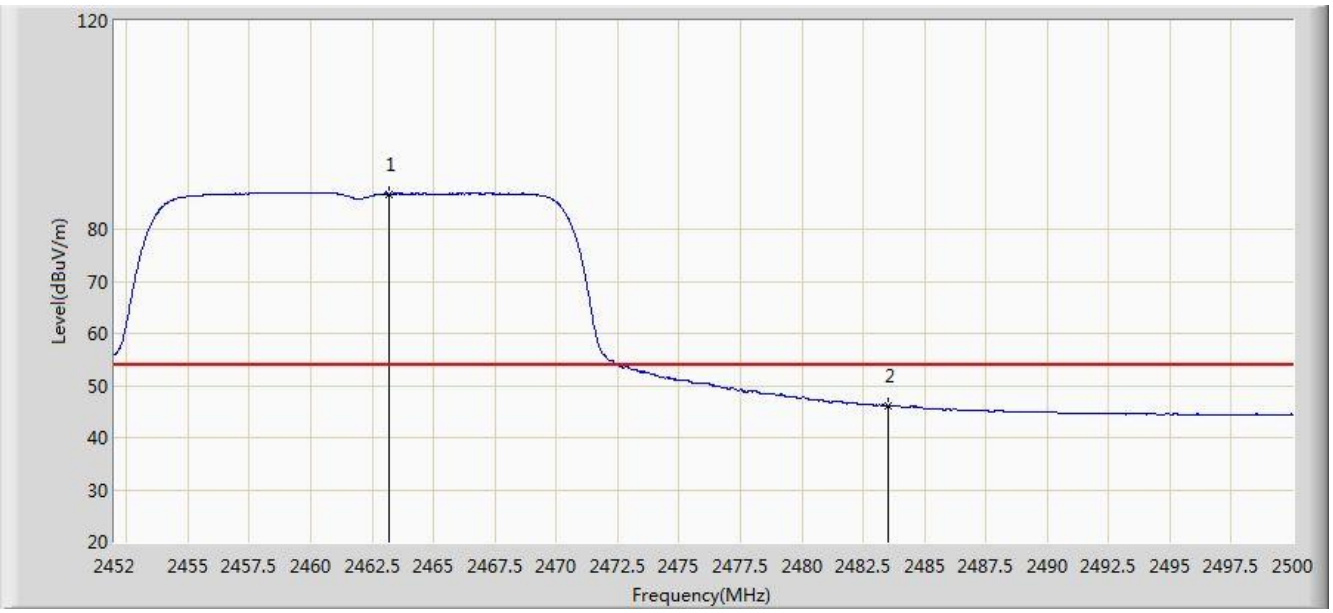


| No | Flag | Mark | Frequency (MHz) | Measure Level (dBuV/m) | Reading Level (dBuV) | Over Limit (dB) | Limit (dBuV/m) | Factor (dB) | Type |
|---|---|---|---|---|---|---|---|---|---|
| 1 | | * | 2463.184 | 86.749 | 55.611 | N/A | N/A | 31.137 | AV |
| 2 | | | 2483.500 | 45.986 | 14.793 | -8.014 | 54.000 | 31.194 | AV |

Note: Measure Level (dBµV/m) = Reading Level (dBµV) + Factor (dB)

Factor (dB) = Cable Loss (dB) + Antenna Factor (dB/m).

| | |
|---|---|
| Site: AC 1 | Time: 2015/07/04 - 04:55 |
| Limit: FCC_Part15.209_RE(3m) | Engineer: Peak Wang |
| Probe: BBHA9120D_1-18GHz | Polarity: Horizontal |
| EUT: 2x2 dual band 802.11ac indoor AP | Power: AC 120V/60Hz |
| Test Mode: Transmit by 802.11n-HT20 at channel 2412MHz Ant 2 | |

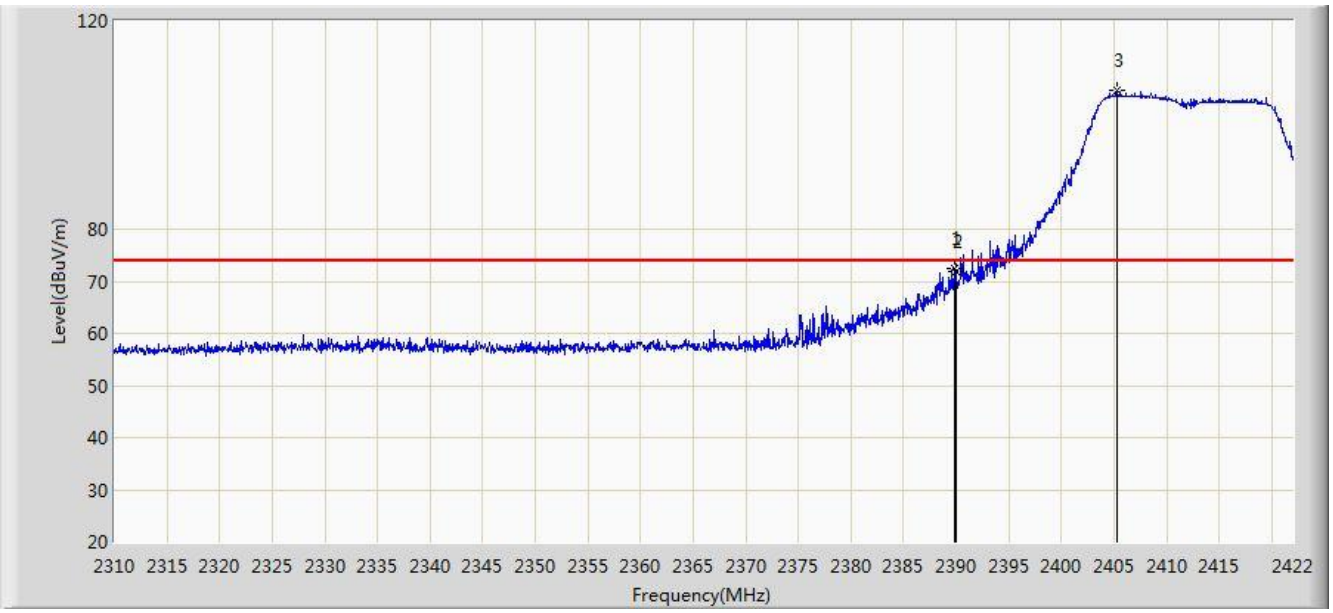


| No | Flag | Mark | Frequency (MHz) | Measure Level (dBuV/m) | Reading Level (dBuV) | Over Limit (dB) | Limit (dBuV/m) | Factor (dB) | Type |
|---|---|---|---|---|---|---|---|---|---|
| 1 | | | 2389.800 | 72.434 | 41.231 | -1.566 | 74.000 | 31.203 | PK |
| 2 | | | 2390.000 | 71.781 | 40.578 | -2.219 | 74.000 | 31.203 | PK |
| 3 | | * | 2405.368 | 106.634 | 75.455 | N/A | N/A | 31.179 | PK |

Note: Measure Level (dBμV/m) = Reading Level (dBμV) + Factor (dB)

Factor (dB) = Cable Loss (dB) + Antenna Factor (dB/m).

| | |
|---|---|
| Site: AC 1 | Time: 2015/07/04 - 04:56 |
| Limit: FCC_Part15.209_RE(3m) | Engineer: Peak Wang |
| Probe: BBHA9120D_1-18GHz | Polarity: Horizontal |
| EUT: 2x2 dual band 802.11ac indoor AP | Power: AC 120V/60Hz |
| Test Mode: Transmit by 802.11n-HT20 at channel 2412MHz Ant 2 | |

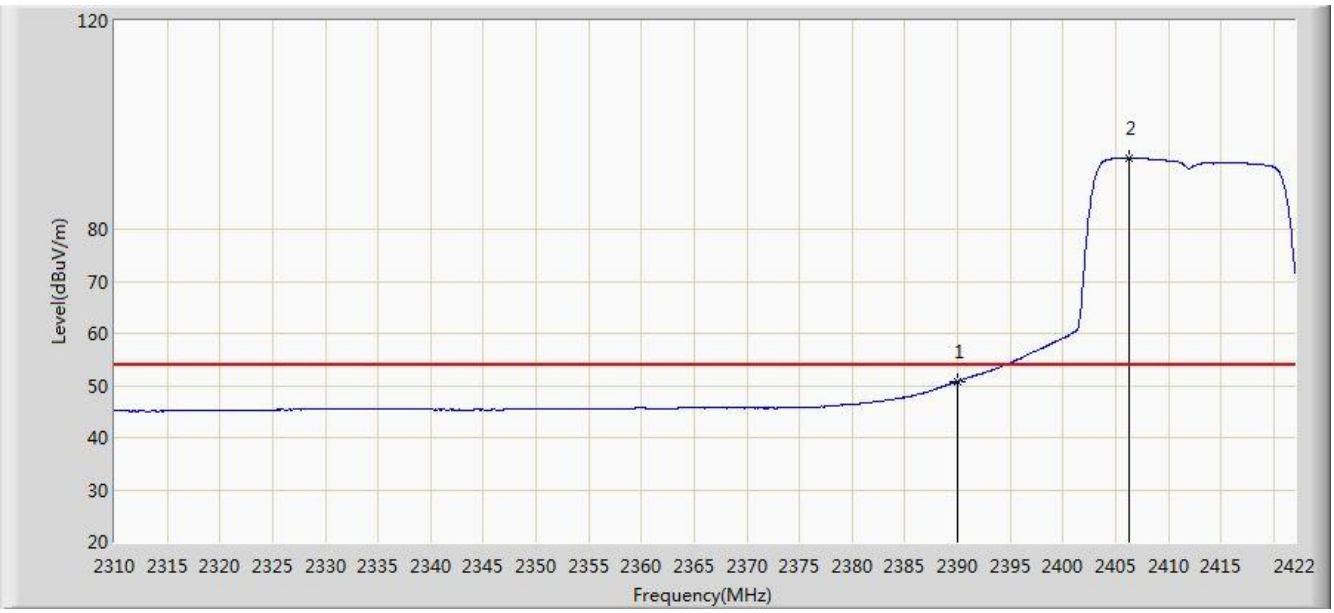


| No | Flag | Mark | Frequency (MHz) | Measure Level (dBuV/m) | Reading Level (dBuV) | Over Limit (dB) | Limit (dBuV/m) | Factor (dB) | Type |
|---|---|---|---|---|---|---|---|---|---|
| 1 | | | 2390.000 | 50.783 | 19.580 | -3.217 | 54.000 | 31.203 | AV |
| 2 | | * | 2406.264 | 93.721 | 62.543 | N/A | N/A | 31.178 | AV |

Note: Measure Level (dBµV/m) = Reading Level (dBµV) + Factor (dB)

Factor (dB) = Cable Loss (dB) + Antenna Factor (dB/m).

| | |
|---|---|
| Site: AC 1 | Time: 2015/07/04 - 04:57 |
| Limit: FCC_Part15.209_RE(3m) | Engineer: Peak Wang |
| Probe: BBHA9120D_1-18GHz | Polarity: Vertical |
| EUT: 2x2 dual band 802.11ac indoor AP | Power: AC 120V/60Hz |
| Test Mode: Transmit by 802.11n-HT20 at channel 2412MHz Ant 2 | |

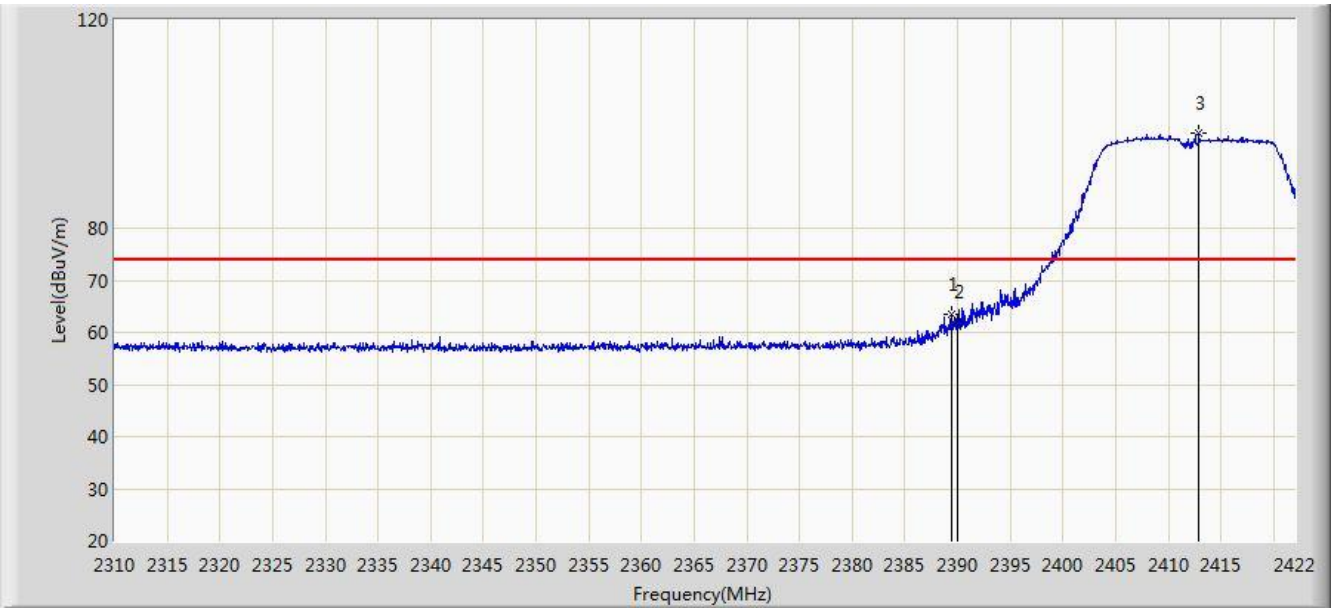


| No | Flag | Mark | Frequency (MHz) | Measure Level (dBuV/m) | Reading Level (dBuV) | Over Limit (dB) | Limit (dBuV/m) | Factor (dB) | Type |
|---|---|---|---|---|---|---|---|---|---|
| 1 | | | 2389.408 | 63.382 | 32.178 | -10.618 | 74.000 | 31.203 | PK |
| 2 | | | 2390.000 | 61.896 | 30.693 | -12.104 | 74.000 | 31.203 | PK |
| 3 | | * | 2412.928 | 98.311 | 67.143 | N/A | N/A | 31.168 | PK |

Note: Measure Level (dBµV/m) = Reading Level (dBµV) + Factor (dB)

Factor (dB) = Cable Loss (dB) + Antenna Factor (dB/m).

| | |
|---|---|
| Site: AC 1 | Time: 2015/07/04 - 05:00 |
| Limit: FCC_Part15.209_RE(3m) | Engineer: Peak Wang |
| Probe: BBHA9120D_1-18GHz | Polarity: Vertical |
| EUT: 2x2 dual band 802.11ac indoor AP | Power: AC 120V/60Hz |
| Test Mode: Transmit by 802.11n-HT20 at channel 2412MHz Ant 2 | |

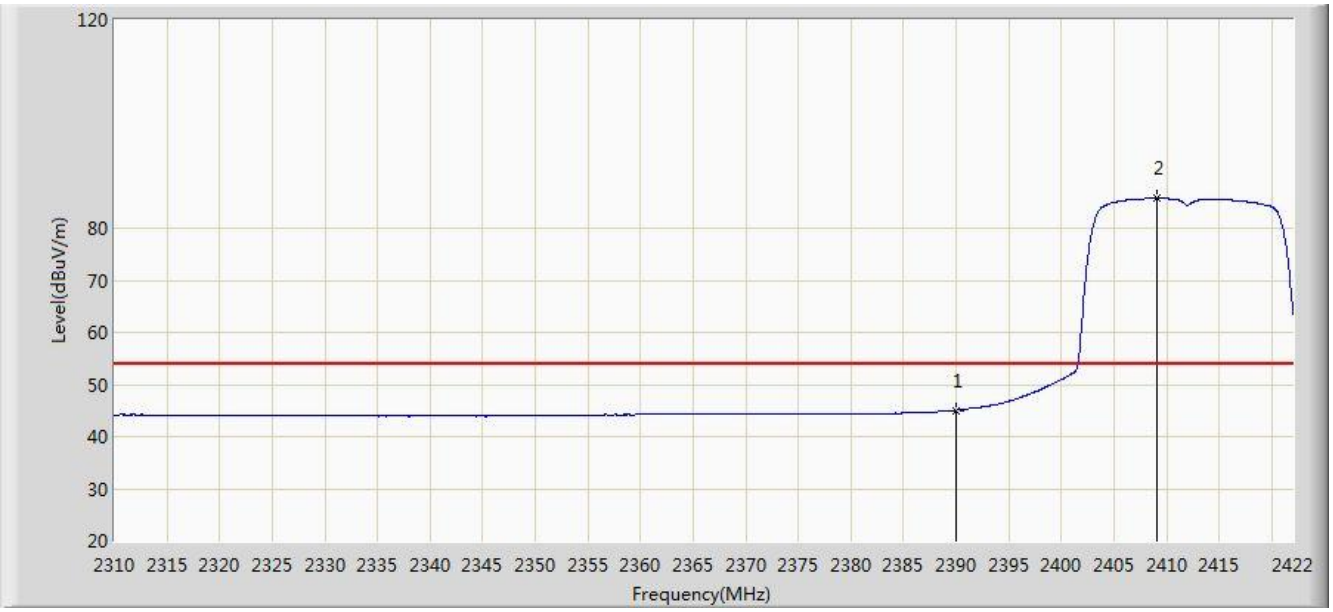


| No | Flag | Mark | Frequency (MHz) | Measure Level (dBuV/m) | Reading Level (dBuV) | Over Limit (dB) | Limit (dBuV/m) | Factor (dB) | Type |
|---|---|---|---|---|---|---|---|---|---|
| 1 | | | 2390.000 | 45.046 | 13.843 | -8.954 | 54.000 | 31.203 | AV |
| 2 | | * | 2409.064 | 85.724 | 54.550 | N/A | N/A | 31.174 | AV |

Note: Measure Level (dBµV/m) = Reading Level (dBµV) + Factor (dB)

Factor (dB) = Cable Loss (dB) + Antenna Factor (dB/m).

| | |
|---|---|
| Site: AC 1 | Time: 2015/07/04 - 05:06 |
| Limit: FCC_Part15.209_RE(3m) | Engineer: Peak Wang |
| Probe: BBHA9120D_1-18GHz | Polarity: Horizontal |
| EUT: 2x2 dual band 802.11ac indoor AP | Power: AC 120V/60Hz |
| Test Mode: Transmit by 802.11n-HT20 at channel 2462MHz Ant 2 | |

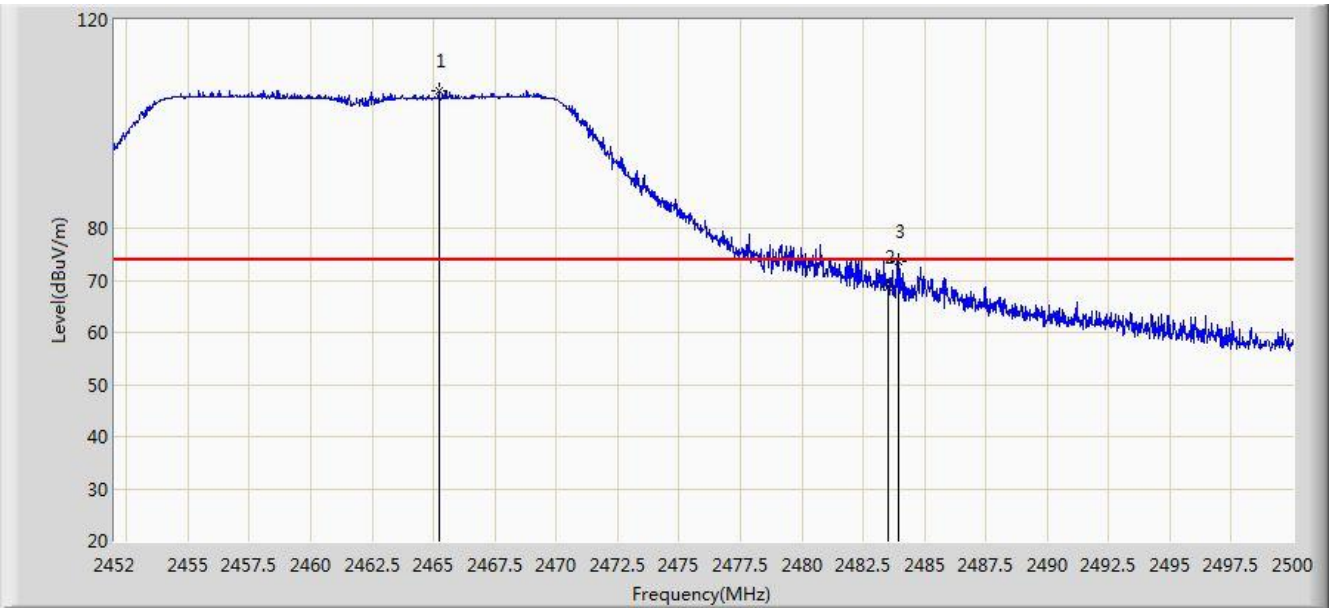


| No | Flag | Mark | Frequency (MHz) | Measure Level (dBuV/m) | Reading Level (dBuV) | Over Limit (dB) | Limit (dBuV/m) | Factor (dB) | Type |
|---|---|---|---|---|---|---|---|---|---|
| 1 | | * | 2465.224 | 106.439 | 75.296 | N/A | N/A | 31.143 | PK |
| 2 | | | 2483.500 | 68.616 | 37.423 | -5.384 | 74.000 | 31.194 | PK |
| 3 | | | 2483.968 | 73.696 | 42.501 | -0.304 | 74.000 | 31.194 | PK |

Note: Measure Level (dBµV/m) = Reading Level (dBµV) + Factor (dB)

Factor (dB) = Cable Loss (dB) + Antenna Factor (dB/m).

| | |
|---|---|
| Site: AC 1 | Time: 2015/07/04 - 05:07 |
| Limit: FCC_Part15.209_RE(3m) | Engineer: Peak Wang |
| Probe: BBHA9120D_1-18GHz | Polarity: Horizontal |
| EUT: 2x2 dual band 802.11ac indoor AP | Power: AC 120V/60Hz |
| Test Mode: Transmit by 802.11n-HT20 at channel 2462MHz Ant 2 | |

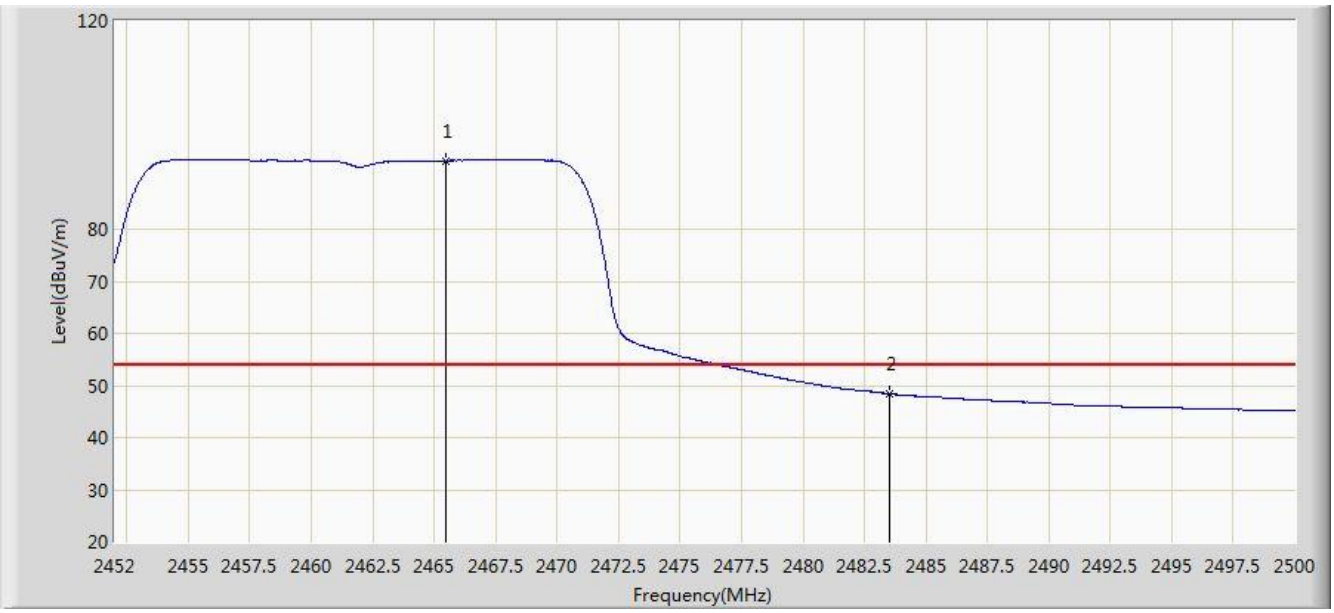


| No | Flag | Mark | Frequency (MHz) | Measure Level (dBuV/m) | Reading Level (dBuV) | Over Limit (dB) | Limit (dBuV/m) | Factor (dB) | Type |
|---|---|---|---|---|---|---|---|---|---|
| 1 | | * | 2465.464 | 93.139 | 61.996 | N/A | N/A | 31.143 | AV |
| 2 | | | 2483.500 | 48.407 | 17.214 | -5.593 | 54.000 | 31.194 | AV |

Note: Measure Level (dBµV/m) = Reading Level (dBµV) + Factor (dB)

Factor (dB) = Cable Loss (dB) + Antenna Factor (dB/m).

| | |
|---|---|
| Site: AC 1 | Time: 2015/07/04 - 05:08 |
| Limit: FCC_Part15.209_RE(3m) | Engineer: Peak Wang |
| Probe: BBHA9120D_1-18GHz | Polarity: Vertical |
| EUT: 2x2 dual band 802.11ac indoor AP | Power: AC 120V/60Hz |
| Test Mode: Transmit by 802.11n-HT20 at channel 2462MHz Ant 2 | |

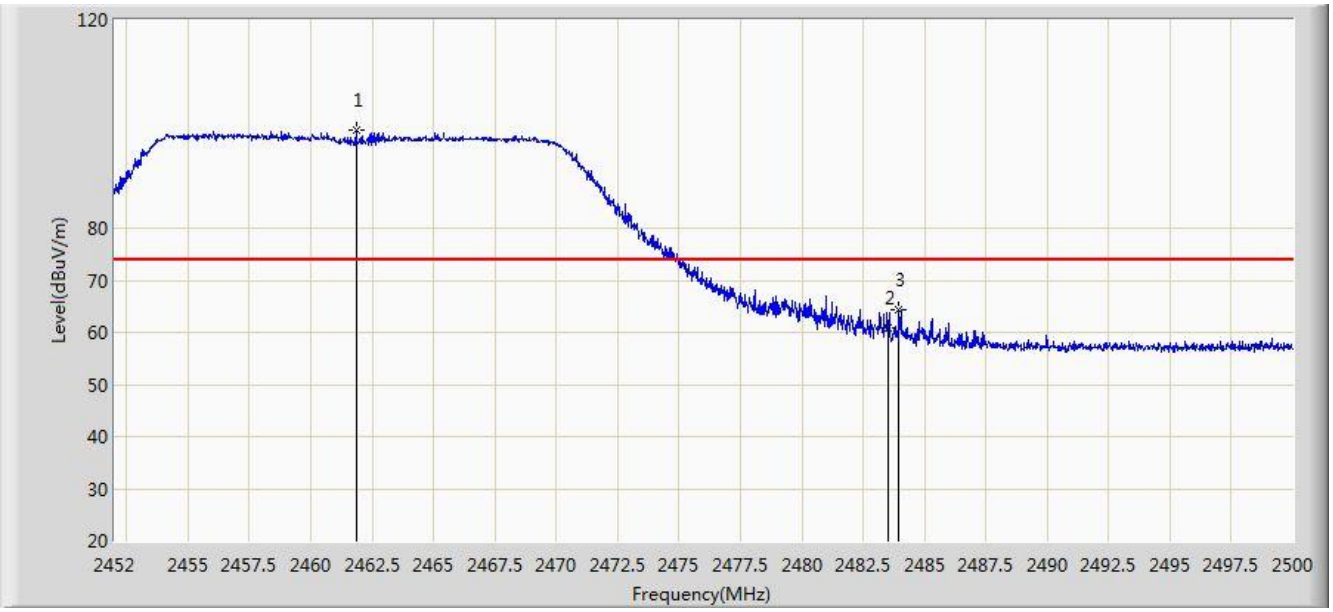


| No | Flag | Mark | Frequency (MHz) | Measure Level (dBuV/m) | Reading Level (dBuV) | Over Limit (dB) | Limit (dBuV/m) | Factor (dB) | Type |
|---|---|---|---|---|---|---|---|---|---|
| 1 | | * | 2461.840 | 98.699 | 67.564 | N/A | N/A | 31.135 | PK |
| 2 | | | 2483.500 | 60.842 | 29.649 | -13.158 | 74.000 | 31.194 | PK |
| 3 | | | 2483.968 | 64.297 | 33.102 | -9.703 | 74.000 | 31.194 | PK |

Note: Measure Level (dBμV/m) = Reading Level (dBμV) + Factor (dB)

Factor (dB) = Cable Loss (dB) + Antenna Factor (dB/m).

| | |
|---|---|
| Site: AC 1 | Time: 2015/07/04 - 05:10 |
| Limit: FCC_Part15.209_RE(3m) | Engineer: Peak Wang |
| Probe: BBHA9120D_1-18GHz | Polarity: Vertical |
| EUT: 2x2 dual band 802.11ac indoor AP | Power: AC 120V/60Hz |
| Test Mode: Transmit by 802.11n-HT20 at channel 2462MHz Ant 2 | |

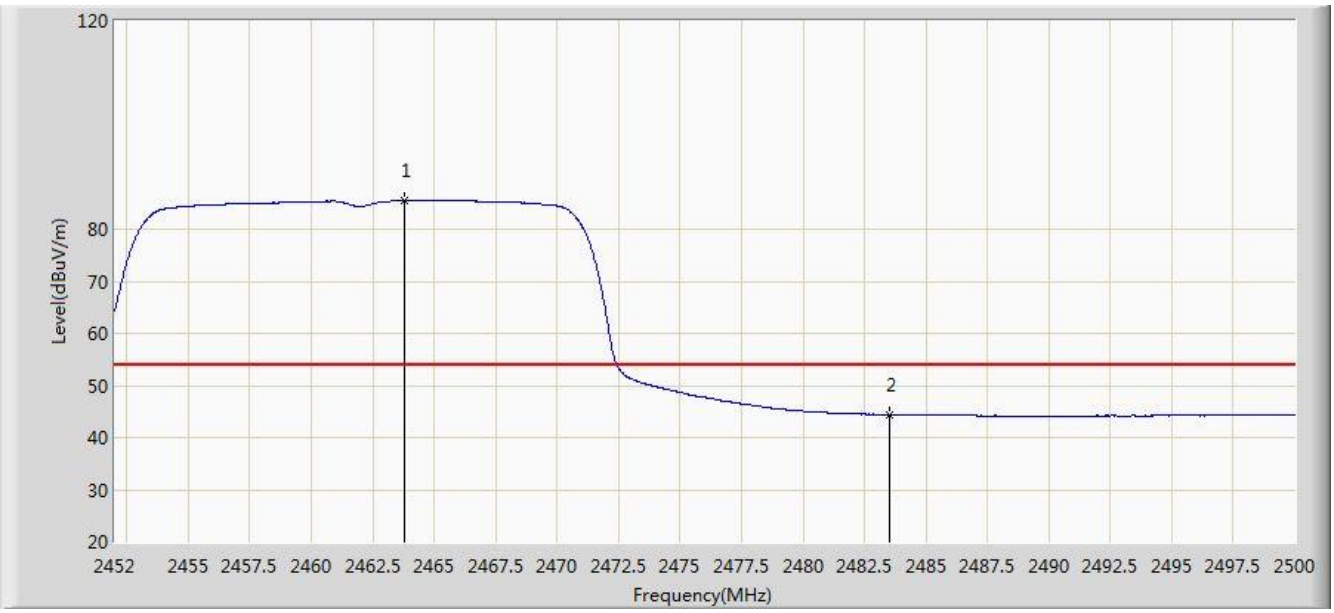


| No | Flag | Mark | Frequency (MHz) | Measure Level (dBuV/m) | Reading Level (dBuV) | Over Limit (dB) | Limit (dBuV/m) | Factor (dB) | Type |
|---|---|---|---|---|---|---|---|---|---|
| 1 | | * | 2463.760 | 85.444 | 54.305 | N/A | N/A | 31.139 | AV |
| 2 | | | 2483.500 | 44.344 | 13.151 | -9.656 | 54.000 | 31.194 | AV |

Note: Measure Level (dBµV/m) = Reading Level (dBµV) + Factor (dB)

Factor (dB) = Cable Loss (dB) + Antenna Factor (dB/m).

| | |
|---|---|
| Site: AC 1 | Time: 2015/07/12 - 18:25 |
| Limit: FCC_Part15.209_RE(3m) | Engineer: Peak Wang |
| Probe: BBHA9120D_1-18GHz | Polarity: Horizontal |
| EUT: 2x2 dual band 802.11ac indoor AP | Power: AC 120V/60Hz |
| Test Mode: Transmit by 802.11n-HT40 at channel 2422MHz Ant 2 | |

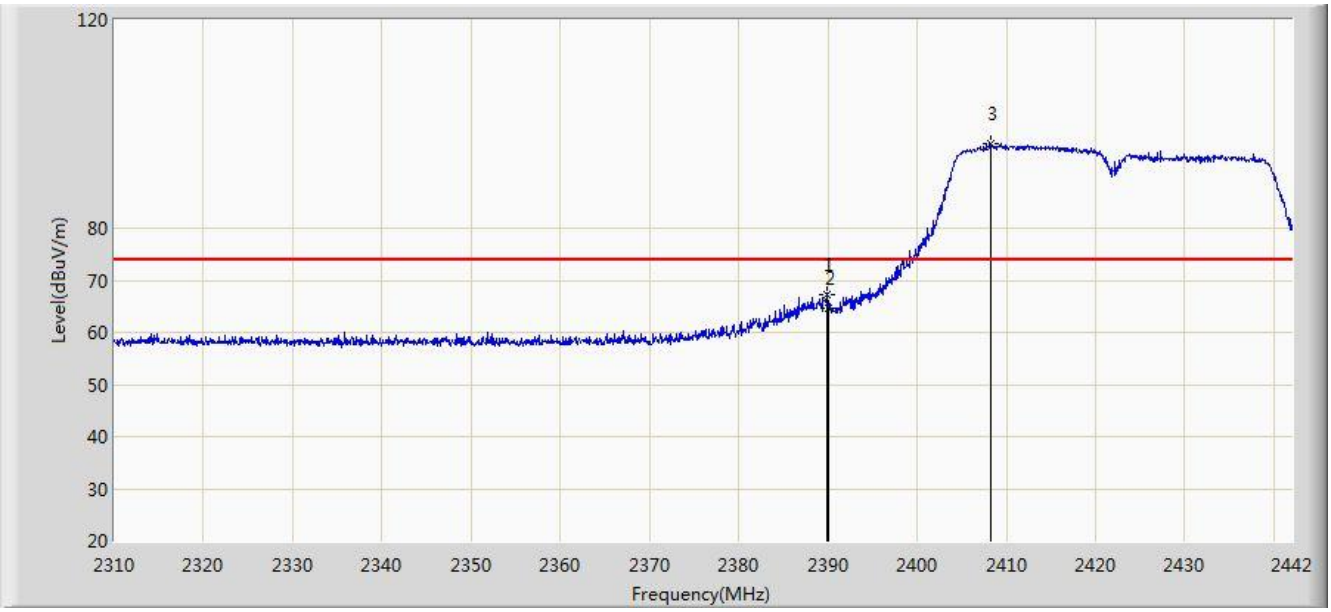


| No | Flag | Mark | Frequency (MHz) | Measure Level (dBuV/m) | Reading Level (dBuV) | Over Limit (dB) | Limit (dBuV/m) | Factor (dB) | Type |
|---|---|---|---|---|---|---|---|---|---|
| 1 | | | 2389.926 | 67.391 | 36.188 | -6.609 | 74.000 | 31.203 | PK |
| 2 | | | 2390.000 | 64.616 | 33.413 | -9.384 | 74.000 | 31.203 | PK |
| 3 | | * | 2408.274 | 96.157 | 64.982 | N/A | N/A | 31.175 | PK |

Note: Measure Level (dBμV/m) = Reading Level (dBμV) + Factor (dB)

Factor (dB) = Cable Loss (dB) + Antenna Factor (dB/m).

| | |
|---|---|
| Site: AC 1 | Time: 2015/07/04 - 05:20 |
| Limit: FCC_Part15.209_RE(3m) | Engineer: Peak Wang |
| Probe: BBHA9120D_1-18GHz | Polarity: Horizontal |
| EUT: 2x2 dual band 802.11ac indoor AP | Power: AC 120V/60Hz |
| Test Mode: Transmit by 802.11n-HT40 at channel 2422MHz Ant 2 | |

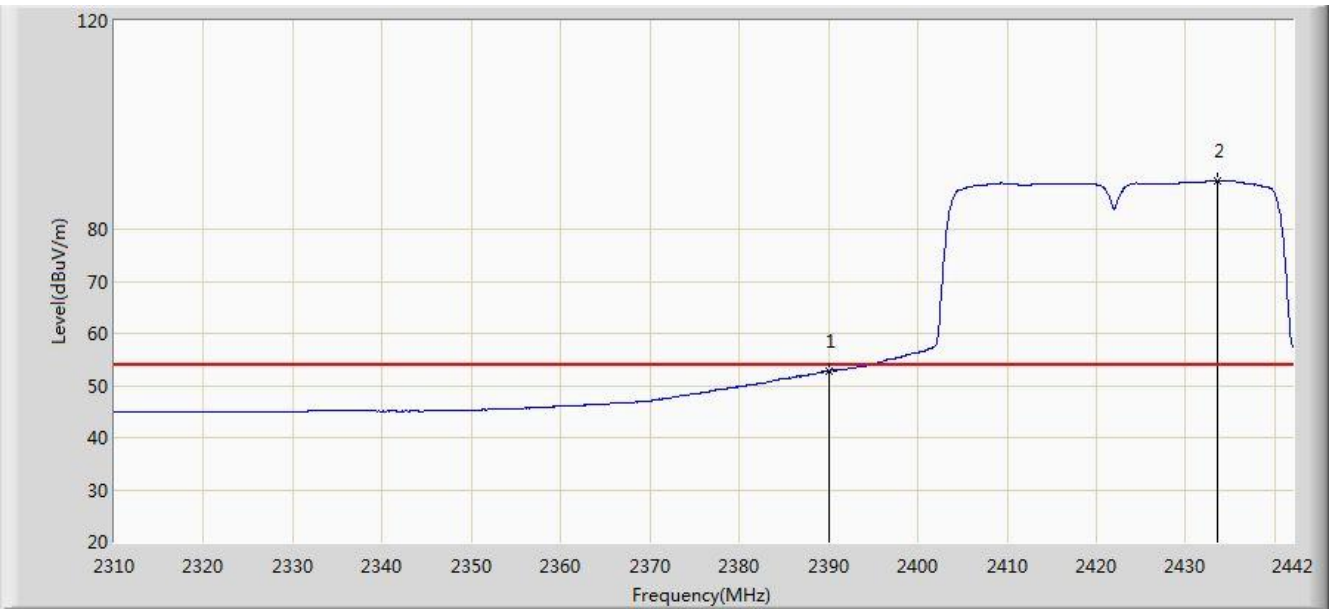


| No | Flag | Mark | Frequency (MHz) | Measure Level (dBuV/m) | Reading Level (dBuV) | Over Limit (dB) | Limit (dBuV/m) | Factor (dB) | Type |
|---|---|---|---|---|---|---|---|---|---|
| 1 | | | 2390.000 | 52.846 | 21.643 | -1.154 | 54.000 | 31.203 | AV |
| 2 | | * | 2433.486 | 89.337 | 58.206 | N/A | N/A | 31.132 | AV |

Note: Measure Level (dBµV/m) = Reading Level (dBµV) + Factor (dB)

Factor (dB) = Cable Loss (dB) + Antenna Factor (dB/m).

| | |
|---|---|
| Site: AC 1 | Time: 2015/07/04 - 05:21 |
| Limit: FCC_Part15.209_RE(3m) | Engineer: Peak Wang |
| Probe: BBHA9120D_1-18GHz | Polarity: Vertical |
| EUT: 2x2 dual band 802.11ac indoor AP | Power: AC 120V/60Hz |
| Test Mode: Transmit by 802.11n-HT40 at channel 2422MHz Ant 2 | |

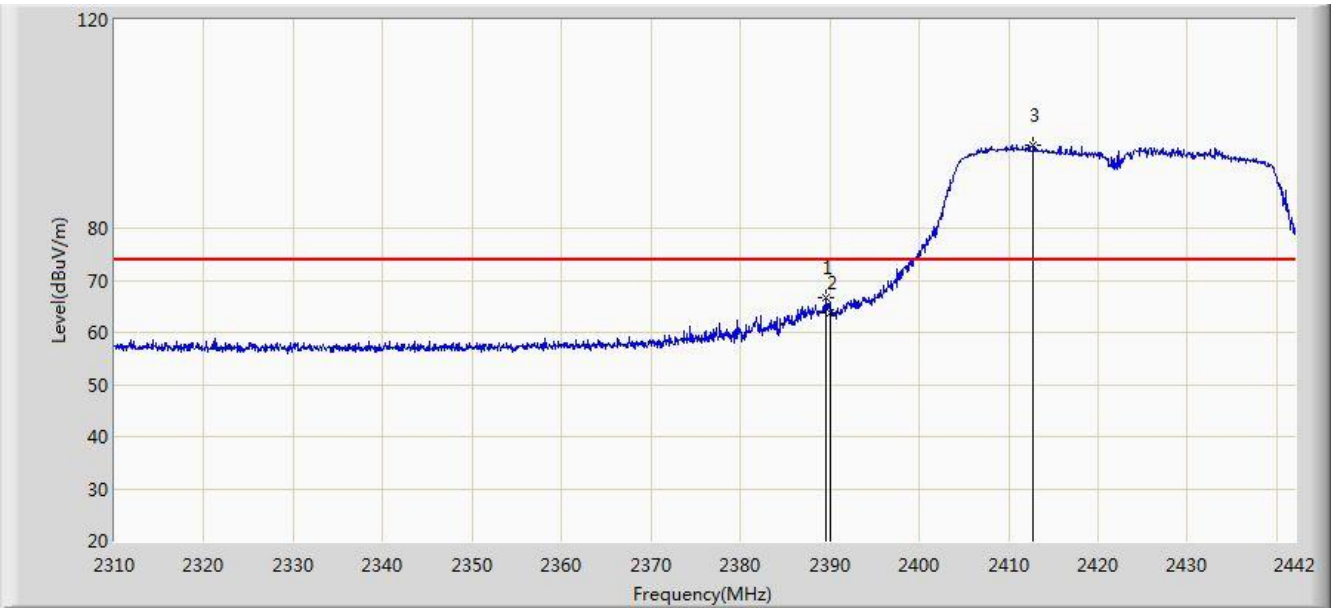


| No | Flag | Mark | Frequency (MHz) | Measure Level (dBuV/m) | Reading Level (dBuV) | Over Limit (dB) | Limit (dBuV/m) | Factor (dB) | Type |
|---|---|---|---|---|---|---|---|---|---|
| 1 | | | 2389.596 | 66.629 | 35.426 | -7.371 | 74.000 | 31.204 | PK |
| 2 | | | 2390.000 | 63.799 | 32.596 | -10.201 | 74.000 | 31.203 | PK |
| 3 | | * | 2412.762 | 95.953 | 64.785 | N/A | N/A | 31.168 | PK |

Note: Measure Level (dBμV/m) = Reading Level (dBμV) + Factor (dB)

Factor (dB) = Cable Loss (dB) + Antenna Factor (dB/m).

| | |
|---|---|
| Site: AC 1 | Time: 2015/07/04 - 05:23 |
| Limit: FCC_Part15.209_RE(3m) | Engineer: Peak Wang |
| Probe: BBHA9120D_1-18GHz | Polarity: Vertical |
| EUT: 2x2 dual band 802.11ac indoor AP | Power: AC 120V/60Hz |
| Test Mode: Transmit by 802.11n-HT40 at channel 2422MHz Ant 2 | |

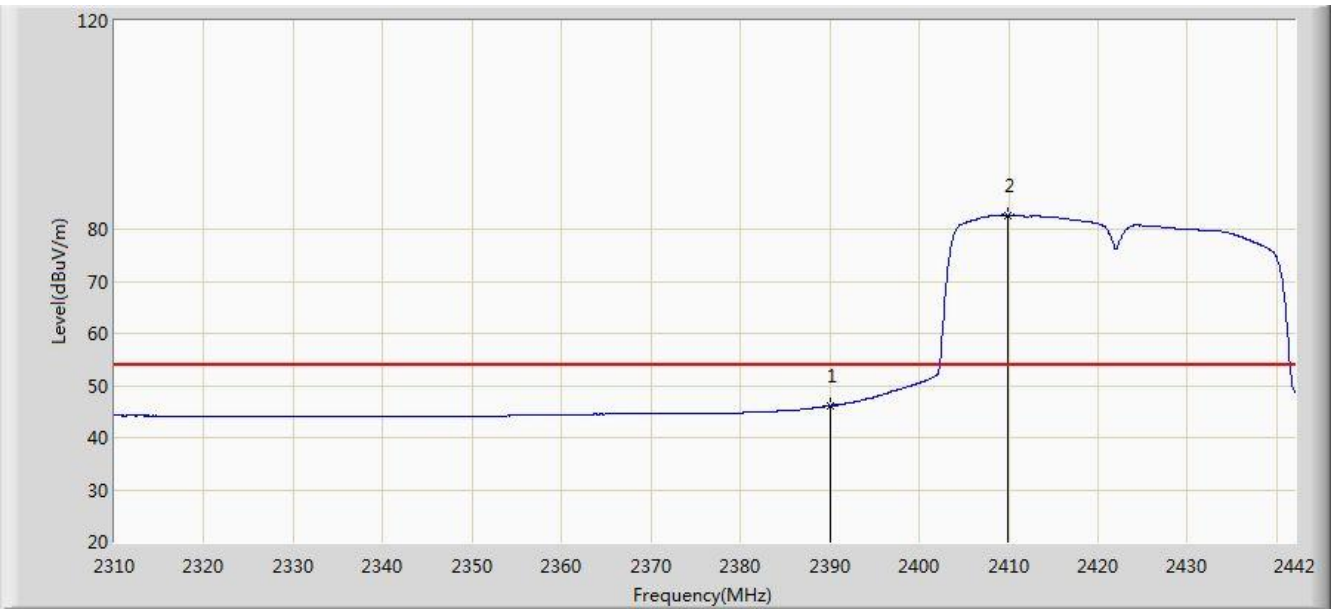


| No | Flag | Mark | Frequency (MHz) | Measure Level (dBuV/m) | Reading Level (dBuV) | Over Limit (dB) | Limit (dBuV/m) | Factor (dB) | Type |
|---|---|---|---|---|---|---|---|---|---|
| 1 | | | 2390.000 | 46.120 | 14.917 | -7.880 | 54.000 | 31.203 | AV |
| 2 | | * | 2409.924 | 82.707 | 51.534 | N/A | N/A | 31.173 | AV |

Note: Measure Level (dBµV/m) = Reading Level (dBµV) + Factor (dB)

Factor (dB) = Cable Loss (dB) + Antenna Factor (dB/m).

| | |
|---|---|
| Site: AC 1 | Time: 2015/07/12 - 18:27 |
| Limit: FCC_Part15.209_RE(3m) | Engineer: Peak Wang |
| Probe: BBHA9120D_1-18GHz | Polarity: Horizontal |
| EUT: 2x2 dual band 802.11ac indoor AP | Power: AC 120V/60Hz |
| Test Mode: Transmit by 802.11n-HT40 at channel 2452MHz Ant 2 | |

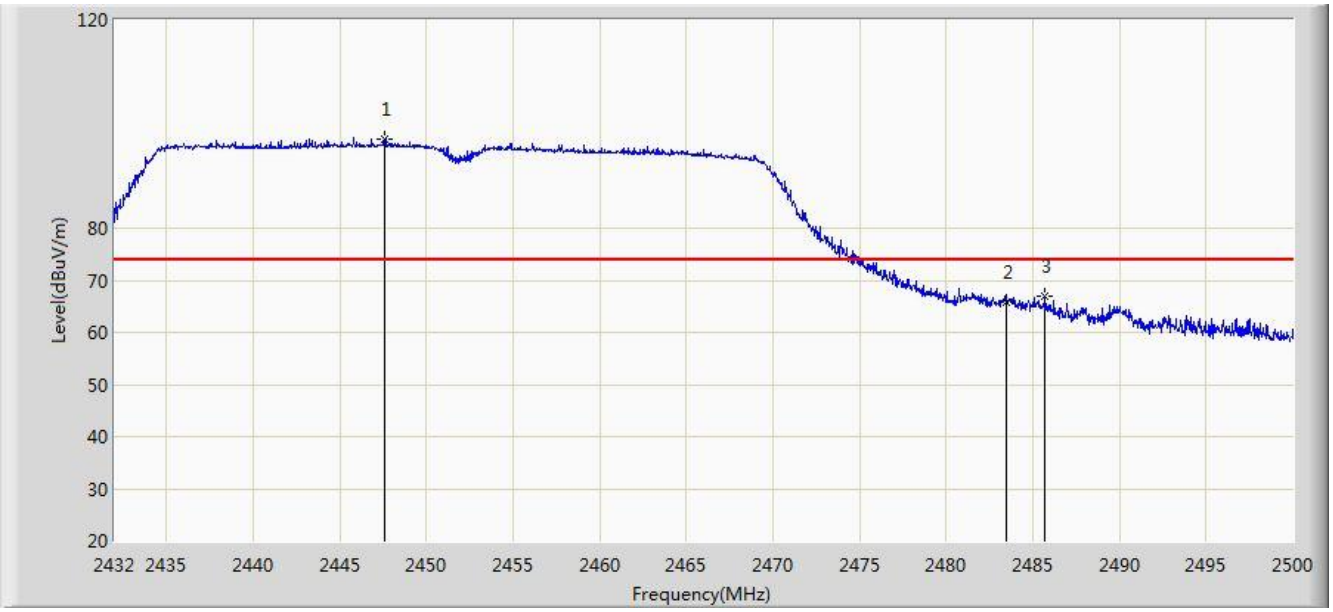


| No | Flag | Mark | Frequency (MHz) | Measure Level (dBuV/m) | Reading Level (dBuV) | Over Limit (dB) | Limit (dBuV/m) | Factor (dB) | Type |
|---|---|---|---|---|---|---|---|---|---|
| 1 | | * | 2447.572 | 97.075 | 65.965 | N/A | N/A | 31.109 | PK |
| 2 | | | 2483.500 | 65.766 | 34.573 | -8.234 | 74.000 | 31.194 | PK |
| 3 | | | 2485.720 | 67.064 | 35.865 | -6.936 | 74.000 | 31.200 | PK |

Note: Measure Level (dBµV/m) = Reading Level (dBµV) + Factor (dB)

Factor (dB) = Cable Loss (dB) + Antenna Factor (dB/m).

| | |
|---|---|
| Site: AC 1 | Time: 2015/07/04 - 05:27 |
| Limit: FCC_Part15.209_RE(3m) | Engineer: Peak Wang |
| Probe: BBHA9120D_1-18GHz | Polarity: Horizontal |
| EUT: 2x2 dual band 802.11ac indoor AP | Power: AC 120V/60Hz |
| Test Mode: Transmit by 802.11n-HT40 at channel 2452MHz Ant 2 | |

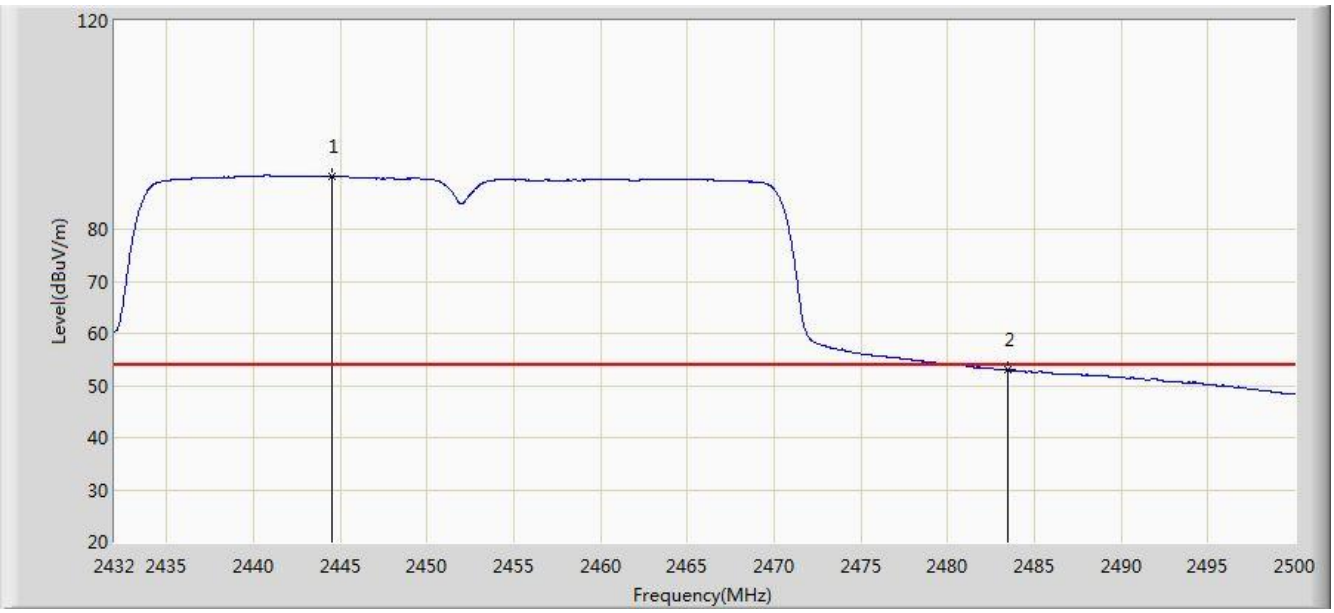


| No | Flag | Mark | Frequency (MHz) | Measure Level (dBuV/m) | Reading Level (dBuV) | Over Limit (dB) | Limit (dBuV/m) | Factor (dB) | Type |
|---|---|---|---|---|---|---|---|---|---|
| 1 | | * | 2444.546 | 90.104 | 58.994 | N/A | N/A | 31.110 | AV |
| 2 | | | 2483.500 | 52.916 | 21.723 | -1.084 | 54.000 | 31.194 | AV |

Note: Measure Level (dBµV/m) = Reading Level (dBµV) + Factor (dB)

Factor (dB) = Cable Loss (dB) + Antenna Factor (dB/m).

| | |
|---|---|
| Site: AC 1 | Time: 2015/07/04 - 05:29 |
| Limit: FCC_Part15.209_RE(3m) | Engineer: Peak Wang |
| Probe: BBHA9120D_1-18GHz | Polarity: Vertical |
| EUT: 2x2 dual band 802.11ac indoor AP | Power: AC 120V/60Hz |
| Test Mode: Transmit by 802.11n-HT40 at channel 2452MHz Ant 2 | |

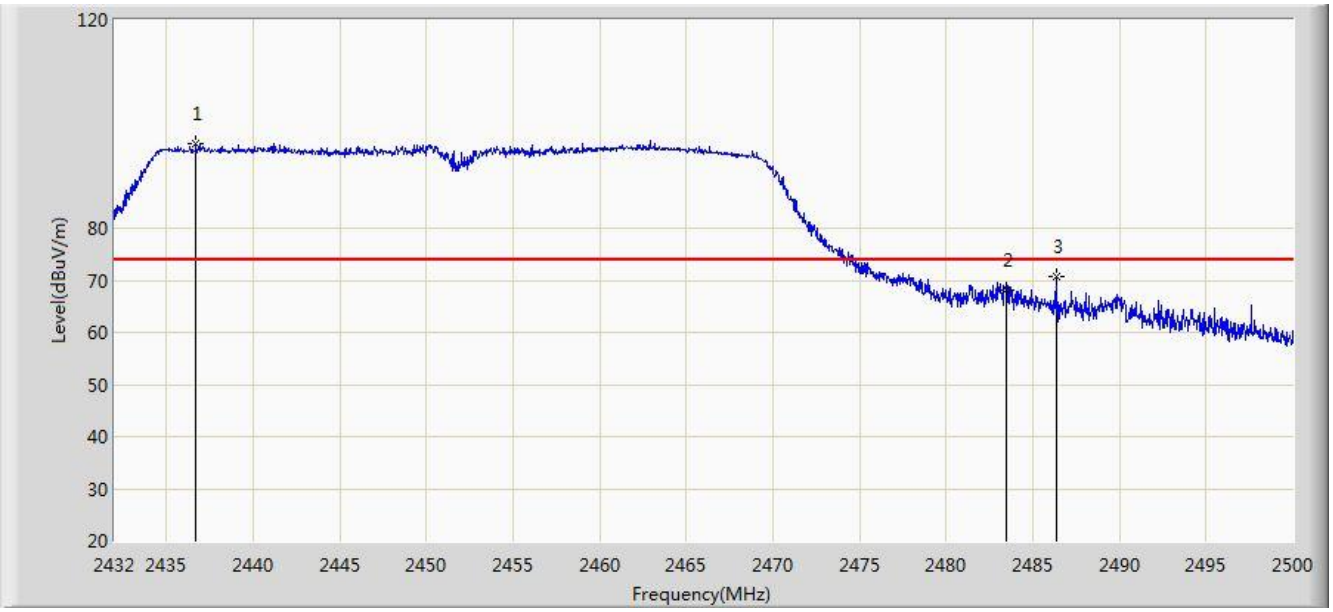


| No | Flag | Mark | Frequency (MHz) | Measure Level (dBuV/m) | Reading Level (dBuV) | Over Limit (dB) | Limit (dBuV/m) | Factor (dB) | Type |
|---|---|---|---|---|---|---|---|---|---|
| 1 | | * | 2436.692 | 96.353 | 65.228 | N/A | N/A | 31.125 | PK |
| 2 | | | 2483.500 | 68.256 | 37.063 | -5.744 | 74.000 | 31.194 | PK |
| 3 | | | 2486.332 | 70.831 | 39.630 | -3.169 | 74.000 | 31.201 | PK |

Note: Measure Level (dBμV/m) = Reading Level (dBμV) + Factor (dB)

Factor (dB) = Cable Loss (dB) + Antenna Factor (dB/m).

| | |
|---|---|
| Site: AC 1 | Time: 2015/07/04 - 05:31 |
| Limit: FCC_Part15.209_RE(3m) | Engineer: Peak Wang |
| Probe: BBHA9120D_1-18GHz | Polarity: Vertical |
| EUT: 2x2 dual band 802.11ac indoor AP | Power: AC 120V/60Hz |
| Test Mode: Transmit by 802.11n-HT40 at channel 2452MHz Ant 2 | |

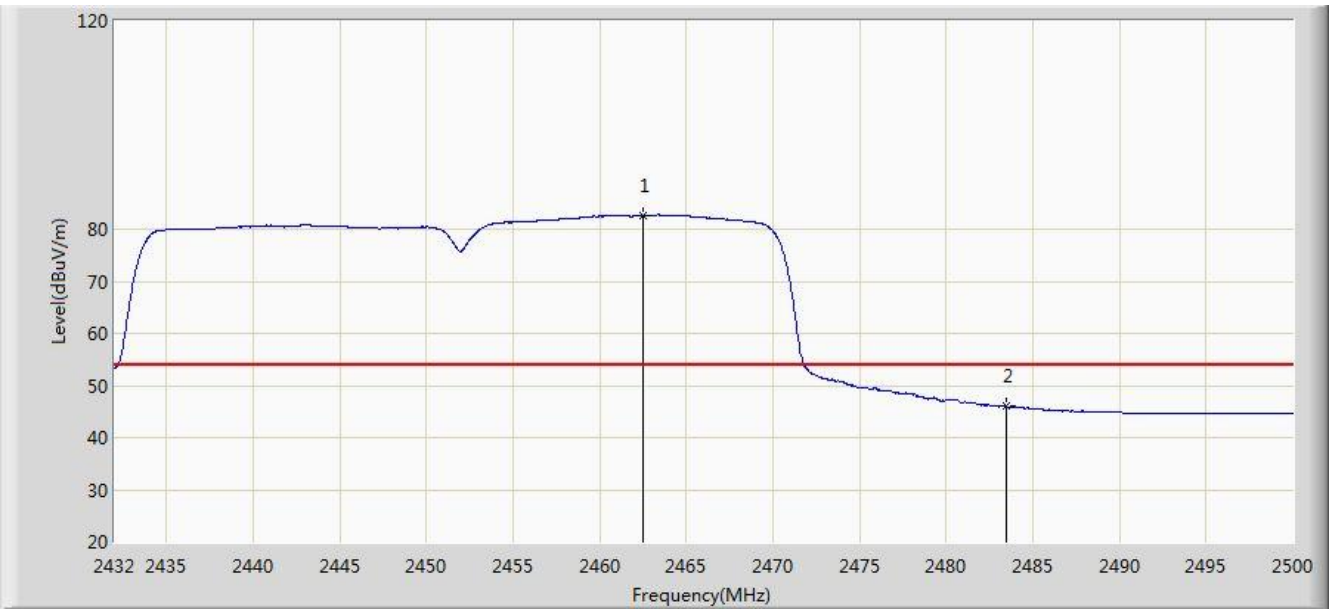


| No | Flag | Mark | Frequency (MHz) | Measure Level (dBuV/m) | Reading Level (dBuV) | Over Limit (dB) | Limit (dBuV/m) | Factor (dB) | Type |
|---|---|---|---|---|---|---|---|---|---|
| 1 | | * | 2462.532 | 82.630 | 51.494 | N/A | N/A | 31.137 | AV |
| 2 | | | 2483.500 | 45.948 | 14.755 | -8.052 | 54.000 | 31.194 | AV |

Note: Measure Level (dBµV/m) = Reading Level (dBµV) + Factor (dB)

Factor (dB) = Cable Loss (dB) + Antenna Factor (dB/m).

| | |
|---|---|
| Site: AC 1 | Time: 2015/07/04 - 05:33 |
| Limit: FCC_Part15.209_RE(3m) | Engineer: Peak Wang |
| Probe: BBHA9120D_1-18GHz | Polarity: Horizontal |
| EUT: 2x2 dual band 802.11ac indoor AP | Power: AC 120V/60Hz |
| Test Mode: Transmit by 802.11b at channel 2412MHz Ant 1+2 | |

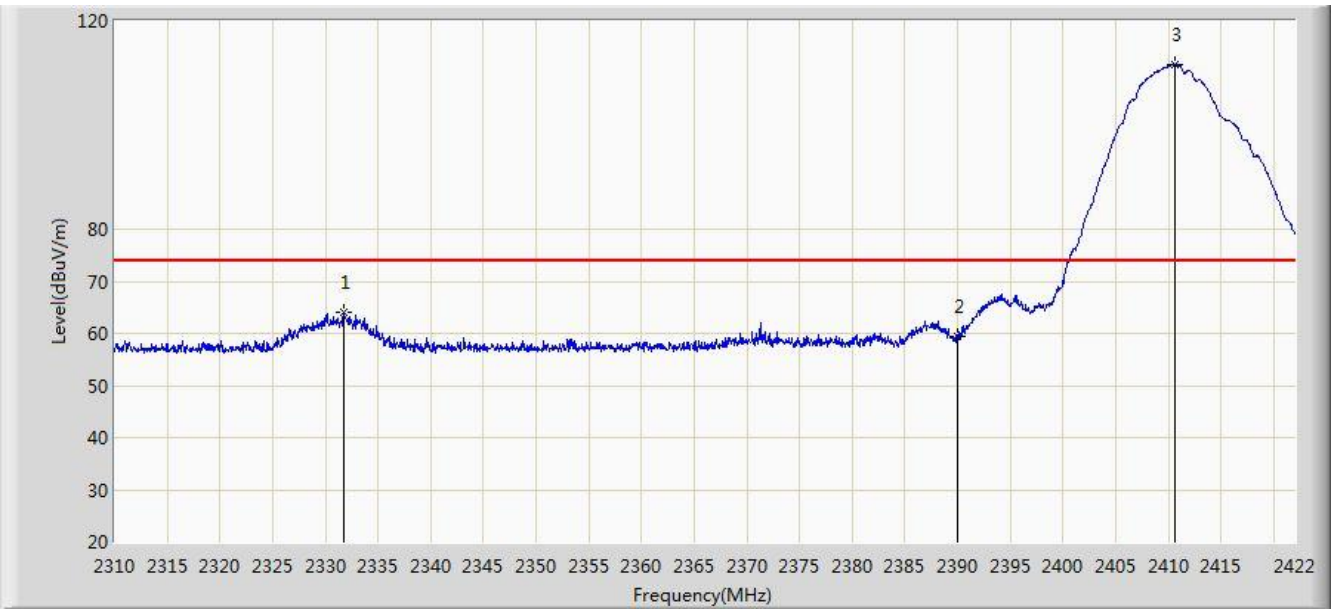


| No | Flag | Mark | Frequency (MHz) | Measure Level (dBuV/m) | Reading Level (dBuV) | Over Limit (dB) | Limit (dBuV/m) | Factor (dB) | Type |
|---|---|---|---|---|---|---|---|---|---|
| 1 | | | 2331.728 | 63.931 | 32.563 | -10.069 | 74.000 | 31.368 | PK |
| 2 | | | 2390.000 | 59.546 | 28.343 | -14.454 | 74.000 | 31.203 | PK |
| 3 | | * | 2410.632 | 111.486 | 80.314 | N/A | N/A | 31.172 | PK |

Note: Measure Level (dBµV/m) = Reading Level (dBµV) + Factor (dB)

Factor (dB) = Cable Loss (dB) + Antenna Factor (dB/m).

| | |
|---|---|
| Site: AC 1 | Time: 2015/07/04 - 05:34 |
| Limit: FCC_Part15.209_RE(3m) | Engineer: Peak Wang |
| Probe: BBHA9120D_1-18GHz | Polarity: Horizontal |
| EUT: 2x2 dual band 802.11ac indoor AP | Power: AC 120V/60Hz |
| Test Mode: Transmit by 802.11b at channel 2412MHz Ant 1+2 | |

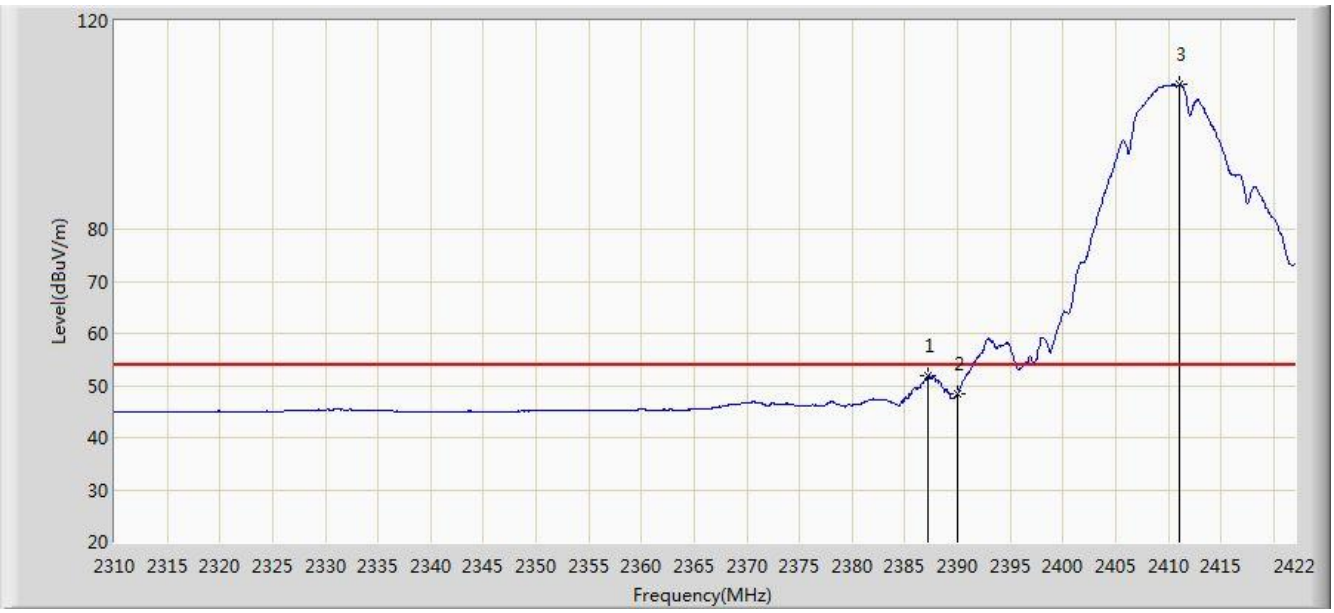


| No | Flag | Mark | Frequency (MHz) | Measure Level (dBuV/m) | Reading Level (dBuV) | Over Limit (dB) | Limit (dBuV/m) | Factor (dB) | Type |
|---|---|---|---|---|---|---|---|---|---|
| 1 | | | 2387.224 | 51.927 | 20.719 | -2.073 | 54.000 | 31.208 | AV |
| 2 | | | 2390.000 | 48.308 | 17.105 | -5.692 | 54.000 | 31.203 | AV |
| 3 | | * | 2411.080 | 107.800 | 76.629 | N/A | N/A | 31.171 | AV |

Note: Measure Level (dBμV/m) = Reading Level (dBμV) + Factor (dB)

Factor (dB) = Cable Loss (dB) + Antenna Factor (dB/m).

| | |
|---|---|
| Site: AC 1 | Time: 2015/07/04 - 05:35 |
| Limit: FCC_Part15.209_RE(3m) | Engineer: Peak Wang |
| Probe: BBHA9120D_1-18GHz | Polarity: Vertical |
| EUT: 2x2 dual band 802.11ac indoor AP | Power: AC 120V/60Hz |
| Test Mode: Transmit by 802.11b at channel 2412MHz Ant 1+2 | |

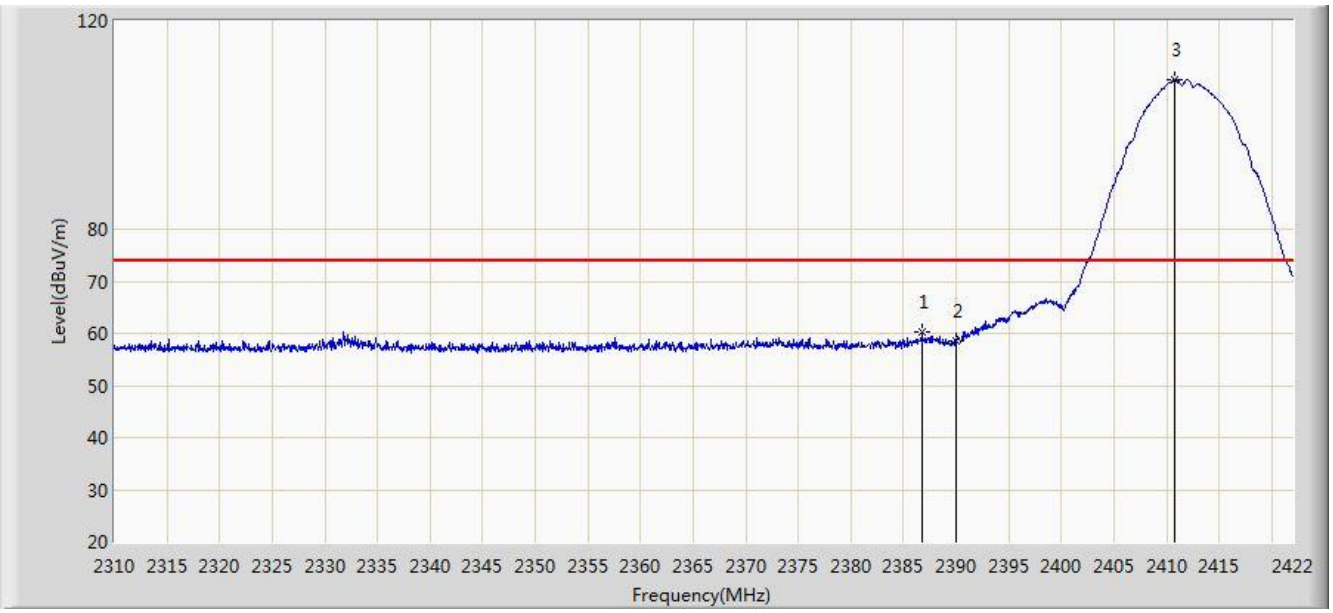


| No | Flag | Mark | Frequency (MHz) | Measure Level (dBuV/m) | Reading Level (dBuV) | Over Limit (dB) | Limit (dBuV/m) | Factor (dB) | Type |
|---|---|---|---|---|---|---|---|---|---|
| 1 | | | 2386.776 | 60.202 | 28.993 | -13.798 | 74.000 | 31.208 | PK |
| 2 | | | 2390.000 | 58.471 | 27.268 | -15.529 | 74.000 | 31.203 | PK |
| 3 | | * | 2410.800 | 108.620 | 77.448 | N/A | N/A | 31.172 | PK |

Note: Measure Level (dBμV/m) = Reading Level (dBμV) + Factor (dB)

Factor (dB) = Cable Loss (dB) + Antenna Factor (dB/m).

| | |
|---|---|
| Site: AC 1 | Time: 2015/07/04 - 05:38 |
| Limit: FCC_Part15.209_RE(3m) | Engineer: Peak Wang |
| Probe: BBHA9120D_1-18GHz | Polarity: Vertical |
| EUT: 2x2 dual band 802.11ac indoor AP | Power: AC 120V/60Hz |
| Test Mode: Transmit by 802.11b at channel 2412MHz Ant 1+2 | |

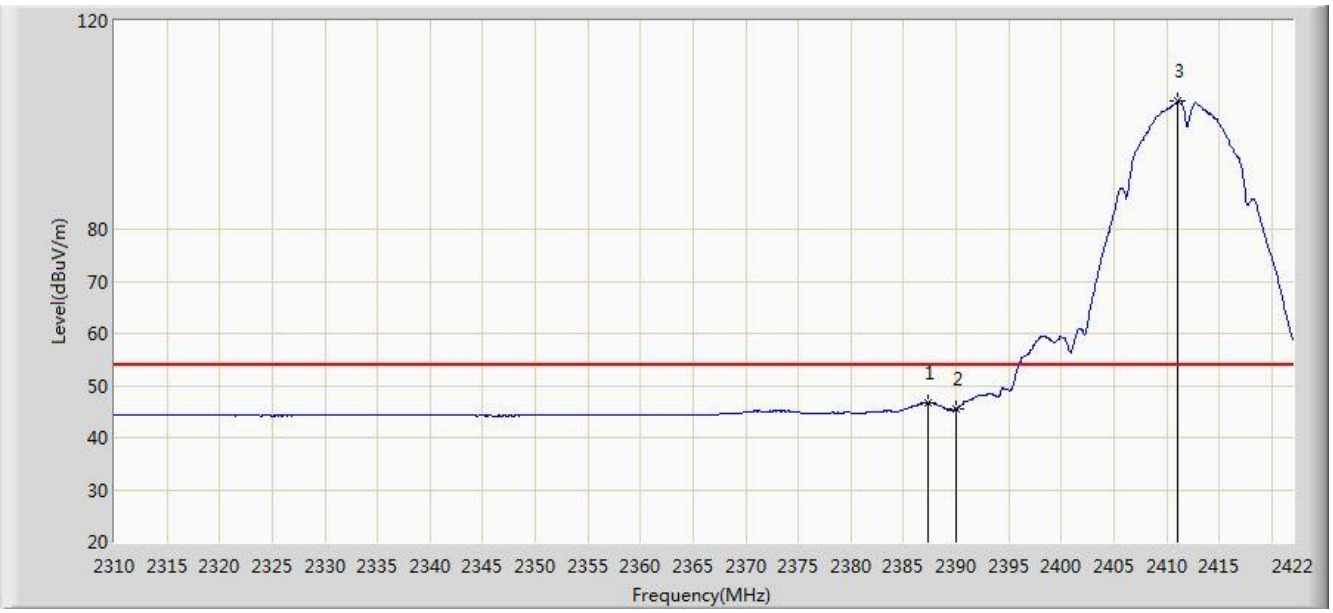


| No | Flag | Mark | Frequency (MHz) | Measure Level (dBuV/m) | Reading Level (dBuV) | Over Limit (dB) | Limit (dBuV/m) | Factor (dB) | Type |
|---|---|---|---|---|---|---|---|---|---|
| 1 | | | 2387.280 | 46.658 | 15.450 | -7.342 | 54.000 | 31.208 | AV |
| 2 | | | 2390.000 | 45.524 | 14.321 | -8.476 | 54.000 | 31.203 | AV |
| 3 | | * | 2411.080 | 104.656 | 73.485 | N/A | N/A | 31.171 | AV |

Note: Measure Level (dBµV/m) = Reading Level (dBµV) + Factor (dB)

Factor (dB) = Cable Loss (dB) + Antenna Factor (dB/m).

| | |
|---|---|
| Site: AC 1 | Time: 2015/07/04 - 05:39 |
| Limit: FCC_Part15.209_RE(3m) | Engineer: Peak Wang |
| Probe: BBHA9120D_1-18GHz | Polarity: Horizontal |
| EUT: 2x2 dual band 802.11ac indoor AP | Power: AC 120V/60Hz |
| Test Mode: Transmit by 802.11b at channel 2462MHz Ant 1+2 | |

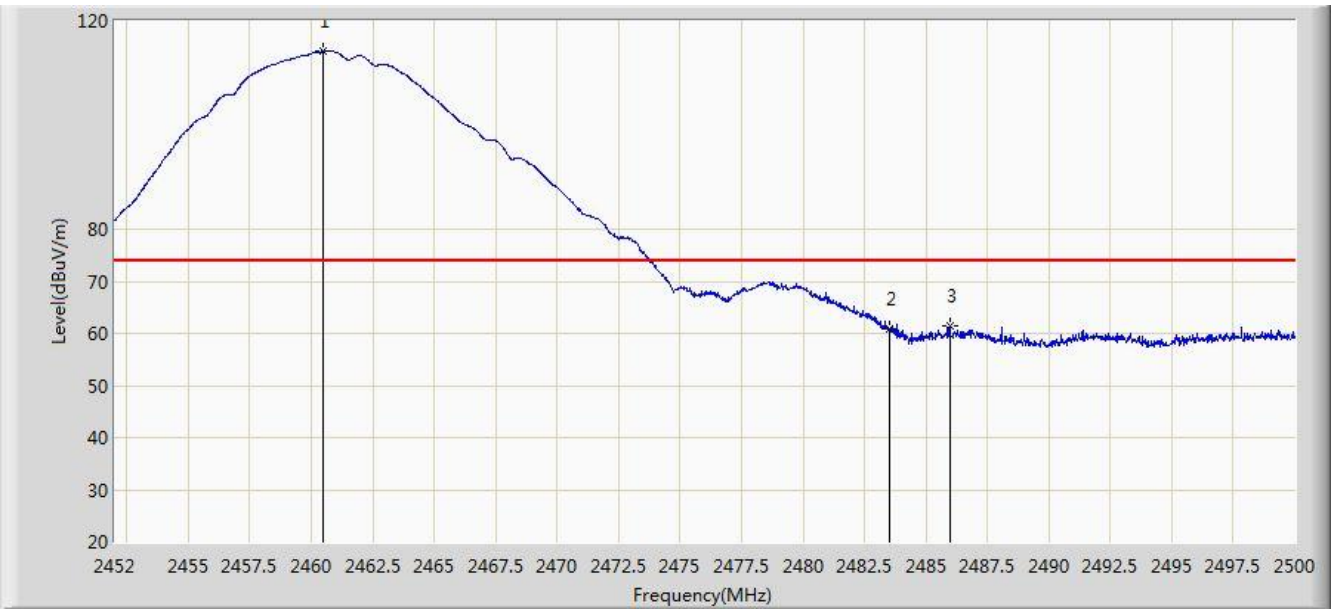


| No | Flag | Mark | Frequency (MHz) | Measure Level (dBuV/m) | Reading Level (dBuV) | Over Limit (dB) | Limit (dBuV/m) | Factor (dB) | Type |
|---|---|---|---|---|---|---|---|---|---|
| 1 | | * | 2460.496 | 114.112 | 82.979 | N/A | N/A | 31.133 | PK |
| 2 | | | 2483.500 | 60.788 | 29.595 | -13.212 | 74.000 | 31.194 | PK |
| 3 | | | 2485.984 | 61.586 | 30.386 | -12.414 | 74.000 | 31.200 | PK |

Note: Measure Level (dBμV/m) = Reading Level (dBμV) + Factor (dB)

Factor (dB) = Cable Loss (dB) + Antenna Factor (dB/m).

| | |
|---|---|
| Site: AC 1 | Time: 2015/07/04 - 05:41 |
| Limit: FCC_Part15.209_RE(3m) | Engineer: Peak Wang |
| Probe: BBHA9120D_1-18GHz | Polarity: Horizontal |
| EUT: 2x2 dual band 802.11ac indoor AP | Power: AC 120V/60Hz |
| Test Mode: Transmit by 802.11b at channel 2462MHz Ant 1+2 | |

| No | Flag | Mark | Frequency (MHz) | Measure Level (dBuV/m) | Reading Level (dBuV) | Over Limit (dB) | Limit (dBuV/m) | Factor (dB) | Type |
|---|---|---|---|---|---|---|---|---|---|
| 1 | X | * | 2461.312 | 110.547 | 79.413 | N/A | N/A | 31.134 | AV |
| 2 | | | 2483.500 | 51.412 | 20.219 | -2.588 | 54.000 | 31.194 | AV |

Note: Measure Level (dBµV/m) = Reading Level (dBµV) + Factor (dB)

Factor (dB) = Cable Loss (dB) + Antenna Factor (dB/m).

| | |
|---|---|
| Site: AC 1 | Time: 2015/07/04 - 05:42 |
| Limit: FCC_Part15.209_RE(3m) | Engineer: Peak Wang |
| Probe: BBHA9120D_1-18GHz | Polarity: Vertical |
| EUT: 2x2 dual band 802.11ac indoor AP | Power: AC 120V/60Hz |
| Test Mode: Transmit by 802.11b at channel 2462MHz Ant 1+2 | |

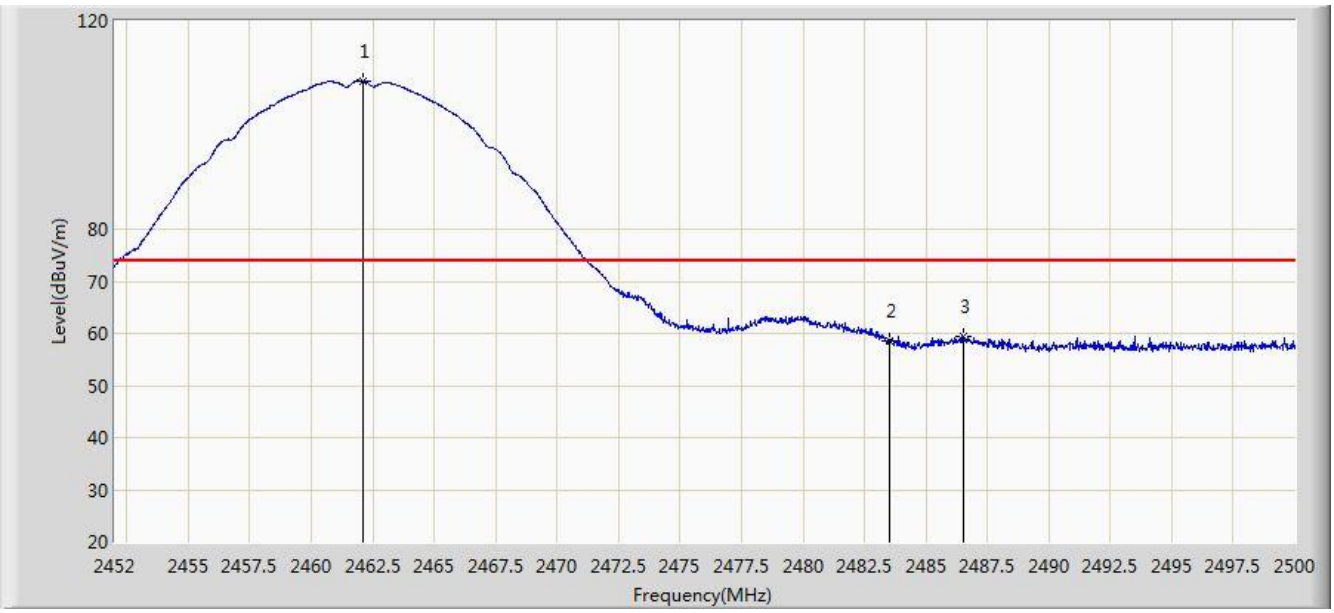


| No | Flag | Mark | Frequency (MHz) | Measure Level (dBuV/m) | Reading Level (dBuV) | Over Limit (dB) | Limit (dBuV/m) | Factor (dB) | Type |
|---|---|---|---|---|---|---|---|---|---|
| 1 | | * | 2462.128 | 108.404 | 77.268 | N/A | N/A | 31.135 | PK |
| 2 | | | 2483.500 | 58.550 | 27.357 | -15.450 | 74.000 | 31.194 | PK |
| 3 | | | 2486.536 | 59.321 | 28.120 | -14.679 | 74.000 | 31.201 | PK |

Note: Measure Level (dBμV/m) = Reading Level (dBμV) + Factor (dB)

Factor (dB) = Cable Loss (dB) + Antenna Factor (dB/m).

| | |
|---|---|
| Site: AC 1 | Time: 2015/07/04 - 05:44 |
| Limit: FCC_Part15.209_RE(3m) | Engineer: Peak Wang |
| Probe: BBHA9120D_1-18GHz | Polarity: Vertical |
| EUT: 2x2 dual band 802.11ac indoor AP | Power: AC 120V/60Hz |
| Test Mode: Transmit by 802.11b at channel 2462MHz Ant 1+2 | |

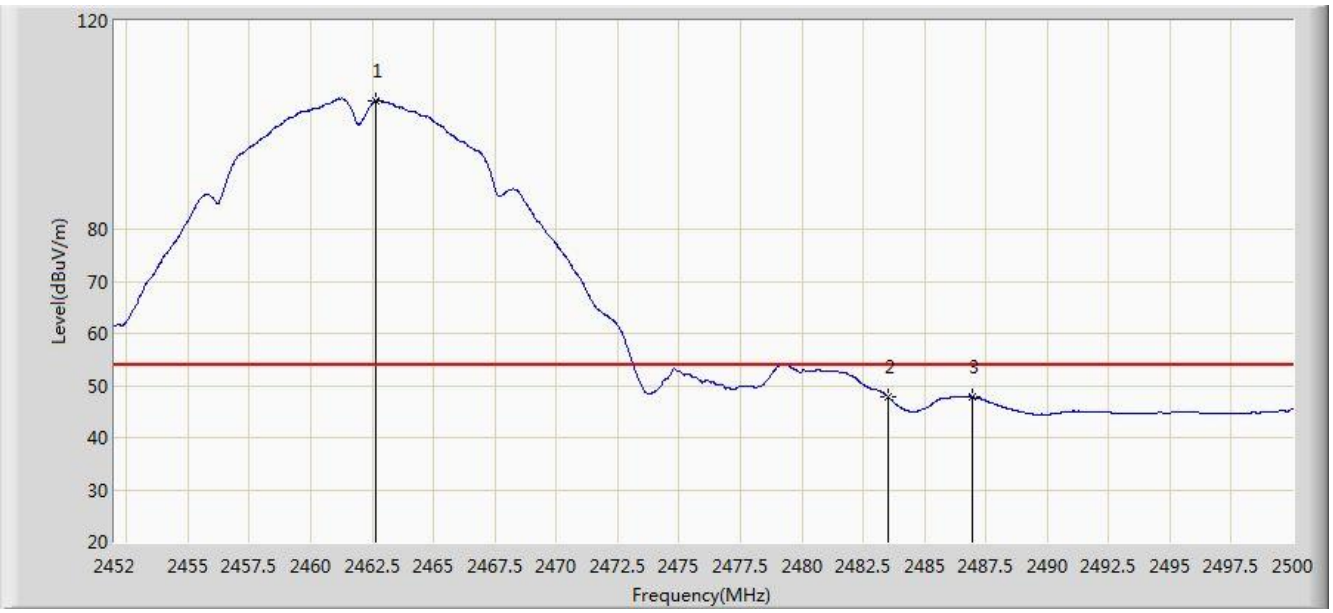


| No | Flag | Mark | Frequency (MHz) | Measure Level (dBuV/m) | Reading Level (dBuV) | Over Limit (dB) | Limit (dBuV/m) | Factor (dB) | Type |
|---|---|---|---|---|---|---|---|---|---|
| 1 | | * | 2462.632 | 104.657 | 73.520 | N/A | N/A | 31.137 | AV |
| 2 | | | 2483.500 | 47.924 | 16.731 | -6.076 | 54.000 | 31.194 | AV |
| 3 | | | 2486.920 | 47.832 | 16.630 | -6.168 | 54.000 | 31.203 | AV |

Note: Measure Level (dBμV/m) = Reading Level (dBμV) + Factor (dB)

Factor (dB) = Cable Loss (dB) + Antenna Factor (dB/m).

| | |
|---|---|
| Site: AC 1 | Time: 2015/07/04 - 05:49 |
| Limit: FCC_Part15.209_RE(3m) | Engineer: Peak Wang |
| Probe: BBHA9120D_1-18GHz | Polarity: Horizontal |
| EUT: 2x2 dual band 802.11ac indoor AP | Power: AC 120V/60Hz |
| Test Mode: Transmit by 802.11g at channel 2412MHz Ant 1+2 | |

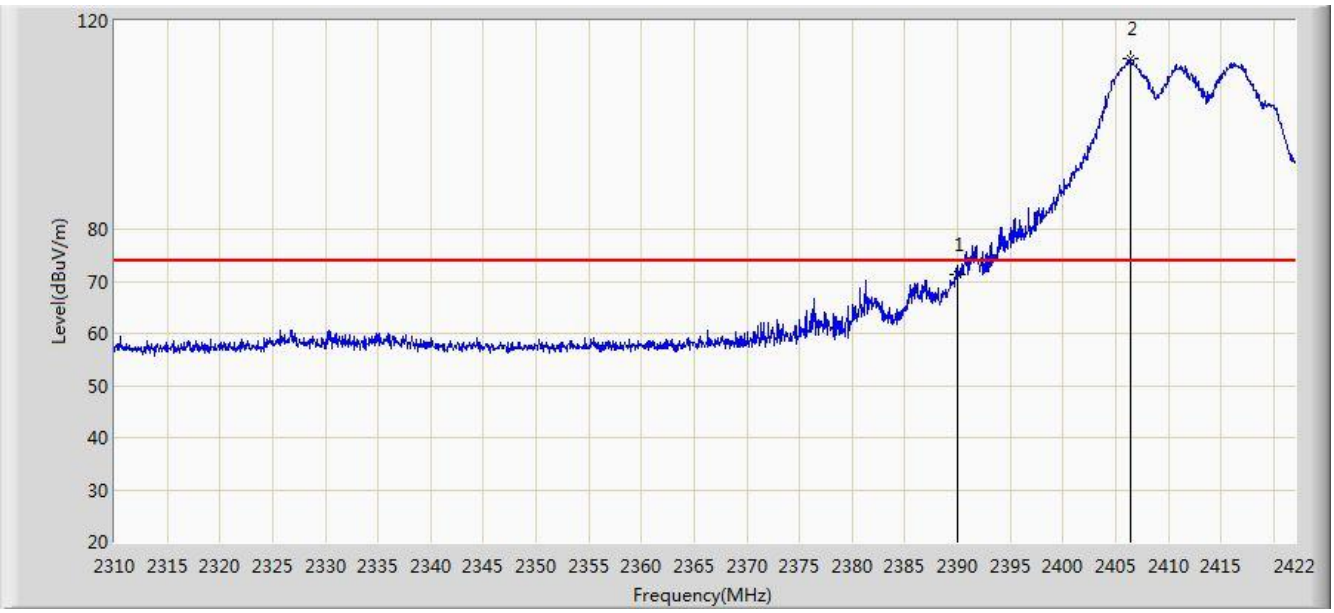


| No | Flag | Mark | Frequency (MHz) | Measure Level (dBuV/m) | Reading Level (dBuV) | Over Limit (dB) | Limit (dBuV/m) | Factor (dB) | Type |
|---|---|---|---|---|---|---|---|---|---|
| 1 | | | 2390.000 | 71.412 | 40.209 | -2.588 | 74.000 | 31.203 | PK |
| 2 | | * | 2406.488 | 112.830 | 81.652 | N/A | N/A | 31.177 | PK |

Note: Measure Level (dBµV/m) = Reading Level (dBµV) + Factor (dB)

Factor (dB) = Cable Loss (dB) + Antenna Factor (dB/m).

| | |
|---|---|
| Site: AC 1 | Time: 2015/07/04 - 05:48 |
| Limit: FCC_Part15.209_RE(3m) | Engineer: Peak Wang |
| Probe: BBHA9120D_1-18GHz | Polarity: Horizontal |
| EUT: 2x2 dual band 802.11ac indoor AP | Power: AC 120V/60Hz |
| Test Mode: Transmit by 802.11g at channel 2412MHz Ant 1+2 | |

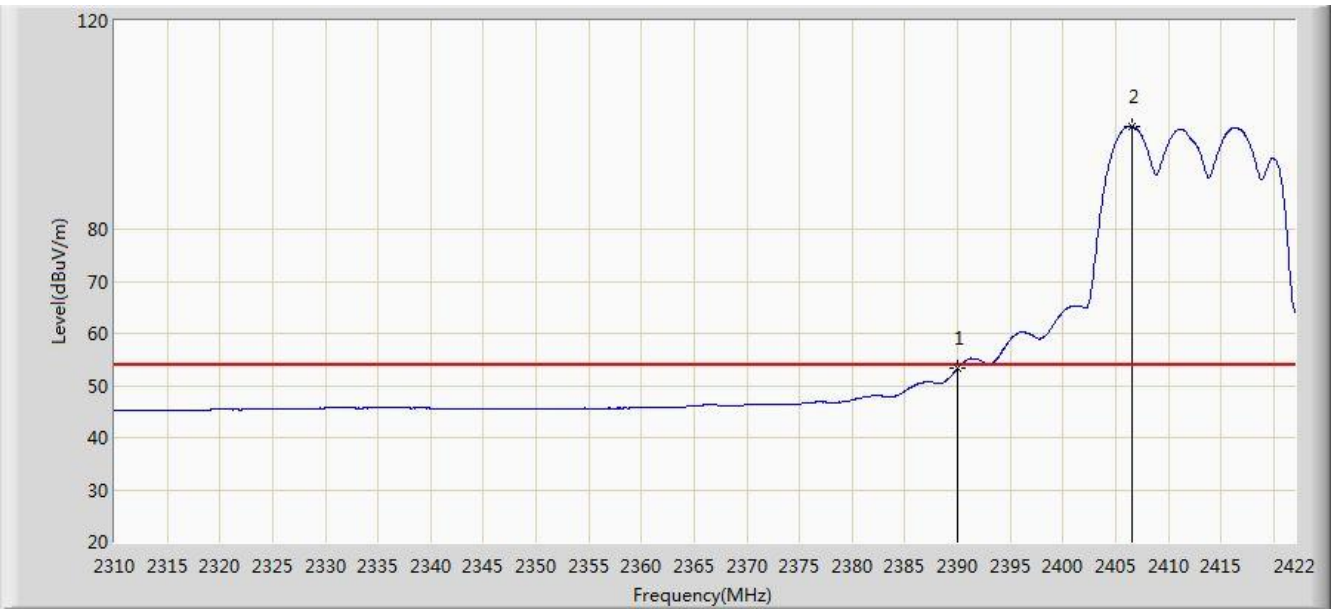


| No | Flag | Mark | Frequency (MHz) | Measure Level (dBuV/m) | Reading Level (dBuV) | Over Limit (dB) | Limit (dBuV/m) | Factor (dB) | Type |
|---|---|---|---|---|---|---|---|---|---|
| 1 | | | 2390.000 | 53.290 | 22.087 | -0.710 | 54.000 | 31.203 | AV |
| 2 | | * | 2406.600 | 99.794 | 68.616 | N/A | N/A | 31.177 | AV |

Note: Measure Level (dBµV/m) = Reading Level (dBµV) + Factor (dB)

Factor (dB) = Cable Loss (dB) + Antenna Factor (dB/m).

| | |
|---|---|
| Site: AC 1 | Time: 2015/07/04 - 05:50 |
| Limit: FCC_Part15.209_RE(3m) | Engineer: Peak Wang |
| Probe: BBHA9120D_1-18GHz | Polarity: Vertical |
| EUT: 2x2 dual band 802.11ac indoor AP | Power: AC 120V/60Hz |
| Test Mode: Transmit by 802.11g at channel 2412MHz Ant 1+2 | |

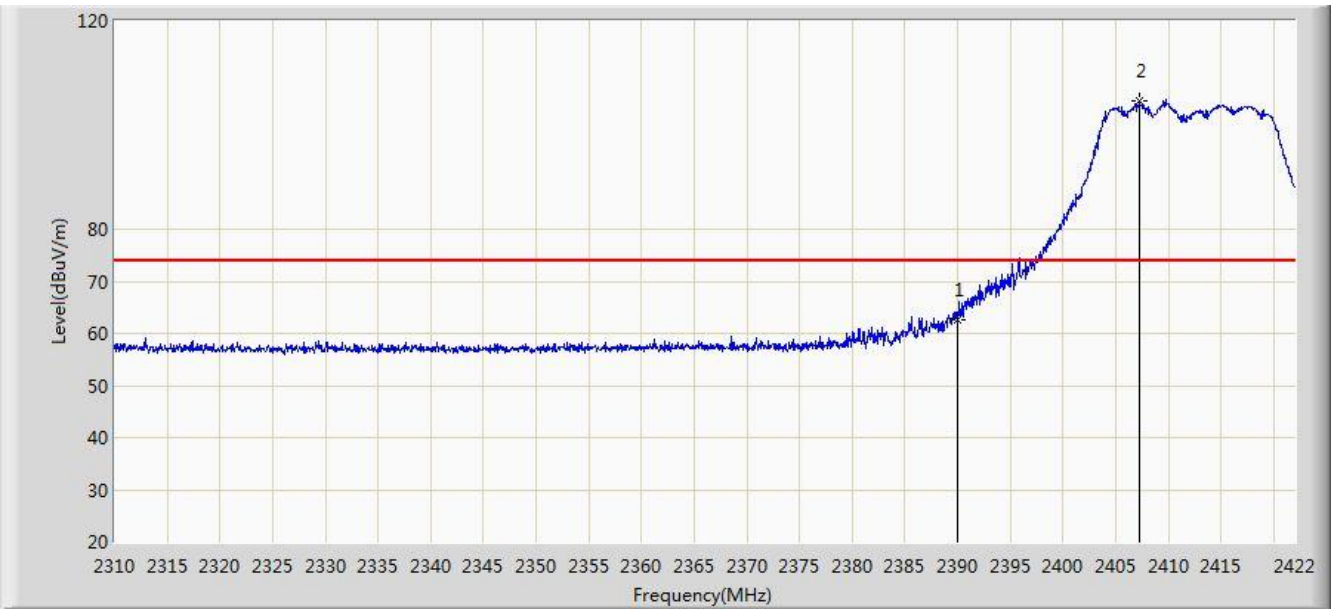


| No | Flag | Mark | Frequency (MHz) | Measure Level (dBuV/m) | Reading Level (dBuV) | Over Limit (dB) | Limit (dBuV/m) | Factor (dB) | Type |
|---|---|---|---|---|---|---|---|---|---|
| 1 | | | 2390.000 | 62.612 | 31.409 | -11.388 | 74.000 | 31.203 | PK |
| 2 | | * | 2407.272 | 104.722 | 73.545 | N/A | N/A | 31.177 | PK |

Note: Measure Level (dBµV/m) = Reading Level (dBµV) + Factor (dB)

Factor (dB) = Cable Loss (dB) + Antenna Factor (dB/m).

| | |
|---|---|
| Site: AC 1 | Time: 2015/07/04 - 05:52 |
| Limit: FCC_Part15.209_RE(3m) | Engineer: Peak Wang |
| Probe: BBHA9120D_1-18GHz | Polarity: Vertical |
| EUT: 2x2 dual band 802.11ac indoor AP | Power: AC 120V/60Hz |
| Test Mode: Transmit by 802.11g at channel 2412MHz Ant 1+2 | |

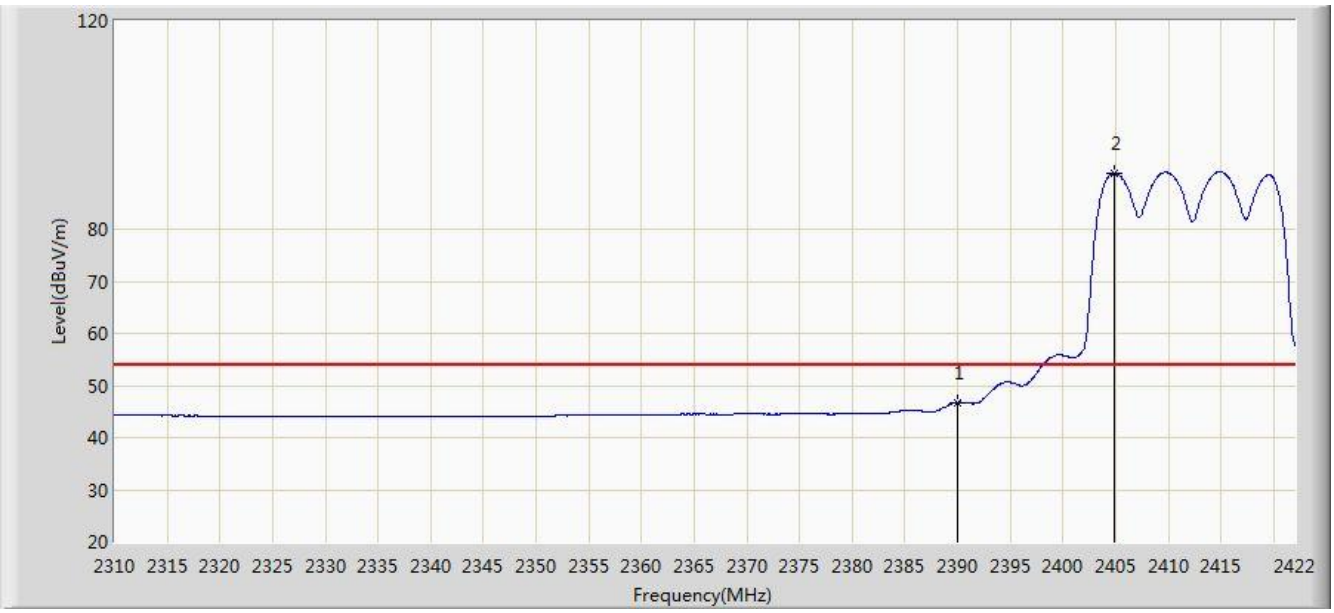


| No | Flag | Mark | Frequency (MHz) | Measure Level (dBuV/m) | Reading Level (dBuV) | Over Limit (dB) | Limit (dBuV/m) | Factor (dB) | Type |
|---|---|---|---|---|---|---|---|---|---|
| 1 | | | 2390.000 | 46.768 | 15.565 | -7.232 | 54.000 | 31.203 | AV |
| 2 | | * | 2404.864 | 90.665 | 59.485 | N/A | N/A | 31.181 | AV |

Note: Measure Level (dBµV/m) = Reading Level (dBµV) + Factor (dB)

Factor (dB) = Cable Loss (dB) + Antenna Factor (dB/m).

| | |
|---|---|
| Site: AC 1 | Time: 2015/07/04 - 05:59 |
| Limit: FCC_Part15.209_RE(3m) | Engineer: Peak Wang |
| Probe: BBHA9120D_1-18GHz | Polarity: Horizontal |
| EUT: 2x2 dual band 802.11ac indoor AP | Power: AC 120V/60Hz |
| Test Mode: Transmit by 802.11g at channel 2462MHz Ant 1+2 | |

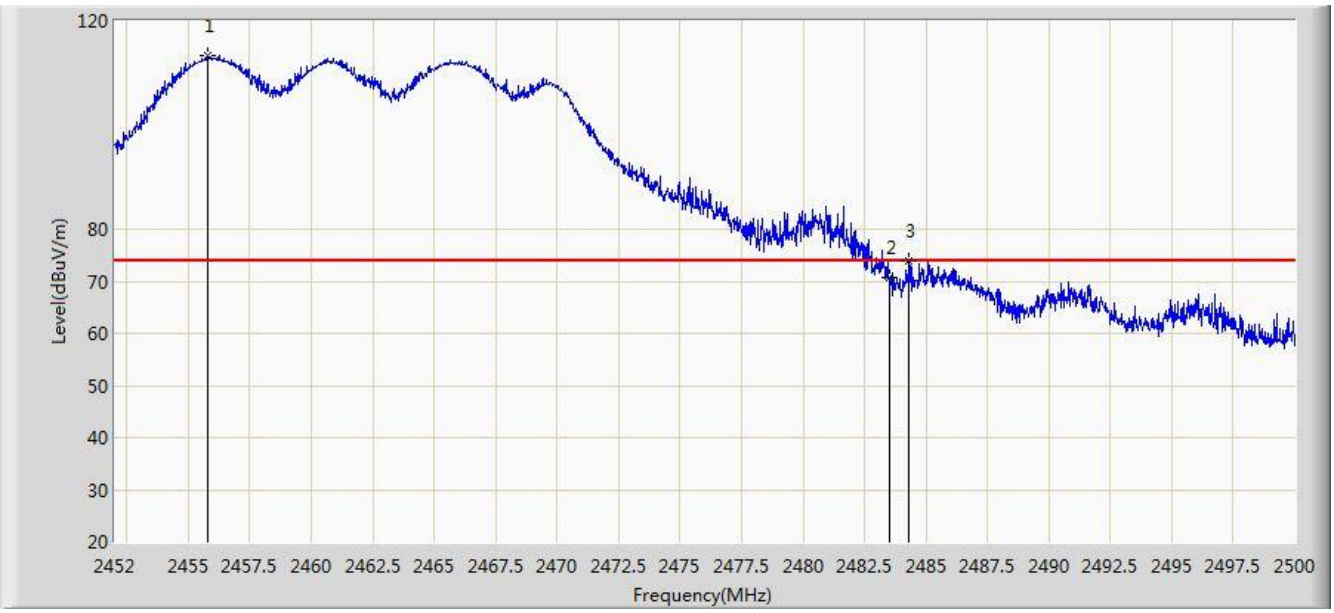


| No | Flag | Mark | Frequency (MHz) | Measure Level (dBuV/m) | Reading Level (dBuV) | Over Limit (dB) | Limit (dBuV/m) | Factor (dB) | Type |
|---|---|---|---|---|---|---|---|---|---|
| 1 | | * | 2455.768 | 113.263 | 82.139 | N/A | N/A | 31.125 | PK |
| 2 | | | 2483.500 | 70.730 | 39.537 | -3.270 | 74.000 | 31.194 | PK |
| 3 | | | 2484.328 | 73.704 | 42.508 | -0.296 | 74.000 | 31.195 | PK |

Note: Measure Level (dBμV/m) = Reading Level (dBμV) + Factor (dB)

Factor (dB) = Cable Loss (dB) + Antenna Factor (dB/m).

| | |
|---|---|
| Site: AC 1 | Time: 2015/07/04 - 05:58 |
| Limit: FCC_Part15.209_RE(3m) | Engineer: Peak Wang |
| Probe: BBHA9120D_1-18GHz | Polarity: Horizontal |
| EUT: 2x2 dual band 802.11ac indoor AP | Power: AC 120V/60Hz |
| Test Mode: Transmit by 802.11g at channel 2462MHz Ant 1+2 | |

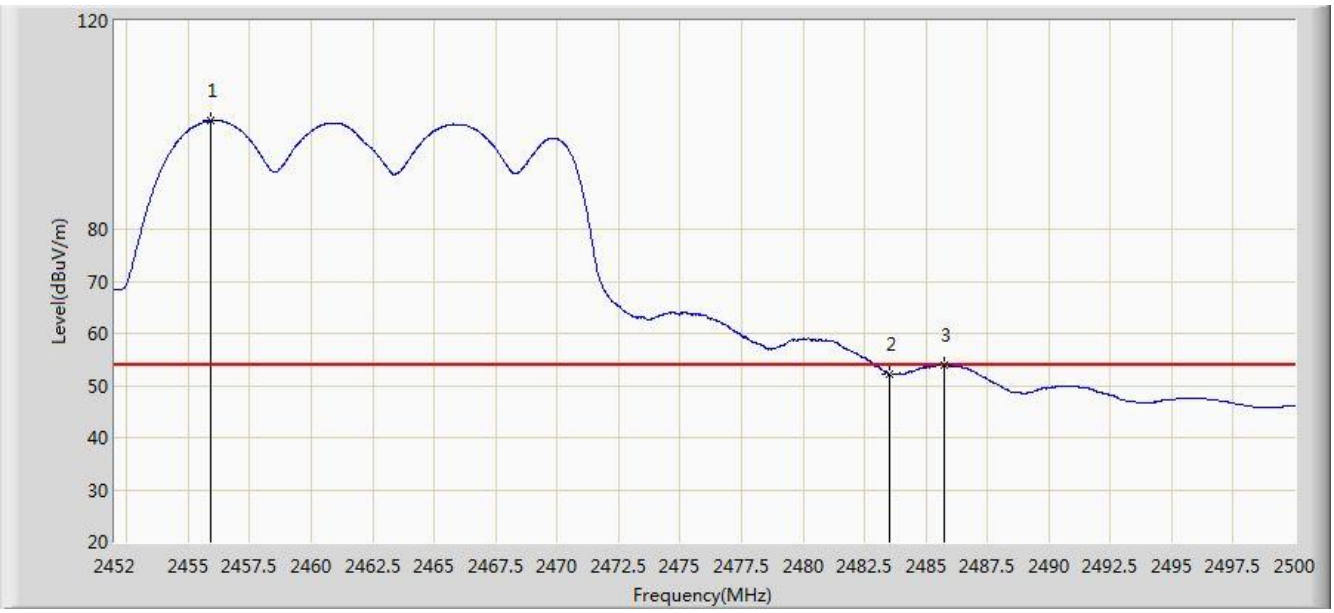


| No | Flag | Mark | Frequency (MHz) | Measure Level (dBuV/m) | Reading Level (dBuV) | Over Limit (dB) | Limit (dBuV/m) | Factor (dB) | Type |
|---|---|---|---|---|---|---|---|---|---|
| 1 | | * | 2455.936 | 100.849 | 69.724 | N/A | N/A | 31.125 | AV |
| 2 | | | 2483.500 | 52.090 | 20.897 | -1.910 | 54.000 | 31.194 | AV |
| 3 | | | 2485.720 | 53.883 | 22.684 | -0.117 | 54.000 | 31.200 | AV |

Note: Measure Level (dBµV/m) = Reading Level (dBµV) + Factor (dB)

Factor (dB) = Cable Loss (dB) + Antenna Factor (dB/m).

| | |
|---|---|
| Site: AC 1 | Time: 2015/07/04 - 06:00 |
| Limit: FCC_Part15.209_RE(3m) | Engineer: Peak Wang |
| Probe: BBHA9120D_1-18GHz | Polarity: Vertical |
| EUT: 2x2 dual band 802.11ac indoor AP | Power: AC 120V/60Hz |
| Test Mode: Transmit by 802.11g at channel 2462MHz Ant 1+2 | |

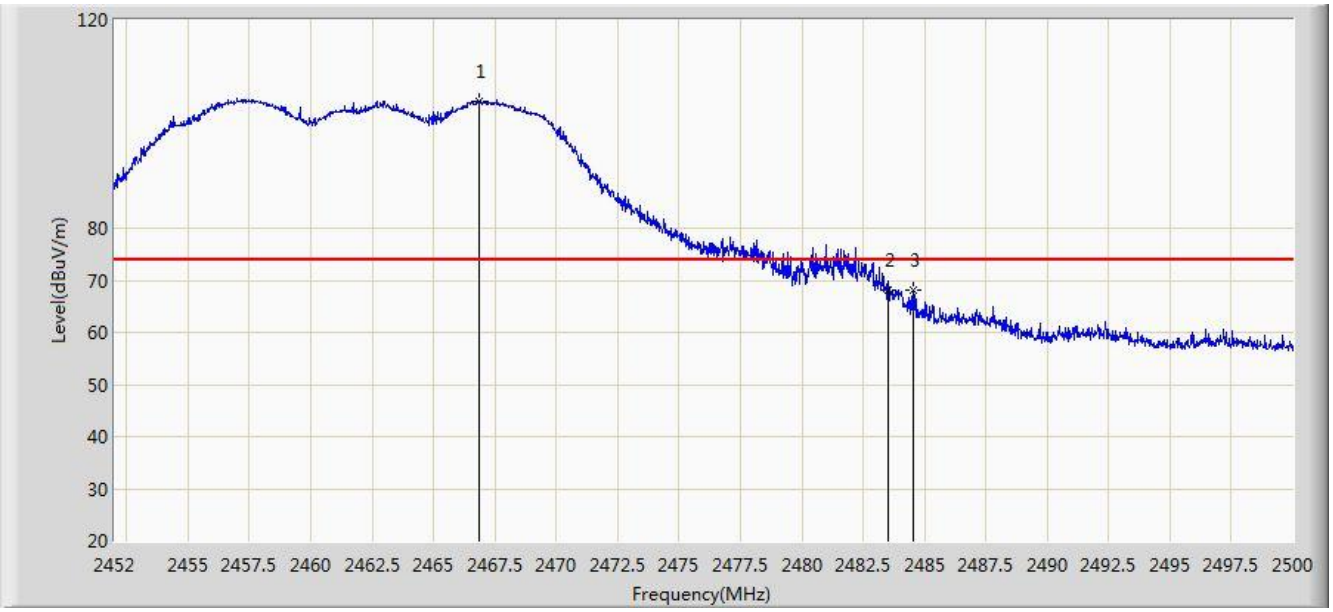


| No | Flag | Mark | Frequency (MHz) | Measure Level (dBuV/m) | Reading Level (dBuV) | Over Limit (dB) | Limit (dBuV/m) | Factor (dB) | Type |
|---|---|---|---|---|---|---|---|---|---|
| 1 | | * | 2466.832 | 104.416 | 73.269 | N/A | N/A | 31.147 | PK |
| 2 | | | 2483.500 | 67.997 | 36.804 | -6.003 | 74.000 | 31.194 | PK |
| 3 | | | 2484.544 | 67.994 | 36.798 | -6.006 | 74.000 | 31.197 | PK |

Note: Measure Level (dBµV/m) = Reading Level (dBµV) + Factor (dB)

Factor (dB) = Cable Loss (dB) + Antenna Factor (dB/m).

| | |
|---|---|
| Site: AC 1 | Time: 2015/07/04 - 06:01 |
| Limit: FCC_Part15.209_RE(3m) | Engineer: Peak Wang |
| Probe: BBHA9120D_1-18GHz | Polarity: Vertical |
| EUT: 2x2 dual band 802.11ac indoor AP | Power: AC 120V/60Hz |
| Test Mode: Transmit by 802.11g at channel 2462MHz Ant 1+2 | |

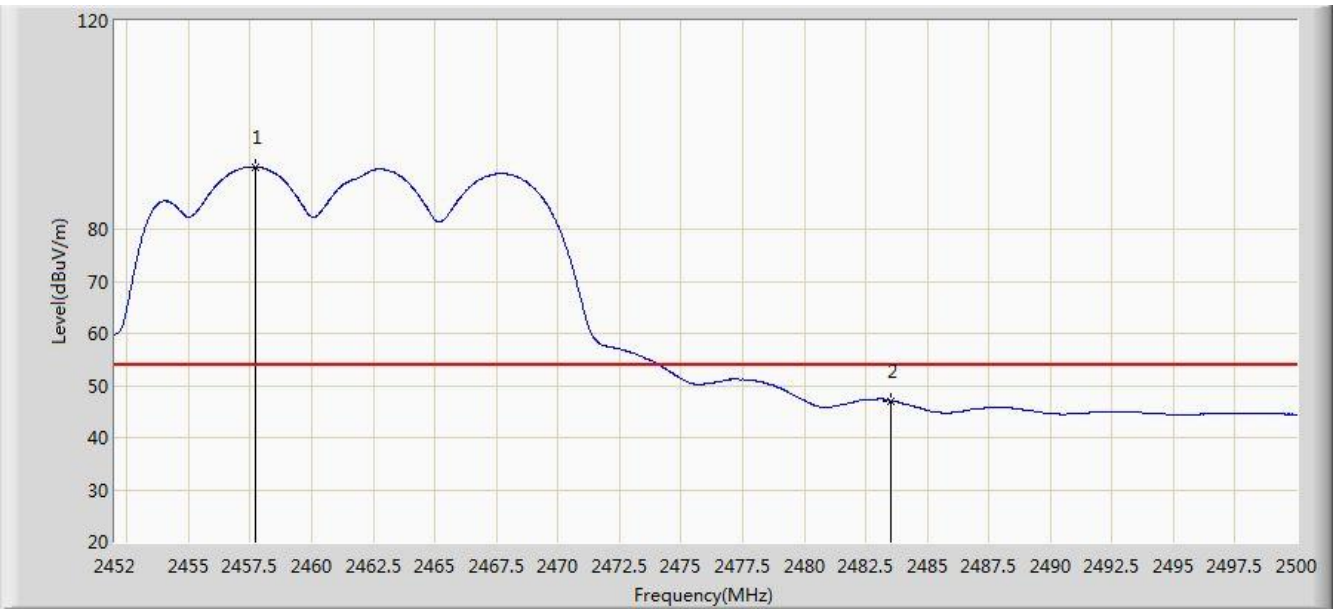


| No | Flag | Mark | Frequency (MHz) | Measure Level (dBuV/m) | Reading Level (dBuV) | Over Limit (dB) | Limit (dBuV/m) | Factor (dB) | Type |
|---|---|---|---|---|---|---|---|---|---|
| 1 | | * | 2457.712 | 91.942 | 60.814 | N/A | N/A | 31.127 | AV |
| 2 | | | 2483.500 | 47.054 | 15.861 | -6.946 | 54.000 | 31.194 | AV |

Note: Measure Level (dBµV/m) = Reading Level (dBµV) + Factor (dB)

Factor (dB) = Cable Loss (dB) + Antenna Factor (dB/m).

| | |
|---|---|
| Site: AC 1 | Time: 2015/07/04 - 07:19 |
| Limit: FCC_Part15.209_RE(3m) | Engineer: Peak Wang |
| Probe: BBHA9120D_1-18GHz | Polarity: Horizontal |
| EUT: 2x2 dual band 802.11ac indoor AP | Power: AC 120V/60Hz |
| Test Mode: Transmit by 802.11n-HT20 at channel 2412MHz Ant 1+2 | |

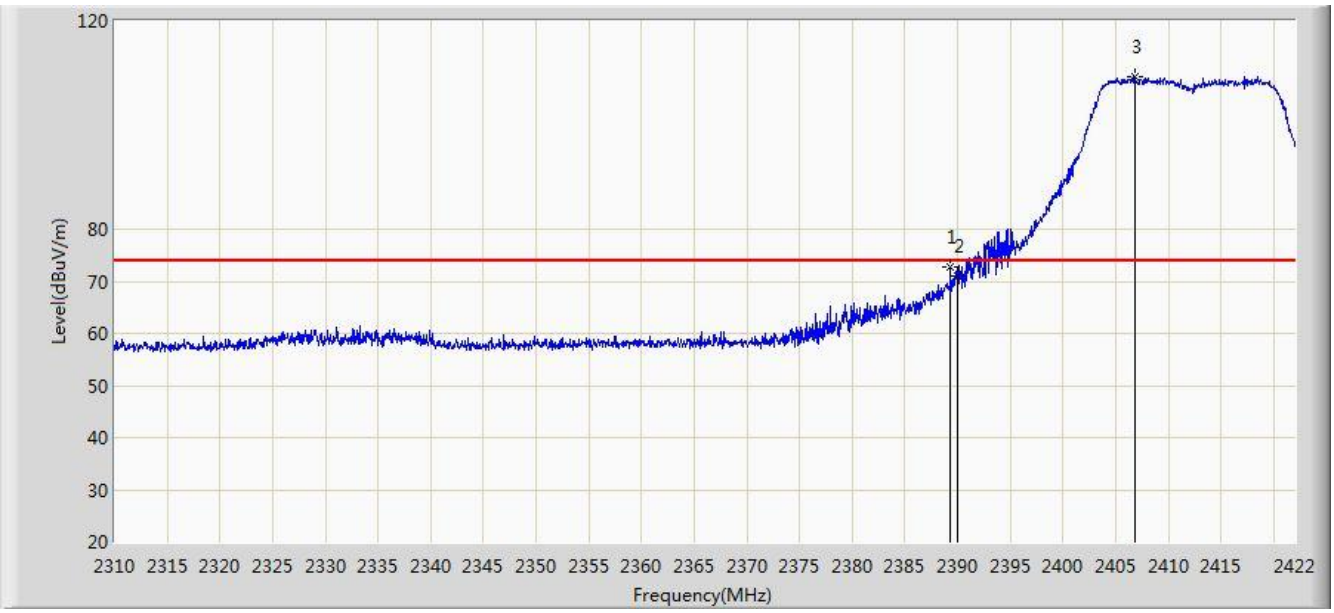


| No | Flag | Mark | Frequency (MHz) | Measure Level (dBuV/m) | Reading Level (dBuV) | Over Limit (dB) | Limit (dBuV/m) | Factor (dB) | Type |
|---|---|---|---|---|---|---|---|---|---|
| 1 | | | 2389.296 | 72.757 | 41.553 | -1.243 | 74.000 | 31.204 | PK |
| 2 | | | 2390.000 | 70.985 | 39.782 | -3.015 | 74.000 | 31.203 | PK |
| 3 | | * | 2406.880 | 109.172 | 77.995 | N/A | N/A | 31.177 | PK |

Note: Measure Level (dBµV/m) = Reading Level (dBµV) + Factor (dB)

Factor (dB) = Cable Loss (dB) + Antenna Factor (dB/m).

| | |
|---|---|
| Site: AC 1 | Time: 2015/07/04 - 07:20 |
| Limit: FCC_Part15.209_RE(3m) | Engineer: Peak Wang |
| Probe: BBHA9120D_1-18GHz | Polarity: Horizontal |
| EUT: 2x2 dual band 802.11ac indoor AP | Power: AC 120V/60Hz |
| Test Mode: Transmit by 802.11n-HT20 at channel 2412MHz Ant 1+2 | |

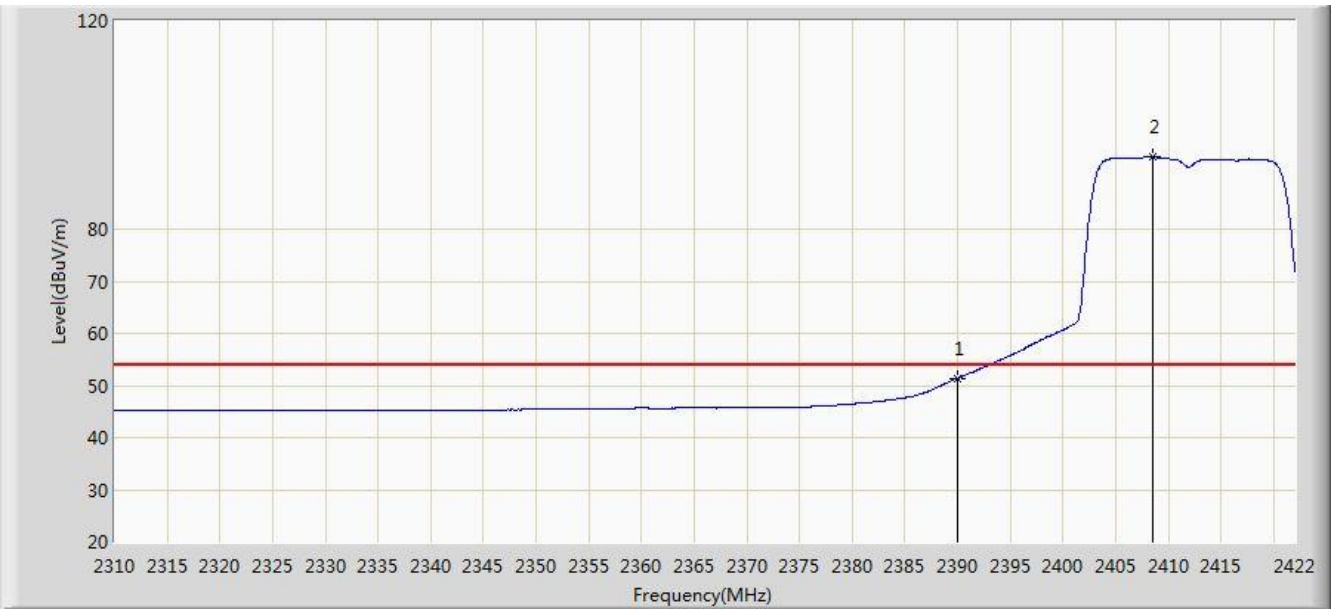


| No | Flag | Mark | Frequency (MHz) | Measure Level (dBuV/m) | Reading Level (dBuV) | Over Limit (dB) | Limit (dBuV/m) | Factor (dB) | Type |
|---|---|---|---|---|---|---|---|---|---|
| 1 | | | 2390.000 | 51.375 | 20.172 | -2.625 | 54.000 | 31.203 | AV |
| 2 | | * | 2408.504 | 93.889 | 62.714 | N/A | N/A | 31.174 | AV |

Note: Measure Level (dBµV/m) = Reading Level (dBµV) + Factor (dB)

Factor (dB) = Cable Loss (dB) + Antenna Factor (dB/m).

| | |
|---|---|
| Site: AC 1 | Time: 2015/07/04 - 06:07 |
| Limit: FCC_Part15.209_RE(3m) | Engineer: Peak Wang |
| Probe: BBHA9120D_1-18GHz | Polarity: Vertical |
| EUT: 2x2 dual band 802.11ac indoor AP | Power: AC 120V/60Hz |
| Test Mode: Transmit by 802.11n-HT20 at channel 2412MHz Ant 1+2 | |

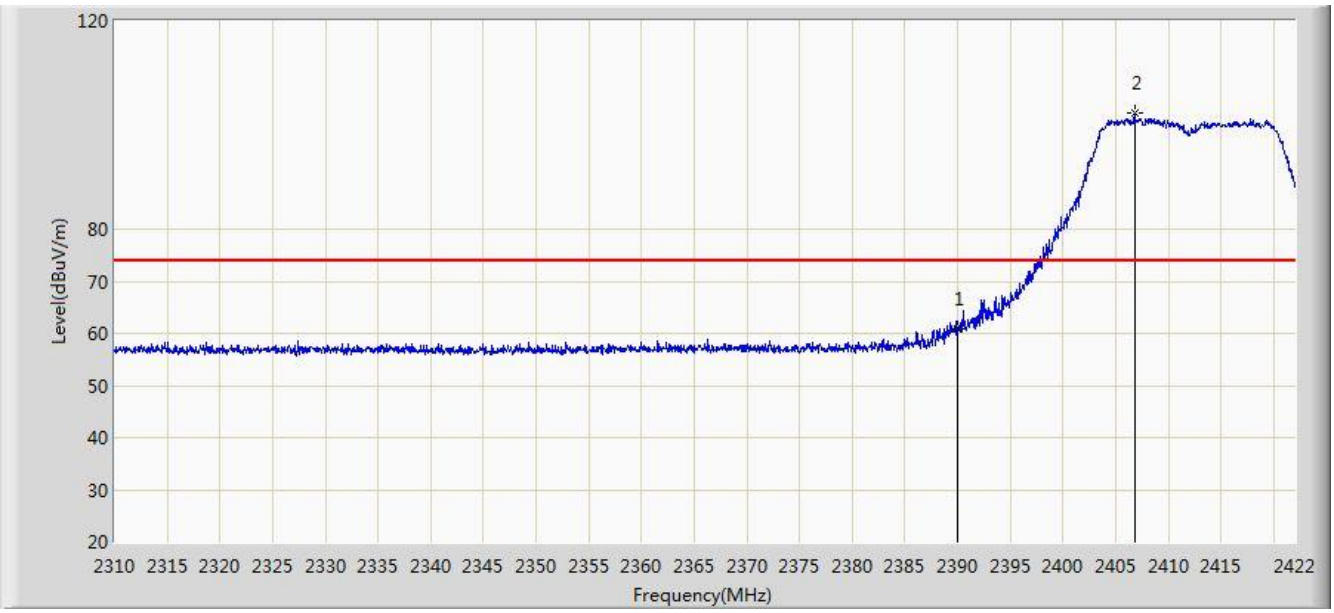


| No | Flag | Mark | Frequency (MHz) | Measure Level (dBuV/m) | Reading Level (dBuV) | Over Limit (dB) | Limit (dBuV/m) | Factor (dB) | Type |
|---|---|---|---|---|---|---|---|---|---|
| 1 | | | 2390.000 | 60.750 | 29.547 | -13.250 | 74.000 | 31.203 | PK |
| 2 | | * | 2406.824 | 102.250 | 71.073 | N/A | N/A | 31.178 | PK |

Note: Measure Level (dBµV/m) = Reading Level (dBµV) + Factor (dB)

Factor (dB) = Cable Loss (dB) + Antenna Factor (dB/m).

| | |
|---|---|
| Site: AC 1 | Time: 2015/07/04 - 06:09 |
| Limit: FCC_Part15.209_RE(3m) | Engineer: Peak Wang |
| Probe: BBHA9120D_1-18GHz | Polarity: Vertical |
| EUT: 2x2 dual band 802.11ac indoor AP | Power: AC 120V/60Hz |
| Test Mode: Transmit by 802.11n-HT20 at channel 2412MHz Ant 1+2 | |

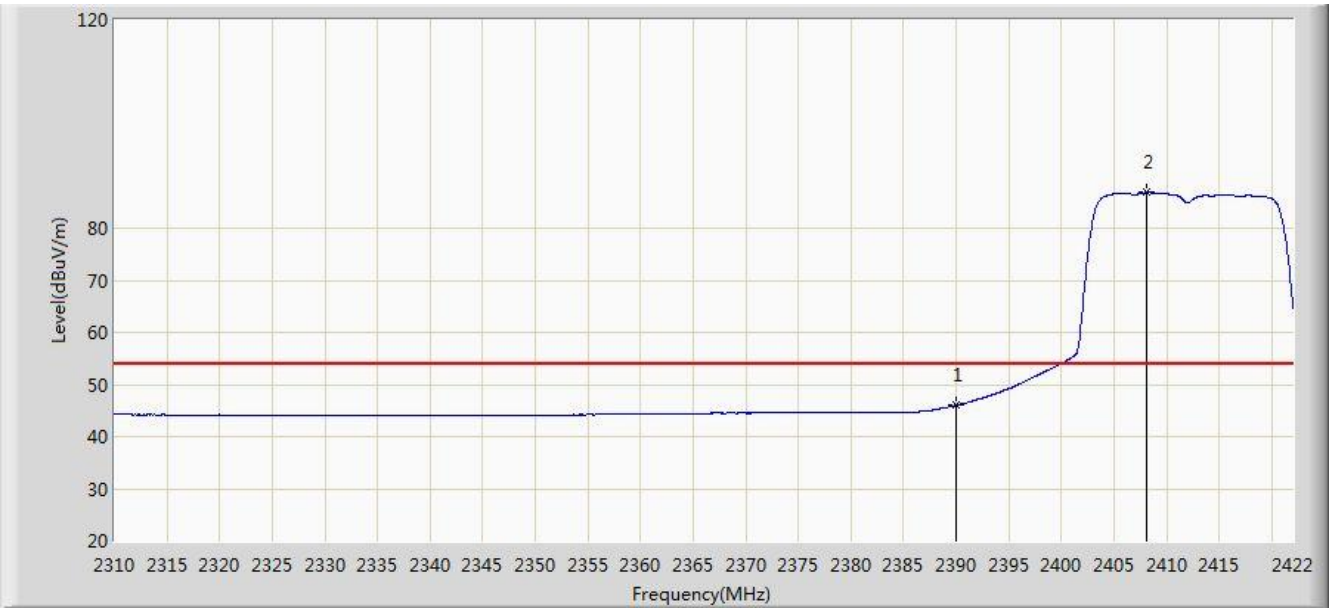


| No | Flag | Mark | Frequency (MHz) | Measure Level (dBuV/m) | Reading Level (dBuV) | Over Limit (dB) | Limit (dBuV/m) | Factor (dB) | Type |
|---|---|---|---|---|---|---|---|---|---|
| 1 | | | 2390.000 | 45.997 | 14.794 | -8.003 | 54.000 | 31.203 | AV |
| 2 | | * | 2408.168 | 86.818 | 55.643 | N/A | N/A | 31.175 | AV |

Note: Measure Level (dBµV/m) = Reading Level (dBµV) + Factor (dB)

Factor (dB) = Cable Loss (dB) + Antenna Factor (dB/m).

| | |
|---|---|
| Site: AC 1 | Time: 2015/07/04 - 06:17 |
| Limit: FCC_Part15.209_RE(3m) | Engineer: Peak Wang |
| Probe: BBHA9120D_1-18GHz | Polarity: Horizontal |
| EUT: 2x2 dual band 802.11ac indoor AP | Power: AC 120V/60Hz |
| Test Mode: Transmit by 802.11n-HT20 at channel 2462MHz Ant 1+2 | |

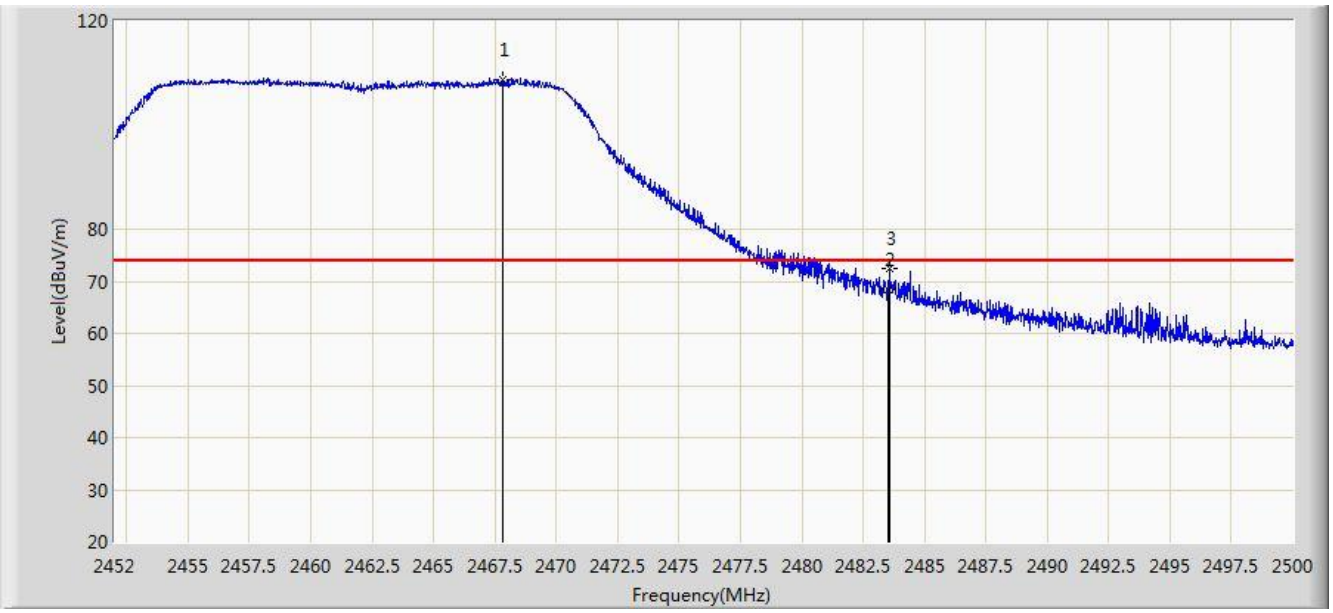


| No | Flag | Mark | Frequency (MHz) | Measure Level (dBuV/m) | Reading Level (dBuV) | Over Limit (dB) | Limit (dBuV/m) | Factor (dB) | Type |
|---|---|---|---|---|---|---|---|---|---|
| 1 | | * | 2467.840 | 108.803 | 77.653 | N/A | N/A | 31.150 | PK |
| 2 | | | 2483.500 | 68.310 | 37.117 | -5.690 | 74.000 | 31.194 | PK |
| 3 | | | 2483.584 | 72.412 | 41.218 | -1.588 | 74.000 | 31.194 | PK |

Note: Measure Level (dBμV/m) = Reading Level (dBμV) + Factor (dB)

Factor (dB) = Cable Loss (dB) + Antenna Factor (dB/m).

| | |
|---|---|
| Site: AC 1 | Time: 2015/07/04 - 06:18 |
| Limit: FCC_Part15.209_RE(3m) | Engineer: Peak Wang |
| Probe: BBHA9120D_1-18GHz | Polarity: Horizontal |
| EUT: 2x2 dual band 802.11ac indoor AP | Power: AC 120V/60Hz |
| Test Mode: Transmit by 802.11n-HT20 at channel 2462MHz Ant 1+2 | |

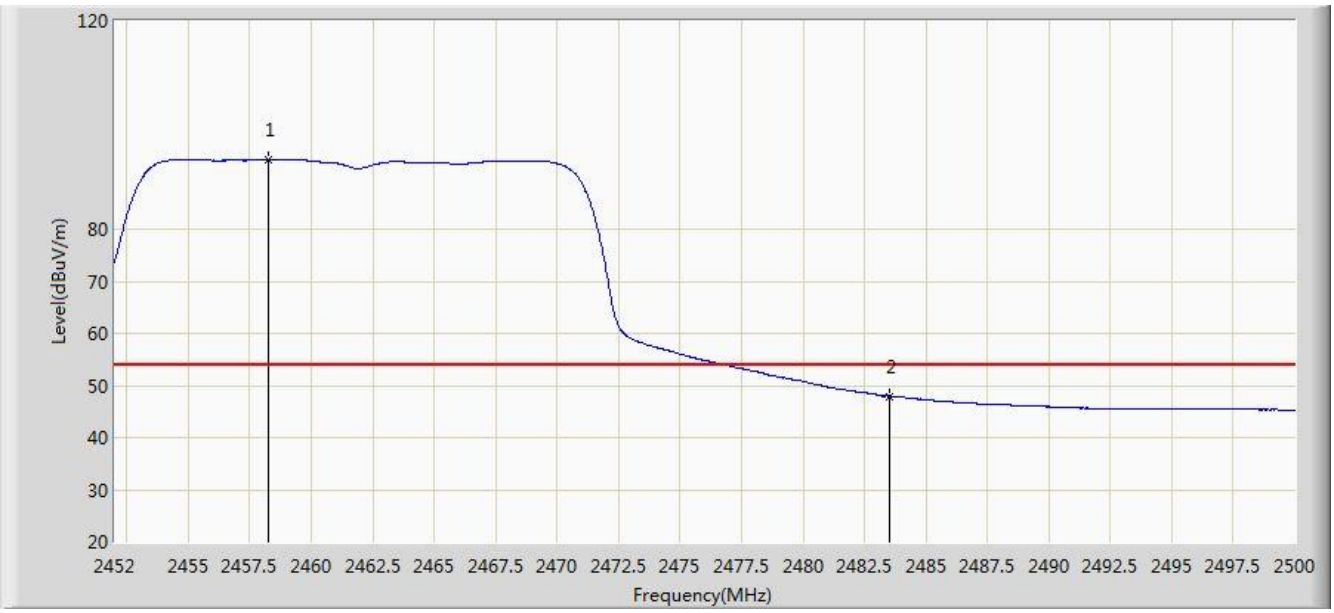


| No | Flag | Mark | Frequency (MHz) | Measure Level (dBuV/m) | Reading Level (dBuV) | Over Limit (dB) | Limit (dBuV/m) | Factor (dB) | Type |
|---|---|---|---|---|---|---|---|---|---|
| 1 | | * | 2458.240 | 93.454 | 62.325 | N/A | N/A | 31.129 | AV |
| 2 | | | 2483.500 | 47.971 | 16.778 | -6.029 | 54.000 | 31.194 | AV |

Note: Measure Level (dBµV/m) = Reading Level (dBµV) + Factor (dB)

Factor (dB) = Cable Loss (dB) + Antenna Factor (dB/m).

| | |
|---|---|
| Site: AC 1 | Time: 2015/07/04 - 06:18 |
| Limit: FCC_Part15.209_RE(3m) | Engineer: Peak Wang |
| Probe: BBHA9120D_1-18GHz | Polarity: Vertical |
| EUT: 2x2 dual band 802.11ac indoor AP | Power: AC 120V/60Hz |
| Test Mode: Transmit by 802.11n-HT20 at channel 2462MHz Ant 1+2 | |

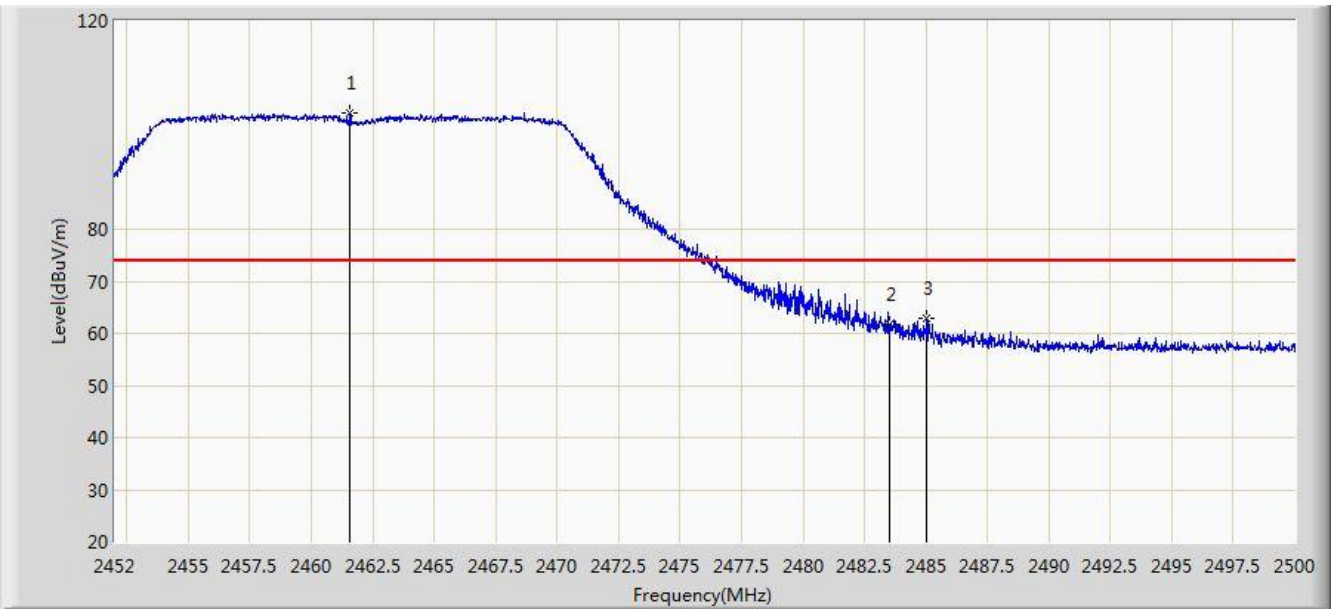


| No | Flag | Mark | Frequency (MHz) | Measure Level (dBuV/m) | Reading Level (dBuV) | Over Limit (dB) | Limit (dBuV/m) | Factor (dB) | Type |
|---|---|---|---|---|---|---|---|---|---|
| 1 | | * | 2461.576 | 102.210 | 71.075 | N/A | N/A | 31.135 | PK |
| 2 | | | 2483.500 | 61.813 | 30.620 | -12.187 | 74.000 | 31.194 | PK |
| 3 | | | 2485.024 | 62.997 | 31.800 | -11.003 | 74.000 | 31.197 | PK |

Note: Measure Level (dBμV/m) = Reading Level (dBμV) + Factor (dB)

Factor (dB) = Cable Loss (dB) + Antenna Factor (dB/m).

| | |
|---|---|
| Site: AC 1 | Time: 2015/07/04 - 06:20 |
| Limit: FCC_Part15.209_RE(3m) | Engineer: Peak Wang |
| Probe: BBHA9120D_1-18GHz | Polarity: Vertical |
| EUT: 2x2 dual band 802.11ac indoor AP | Power: AC 120V/60Hz |
| Test Mode: Transmit by 802.11n-HT20 at channel 2462MHz Ant 1+2 | |

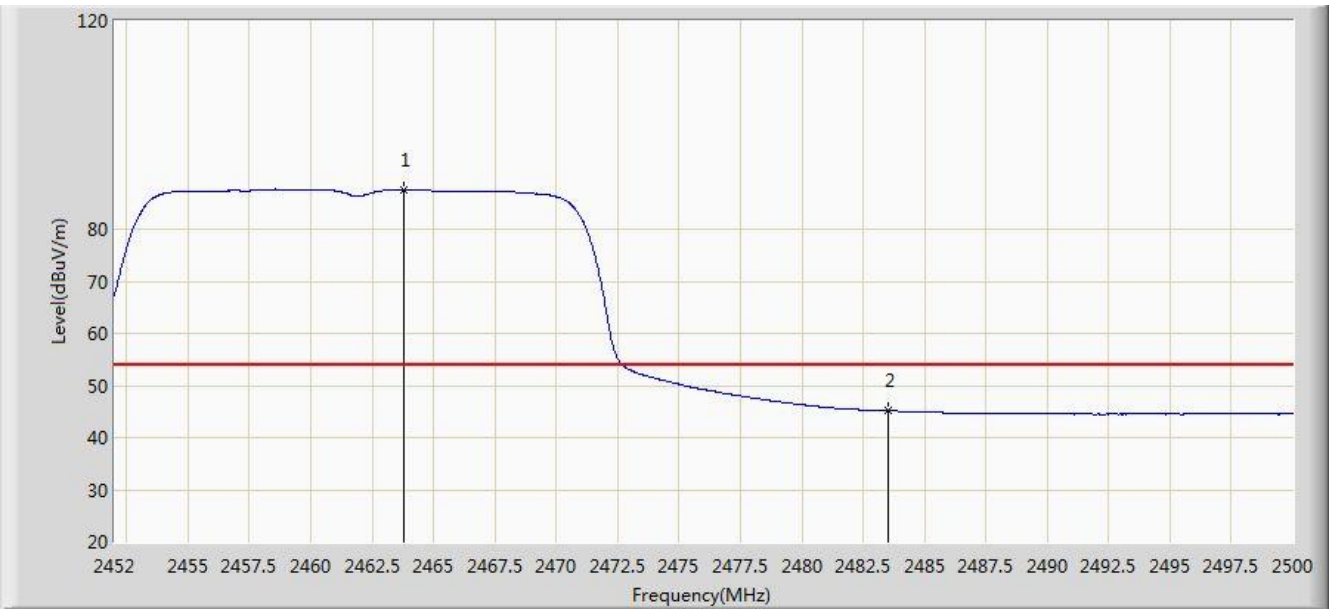


| No | Flag | Mark | Frequency (MHz) | Measure Level (dBuV/m) | Reading Level (dBuV) | Over Limit (dB) | Limit (dBuV/m) | Factor (dB) | Type |
|---|---|---|---|---|---|---|---|---|---|
| 1 | | * | 2463.760 | 87.551 | 56.412 | N/A | N/A | 31.139 | AV |
| 2 | | | 2483.500 | 45.155 | 13.962 | -8.845 | 54.000 | 31.194 | AV |

Note: Measure Level (dBµV/m) = Reading Level (dBµV) + Factor (dB)

Factor (dB) = Cable Loss (dB) + Antenna Factor (dB/m).

| | |
|---|---|
| Site: AC 1 | Time: 2015/07/04 - 06:26 |
| Limit: FCC_Part15.209_RE(3m) | Engineer: Peak Wang |
| Probe: BBHA9120D_1-18GHz | Polarity: Horizontal |
| EUT: 2x2 dual band 802.11ac indoor AP | Power: AC 120V/60Hz |
| Test Mode: Transmit by 802.11n-HT40 at channel 2422MHz Ant 1+2 | |

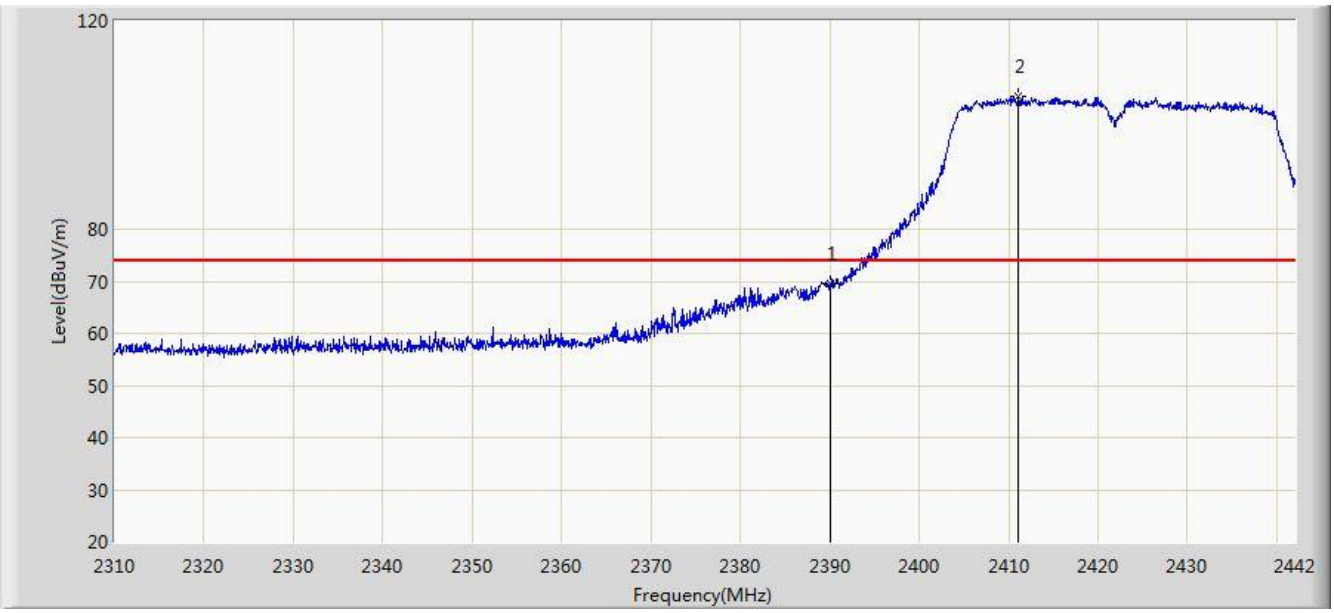


| No | Flag | Mark | Frequency (MHz) | Measure Level (dBuV/m) | Reading Level (dBuV) | Over Limit (dB) | Limit (dBuV/m) | Factor (dB) | Type |
|---|---|---|---|---|---|---|---|---|---|
| 1 | | | 2390.000 | 69.594 | 38.391 | -4.406 | 74.000 | 31.203 | PK |
| 2 | | * | 2411.112 | 105.529 | 74.358 | N/A | N/A | 31.171 | PK |

Note: Measure Level (dBµV/m) = Reading Level (dBµV) + Factor (dB)

Factor (dB) = Cable Loss (dB) + Antenna Factor (dB/m).

| | |
|---|---|
| Site: AC 1 | Time: 2015/07/04 - 06:25 |
| Limit: FCC_Part15.209_RE(3m) | Engineer: Peak Wang |
| Probe: BBHA9120D_1-18GHz | Polarity: Horizontal |
| EUT: 2x2 dual band 802.11ac indoor AP | Power: AC 120V/60Hz |
| Test Mode: Transmit by 802.11n-HT40 at channel 2422MHz Ant 1+2 | |

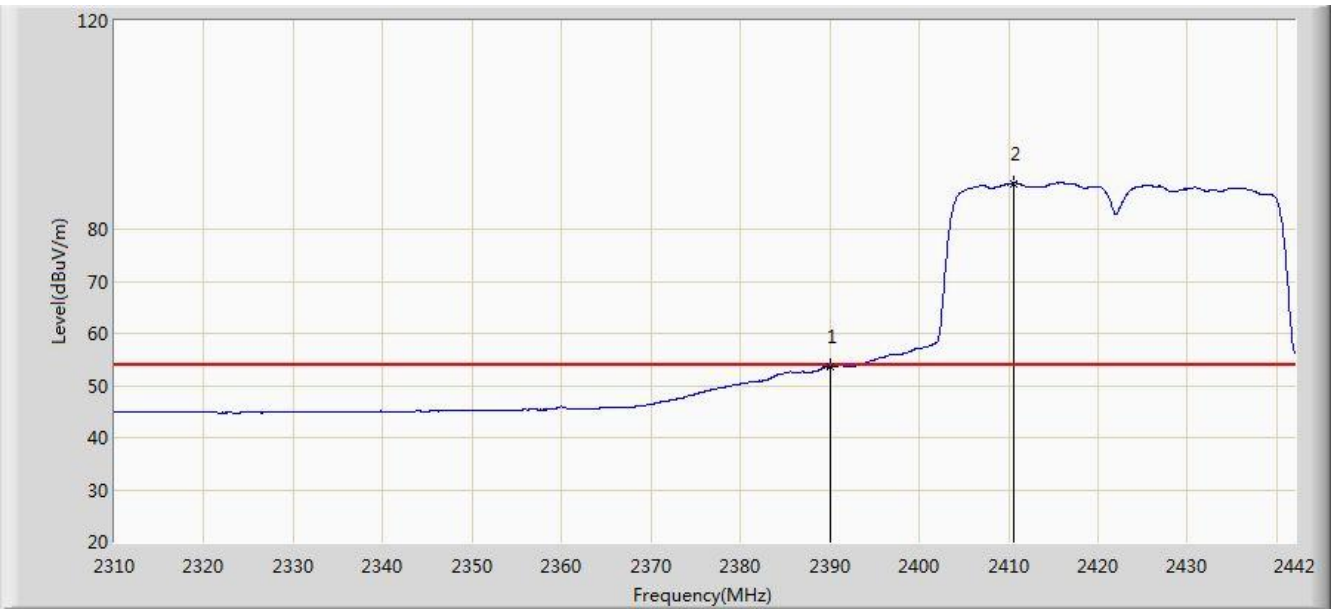


| No | Flag | Mark | Frequency (MHz) | Measure Level (dBuV/m) | Reading Level (dBuV) | Over Limit (dB) | Limit (dBuV/m) | Factor (dB) | Type |
|---|---|---|---|---|---|---|---|---|---|
| 1 | | | 2390.000 | 53.540 | 22.337 | -0.460 | 54.000 | 31.203 | AV |
| 2 | | * | 2410.584 | 88.828 | 57.656 | N/A | N/A | 31.172 | AV |

Note: Measure Level (dBµV/m) = Reading Level (dBµV) + Factor (dB)

Factor (dB) = Cable Loss (dB) + Antenna Factor (dB/m).

| | |
|---|---|
| Site: AC 1 | Time: 2015/07/04 - 06:26 |
| Limit: FCC_Part15.209_RE(3m) | Engineer: Peak Wang |
| Probe: BBHA9120D_1-18GHz | Polarity: Vertical |
| EUT: 2x2 dual band 802.11ac indoor AP | Power: AC 120V/60Hz |
| Test Mode: Transmit by 802.11n-HT40 at channel 2422MHz Ant 1+2 | |

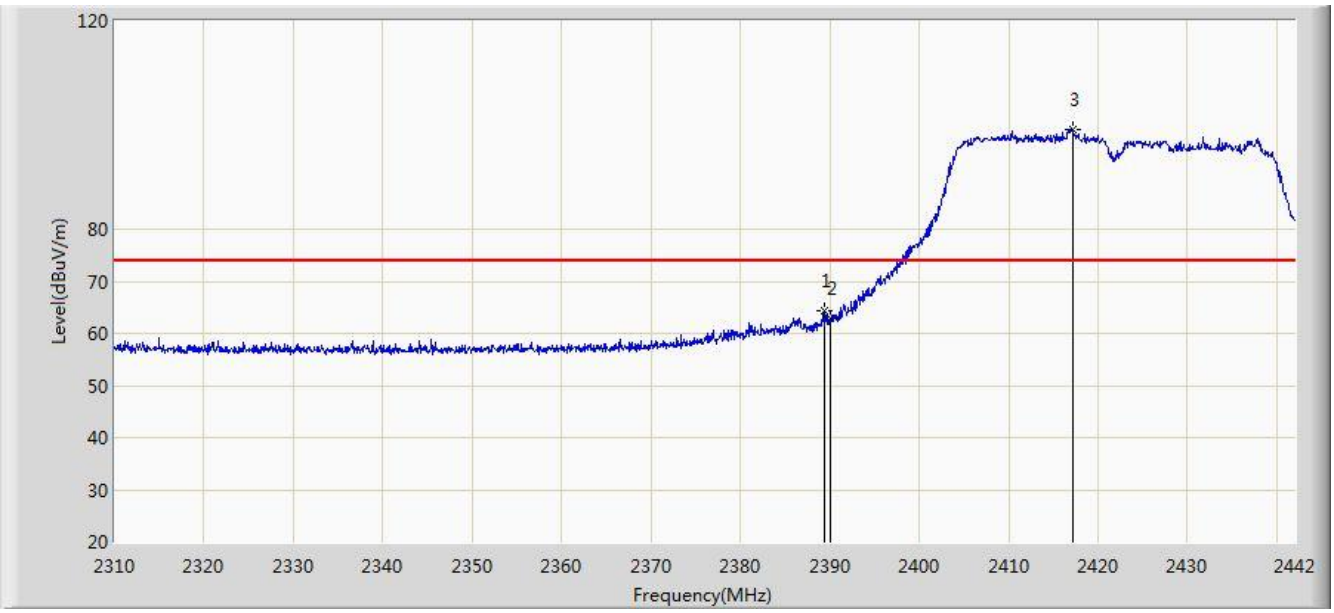


| No | Flag | Mark | Frequency (MHz) | Measure Level (dBuV/m) | Reading Level (dBuV) | Over Limit (dB) | Limit (dBuV/m) | Factor (dB) | Type |
|---|---|---|---|---|---|---|---|---|---|
| 1 | | | 2389.464 | 64.242 | 33.038 | -9.758 | 74.000 | 31.204 | PK |
| 2 | | | 2390.000 | 62.961 | 31.758 | -11.039 | 74.000 | 31.203 | PK |
| 3 | | * | 2417.118 | 99.062 | 67.901 | N/A | N/A | 31.161 | PK |

Note: Measure Level (dBμV/m) = Reading Level (dBμV) + Factor (dB)

Factor (dB) = Cable Loss (dB) + Antenna Factor (dB/m).

| | |
|---|---|
| Site: AC 1 | Time: 2015/07/04 - 06:29 |
| Limit: FCC_Part15.209_RE(3m) | Engineer: Peak Wang |
| Probe: BBHA9120D_1-18GHz | Polarity: Vertical |
| EUT: 2x2 dual band 802.11ac indoor AP | Power: AC 120V/60Hz |
| Test Mode: Transmit by 802.11n-HT40 at channel 2422MHz Ant 1+2 | |

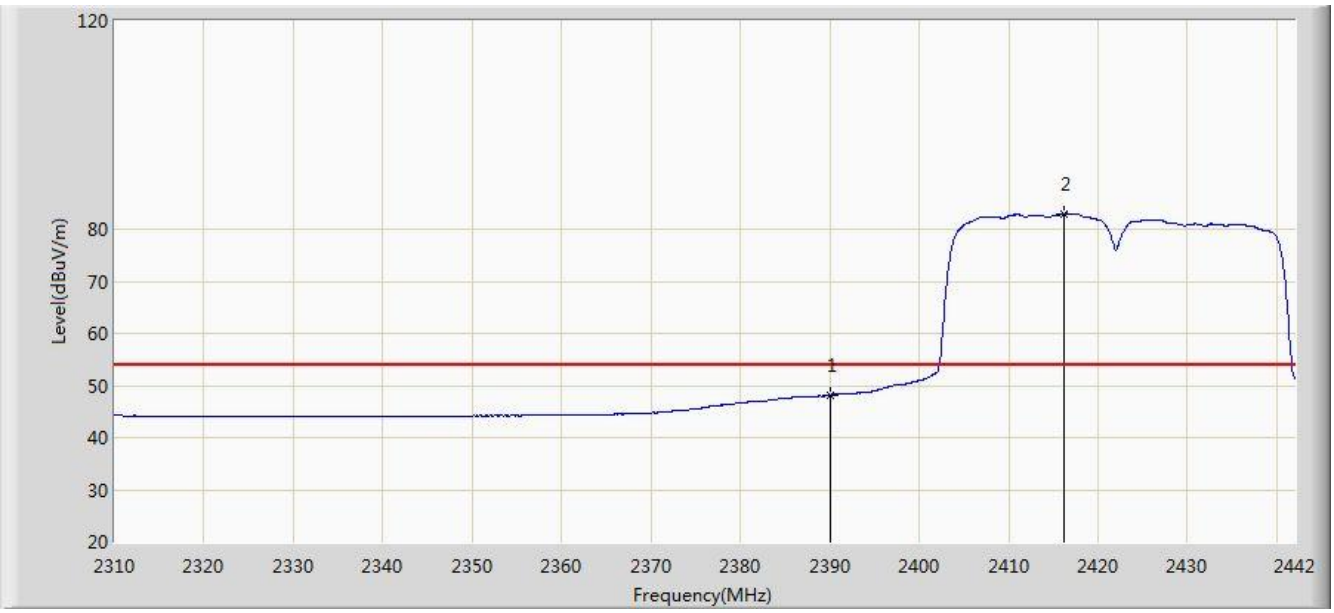


| No | Flag | Mark | Frequency (MHz) | Measure Level (dBuV/m) | Reading Level (dBuV) | Over Limit (dB) | Limit (dBuV/m) | Factor (dB) | Type |
|---|---|---|---|---|---|---|---|---|---|
| 1 | | | 2390.000 | 48.157 | 16.954 | -5.843 | 54.000 | 31.203 | AV |
| 2 | | * | 2416.260 | 83.016 | 51.854 | N/A | N/A | 31.162 | AV |

Note: Measure Level (dBµV/m) = Reading Level (dBµV) + Factor (dB)

Factor (dB) = Cable Loss (dB) + Antenna Factor (dB/m).

| | |
|---|---|
| Site: AC 1 | Time: 2015/07/04 - 06:55 |
| Limit: FCC_Part15.209_RE(3m) | Engineer: Peak Wang |
| Probe: BBHA9120D_1-18GHz | Polarity: Horizontal |
| EUT: 2x2 dual band 802.11ac indoor AP | Power: AC 120V/60Hz |
| Test Mode: Transmit by 802.11n-HT40 at channel 2452MHz Ant 1+2 | |

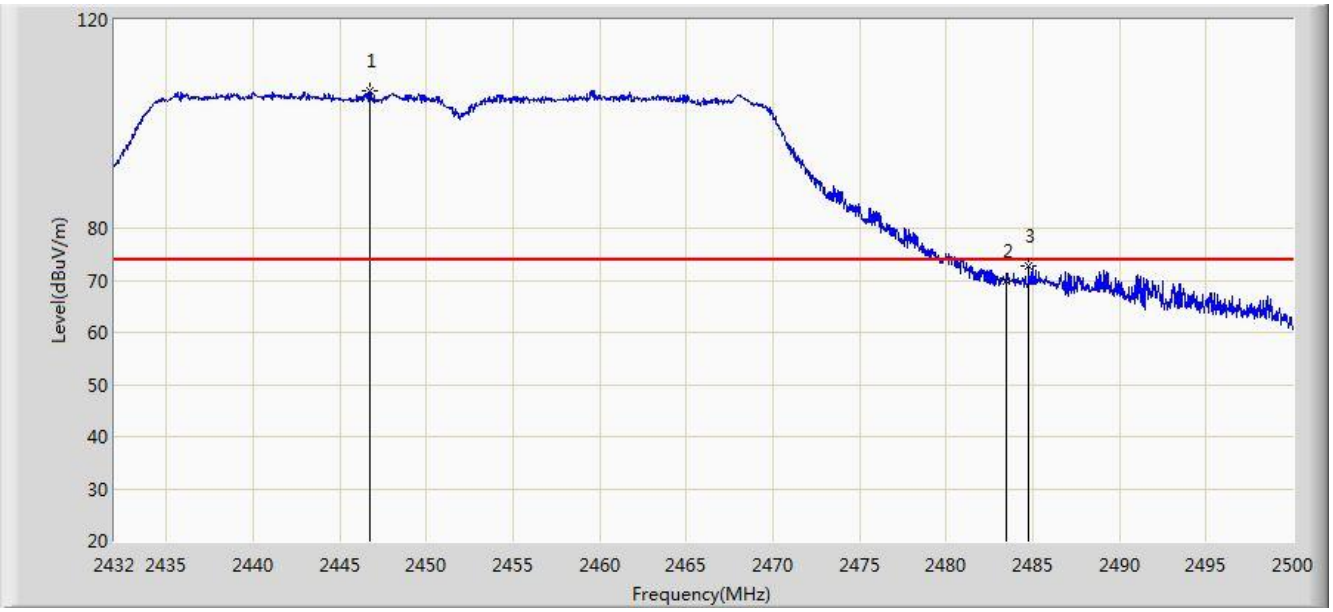


| No | Flag | Mark | Frequency (MHz) | Measure Level (dBuV/m) | Reading Level (dBuV) | Over Limit (dB) | Limit (dBuV/m) | Factor (dB) | Type |
|---|---|---|---|---|---|---|---|---|---|
| 1 | | * | 2446.756 | 106.246 | 75.138 | N/A | N/A | 31.109 | PK |
| 2 | | | 2483.500 | 69.755 | 38.562 | -4.245 | 74.000 | 31.194 | PK |
| 3 | | | 2484.768 | 72.870 | 41.673 | -1.130 | 74.000 | 31.197 | PK |

Note: Measure Level (dBµV/m) = Reading Level (dBµV) + Factor (dB)

Factor (dB) = Cable Loss (dB) + Antenna Factor (dB/m).

| | |
|---|---|
| Site: AC 1 | Time: 2015/07/04 - 06:56 |
| Limit: FCC_Part15.209_RE(3m) | Engineer: Peak Wang |
| Probe: BBHA9120D_1-18GHz | Polarity: Horizontal |
| EUT: 2x2 dual band 802.11ac indoor AP | Power: AC 120V/60Hz |
| Test Mode: Transmit by 802.11n-HT40 at channel 2452MHz Ant 1+2 | |

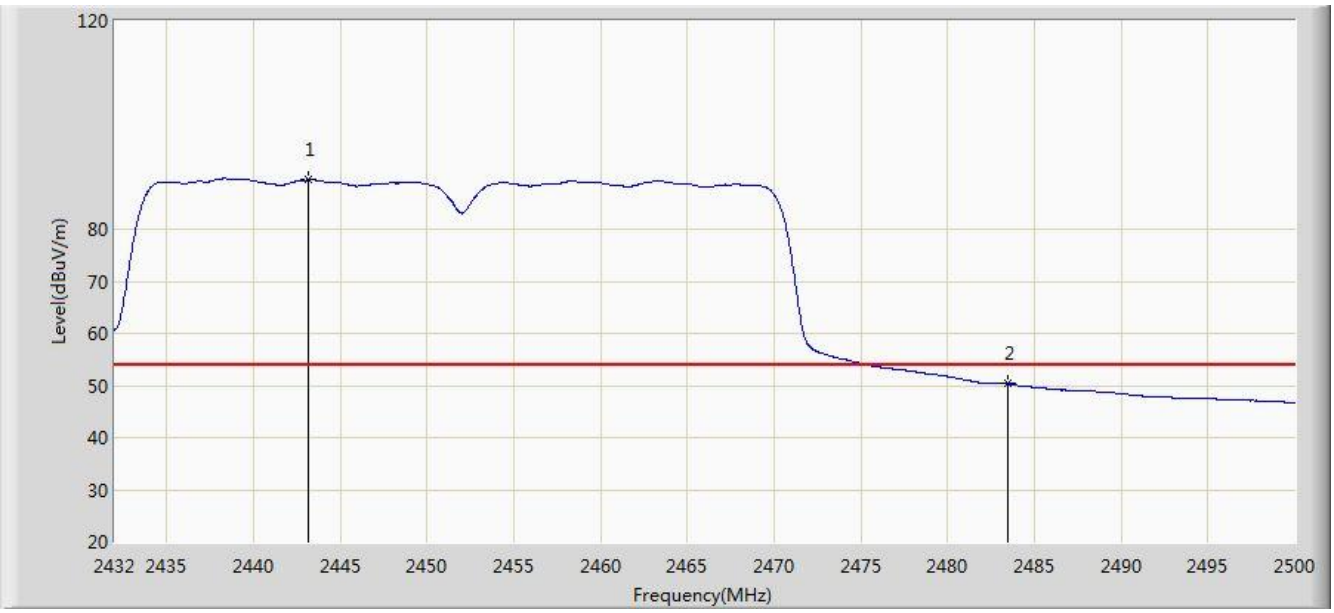


| No | Flag | Mark | Frequency (MHz) | Measure Level (dBuV/m) | Reading Level (dBuV) | Over Limit (dB) | Limit (dBuV/m) | Factor (dB) | Type |
|---|---|---|---|---|---|---|---|---|---|
| 1 | | * | 2443.186 | 89.476 | 58.364 | N/A | N/A | 31.112 | AV |
| 2 | | | 2483.500 | 50.319 | 19.126 | -3.681 | 54.000 | 31.194 | AV |

Note: Measure Level (dBµV/m) = Reading Level (dBµV) + Factor (dB)

Factor (dB) = Cable Loss (dB) + Antenna Factor (dB/m).

| | |
|---|---|
| Site: AC 1 | Time: 2015/07/04 - 06:57 |
| Limit: FCC_Part15.209_RE(3m) | Engineer: Peak Wang |
| Probe: BBHA9120D_1-18GHz | Polarity: Vertical |
| EUT: 2x2 dual band 802.11ac indoor AP | Power: AC 120V/60Hz |
| Test Mode: Transmit by 802.11n-HT40 at channel 2452MHz Ant 1+2 | |

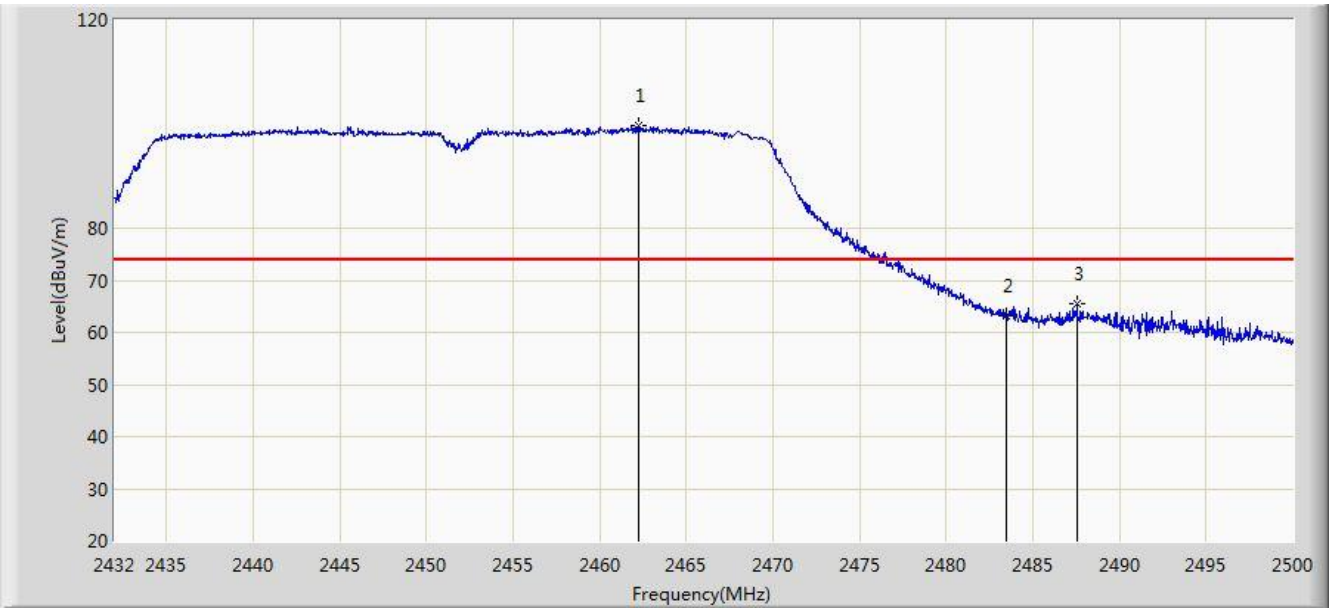


| No | Flag | Mark | Frequency (MHz) | Measure Level (dBuV/m) | Reading Level (dBuV) | Over Limit (dB) | Limit (dBuV/m) | Factor (dB) | Type |
|---|---|---|---|---|---|---|---|---|---|
| 1 | | * | 2462.226 | 99.692 | 68.556 | N/A | N/A | 31.136 | PK |
| 2 | | | 2483.500 | 63.222 | 32.029 | -10.778 | 74.000 | 31.194 | PK |
| 3 | | | 2487.556 | 65.556 | 34.352 | -8.444 | 74.000 | 31.204 | PK |

Note: Measure Level (dBμV/m) = Reading Level (dBμV) + Factor (dB)

Factor (dB) = Cable Loss (dB) + Antenna Factor (dB/m).

| | |
|---|---|
| Site: AC 1 | Time: 2015/07/04 - 06:59 |
| Limit: FCC_Part15.209_RE(3m) | Engineer: Peak Wang |
| Probe: BBHA9120D_1-18GHz | Polarity: Vertical |
| EUT: 2x2 dual band 802.11ac indoor AP | Power: AC 120V/60Hz |
| Test Mode: Transmit by 802.11n-HT40 at channel 2452MHz Ant 1+2 | |

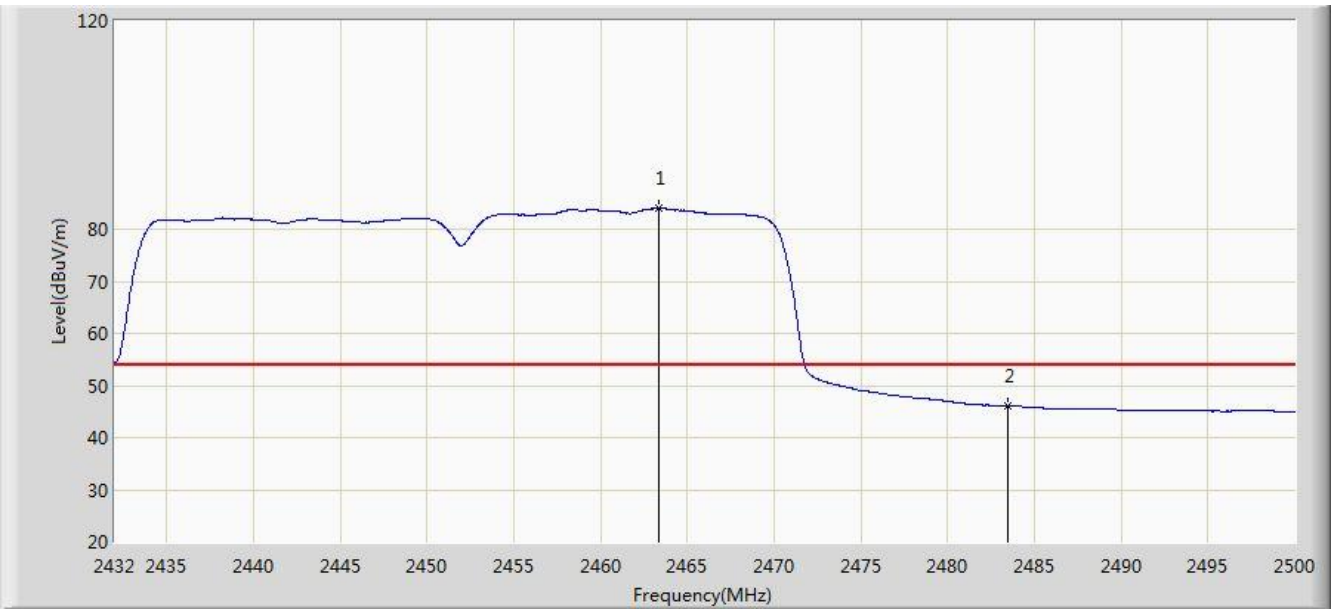


| No | Flag | Mark | Frequency (MHz) | Measure Level (dBuV/m) | Reading Level (dBuV) | Over Limit (dB) | Limit (dBuV/m) | Factor (dB) | Type |
|---|---|---|---|---|---|---|---|---|---|
| 1 | | * | 2463.382 | 84.027 | 52.889 | N/A | N/A | 31.138 | AV |
| 2 | | | 2483.500 | 46.126 | 14.933 | -7.874 | 54.000 | 31.194 | AV |

Note: Measure Level (dBµV/m) = Reading Level (dBµV) + Factor (dB)

Factor (dB) = Cable Loss (dB) + Antenna Factor (dB/m).

## 7.8. AC Conducted Emissions Measurement

### 7.8.1. Test Limit

| FCC Part 15 Subpart C Paragraph 15.207 Limits | | |
|---|---|---|
| Frequency (MHz) | QP (dBuV) | AV (dBuV) |
| 0.15 - 0.50 | 66 - 56 | 56 - 46 |
| 0.50 - 5.0 | 56 | 46 |
| 5.0 - 30 | 60 | 50 |

Note 1: The lower limit shall apply at the transition frequencies.

Note 2: The limit decreases linearly with the logarithm of the frequency in the range 0.15MHz to 0.5MHz.

### 7.8.2. Test Setup

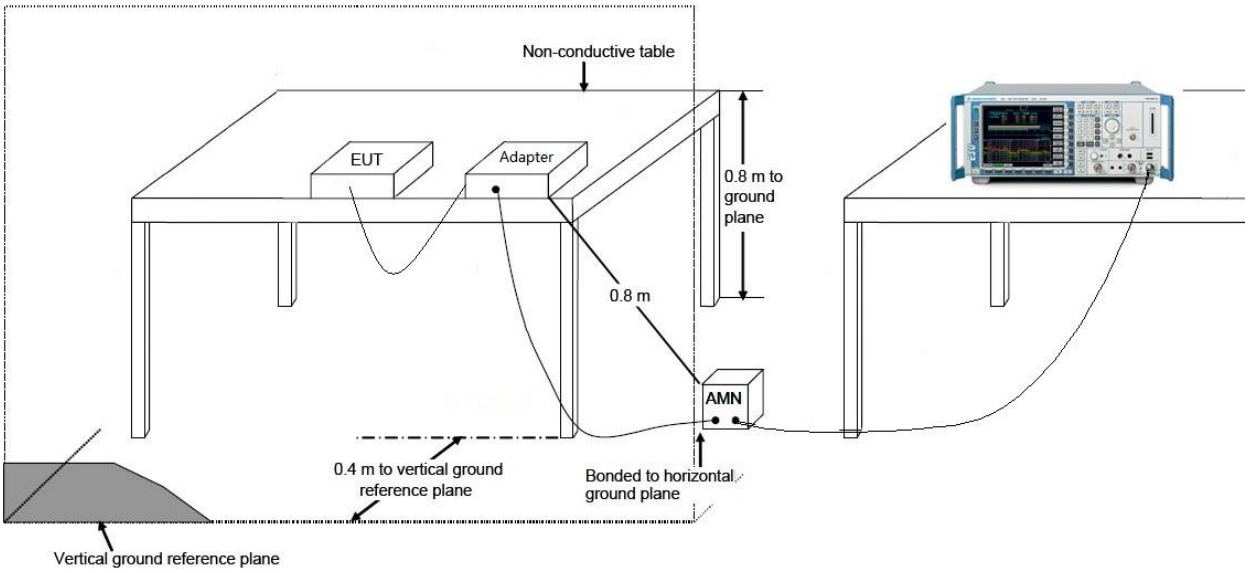

### 7.8.3. Test Result

| | |
|---|---|
| Site: SR2 | Time: 2014/11/21 - 18:38 |
| Limit: FCC_Part15.207_CE_AC Power | Engineer: Milo Li |
| Probe: ENV216_101683_Filter On | Polarity: Line |
| EUT: 2x2 dual band 802.11ac indoor AP | Power: AC 120V/60Hz |
| Note: Communication with Notebook | |

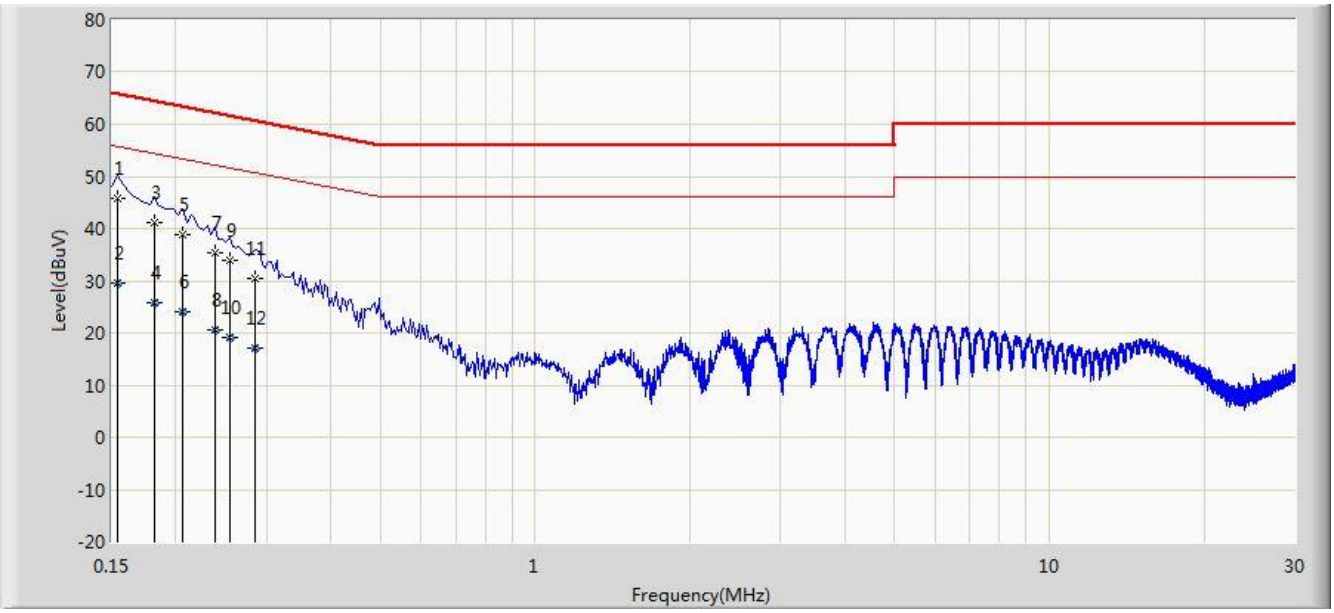


| No | Flag | Mark | Frequency (MHz) | Measure Level (dBuV) | Reading Level (dBuV) | Over Limit (dB) | Limit (dBuV) | Factor (dB) | Type |
|---|---|---|---|---|---|---|---|---|---|
| 1 | | * | 0.154 | 45.832 | 35.092 | -19.950 | 65.781 | 10.740 | QP |
| 2 | | | 0.154 | 29.509 | 18.770 | -26.272 | 55.781 | 10.740 | AV |
| 3 | | | 0.182 | 41.179 | 31.130 | -23.215 | 64.394 | 10.048 | QP |
| 4 | | | 0.182 | 25.860 | 15.811 | -28.534 | 54.394 | 10.048 | AV |
| 5 | | | 0.206 | 38.807 | 28.826 | -24.558 | 63.365 | 9.981 | QP |
| 6 | | | 0.206 | 23.956 | 13.975 | -29.409 | 53.365 | 9.981 | AV |
| 7 | | | 0.238 | 35.394 | 25.439 | -26.772 | 62.166 | 9.954 | QP |
| 8 | | | 0.238 | 20.435 | 10.481 | -31.731 | 52.166 | 9.954 | AV |
| 9 | | | 0.254 | 33.880 | 23.913 | -27.745 | 61.625 | 9.967 | QP |
| 10 | | | 0.254 | 19.203 | 9.236 | -32.422 | 51.625 | 9.967 | AV |
| 11 | | | 0.286 | 30.521 | 20.529 | -30.118 | 60.640 | 9.993 | QP |
| 12 | | | 0.286 | 17.034 | 7.041 | -33.606 | 50.640 | 9.993 | AV |

Note: Measure Level (dBμV) = Reading Level (dBμV) + Factor (dB)

Factor (dB) = Cable Loss (dB) + LISN Factor (dB)

| | |
|---|---|
| Site: SR2 | Time: 2014/11/21 - 18:42 |
| Limit: FCC_Part15.207_CE_AC Power | Engineer: Milo Li |
| Probe: ENV216_101683_Filter On | Polarity: Neutral |
| EUT: 2x2 dual band 802.11ac indoor AP | Power: AC 120V/60Hz |
| Note: Communication with Notebook | |

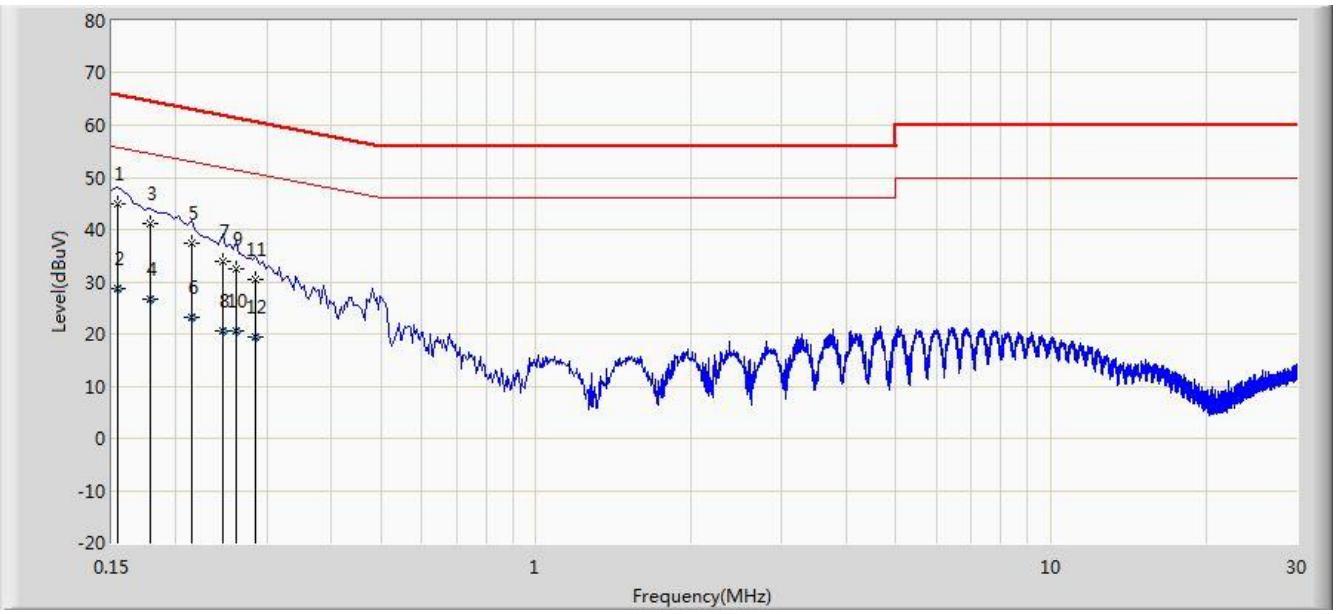


| No | Flag | Mark | Frequency (MHz) | Measure Level (dBuV) | Reading Level (dBuV) | Over Limit (dB) | Limit (dBuV) | Factor (dB) | Type |
|---|---|---|---|---|---|---|---|---|---|
| 1 | | * | 0.154 | 45.034 | 34.318 | -20.748 | 65.781 | 10.716 | QP |
| 2 | | | 0.154 | 28.836 | 18.120 | -26.945 | 55.781 | 10.716 | AV |
| 3 | | | 0.178 | 41.187 | 31.137 | -23.392 | 64.578 | 10.049 | QP |
| 4 | | | 0.178 | 26.725 | 16.675 | -27.853 | 54.578 | 10.049 | AV |
| 5 | | | 0.214 | 37.248 | 27.260 | -25.800 | 63.049 | 9.988 | QP |
| 6 | | | 0.214 | 23.138 | 13.150 | -29.911 | 53.049 | 9.988 | AV |
| 7 | | | 0.246 | 33.948 | 23.950 | -27.943 | 61.891 | 9.998 | QP |
| 8 | | | 0.246 | 20.559 | 10.561 | -31.332 | 51.891 | 9.998 | AV |
| 9 | | | 0.262 | 32.431 | 22.421 | -28.937 | 61.368 | 10.010 | QP |
| 10 | | | 0.262 | 20.595 | 10.585 | -30.773 | 51.368 | 10.010 | AV |
| 11 | | | 0.286 | 30.319 | 20.291 | -30.321 | 60.640 | 10.027 | QP |
| 12 | | | 0.286 | 19.306 | 9.279 | -31.333 | 50.640 | 10.027 | AV |

Note: Measure Level (dBμV) = Reading Level (dBμV) + Factor (dB)

Factor (dB) = Cable Loss (dB) + LISN Factor (dB)

# 8. CONCLUSION

The data collected relate only the item(s) tested and show that the **2x2 dual band 802.11ac indoor AP FCC ID: SFK-WF1801** is in compliance with Part 15C of the FCC Rules.

The End