802.11ax-HE20 Out-of-Band Emissions – Ant 1

Channel 01 (2412MHz)

100kHz PSD Reference Level

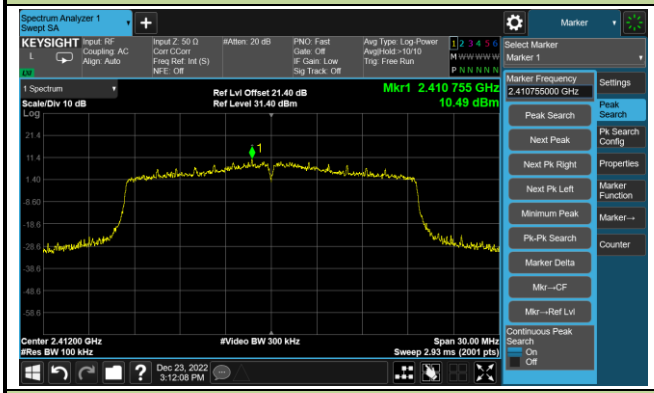

Low Band Edge

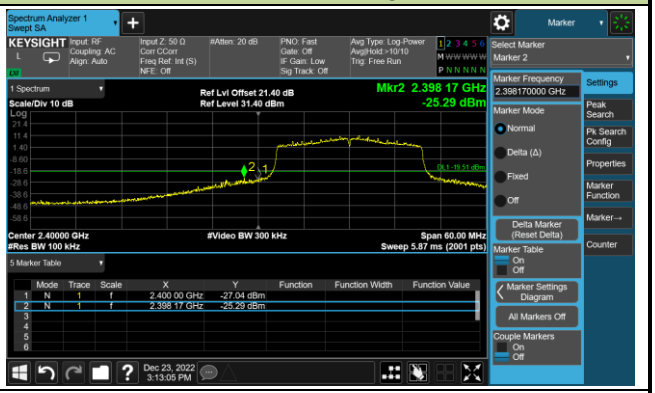

Spurious Emission

Channel 06 (2437MHz)

100kHz PSD Reference Level

Spurious Emission

802.11ax-HE20 Out-of-Band Emissions – Ant 1	
Channel 11 (2462MHz)	
100kHz PSD Reference Level	High Band Edge
Spurious Emission	

802.11ax-HE40 Out-of-Band Emissions – Ant 1

Channel 03 (2422MHz)

100kHz PSD Reference Level

Low Band Edge

Spurious Emission

Channel 06 (2437MHz)

100kHz PSD Reference Level

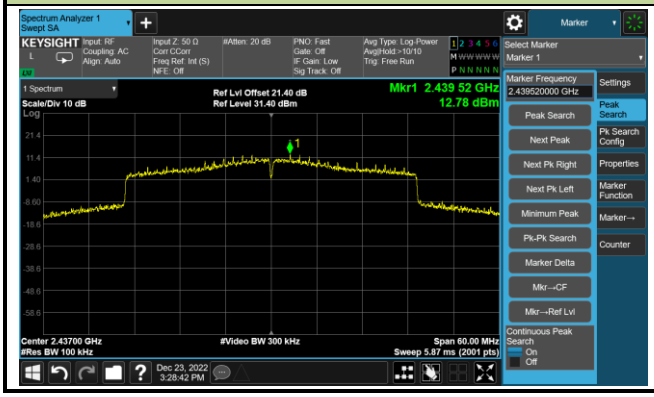

Spurious Emission

802.11ax-HE40 Out-of-Band Emissions – Ant 1	
Channel 09 (2452MHz)	
100kHz PSD Reference Level	High Band Edge
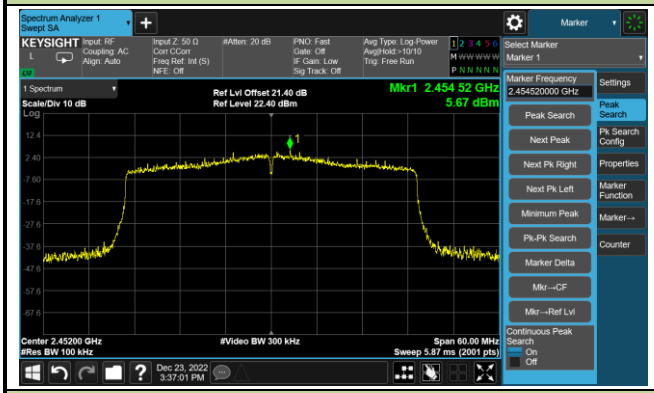	
Spurious Emission	

A.6 Radiated Spurious Emission Test Result

Test Site	SIP-AC3	Test Engineer	Wayen Wang & Arvin Ding
Test Date	2022-12-17~2022-12-31	Test Mode:	802.11b
Remark:	1. Average measurement was not performed if peak level lower than average limit. 2. Other frequency was 20dB below limit line within 1-18GHz, there is not show in the report.		

Test Channel	Frequency (MHz)	Reading Level (dBμV)	Factor (dB/m)	Measure Level (dBμV/m)	Limit (dBμV/m)	Margin (dB)	Detector	Polarization
01	8361.0	50.5	-4.0	46.5	74.0	-27.5	Peak	Horizontal
	10851.5	49.5	-2.7	46.8	74.0	-27.2	Peak	Horizontal
	12058.5	50.2	-2.8	47.4	74.0	-26.6	Peak	Horizontal
	8284.5	49.5	-4.0	45.5	74.0	-28.5	Peak	Vertical
	11582.5	47.7	-3.1	44.6	74.0	-29.4	Peak	Vertical
	12628.0	49.5	-2.0	47.5	74.0	-26.5	Peak	Vertical
06	7307.0	56.3	-5.7	50.6	74.0	-23.4	Peak	Horizontal
	12186.0	53.5	-3.2	50.3	74.0	-23.7	Peak	Horizontal
	15790.0	46.1	4.0	50.1	74.0	-23.9	Peak	Horizontal
	7307.0	56.0	-5.7	50.3	74.0	-23.7	Peak	Vertical
	11225.5	49.7	-2.7	47.0	74.0	-27.0	Peak	Vertical
	15909.0	47.2	4.3	51.5	74.0	-22.5	Peak	Vertical
	15909.0	34.5	4.3	38.8	54.0	-15.2	Average	Vertical
11	8361.0	49.9	-4.0	45.9	74.0	-28.1	Peak	Horizontal
	11132.0	49.4	-2.6	46.8	74.0	-27.2	Peak	Horizontal
	12245.5	49.5	-2.7	46.8	74.0	-27.2	Peak	Horizontal
	8208.0	50.0	-4.1	45.9	74.0	-28.1	Peak	Vertical
	10945.0	49.4	-2.4	47.0	74.0	-27.0	Peak	Vertical
	12067.0	49.9	-2.8	47.1	74.0	-26.9	Peak	Vertical

Note: Measure Level (dBμV/m) = Reading Level (dBμV) + Factor (dB/m)

Factor (dB/m) = Cable Loss (dB) + Antenna Factor (dB/m) - Pre_Amplifier Gain (dB)

Test Site	SIP-AC3	Test Engineer	Wayen Wang & Arvin Ding
Test Date	2022-12-17~2022-12-31	Test Mode:	802.11g
Remark:	1. Average measurement was not performed if peak level lower than average limit. 2. Other frequency was 20dB below limit line within 1-18GHz, there is not show in the report.		

Test Channel	Frequency (MHz)	Reading Level (dBμV)	Factor (dB/m)	Measure Level (dBμV/m)	Limit (dBμV/m)	Margin (dB)	Detector	Polarization
01	8361.0	49.9	-4.0	45.9	74.0	-28.1	Peak	Horizontal
	11276.5	49.7	-2.8	46.9	74.0	-27.1	Peak	Horizontal
	12288.0	49.6	-2.3	47.3	74.0	-26.7	Peak	Horizontal
	8352.5	50.1	-4.0	46.1	74.0	-27.9	Peak	Vertical
	11123.5	49.0	-2.6	46.4	74.0	-27.6	Peak	Vertical
	12271.0	48.9	-2.7	46.2	74.0	-27.8	Peak	Vertical
06	8284.5	48.9	-4.0	44.9	74.0	-29.1	Peak	Horizontal
	12407.0	49.9	-2.3	47.6	74.0	-26.4	Peak	Horizontal
	15492.5	45.3	4.0	49.3	74.0	-24.7	Peak	Horizontal
	8199.5	51.0	-4.2	46.8	74.0	-27.2	Peak	Vertical
	11030.0	48.9	-2.4	46.5	74.0	-27.5	Peak	Vertical
	15433.0	46.1	4.2	50.3	74.0	-23.7	Peak	Vertical
11	8259.0	50.9	-4.0	46.9	74.0	-27.1	Peak	Horizontal
	11123.5	49.9	-2.6	47.3	74.0	-26.7	Peak	Horizontal
	12288.0	48.4	-2.3	46.1	74.0	-27.9	Peak	Horizontal
	8216.5	50.1	-4.2	45.9	74.0	-28.1	Peak	Vertical
	11463.5	50.3	-3.0	47.3	74.0	-26.7	Peak	Vertical
	12288.0	49.3	-2.3	47.0	74.0	-27.0	Peak	Vertical

Note: Measure Level (dBμV/m) = Reading Level (dBμV) + Factor (dB/m)

Factor (dB/m) = Cable Loss (dB) + Antenna Factor (dB/m) - Pre_Amplifier Gain (dB)

Test Site	SIP-AC3	Test Engineer	Wayen Wang & Arvin Ding
Test Date	2022-12-17~2022-12-31	Test Mode:	802.11n-HT20
Remark:	1. Average measurement was not performed if peak level lower than average limit. 2. Other frequency was 20dB below limit line within 1-18GHz, there is not show in the report.		

Test Channel	Frequency (MHz)	Reading Level (dBμV)	Factor (dB/m)	Measure Level (dBμV/m)	Limit (dBμV/m)	Margin (dB)	Detector	Polarization
01	7409.0	50.0	-5.5	44.5	74.0	-29.5	Peak	Horizontal
	8225.0	50.5	-4.3	46.2	74.0	-27.8	Peak	Horizontal
	11676.0	49.2	-3.0	46.2	74.0	-27.8	Peak	Horizontal
	8216.5	50.0	-4.2	45.8	74.0	-28.2	Peak	Vertical
	11098.0	49.5	-2.7	46.8	74.0	-27.2	Peak	Vertical
	12262.5	48.8	-2.7	46.1	74.0	-27.9	Peak	Vertical
06	7315.5	55.1	-5.7	49.4	74.0	-24.6	Peak	Horizontal
	11684.5	49.4	-3.0	46.4	74.0	-27.6	Peak	Horizontal
	15492.5	45.3	4.0	49.3	74.0	-24.7	Peak	Horizontal
	7315.5	52.1	-5.7	46.4	74.0	-27.6	Peak	Vertical
	11361.5	48.9	-2.7	46.2	74.0	-27.8	Peak	Vertical
	15484.0	46.6	4.2	50.8	74.0	-23.2	Peak	Vertical
11	8420.5	50.1	-4.0	46.1	74.0	-27.9	Peak	Horizontal
	11625.0	50.7	-3.0	47.7	74.0	-26.3	Peak	Horizontal
	12364.5	49.4	-2.4	47.0	74.0	-27.0	Peak	Horizontal
	8420.5	50.8	-4.0	46.8	74.0	-27.2	Peak	Vertical
	11319.0	49.6	-2.7	46.9	74.0	-27.1	Peak	Vertical
	12041.5	49.8	-2.8	47.0	74.0	-27.0	Peak	Vertical

Note: Measure Level (dBμV/m) = Reading Level (dBμV) + Factor (dB/m)

Factor (dB/m) = Cable Loss (dB) + Antenna Factor (dB/m) - Pre_Amplifier Gain (dB)

Test Site	SIP-AC3	Test Engineer	Wayen Wang & Arvin Ding
Test Date	2022-12-17~2022-12-31	Test Mode:	802.11n-HT40
Remark:	1. Average measurement was not performed if peak level lower than average limit. 2. Other frequency was 20dB below limit line within 1-18GHz, there is not show in the report.		

Test Channel	Frequency (MHz)	Reading Level (dBμV)	Factor (dB/m)	Measure Level (dBμV/m)	Limit (dBμV/m)	Margin (dB)	Detector	Polarization
03	7392.0	50.9	-5.7	45.2	74.0	-28.8	Peak	Horizontal
	11149.0	50.1	-2.6	47.5	74.0	-26.5	Peak	Horizontal
	12330.5	48.9	-2.5	46.4	74.0	-27.6	Peak	Horizontal
	8293.0	50.3	-3.9	46.4	74.0	-27.6	Peak	Vertical
	11013.0	49.0	-2.5	46.5	74.0	-27.5	Peak	Vertical
	12415.5	49.2	-2.3	46.9	74.0	-27.1	Peak	Vertical
06	8429.0	47.7	-4.0	43.7	74.0	-30.3	Peak	Horizontal
	11166.0	48.6	-2.8	45.8	74.0	-28.2	Peak	Horizontal
	15781.5	45.3	4.0	49.3	74.0	-24.7	Peak	Horizontal
	8276.0	48.7	-4.1	44.6	74.0	-29.4	Peak	Vertical
	11310.5	49.6	-2.8	46.8	74.0	-27.2	Peak	Vertical
	15637.0	45.1	4.0	49.1	74.0	-24.9	Peak	Vertical
09	8259.0	50.7	-4.0	46.7	74.0	-27.3	Peak	Horizontal
	11132.0	50.0	-2.6	47.4	74.0	-26.6	Peak	Horizontal
	12271.0	49.1	-2.7	46.4	74.0	-27.6	Peak	Horizontal
	8378.0	51.0	-3.9	47.1	74.0	-26.9	Peak	Vertical
	11251.0	49.8	-2.6	47.2	74.0	-26.8	Peak	Vertical
	12220.0	48.3	-2.9	45.4	74.0	-28.6	Peak	Vertical

Note: Measure Level (dBμV/m) = Reading Level (dBμV) + Factor (dB/m)

Factor (dB/m) = Cable Loss (dB) + Antenna Factor (dB/m) - Pre_Amplifier Gain (dB)

Test Site	SIP-AC3	Test Engineer	Wayen Wang & Arvin Ding
Test Date	2022-12-17~2022-12-31	Test Mode:	802.11ax-HE20
Remark:	1. Average measurement was not performed if peak level lower than average limit. 2. Other frequency was 20dB below limit line within 1-18GHz, there is not show in the report.		

Test Channel	Frequency (MHz)	Reading Level (dBμV)	Factor (dB/m)	Measure Level (dBμV/m)	Limit (dBμV/m)	Margin (dB)	Detector	Polarization
01	8386.5	49.8	-4.0	45.8	74.0	-28.2	Peak	Horizontal
	11140.5	49.2	-2.6	46.6	74.0	-27.4	Peak	Horizontal
	12475.0	49.6	-2.5	47.1	74.0	-26.9	Peak	Horizontal
	8250.5	49.1	-4.2	44.9	74.0	-29.1	Peak	Vertical
	11081.0	50.0	-2.8	47.2	74.0	-26.8	Peak	Vertical
	12016.0	49.8	-2.7	47.1	74.0	-26.9	Peak	Vertical
06	7307.0	52.3	-5.7	46.6	74.0	-27.4	Peak	Horizontal
	11030.0	48.3	-2.4	45.9	74.0	-28.1	Peak	Horizontal
	15773.0	46.7	4.0	50.7	74.0	-23.3	Peak	Horizontal
	7315.5	53.5	-5.7	47.8	74.0	-26.2	Peak	Vertical
	12186.0	51.0	-3.2	47.8	74.0	-26.2	Peak	Vertical
	15866.5	46.3	4.1	50.4	74.0	-23.6	Peak	Vertical
11	8199.5	48.8	-4.2	44.6	74.0	-29.4	Peak	Horizontal
	11336.0	48.7	-2.8	45.9	74.0	-28.1	Peak	Horizontal
	11888.5	50.1	-2.9	47.2	74.0	-26.8	Peak	Horizontal
	8267.5	50.1	-4.0	46.1	74.0	-27.9	Peak	Vertical
	11667.5	50.5	-2.9	47.6	74.0	-26.4	Peak	Vertical
	12449.5	49.9	-2.6	47.3	74.0	-26.7	Peak	Vertical

Note: Measure Level (dBμV/m) = Reading Level (dBμV) + Factor (dB/m)

Factor (dB/m) = Cable Loss (dB) + Antenna Factor (dB/m) - Pre_Amplifier Gain (dB)

Test Site	SIP-AC3	Test Engineer	Wayen Wang & Arvin Ding
Test Date	2022-12-17~2022-12-31	Test Mode:	802.11ax-HE40
Remark:	1. Average measurement was not performed if peak level lower than average limit. 2. Other frequency was 20dB below limit line within 1-18GHz, there is not show in the report.		

Test Channel	Frequency (MHz)	Reading Level (dBμV)	Factor (dB/m)	Measure Level (dBμV/m)	Limit (dBμV/m)	Margin (dB)	Detector	Polarization
03	8335.5	50.4	-4.0	46.4	74.0	-27.6	Peak	Horizontal
	11013.0	49.7	-2.5	47.2	74.0	-26.8	Peak	Horizontal
	12194.5	48.5	-3.0	45.5	74.0	-28.5	Peak	Horizontal
	8157.0	50.1	-4.6	45.5	74.0	-28.5	Peak	Vertical
	11642.0	49.9	-2.9	47.0	74.0	-27.0	Peak	Vertical
	12492.0	49.4	-2.4	47.0	74.0	-27.0	Peak	Vertical
06	8276.0	49.6	-4.1	45.5	74.0	-28.5	Peak	Horizontal
	11506.0	49.6	-3.1	46.5	74.0	-27.5	Peak	Horizontal
	15671.0	44.4	4.2	48.6	74.0	-25.4	Peak	Horizontal
	8293.0	49.3	-3.9	45.4	74.0	-28.6	Peak	Vertical
	11693.0	49.4	-3.0	46.4	74.0	-27.6	Peak	Vertical
	15637.0	43.9	4.0	47.9	74.0	-26.1	Peak	Vertical
09	8208.0	50.4	-4.1	46.3	74.0	-27.7	Peak	Horizontal
	11514.5	50.1	-3.2	46.9	74.0	-27.1	Peak	Horizontal
	12322.0	49.2	-2.4	46.8	74.0	-27.2	Peak	Horizontal
	8361.0	50.2	-4.0	46.2	74.0	-27.8	Peak	Vertical
	10877.0	48.9	-2.6	46.3	74.0	-27.7	Peak	Vertical
	12143.5	48.6	-3.1	45.5	74.0	-28.5	Peak	Vertical

Note: Measure Level (dBμV/m) = Reading Level (dBμV) + Factor (dB/m)

Factor (dB/m) = Cable Loss (dB) + Antenna Factor (dB/m) - Pre_Amplifier Gain (dB)

The Result of Radiated Emission below 1GHz:

Site: SIP-AC3	Test Date: 2023-01-05
Limit: FCC_Part15.209_RSE(3m)	Engineer: Wayne Wang
Probe: VULB 9168_00997_25-2000MHz	Polarity: Horizontal
EUT: Tri-band Wi-Fi 6E Wireless AP	Power: AC 120V/60Hz
Test Mode: Transmit by 802.11b at 2437MHz	

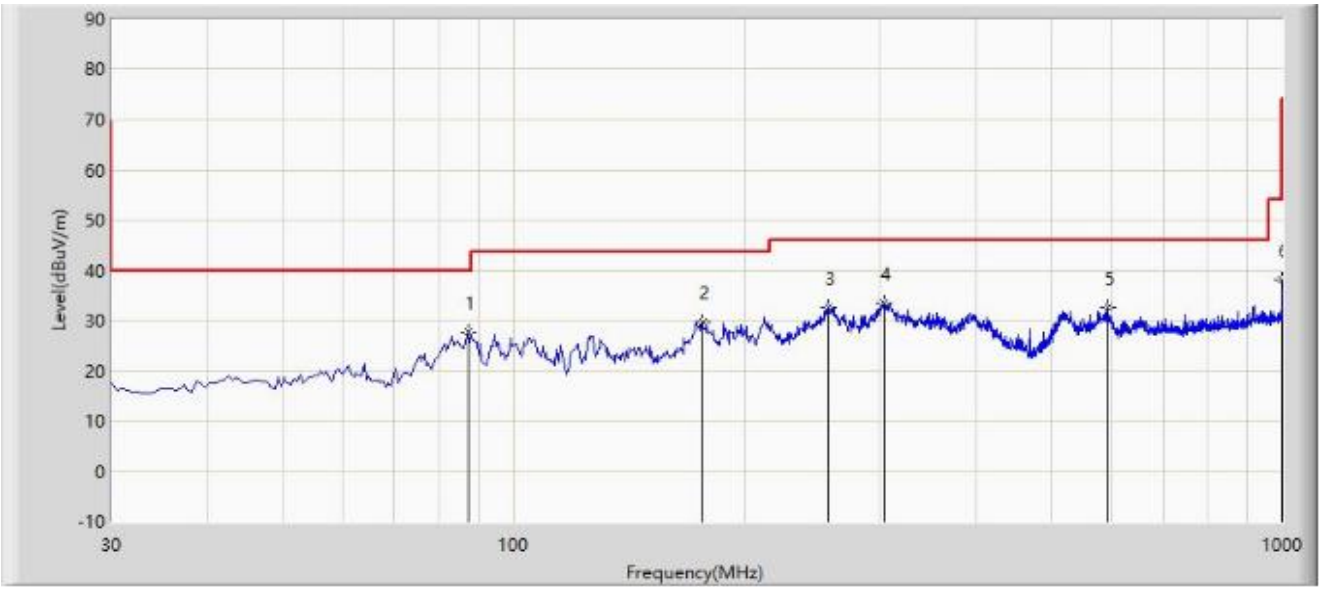

No	Mark	Frequency (MHz)	Measure Level (dBμV/m)	Reading Level (dBμV)	Margin (dB)	Limit (dBμV/m)	Factor (dB/m)	Type
1	*	87.230	27.775	15.578	-12.225	40.000	12.197	PK
2		175.985	29.644	12.687	-13.856	43.500	16.958	PK
3		256.495	32.524	15.702	-13.476	46.000	16.822	PK
4		303.055	33.438	14.950	-12.562	46.000	18.488	PK
5		593.085	32.534	7.264	-13.466	46.000	25.270	PK
6		1000.000	38.137	7.890	-15.863	54.000	30.247	PK

Note 1: " * ", means this data is the worst emission level.

Note 2: Measure Level (dBμV/m) = Reading Level (dBμV) + Factor (dB/m).

Note 3: Factor (dB/m) = Cable Loss (dB) + Antenna Factor (dB/m).

Note 4: Quasi-Peak measurement was not performed when peak measure level was lower than the quasi-peak limit.

Note 5: The amplitude of radiated emissions (frequency range from 9kHz to 30MHz and 18GHz to 25GHz) is that proximity to ambient noise, which also are attenuated more than 20 dB below the permissible value. Therefore, the data is not presented in the report.

Site: SIP-AC3	Test Date: 2023-01-05
Limit: FCC_Part15.209_RSE(3m)	Engineer: Wayne Wang
Probe: VULB 9168_00997_25-2000MHz	Polarity: Vertical
EUT: Tri-band Wi-Fi 6E Wireless AP	Power: AC 120V/60Hz
Test Mode: Transmit by 802.11b at 2437MHz	

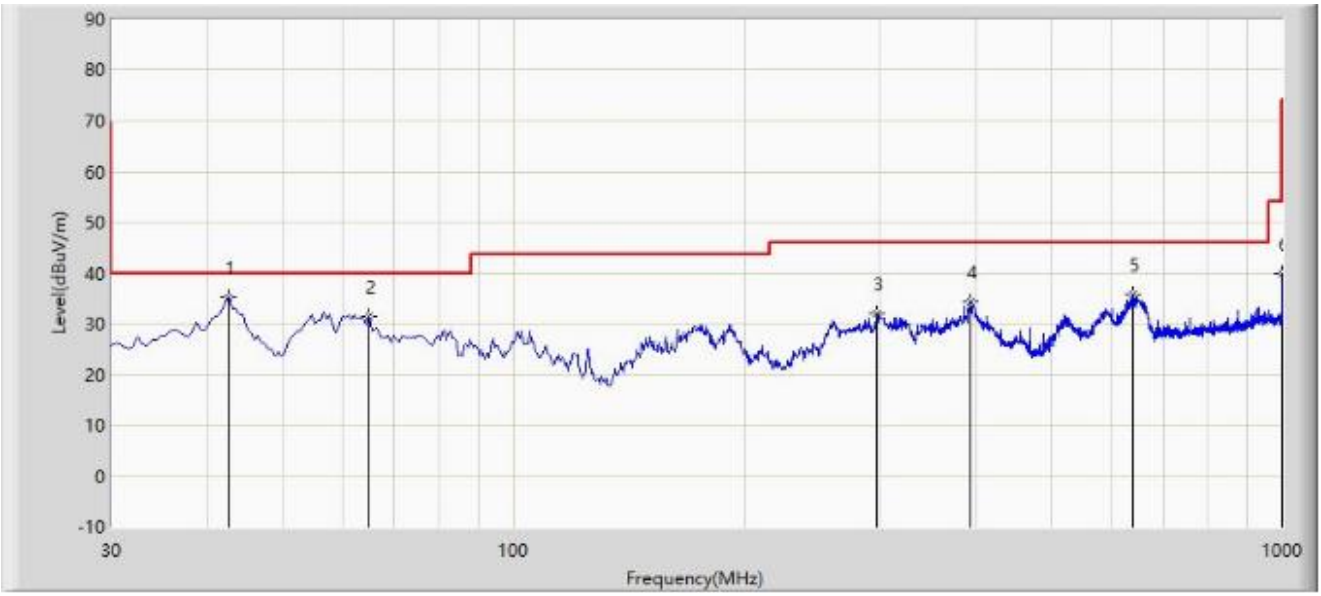

No	Mark	Frequency (MHz)	Measure Level (dBμV/m)	Reading Level (dBμV)	Margin (dB)	Limit (dBμV/m)	Factor (dB/m)	Type
1	*	42.610	35.313	17.468	-4.687	40.000	17.845	PK
2		64.920	31.466	15.044	-8.534	40.000	16.422	PK
3		297.235	32.104	13.760	-13.896	46.000	18.344	PK
4		392.295	34.455	13.751	-11.545	46.000	20.704	PK
5		640.615	35.732	9.785	-10.268	46.000	25.948	PK
6		1000.000	39.787	9.540	-14.213	54.000	30.247	PK

Note 1: " * ", means this data is the worst emission level.

Note 2: Measure Level (dBμV/m) = Reading Level (dBμV) + Factor (dB/m).

Note 3: Factor (dB/m) = Cable Loss (dB) + Antenna Factor (dB/m).

Note 4: Quasi-Peak measurement was not performed when peak measure level was lower than the quasi-peak limit.

Note 5: The amplitude of radiated emissions (frequency range from 9kHz to 30MHz and 18GHz to 25GHz) is that proximity to ambient noise, which also are attenuated more than 20 dB below the permissible value. Therefore, the data is not presented in the report.

A.7 Radiated Restricted Band Edge Test Result

Site: SIP-AC3	Test Date: 2022-12-17
Limit: FCC_2.4G_RE(3m)	Engineer: Wayne Wang
Probe: HF907_102861_1-18GHz	Polarity: Horizontal
EUT: Tri-band Wi-Fi 6E Wireless AP	Power: AC 120V/60Hz
Test Mode: Transmit by 802.11b at 2412MHz	

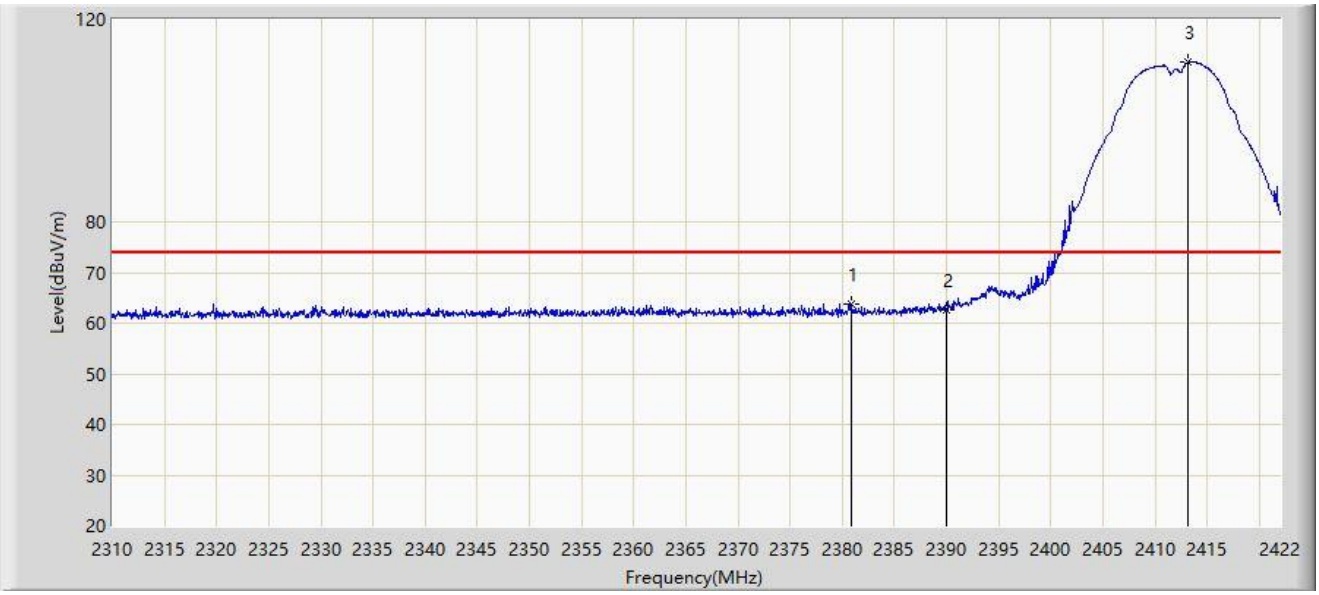

No	Mark	Frequency (MHz)	Measure Level (dBμV/m)	Reading Level (dBμV)	Margin (dB)	Limit (dBμV/m)	Factor (dB/m)	Type
1	*	2380.896	63.815	31.941	-10.185	74.000	31.874	PK
2		2390.000	62.475	30.546	-11.525	74.000	31.929	PK
3		2413.152	111.510	79.433	N/A	N/A	32.076	PK

Note 1: " * ", means this data is the worst emission level.

Note 2: Measure Level (dBμV/m) = Reading Level (dBμV) + Factor (dB/m).

Note 3: Factor (dB/m) = Cable Loss (dB) + Antenna Factor (dB/m).

Site: SIP-AC3	Test Date: 2022-12-17
Limit: FCC_2.4G_RE(3m)	Engineer: Wayne Wang
Probe: HF907_102861_1-18GHz	Polarity: Horizontal
EUT: Tri-band Wi-Fi 6E Wireless AP	Power: AC 120V/60Hz
Test Mode: Transmit by 802.11b at 2412MHz	

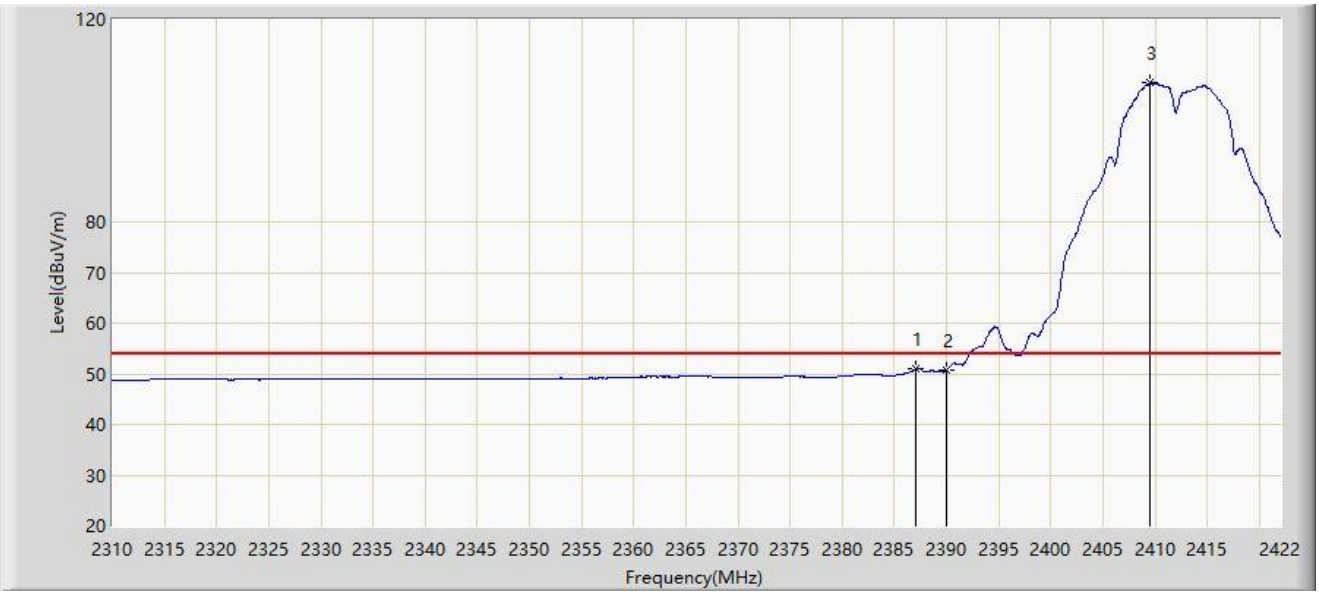

No	Mark	Frequency (MHz)	Measure Level (dBμV/m)	Reading Level (dBμV)	Margin (dB)	Limit (dBμV/m)	Factor (dB/m)	Type
1	*	2387.056	50.966	19.055	-3.034	54.000	31.911	AV
2		2390.000	50.818	18.889	-3.182	54.000	31.929	AV
3		2409.568	107.429	75.361	N/A	N/A	32.068	AV

Note 1: " * ", means this data is the worst emission level.

Note 2: Measure Level (dBμV/m) = Reading Level (dBμV) + Factor (dB/m).

Note 3: Factor (dB/m) = Cable Loss (dB) + Antenna Factor (dB/m).

Site: SIP-AC3	Test Date: 2022-12-17
Limit: FCC_2.4G_RE(3m)	Engineer: Wayne Wang
Probe: HF907_102861_1-18GHz	Polarity: Vertical
EUT: Tri-band Wi-Fi 6E Wireless AP	Power: AC 120V/60Hz
Test Mode: Transmit by 802.11b at 2412MHz	

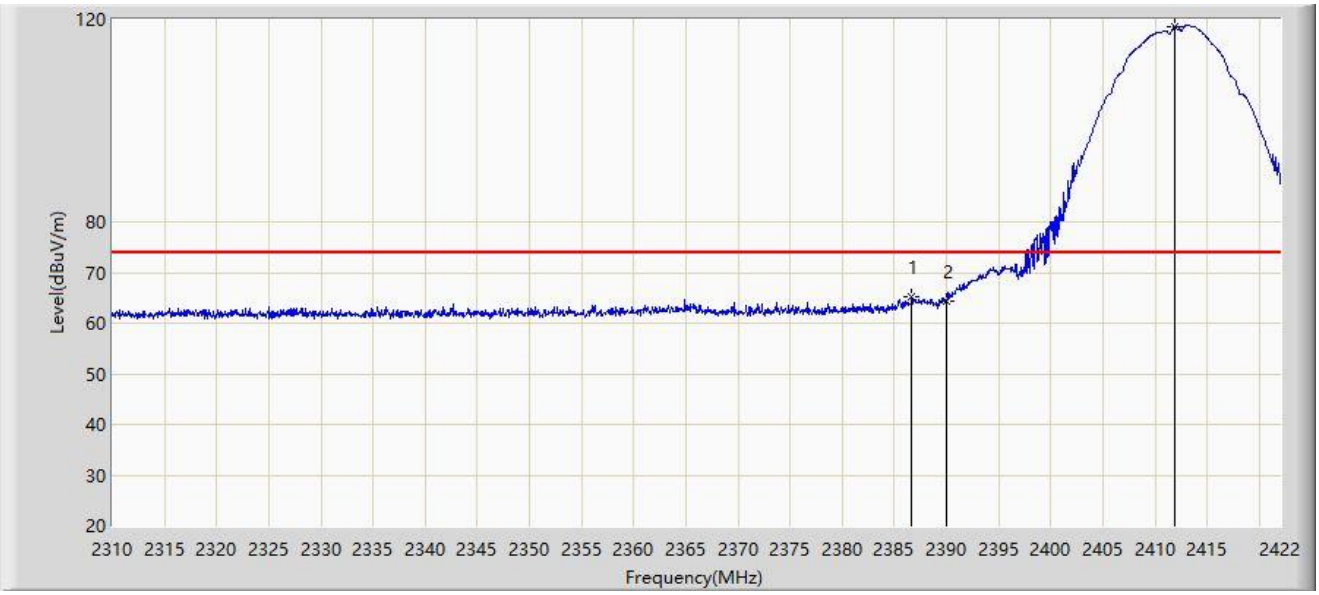

No	Mark	Frequency (MHz)	Measure Level (dBμV/m)	Reading Level (dBμV)	Margin (dB)	Limit (dBμV/m)	Factor (dB/m)	Type
1	*	2386.664	65.138	33.229	-8.862	74.000	31.909	PK
2		2390.000	64.320	32.391	-9.680	74.000	31.929	PK
3		2411.920	118.606	86.528	N/A	N/A	32.077	PK

Note 1: " * ", means this data is the worst emission level.

Note 2: Measure Level (dBμV/m) = Reading Level (dBμV) + Factor (dB/m).

Note 3: Factor (dB/m) = Cable Loss (dB) + Antenna Factor (dB/m).

Site: SIP-AC3	Test Date: 2022-12-17
Limit: FCC_2.4G_RE(3m)	Engineer: Wayne Wang
Probe: HF907_102861_1-18GHz	Polarity: Vertical
EUT: Tri-band Wi-Fi 6E Wireless AP	Power: AC 120V/60Hz
Test Mode: Transmit by 802.11b at 2412MHz	

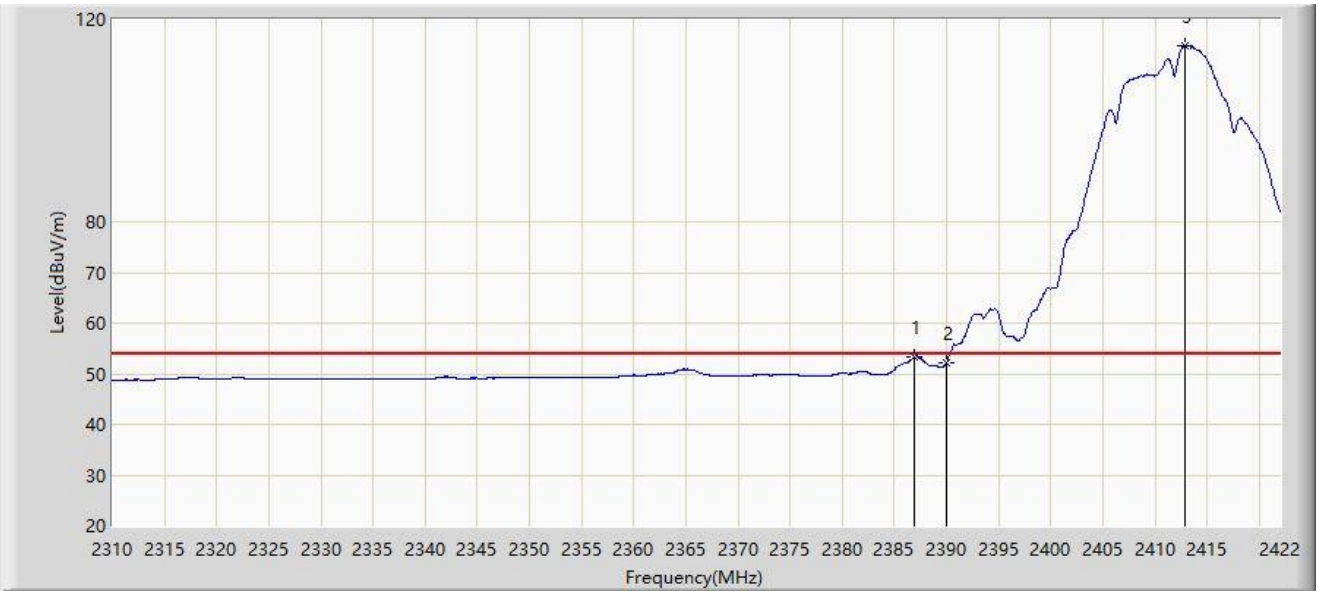

No	Mark	Frequency (MHz)	Measure Level (dBμV/m)	Reading Level (dBμV)	Margin (dB)	Limit (dBμV/m)	Factor (dB/m)	Type
1	*	2386.944	53.456	21.546	-0.544	54.000	31.910	AV
2		2390.000	52.198	20.269	-1.802	54.000	31.929	AV
3		2412.872	114.680	82.603	N/A	N/A	32.077	AV

Note 1: " * ", means this data is the worst emission level.

Note 2: Measure Level (dBμV/m) = Reading Level (dBμV) + Factor (dB/m).

Note 3: Factor (dB/m) = Cable Loss (dB) + Antenna Factor (dB/m).

Site: SIP-AC3	Test Date: 2022-12-22
Limit: FCC_2.4G_RE(3m)	Engineer: Arvin Ding
Probe: HF907_102861_1-18GHz	Polarity: Horizontal
EUT: Tri-band Wi-Fi 6E Wireless AP810E	Power: AC 120V/60Hz
Test Mode: Transmit by 802.11b at 2437MHz	

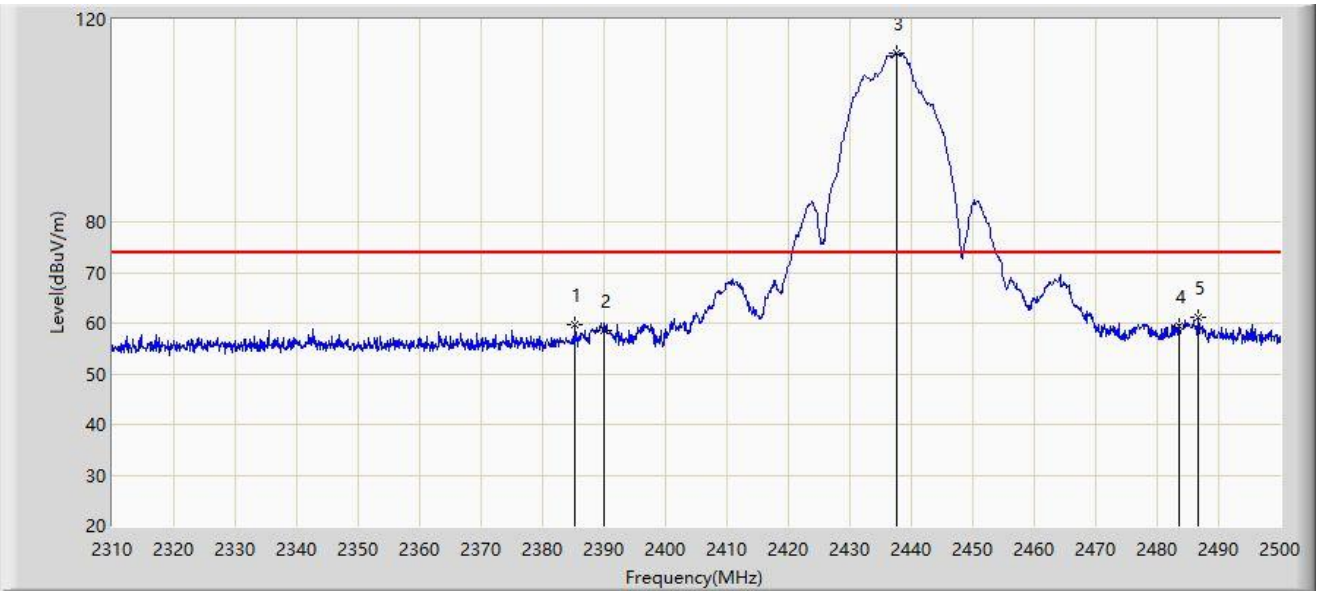

No	Mark	Frequency (MHz)	Measure Level (dBµV/m)	Reading Level (dBµV)	Margin (dB)	Limit (dBµV/m)	Factor (dB/m)	Type
1		2385.335	59.567	27.666	-14.433	74.000	31.901	PK
2		2390.000	58.596	26.667	-15.404	74.000	31.929	PK
3		2437.585	113.294	81.204	N/A	N/A	32.090	PK
4		2483.500	59.518	27.213	-14.482	74.000	32.305	PK
5	*	2486.605	61.154	28.833	-12.846	74.000	32.321	PK

Note 1: " * ", means this data is the worst emission level.

Note 2: Measure Level (dBµV/m) = Reading Level (dBµV) + Factor (dB/m).

Note 3: Factor (dB/m) = Cable Loss (dB) + Antenna Factor (dB/m).

Site: SIP-AC3	Test Date: 2022-12-22
Limit: FCC_2.4G_RE(3m)	Engineer: Arvin Ding
Probe: HF907_102861_1-18GHz	Polarity: Horizontal
EUT: Tri-band Wi-Fi 6E Wireless AP810E	Power: AC 120V/60Hz
Test Mode: Transmit by 802.11b at 2437MHz	

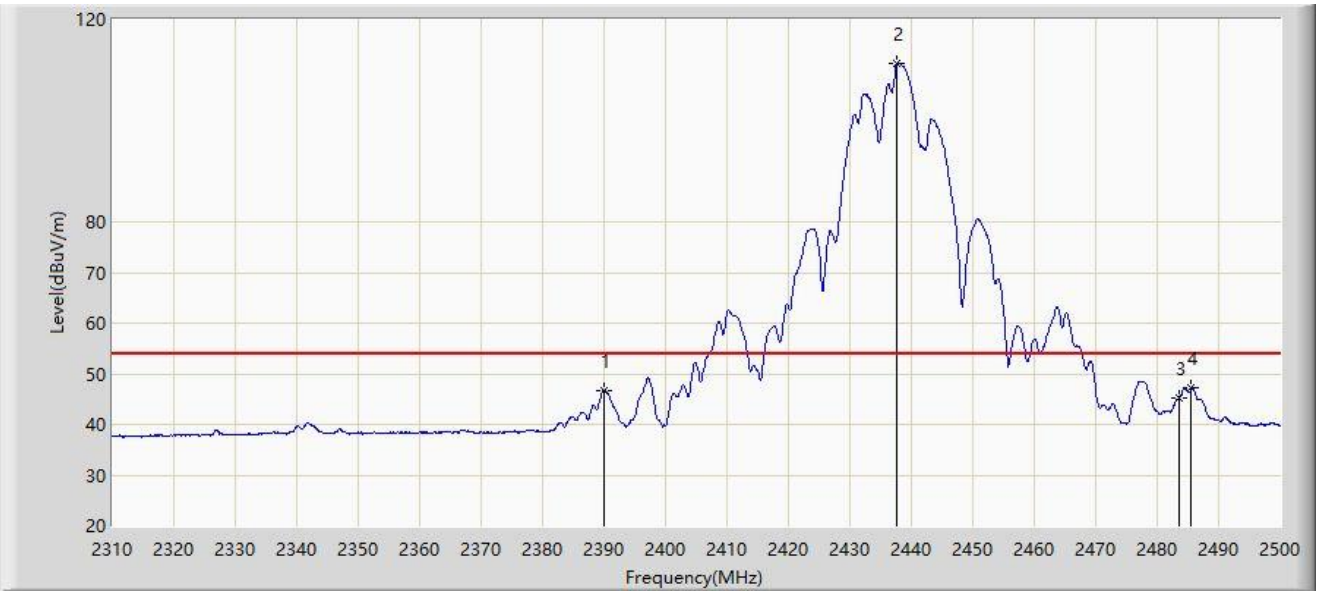

No	Mark	Frequency (MHz)	Measure Level (dBμV/m)	Reading Level (dBμV)	Margin (dB)	Limit (dBμV/m)	Factor (dB/m)	Type
1		2390.000	46.662	14.733	-7.338	54.000	31.929	AV
2		2437.680	111.240	79.150	N/A	N/A	32.090	AV
3		2483.500	45.154	12.849	-8.846	54.000	32.305	AV
4	*	2485.560	47.241	14.926	-6.759	54.000	32.316	AV

Note 1: " * ", means this data is the worst emission level.

Note 2: Measure Level (dBμV/m) = Reading Level (dBμV) + Factor (dB/m).

Note 3: Factor (dB/m) = Cable Loss (dB) + Antenna Factor (dB/m).

Site: SIP-AC3	Test Date: 2022-12-22
Limit: FCC_2.4G_RE(3m)	Engineer: Arvin Ding
Probe: HF907_102861_1-18GHz	Polarity: Vertical
EUT: Tri-band Wi-Fi 6E Wireless AP810E	Power: AC 120V/60Hz
Test Mode: Transmit by 802.11b at 2437MHz	

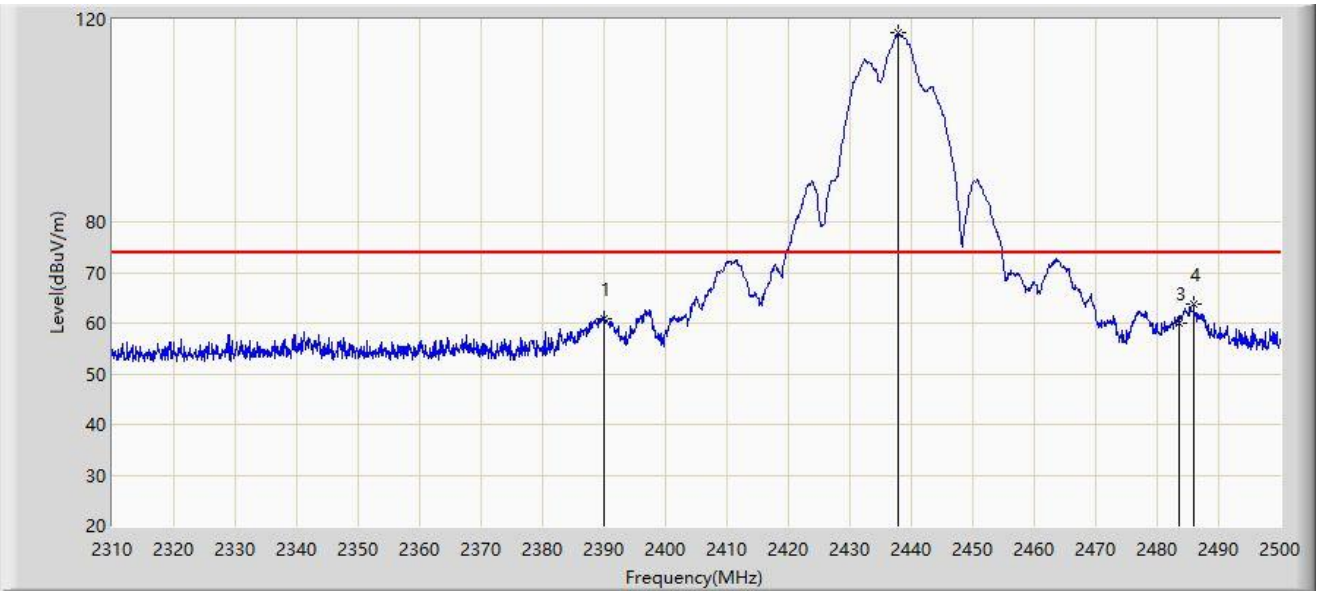

No	Mark	Frequency (MHz)	Measure Level (dBμV/m)	Reading Level (dBμV)	Margin (dB)	Limit (dBμV/m)	Factor (dB/m)	Type
1		2390.000	60.786	28.857	-13.214	74.000	31.929	PK
2		2437.870	117.276	85.185	N/A	N/A	32.091	PK
3		2483.500	60.091	27.786	-13.909	74.000	32.305	PK
4	*	2485.940	63.837	31.520	-10.163	74.000	32.318	PK

Note 1: " * ", means this data is the worst emission level.

Note 2: Measure Level (dBμV/m) = Reading Level (dBμV) + Factor (dB/m).

Note 3: Factor (dB/m) = Cable Loss (dB) + Antenna Factor (dB/m).

Site: SIP-AC3	Test Date: 2022-12-22
Limit: FCC_2.4G_RE(3m)	Engineer: Arvin Ding
Probe: HF907_102861_1-18GHz	Polarity: Vertical
EUT: Tri-band Wi-Fi 6E Wireless AP810E	Power: AC 120V/60Hz
Test Mode: Transmit by 802.11b at 2437MHz	

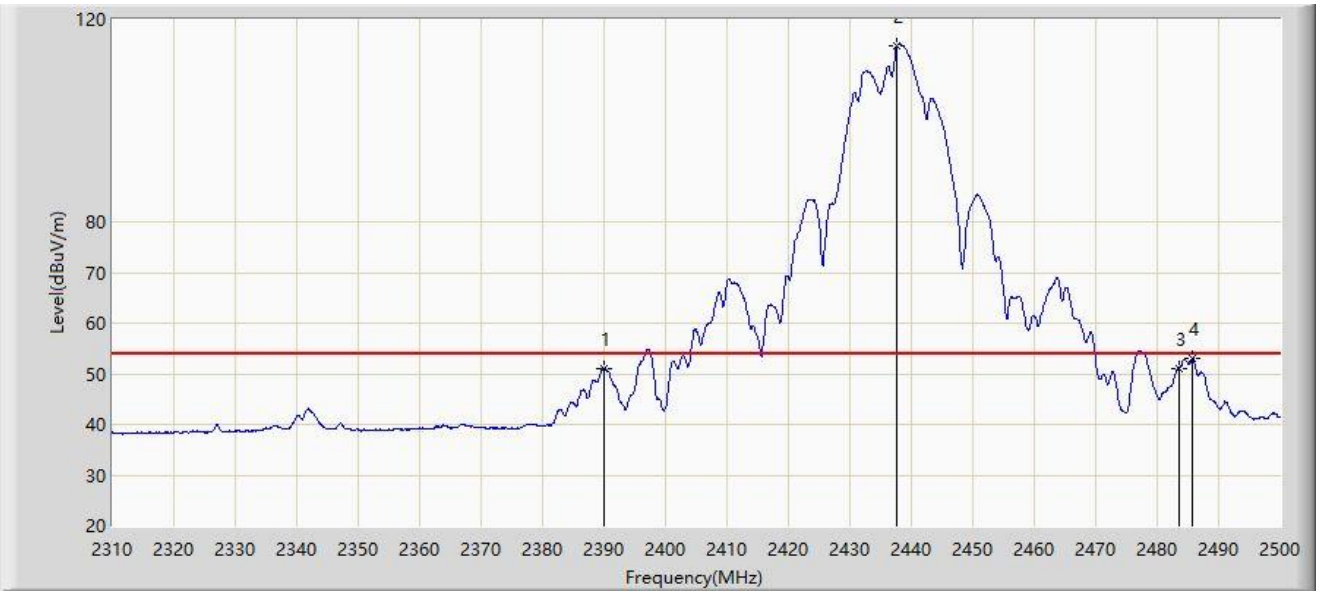

No	Mark	Frequency (MHz)	Measure Level (dBμV/m)	Reading Level (dBμV)	Margin (dB)	Limit (dBμV/m)	Factor (dB/m)	Type
1		2390.000	51.087	19.158	-2.913	54.000	31.929	AV
2		2437.680	114.896	82.806	N/A	N/A	32.090	AV
3		2483.500	51.096	18.791	-2.904	54.000	32.305	AV
4	*	2485.750	52.972	20.656	-1.028	54.000	32.316	AV

Note 1: " * ", means this data is the worst emission level.

Note 2: Measure Level (dBμV/m) = Reading Level (dBμV) + Factor (dB/m).

Note 3: Factor (dB/m) = Cable Loss (dB) + Antenna Factor (dB/m).

Site: SIP-AC3	Test Date: 2022-12-17
Limit: FCC_2.4G_RE(3m)	Engineer: Wayne Wang
Probe: HF907_102861_1-18GHz	Polarity: Horizontal
EUT: Tri-band Wi-Fi 6E Wireless AP	Power: AC 120V/60Hz
Test Mode: Transmit by 802.11b at 2462MHz	

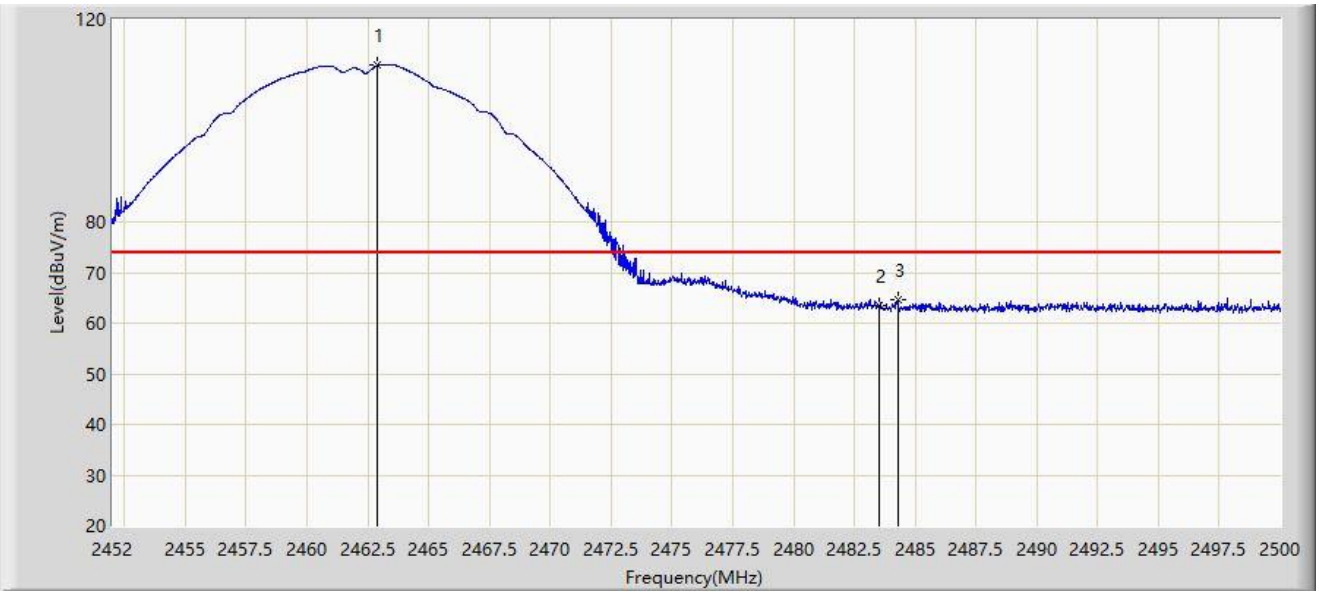

No	Mark	Frequency (MHz)	Measure Level (dBμV/m)	Reading Level (dBμV)	Margin (dB)	Limit (dBμV/m)	Factor (dB/m)	Type
1		2462.872	110.878	78.659	N/A	N/A	32.219	PK
2		2483.500	63.361	31.056	-10.639	74.000	32.305	PK
3	*	2484.304	64.641	32.332	-9.359	74.000	32.309	PK

Note 1: " * ", means this data is the worst emission level.

Note 2: Measure Level (dBμV/m) = Reading Level (dBμV) + Factor (dB/m).

Note 3: Factor (dB/m) = Cable Loss (dB) + Antenna Factor (dB/m).

Site: SIP-AC3	Test Date: 2022-12-17
Limit: FCC_2.4G_RE(3m)	Engineer: Wayne Wang
Probe: HF907_102861_1-18GHz	Polarity: Horizontal
EUT: Tri-band Wi-Fi 6E Wireless AP	Power: AC 120V/60Hz
Test Mode: Transmit by 802.11b at 2462MHz	

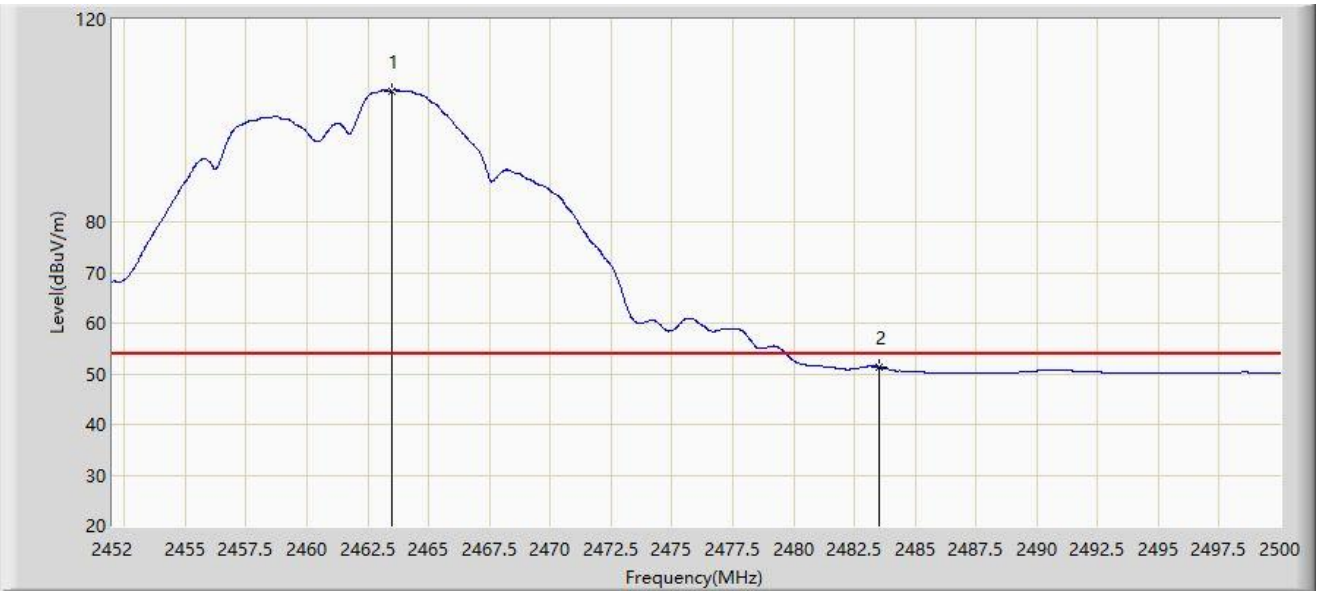

No	Mark	Frequency (MHz)	Measure Level (dBμV/m)	Reading Level (dBμV)	Margin (dB)	Limit (dBμV/m)	Factor (dB/m)	Type
1		2463.472	105.929	73.708	N/A	N/A	32.221	AV
2	*	2483.500	51.383	19.078	-2.617	54.000	32.305	AV

Note 1: " * ", means this data is the worst emission level.

Note 2: Measure Level (dBμV/m) = Reading Level (dBμV) + Factor (dB/m).

Note 3: Factor (dB/m) = Cable Loss (dB) + Antenna Factor (dB/m).

Site: SIP-AC3	Test Date: 2022-12-17
Limit: FCC_2.4G_RE(3m)	Engineer: Wayne Wang
Probe: HF907_102861_1-18GHz	Polarity: Vertical
EUT: Tri-band Wi-Fi 6E Wireless AP	Power: AC 120V/60Hz
Test Mode: Transmit by 802.11b at 2462MHz	

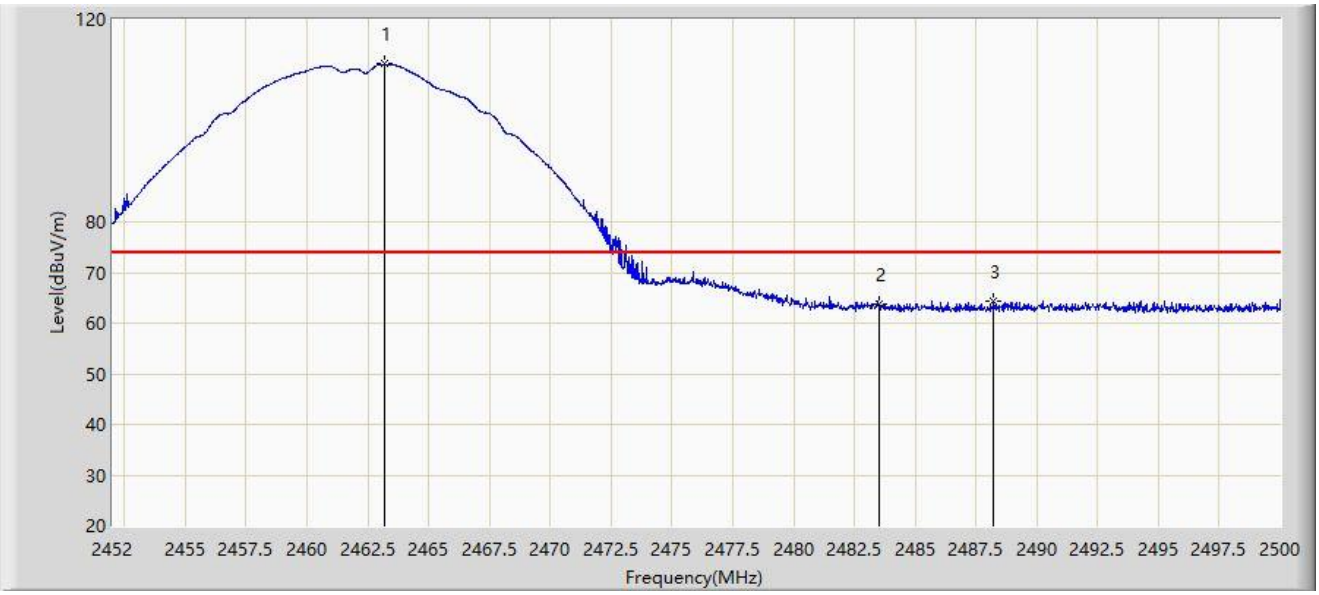

No	Mark	Frequency (MHz)	Measure Level (dBμV/m)	Reading Level (dBμV)	Margin (dB)	Limit (dBμV/m)	Factor (dB/m)	Type
1		2463.184	111.160	78.940	N/A	N/A	32.220	PK
2		2483.500	63.744	31.439	-10.256	74.000	32.305	PK
3	*	2488.240	64.418	32.089	-9.582	74.000	32.329	PK

Note 1: " * ", means this data is the worst emission level.

Note 2: Measure Level (dBμV/m) = Reading Level (dBμV) + Factor (dB/m).

Note 3: Factor (dB/m) = Cable Loss (dB) + Antenna Factor (dB/m).

Site: SIP-AC3	Test Date: 2022-12-17
Limit: FCC_2.4G_RE(3m)	Engineer: Wayne Wang
Probe: HF907_102861_1-18GHz	Polarity: Vertical
EUT: Tri-band Wi-Fi 6E Wireless AP	Power: AC 120V/60Hz
Test Mode: Transmit by 802.11b at 2462MHz	

No	Mark	Frequency (MHz)	Measure Level (dBμV/m)	Reading Level (dBμV)	Margin (dB)	Limit (dBμV/m)	Factor (dB/m)	Type
1		2463.088	107.837	75.618	N/A	N/A	32.220	AV
2	*	2483.500	52.068	19.763	-1.932	54.000	32.305	AV

Note 1: " * ", means this data is the worst emission level.

Note 2: Measure Level (dBμV/m) = Reading Level (dBμV) + Factor (dB/m).

Note 3: Factor (dB/m) = Cable Loss (dB) + Antenna Factor (dB/m).

Site: SIP-AC1	Test Date: 2023-01-03
Limit: FCC_2.4G_RE(3m)	Engineer: Yien Qian
Probe: HF907_102862_1-18GHz	Polarity: Horizontal
EUT: Tri-band Wi-Fi 6E Wireless AP	Power: AC 230V/50Hz
Test Mode: Transmit by 802.11g at 2412MHz	

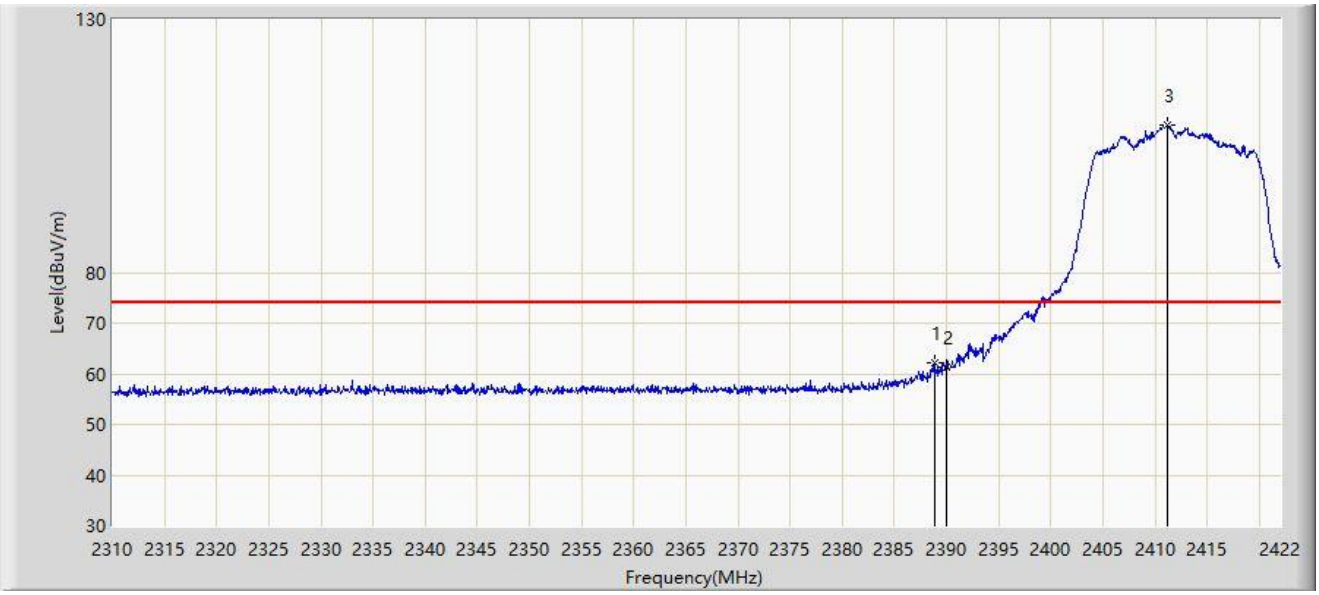

No	Mark	Frequency (MHz)	Measure Level (dBμV/m)	Reading Level (dBμV)	Margin (dB)	Limit (dBμV/m)	Factor (dB/m)	Type
1	*	2388.870	62.186	30.697	-11.814	74.000	31.488	PK
2		2390.000	61.406	29.894	-12.594	74.000	31.512	PK
3		2411.244	109.121	77.486	N/A	N/A	31.635	PK

Note 1: " * ", means this data is the worst emission level.

Note 2: Measure Level (dBμV/m) = Reading Level (dBμV) + Factor (dB/m).

Note 3: Factor (dB/m) = Cable Loss (dB) + Antenna Factor (dB/m).

Site: SIP-AC1	Test Date: 2023-01-03
Limit: FCC_2.4G_RE(3m)	Engineer: Yien Qian
Probe: HF907_102862_1-18GHz	Polarity: Horizontal
EUT: Tri-band Wi-Fi 6E Wireless AP	Power: AC 230V/50Hz
Test Mode: Transmit by 802.11g at 2412MHz	

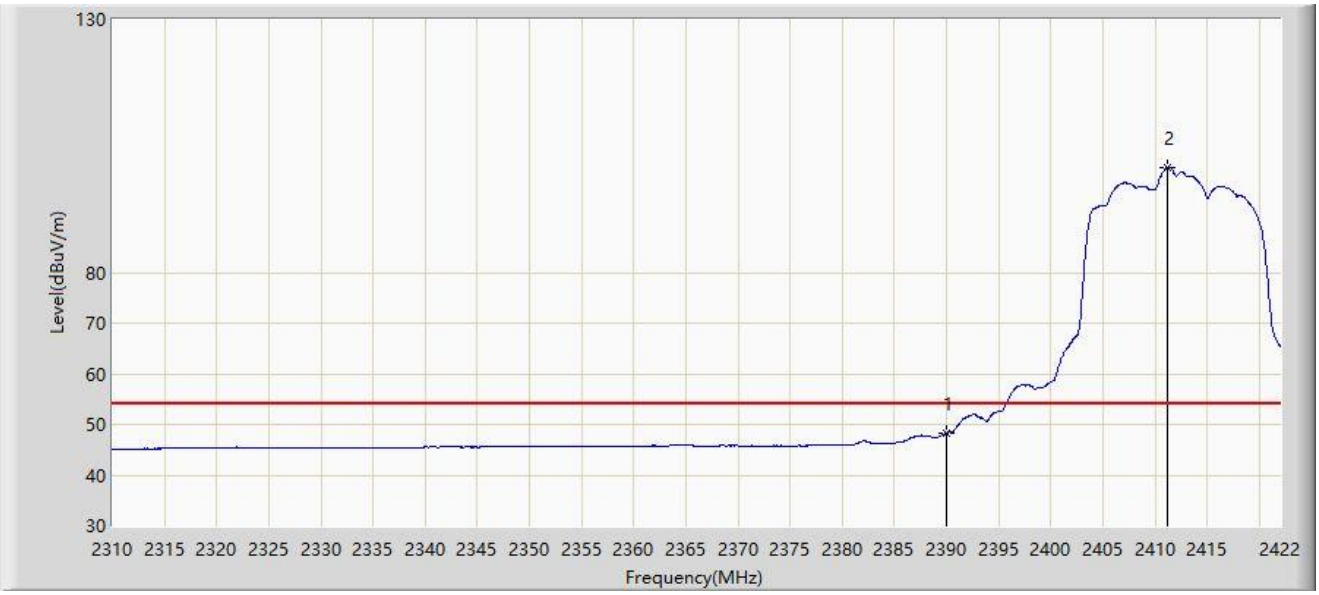

No	Mark	Frequency (MHz)	Measure Level (dBμV/m)	Reading Level (dBμV)	Margin (dB)	Limit (dBμV/m)	Factor (dB/m)	Type
1	*	2390.000	48.277	16.765	-5.723	54.000	31.512	AV
2		2411.136	100.691	69.056	N/A	N/A	31.635	AV

Note 1: " * ", means this data is the worst emission level.

Note 2: Measure Level (dBμV/m) = Reading Level (dBμV) + Factor (dB/m).

Note 3: Factor (dB/m) = Cable Loss (dB) + Antenna Factor (dB/m).

Site: SIP-AC1	Test Date: 2023-01-03
Limit: FCC_2.4G_RE(3m)	Engineer: Yien Qian
Probe: HF907_102862_1-18GHz	Polarity: Vertical
EUT: Tri-band Wi-Fi 6E Wireless AP	Power: AC 230V/50Hz
Test Mode: Transmit by 802.11g at 2412MHz	

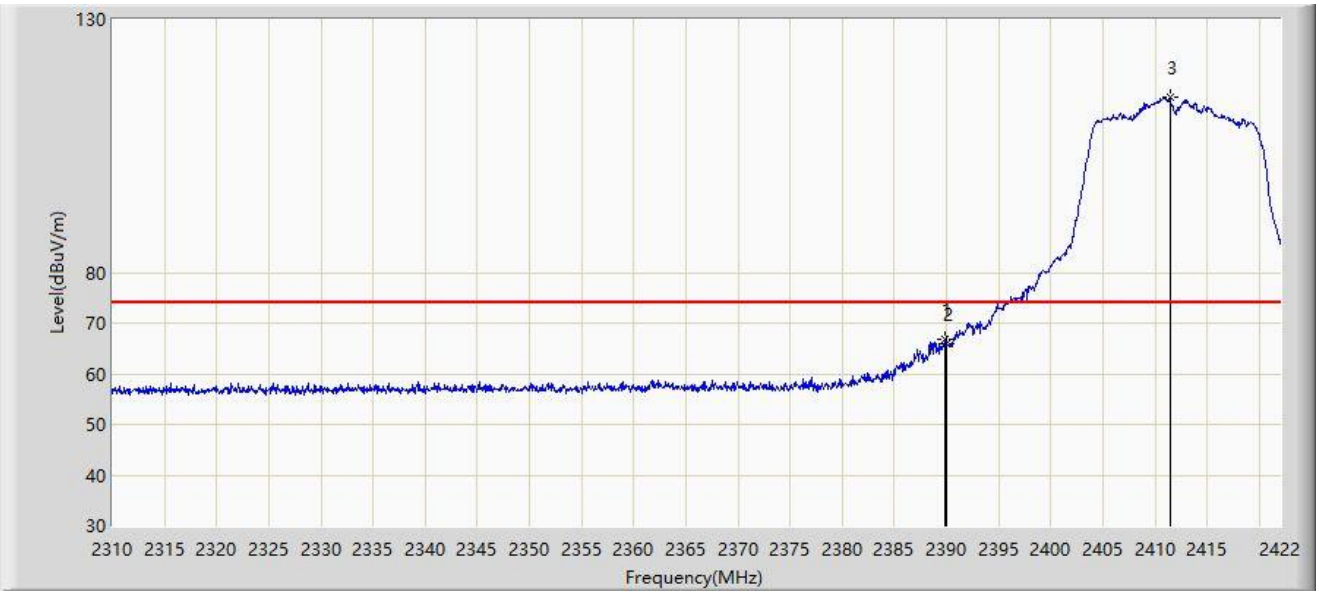

No	Mark	Frequency (MHz)	Measure Level (dBµV/m)	Reading Level (dBµV)	Margin (dB)	Limit (dBµV/m)	Factor (dB/m)	Type
1	*	2389.926	66.766	35.255	-7.234	74.000	31.511	PK
2		2390.000	65.881	34.369	-8.119	74.000	31.512	PK
3		2411.442	114.521	82.885	N/A	N/A	31.636	PK

Note 1: " * ", means this data is the worst emission level.

Note 2: Measure Level (dBµV/m) = Reading Level (dBµV) + Factor (dB/m).

Note 3: Factor (dB/m) = Cable Loss (dB) + Antenna Factor (dB/m).

Site: SIP-AC1	Test Date: 2023-01-03
Limit: FCC_2.4G_RE(3m)	Engineer: Yien Qian
Probe: HF907_102862_1-18GHz	Polarity: Vertical
EUT: Tri-band Wi-Fi 6E Wireless AP	Power: AC 230V/50Hz
Test Mode: Transmit by 802.11g at 2412MHz	

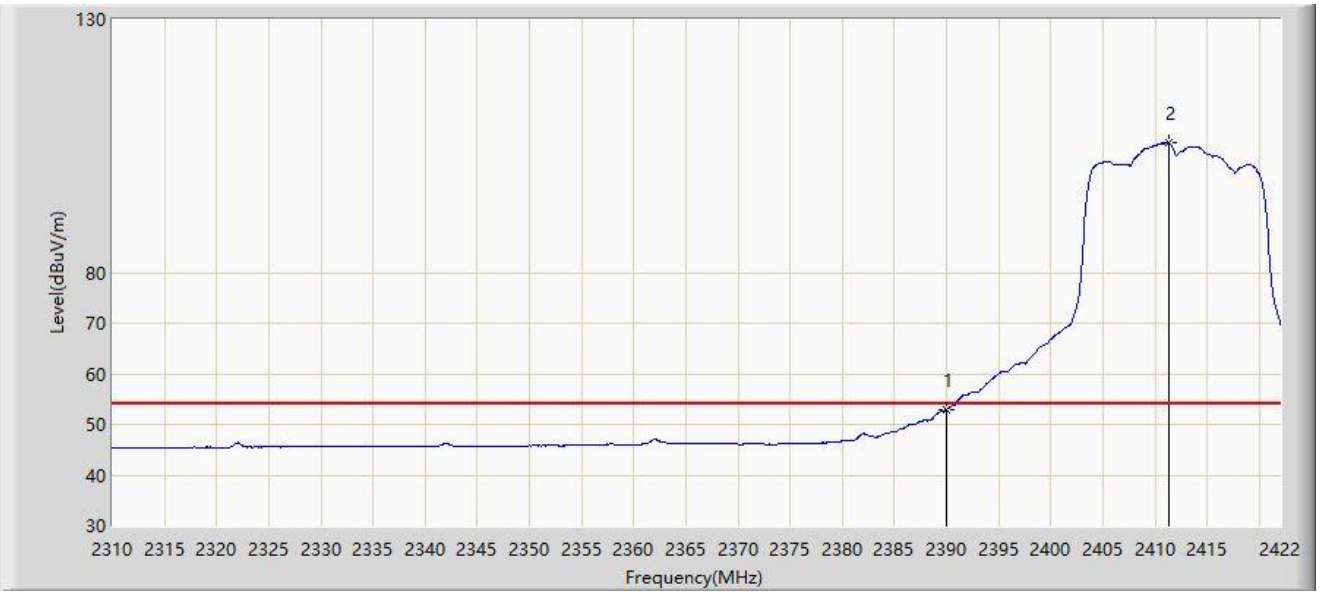

No	Mark	Frequency (MHz)	Measure Level (dBμV/m)	Reading Level (dBμV)	Margin (dB)	Limit (dBμV/m)	Factor (dB/m)	Type
1	*	2390.000	52.939	21.427	-1.061	54.000	31.512	AV
2		2411.310	105.566	73.931	N/A	N/A	31.635	AV

Note 1: " * ", means this data is the worst emission level.

Note 2: Measure Level (dBμV/m) = Reading Level (dBμV) + Factor (dB/m).

Note 3: Factor (dB/m) = Cable Loss (dB) + Antenna Factor (dB/m).

Site: SIP-AC3	Time: 2022/12/25 - 13:27
Limit: FCC_Part15.209_RSE(3m)_2.4G	Engineer: Yien Qian
Probe: HF907_102861_1-18GHz	Polarity: Vertical
EUT: Tri-band Wi-Fi 6E Wireless AP	Power: AC 120V/60Hz
Test Mode: Transmit by 802.11g at 2417MHz	

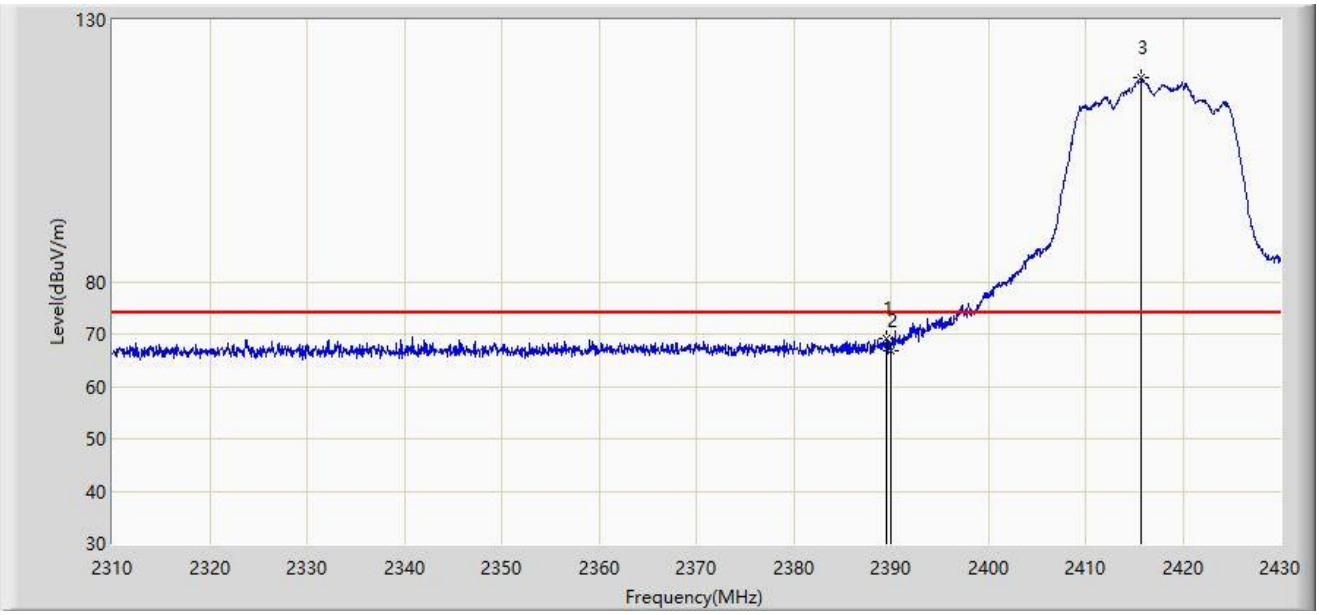

No	Mark	Frequency (MHz)	Measure Level (dBμV/m)	Reading Level (dBμV)	Margin (dB)	Limit (dBμV/m)	Factor (dB/m)	Type
1	*	2389.500	69.223	37.297	-4.777	74.000	31.926	PK
2		2390.000	66.898	34.969	-7.102	74.000	31.929	PK
3		2415.720	118.873	86.798	N/A	N/A	32.075	PK

Note 1: " * ", means this data is the worst emission level.

Note 2: Measure Level (dBμV/m) = Reading Level (dBμV) + Factor (dB/m).

Note 3: Factor (dB/m) = Cable Loss (dB) + Antenna Factor (dB/m).

Site: SIP-AC3	Time: 2022/12/25 - 13:24
Limit: FCC_Part15.209_RSE(3m)_2.4G	Engineer: Yien Qian
Probe: HF907_102861_1-18GHz	Polarity: Vertical
EUT: Tri-band Wi-Fi 6E Wireless AP	Power: AC 120V/60Hz
Test Mode: Transmit by 802.11g at 2417MHz	

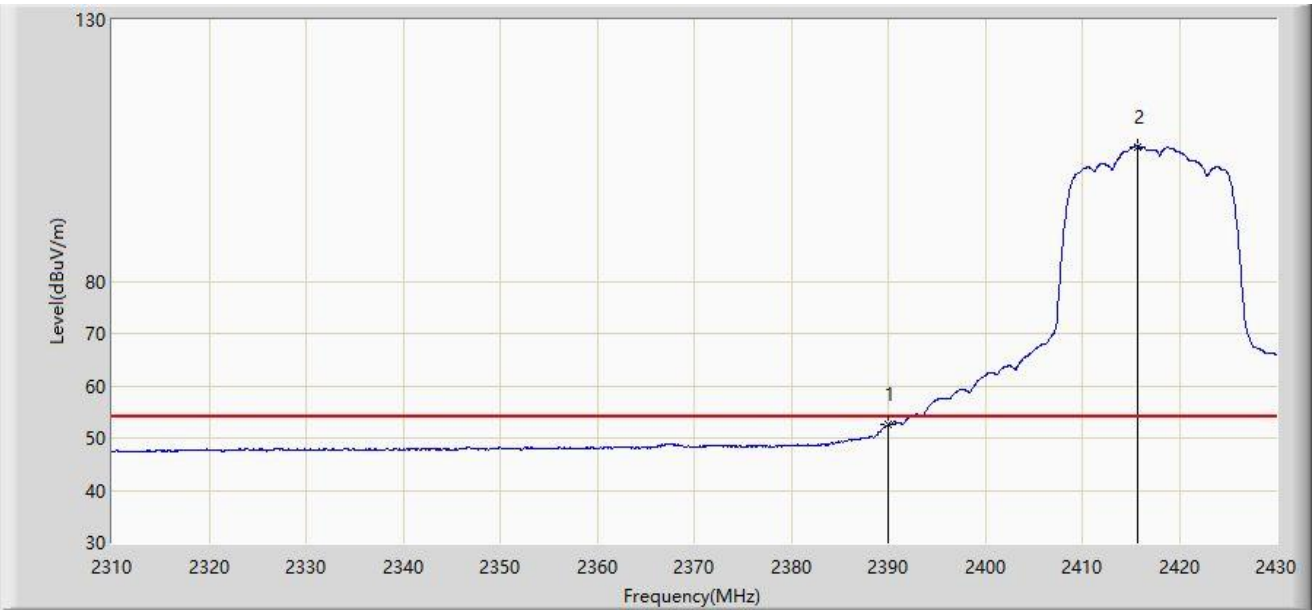

No	Mark	Frequency (MHz)	Measure Level (dBμV/m)	Reading Level (dBμV)	Margin (dB)	Limit (dBμV/m)	Factor (dB/m)	Type
1	*	2390.000	52.507	20.578	-1.493	54.000	31.929	AV
2		2415.780	105.761	73.686	N/A	N/A	32.074	AV

Note 1: " * ", means this data is the worst emission level.

Note 2: Measure Level (dBμV/m) = Reading Level (dBμV) + Factor (dB/m).

Note 3: Factor (dB/m) = Cable Loss (dB) + Antenna Factor (dB/m).

Site: SIP-AC3	Time: 2022/12/25 - 13:41
Limit: FCC_Part15.209_RSE(3m)_2.4G	Engineer: Yien Qian
Probe: HF907_102861_1-18GHz	Polarity: Vertical
EUT: Tri-band Wi-Fi 6E Wireless AP	Power: AC 120V/60Hz
Test Mode: Transmit by 802.11g at 2422MHz	

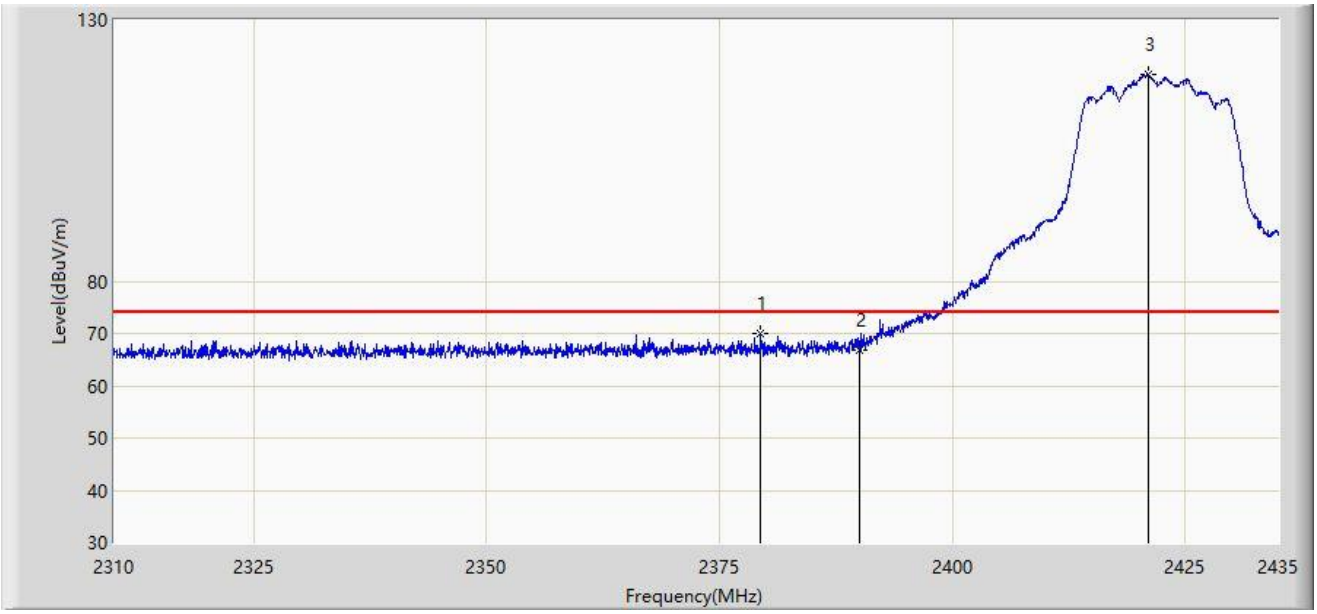

No	Mark	Frequency (MHz)	Measure Level (dBμV/m)	Reading Level (dBμV)	Margin (dB)	Limit (dBμV/m)	Factor (dB/m)	Type
1	*	2379.437	69.922	38.057	-4.078	74.000	31.865	PK
2		2390.000	66.704	34.775	-7.296	74.000	31.929	PK
3		2421.125	119.504	87.434	N/A	N/A	32.071	PK

Note 1: " * ", means this data is the worst emission level.

Note 2: Measure Level (dBμV/m) = Reading Level (dBμV) + Factor (dB/m).

Note 3: Factor (dB/m) = Cable Loss (dB) + Antenna Factor (dB/m).

Site: SIP-AC3	Time: 2022/12/25 - 13:38
Limit: FCC_Part15.209_RSE(3m)_2.4G	Engineer: Yien Qian
Probe: HF907_102861_1-18GHz	Polarity: Vertical
EUT: Tri-band Wi-Fi 6E Wireless AP	Power: AC 120V/60Hz
Test Mode: Transmit by 802.11g at 2422MHz	

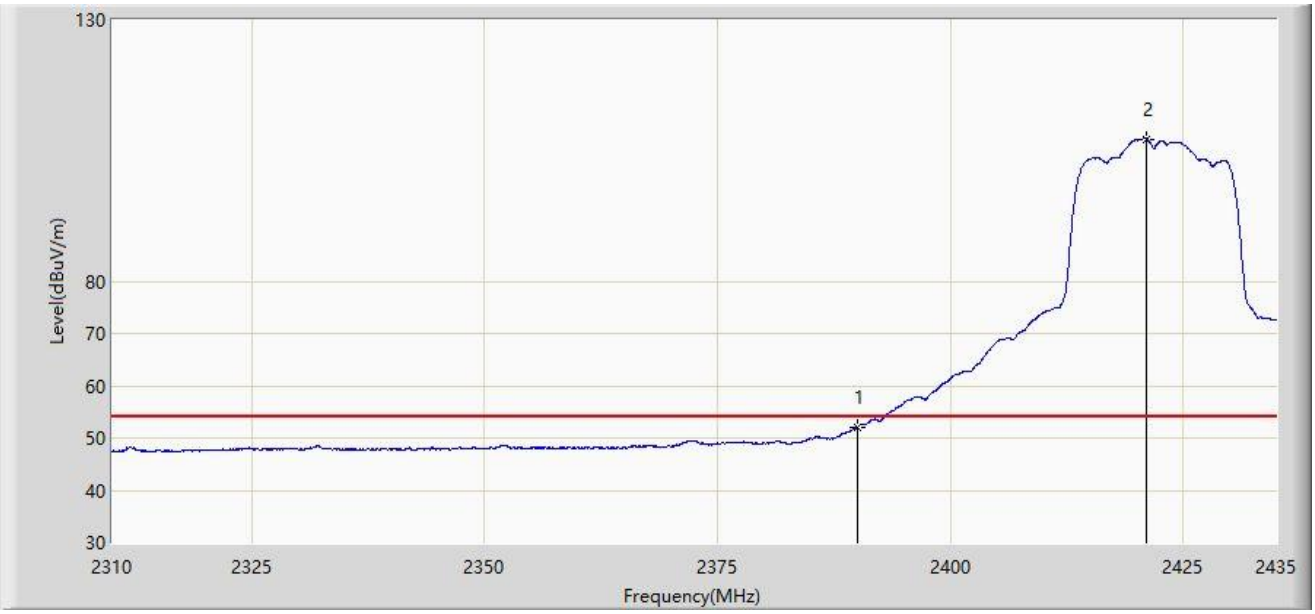

No	Mark	Frequency (MHz)	Measure Level (dBμV/m)	Reading Level (dBμV)	Margin (dB)	Limit (dBμV/m)	Factor (dB/m)	Type
1	*	2390.000	52.106	20.177	-1.894	54.000	31.929	AV
2		2421.125	107.211	75.141	N/A	N/A	32.071	AV

Note 1: " * ", means this data is the worst emission level.

Note 2: Measure Level (dBμV/m) = Reading Level (dBμV) + Factor (dB/m).

Note 3: Factor (dB/m) = Cable Loss (dB) + Antenna Factor (dB/m).

Site: SIP-AC1	Test Date: 2023-01-03
Limit: FCC_2.4G_RE(3m)	Engineer: Yien Qian
Probe: HF907_102862_1-18GHz	Polarity: Horizontal
EUT: Tri-band Wi-Fi 6E Wireless AP	Power: AC 230V/50Hz
Test Mode: Transmit by 802.11g at 2437MHz	

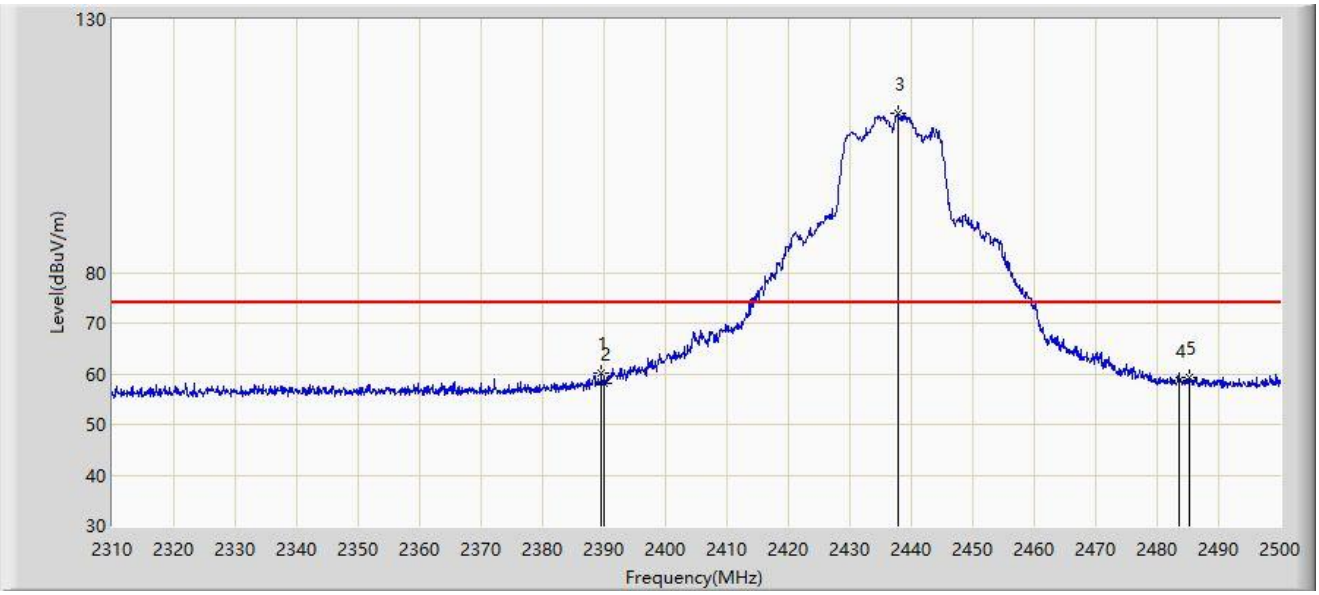

No	Mark	Frequency (MHz)	Measure Level (dBµV/m)	Reading Level (dBµV)	Margin (dB)	Limit (dBµV/m)	Factor (dB/m)	Type
1	*	2389.610	60.007	28.503	-13.993	74.000	31.505	PK
2		2390.000	58.011	26.499	-15.989	74.000	31.512	PK
3		2437.870	111.492	79.760	N/A	N/A	31.732	PK
4		2483.500	58.627	26.675	-15.373	74.000	31.952	PK
5		2485.275	59.365	27.410	-14.635	74.000	31.955	PK

Note 1: " * ", means this data is the worst emission level.

Note 2: Measure Level (dBµV/m) = Reading Level (dBµV) + Factor (dB/m).

Note 3: Factor (dB/m) = Cable Loss (dB) + Antenna Factor (dB/m).

Site: SIP-AC1	Test Date: 2023-01-03
Limit: FCC_2.4G_RE(3m)	Engineer: Yien Qian
Probe: HF907_102862_1-18GHz	Polarity: Horizontal
EUT: Tri-band Wi-Fi 6E Wireless AP	Power: AC 230V/50Hz
Test Mode: Transmit by 802.11g at 2437MHz	

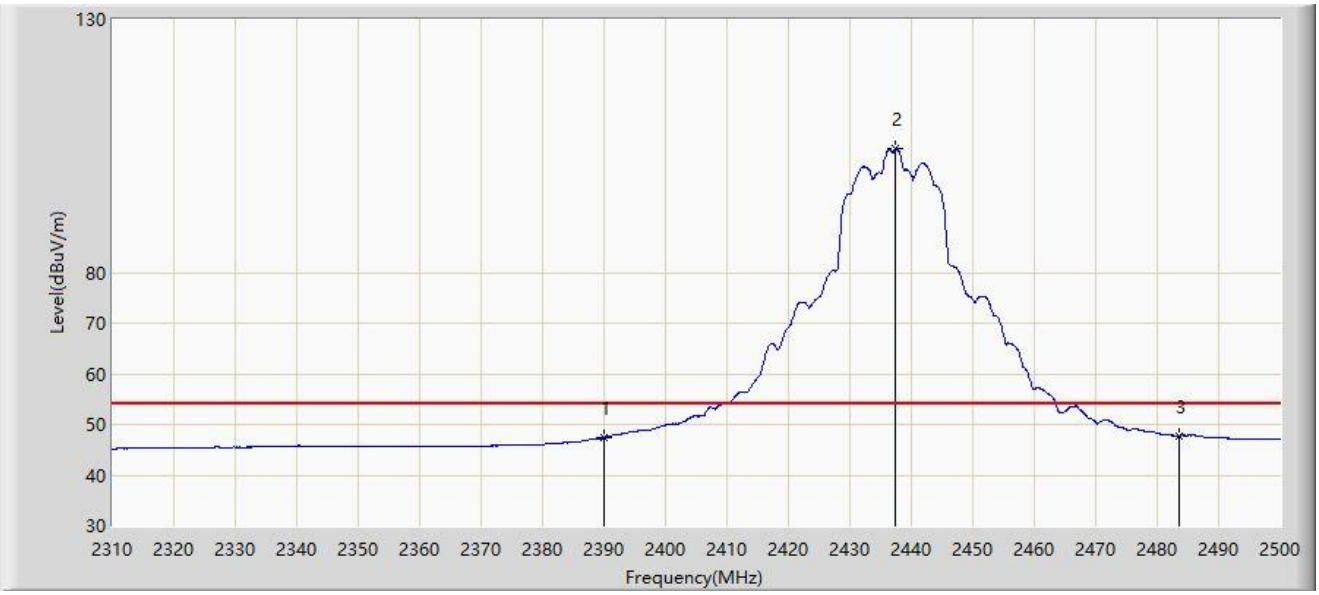

No	Mark	Frequency (MHz)	Measure Level (dBμV/m)	Reading Level (dBμV)	Margin (dB)	Limit (dBμV/m)	Factor (dB/m)	Type
1		2390.000	47.434	15.922	-6.566	54.000	31.512	AV
2		2437.395	104.449	72.719	N/A	N/A	31.730	AV
3	*	2483.500	47.785	15.833	-6.215	54.000	31.952	AV

Note 1: " * ", means this data is the worst emission level.

Note 2: Measure Level (dBμV/m) = Reading Level (dBμV) + Factor (dB/m).

Note 3: Factor (dB/m) = Cable Loss (dB) + Antenna Factor (dB/m).

Site: SIP-AC1	Test Date: 2023-01-03
Limit: FCC_2.4G_RE(3m)	Engineer: Yien Qian
Probe: HF907_102862_1-18GHz	Polarity: Vertical
EUT: Tri-band Wi-Fi 6E Wireless AP	Power: AC 230V/50Hz
Test Mode: Transmit by 802.11g at 2437MHz	

No	Mark	Frequency (MHz)	Measure Level (dBµV/m)	Reading Level (dBµV)	Margin (dB)	Limit (dBµV/m)	Factor (dB/m)	Type
1		2386.855	48.199	16.753	-5.801	54.000	31.447	AV
2		2390.000	47.383	15.871	-6.617	54.000	31.512	AV
3		2439.105	108.787	77.049	N/A	N/A	31.738	AV
4		2483.500	48.356	16.404	-5.644	54.000	31.952	AV
5	*	2486.985	48.492	16.534	-5.508	54.000	31.959	AV

Note 1: " * ", means this data is the worst emission level.

Note 2: Measure Level (dBµV/m) = Reading Level (dBµV) + Factor (dB/m).

Note 3: Factor (dB/m) = Cable Loss (dB) + Antenna Factor (dB/m).

Site: SIP-AC1	Test Date: 2023-01-03
Limit: FCC_2.4G_RE(3m)	Engineer: Yien Qian
Probe: HF907_102862_1-18GHz	Polarity: Vertical
EUT: Tri-band Wi-Fi 6E Wireless AP	Power: AC 230V/50Hz
Test Mode: Transmit by 802.11g at 2437MHz	

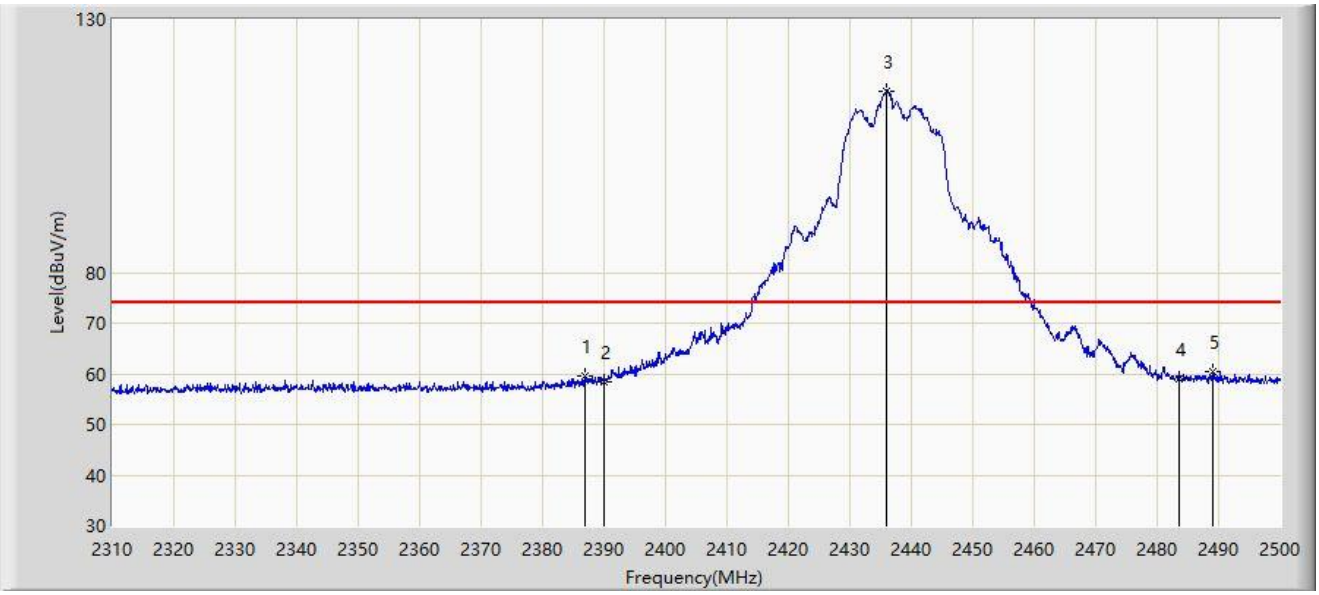

No	Mark	Frequency (MHz)	Measure Level (dBµV/m)	Reading Level (dBµV)	Margin (dB)	Limit (dBµV/m)	Factor (dB/m)	Type
1		2386.855	59.485	28.039	-14.515	74.000	31.447	PK
2		2390.000	58.317	26.805	-15.683	74.000	31.512	PK
3		2436.065	115.936	84.213	N/A	N/A	31.723	PK
4		2483.500	59.061	27.109	-14.939	74.000	31.952	PK
5	*	2488.980	60.426	28.464	-13.574	74.000	31.963	PK

Note 1: " * ", means this data is the worst emission level.

Note 2: Measure Level (dBµV/m) = Reading Level (dBµV) + Factor (dB/m).

Note 3: Factor (dB/m) = Cable Loss (dB) + Antenna Factor (dB/m).

Site: SIP-AC3	Test Date: 2022-12-17
Limit: FCC_2.4G_RE(3m)	Engineer: Wayne Wang
Probe: HF907_102861_1-18GHz	Polarity: Horizontal
EUT: Tri-band Wi-Fi 6E Wireless AP	Power: AC 120V/60Hz
Test Mode: Transmit by 802.11g at 2462MHz	

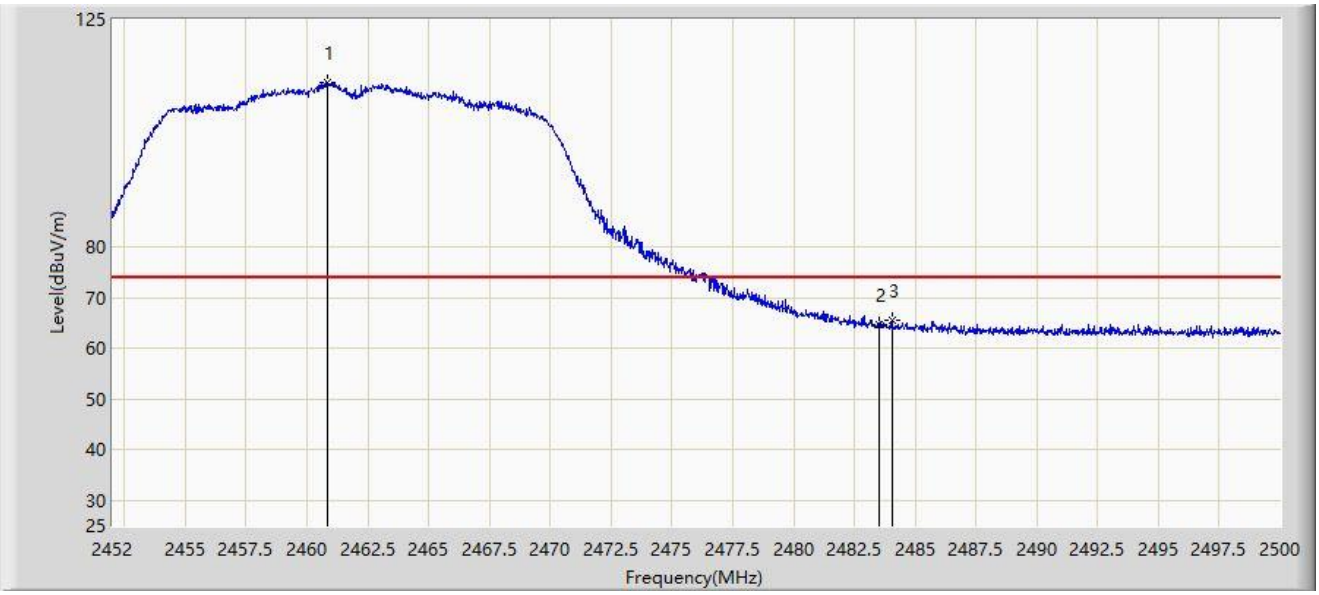

No	Mark	Frequency (MHz)	Measure Level (dBμV/m)	Reading Level (dBμV)	Margin (dB)	Limit (dBμV/m)	Factor (dB/m)	Type
1		2460.832	112.436	80.228	N/A	N/A	32.208	PK
2		2483.500	64.607	32.302	-9.393	74.000	32.305	PK
3	*	2484.040	65.534	33.226	-8.466	74.000	32.308	PK

Note 1: " * ", means this data is the worst emission level.

Note 2: Measure Level (dBμV/m) = Reading Level (dBμV) + Factor (dB/m).

Note 3: Factor (dB/m) = Cable Loss (dB) + Antenna Factor (dB/m).

Site: SIP-AC3	Test Date: 2022-12-17
Limit: FCC_2.4G_RE(3m)	Engineer: Wayne Wang
Probe: HF907_102861_1-18GHz	Polarity: Horizontal
EUT: Tri-band Wi-Fi 6E Wireless AP	Power: AC 120V/60Hz
Test Mode: Transmit by 802.11g at 2462MHz	

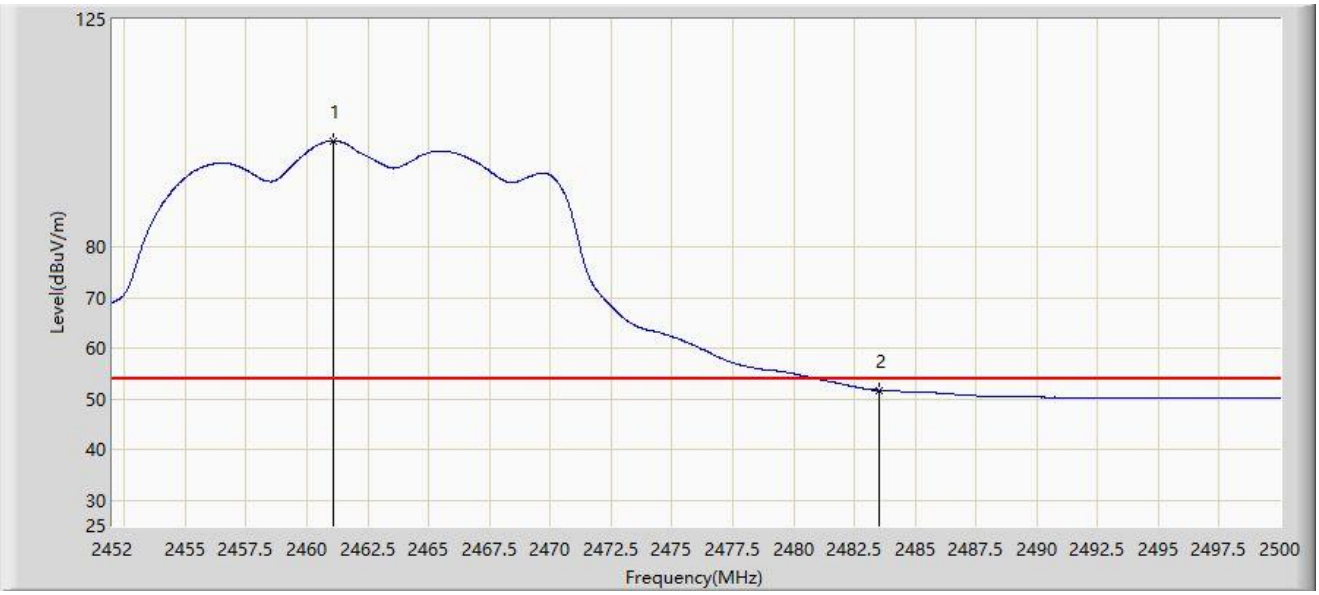

No	Mark	Frequency (MHz)	Measure Level (dBμV/m)	Reading Level (dBμV)	Margin (dB)	Limit (dBμV/m)	Factor (dB/m)	Type
1		2461.072	101.016	68.807	N/A	N/A	32.209	AV
2	*	2483.500	51.767	19.462	-2.233	54.000	32.305	AV

Note 1: " * ", means this data is the worst emission level.

Note 2: Measure Level (dBμV/m) = Reading Level (dBμV) + Factor (dB/m).

Note 3: Factor (dB/m) = Cable Loss (dB) + Antenna Factor (dB/m).

Site: SIP-AC3	Test Date: 2022-12-17
Limit: FCC_2.4G_RE(3m)	Engineer: Wayne Wang
Probe: HF907_102861_1-18GHz	Polarity: Vertical
EUT: Tri-band Wi-Fi 6E Wireless AP	Power: AC 120V/60Hz
Test Mode: Transmit by 802.11g at 2462MHz	

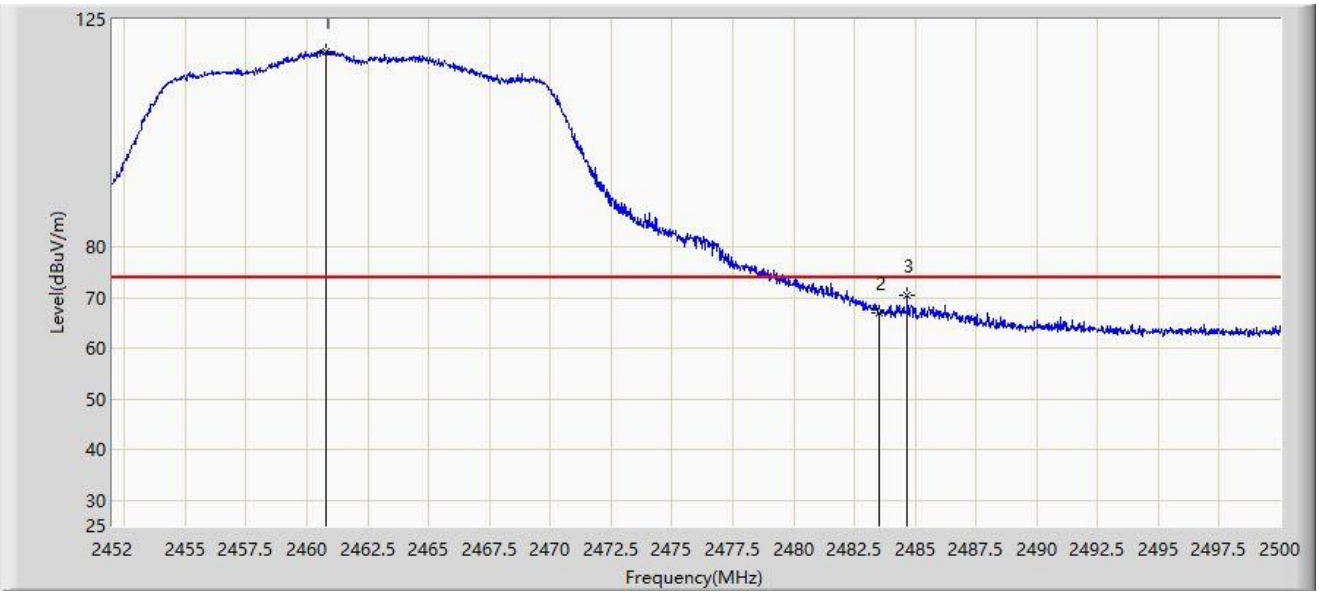

No	Mark	Frequency (MHz)	Measure Level (dBμV/m)	Reading Level (dBμV)	Margin (dB)	Limit (dBμV/m)	Factor (dB/m)	Type
1		2460.784	118.687	86.479	N/A	N/A	32.208	PK
2		2483.500	66.959	34.654	-7.041	74.000	32.305	PK
3	*	2484.688	70.365	38.054	-3.635	74.000	32.311	PK

Note 1: " * ", means this data is the worst emission level.

Note 2: Measure Level (dBμV/m) = Reading Level (dBμV) + Factor (dB/m).

Note 3: Factor (dB/m) = Cable Loss (dB) + Antenna Factor (dB/m).

Site: SIP-AC3	Test Date: 2022-12-17
Limit: FCC_2.4G_RE(3m)	Engineer: Wayne Wang
Probe: HF907_102861_1-18GHz	Polarity: Vertical
EUT: Tri-band Wi-Fi 6E Wireless AP	Power: AC 120V/60Hz
Test Mode: Transmit by 802.11g at 2462MHz	

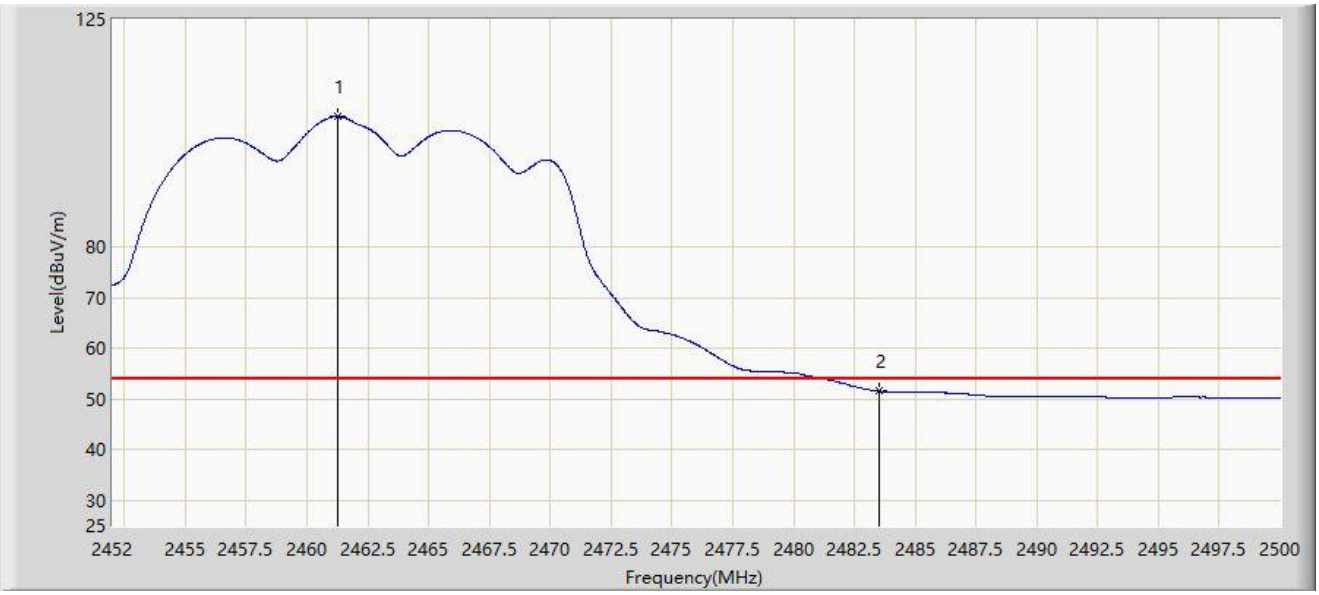

No	Mark	Frequency (MHz)	Measure Level (dBμV/m)	Reading Level (dBμV)	Margin (dB)	Limit (dBμV/m)	Factor (dB/m)	Type
1		2461.240	105.791	73.581	N/A	N/A	32.210	AV
2	*	2483.500	51.565	19.260	-2.435	54.000	32.305	AV

Note 1: " * ", means this data is the worst emission level.

Note 2: Measure Level (dBμV/m) = Reading Level (dBμV) + Factor (dB/m).

Note 3: Factor (dB/m) = Cable Loss (dB) + Antenna Factor (dB/m).

Site: SIP-AC3	Test Date: 2022-12-17
Limit: FCC_2.4G_RE(3m)	Engineer: Wayne Wang
Probe: HF907_102861_1-18GHz	Polarity: Horizontal
EUT: Tri-band Wi-Fi 6E Wireless AP	Power: AC 120V/60Hz
Test Mode: Transmit by 802.11n-HT20 at 2412MHz	

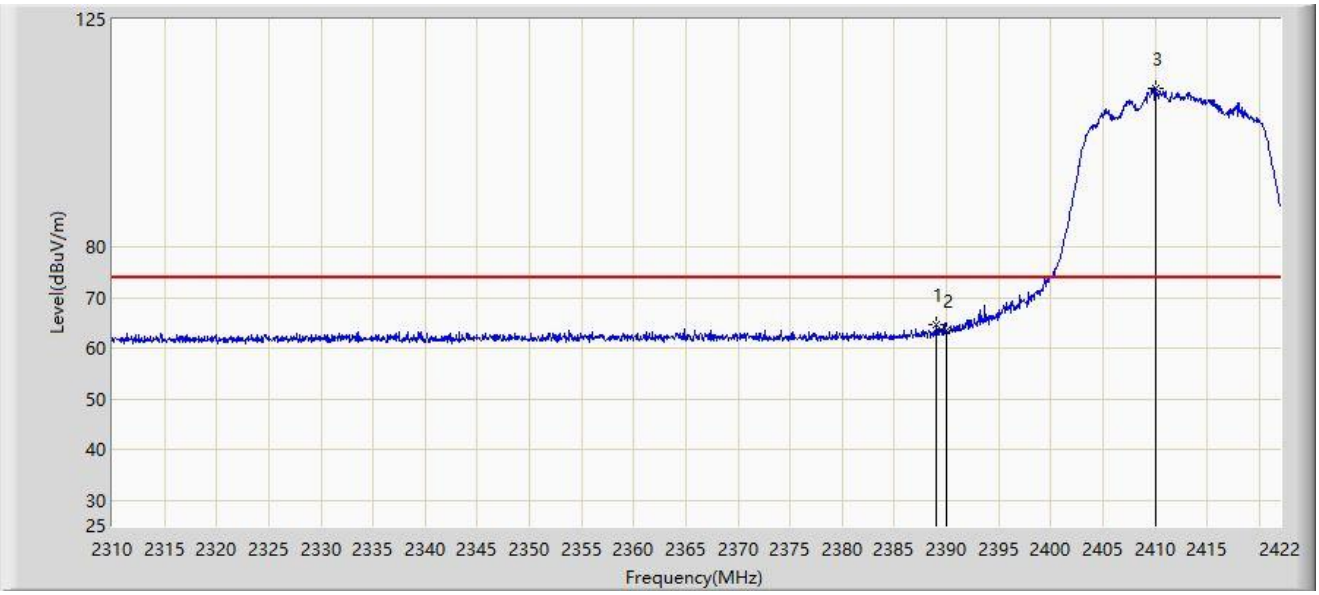

No	Mark	Frequency (MHz)	Measure Level (dBμV/m)	Reading Level (dBμV)	Margin (dB)	Limit (dBμV/m)	Factor (dB/m)	Type
1	*	2388.960	64.587	32.664	-9.413	74.000	31.923	PK
2		2390.000	63.439	31.510	-10.561	74.000	31.929	PK
3		2410.072	111.497	79.425	N/A	N/A	32.072	PK

Note 1: " * ", means this data is the worst emission level.

Note 2: Measure Level (dBμV/m) = Reading Level (dBμV) + Factor (dB/m).

Note 3: Factor (dB/m) = Cable Loss (dB) + Antenna Factor (dB/m).

Site: SIP-AC3	Test Date: 2022-12-17
Limit: FCC_2.4G_RE(3m)	Engineer: Wayne Wang
Probe: HF907_102861_1-18GHz	Polarity: Horizontal
EUT: Tri-band Wi-Fi 6E Wireless AP	Power: AC 120V/60Hz
Test Mode: Transmit by 802.11n-HT20 at 2412MHz	

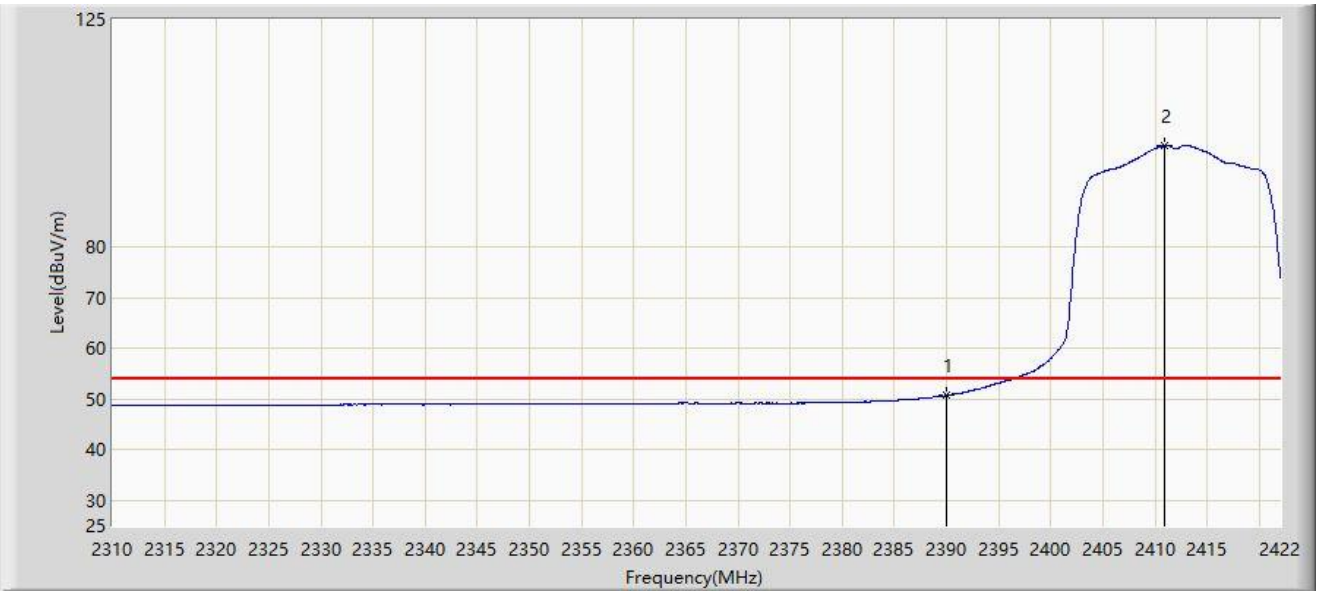

No	Mark	Frequency (MHz)	Measure Level (dBμV/m)	Reading Level (dBμV)	Margin (dB)	Limit (dBμV/m)	Factor (dB/m)	Type
1	*	2390.000	50.758	18.829	-3.242	54.000	31.929	AV
2		2410.968	100.142	68.064	N/A	N/A	32.078	AV

Note 1: " * ", means this data is the worst emission level.

Note 2: Measure Level (dBμV/m) = Reading Level (dBμV) + Factor (dB/m).

Note 3: Factor (dB/m) = Cable Loss (dB) + Antenna Factor (dB/m).

Site: SIP-AC3	Test Date: 2022-12-17
Limit: FCC_2.4G_RE(3m)	Engineer: Wayne Wang
Probe: HF907_102861_1-18GHz	Polarity: Vertical
EUT: Tri-band Wi-Fi 6E Wireless AP	Power: AC 120V/60Hz
Test Mode: Transmit by 802.11n-HT20 at 2412MHz	

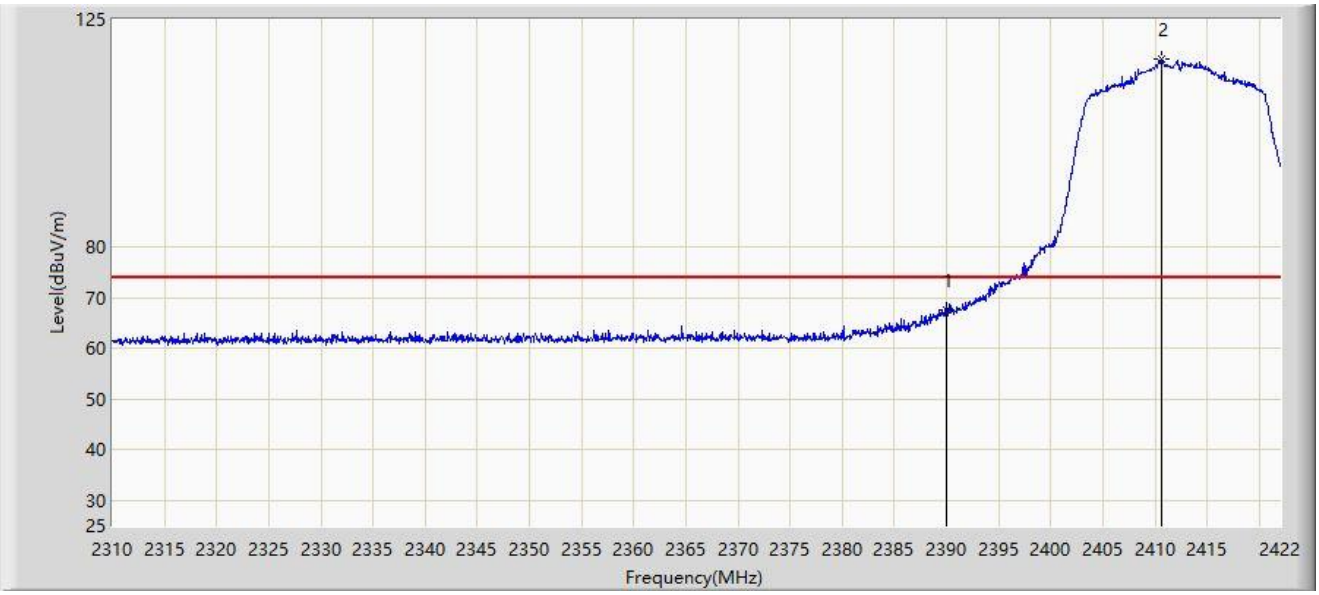

No	Mark	Frequency (MHz)	Measure Level (dBµV/m)	Reading Level (dBµV)	Margin (dB)	Limit (dBµV/m)	Factor (dB/m)	Type
1	*	2390.000	67.556	35.627	-6.444	74.000	31.929	PK
2		2410.688	117.203	85.127	N/A	N/A	32.076	PK

Note 1: " * ", means this data is the worst emission level.

Note 2: Measure Level (dBµV/m) = Reading Level (dBµV) + Factor (dB/m).

Note 3: Factor (dB/m) = Cable Loss (dB) + Antenna Factor (dB/m).

Site: SIP-AC3	Test Date: 2022-12-17
Limit: FCC_2.4G_RE(3m)	Engineer: Wayne Wang
Probe: HF907_102861_1-18GHz	Polarity: Vertical
EUT: Tri-band Wi-Fi 6E Wireless AP	Power: AC 120V/60Hz
Test Mode: Transmit by 802.11n-HT20 at 2412MHz	

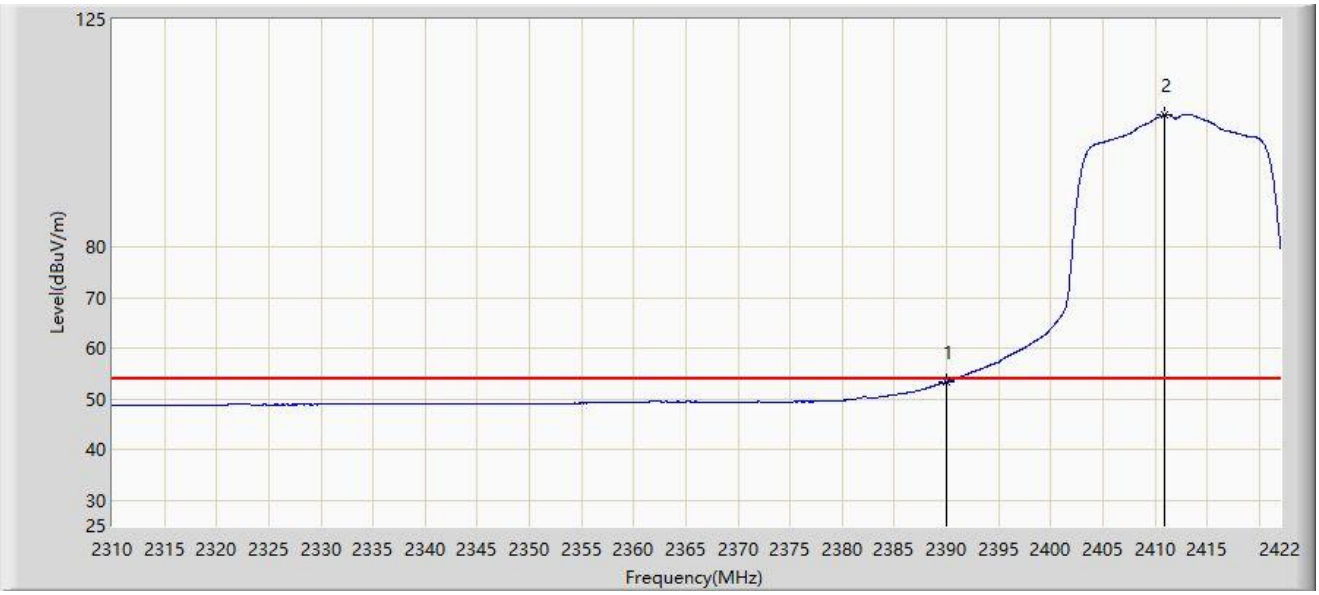

No	Mark	Frequency (MHz)	Measure Level (dBμV/m)	Reading Level (dBμV)	Margin (dB)	Limit (dBμV/m)	Factor (dB/m)	Type
1	*	2390.000	53.325	21.396	-0.675	54.000	31.929	AV
2		2410.968	106.218	74.140	N/A	N/A	32.078	AV

Note 1: " * ", means this data is the worst emission level.

Note 2: Measure Level (dBμV/m) = Reading Level (dBμV) + Factor (dB/m).

Note 3: Factor (dB/m) = Cable Loss (dB) + Antenna Factor (dB/m).

Site: SIP-AC3	Time: 2022/12/25 - 13:58
Limit: FCC_Part15.209_RSE(3m)_2.4G	Engineer: Yien Qian
Probe: HF907_102861_1-18GHz	Polarity: Vertical
EUT: Tri-band Wi-Fi 6E Wireless AP	Power: AC 120V/60Hz
Test Mode: Transmit by 802.11n-HT20 at 2417MHz	

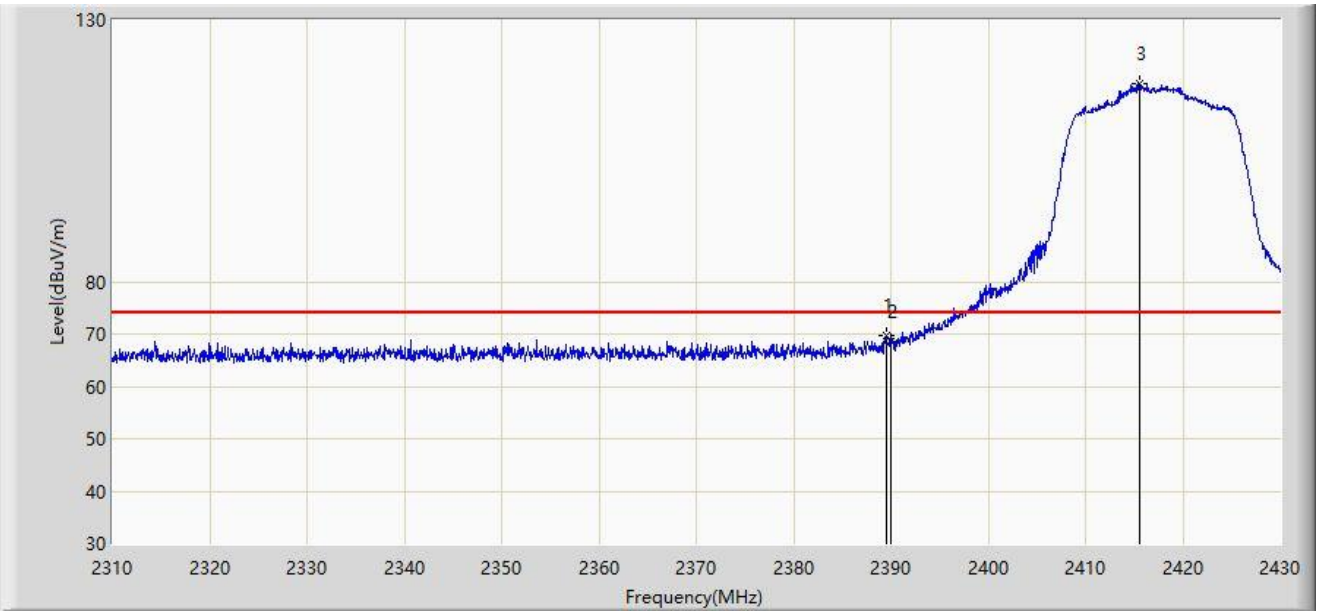

No	Mark	Frequency (MHz)	Measure Level (dBµV/m)	Reading Level (dBµV)	Margin (dB)	Limit (dBµV/m)	Factor (dB/m)	Type
1	*	2389.500	69.622	37.696	-4.378	74.000	31.926	PK
2		2390.000	68.470	36.541	-5.530	74.000	31.929	PK
3		2415.600	117.788	85.713	N/A	N/A	32.075	PK

Note 1: " * ", means this data is the worst emission level.

Note 2: Measure Level (dBµV/m) = Reading Level (dBµV) + Factor (dB/m).

Note 3: Factor (dB/m) = Cable Loss (dB) + Antenna Factor (dB/m).

Site: SIP-AC3	Time: 2022/12/25 - 13:53
Limit: FCC_Part15.209_RSE(3m)_2.4G	Engineer: Yien Qian
Probe: HF907_102861_1-18GHz	Polarity: Vertical
EUT: Tri-band Wi-Fi 6E Wireless AP	Power: AC 120V/60Hz
Test Mode: Transmit by 802.11n-HT20 at 2417MHz	

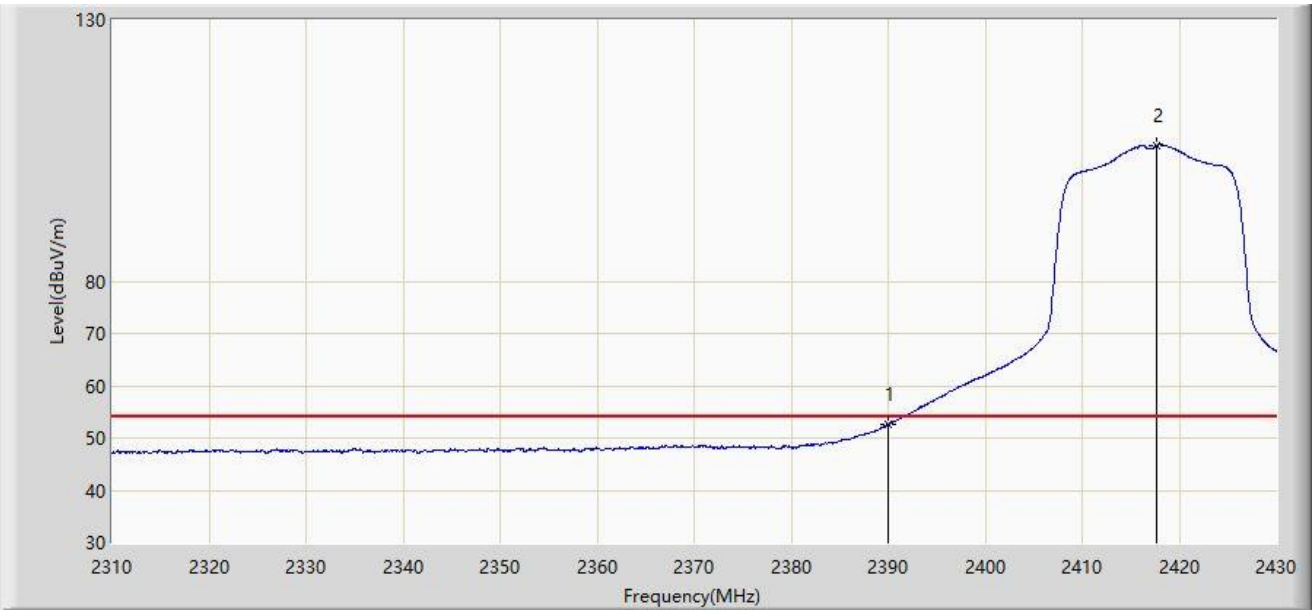

No	Mark	Frequency (MHz)	Measure Level (dBμV/m)	Reading Level (dBμV)	Margin (dB)	Limit (dBμV/m)	Factor (dB/m)	Type
1	*	2390.000	52.656	20.727	-1.344	54.000	31.929	AV
2		2417.700	105.972	73.899	N/A	N/A	32.073	AV

Note 1: " * ", means this data is the worst emission level.

Note 2: Measure Level (dBμV/m) = Reading Level (dBμV) + Factor (dB/m).

Note 3: Factor (dB/m) = Cable Loss (dB) + Antenna Factor (dB/m).

Site: SIP-AC3	Time: 2022/12/25 - 14:05
Limit: FCC_Part15.209_RSE(3m)_2.4G	Engineer: Yien Qian
Probe: HF907_102861_1-18GHz	Polarity: Vertical
EUT: Tri-band Wi-Fi 6E Wireless AP	Power: AC 120V/60Hz
Test Mode: Transmit by 802.11n-HT20 at 2422MHz	

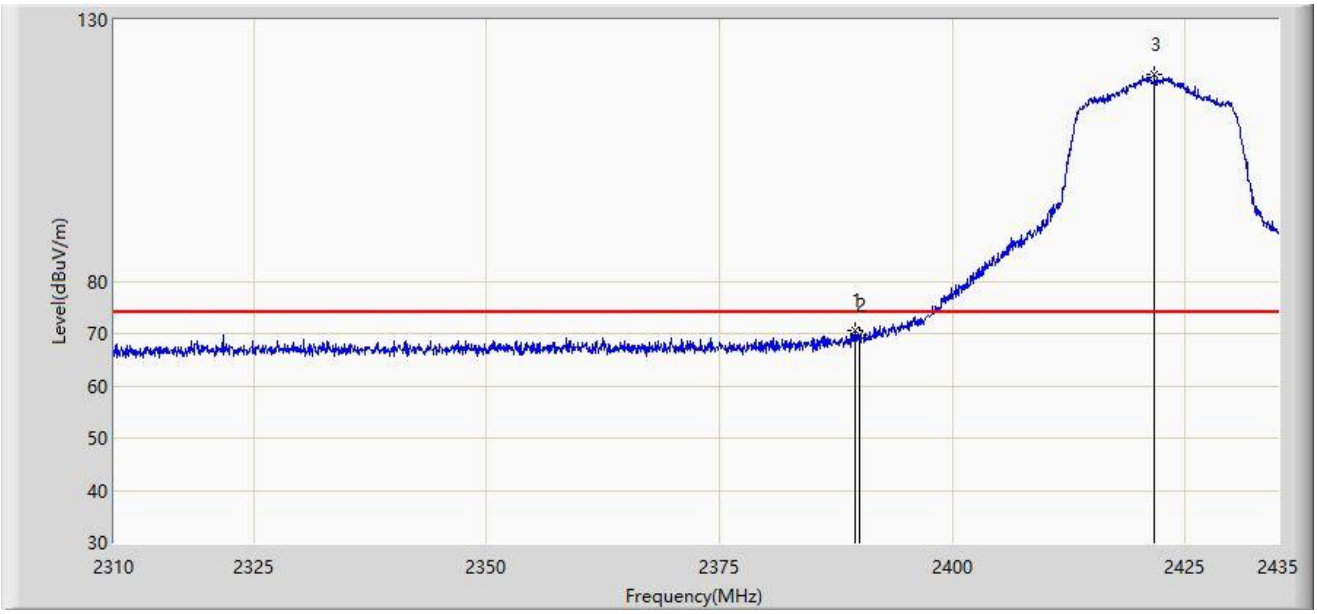

No	Mark	Frequency (MHz)	Measure Level (dBμV/m)	Reading Level (dBμV)	Margin (dB)	Limit (dBμV/m)	Factor (dB/m)	Type
1	*	2389.625	70.642	38.715	-3.358	74.000	31.926	PK
2		2390.000	69.643	37.714	-4.357	74.000	31.929	PK
3		2421.750	119.455	87.385	N/A	N/A	32.070	PK

Note 1: " * ", means this data is the worst emission level.

Note 2: Measure Level (dBμV/m) = Reading Level (dBμV) + Factor (dB/m).

Note 3: Factor (dB/m) = Cable Loss (dB) + Antenna Factor (dB/m).

Site: SIP-AC3	Time: 2022/12/25 - 13:59
Limit: FCC_Part15.209_RSE(3m)_2.4G	Engineer: Yien Qian
Probe: HF907_102861_1-18GHz	Polarity: Vertical
EUT: Tri-band Wi-Fi 6E Wireless AP	Power: AC 120V/60Hz
Test Mode: Transmit by 802.11n-HT20 at 2422MHz	

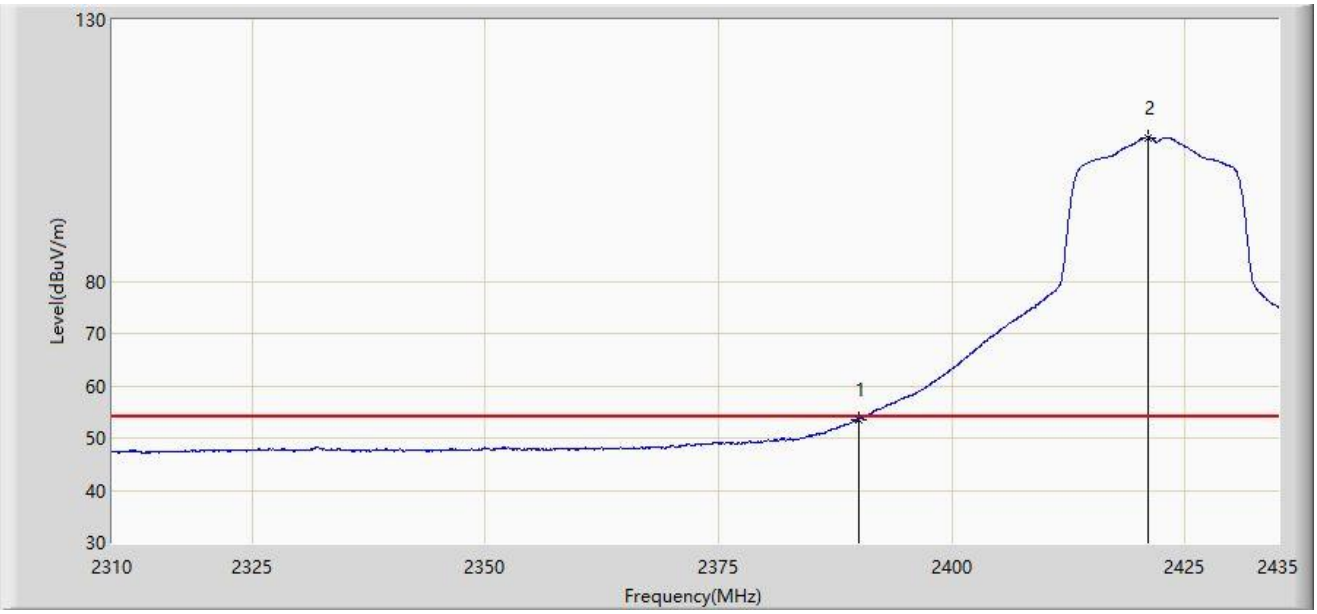

No	Mark	Frequency (MHz)	Measure Level (dBμV/m)	Reading Level (dBμV)	Margin (dB)	Limit (dBμV/m)	Factor (dB/m)	Type
1	*	2390.000	53.590	21.661	-0.410	54.000	31.929	AV
2		2421.125	107.525	75.455	N/A	N/A	32.071	AV

Note 1: " * ", means this data is the worst emission level.

Note 2: Measure Level (dBμV/m) = Reading Level (dBμV) + Factor (dB/m).

Note 3: Factor (dB/m) = Cable Loss (dB) + Antenna Factor (dB/m).

Site: SIP-AC3	Test Date: 2022-12-22
Limit: FCC_2.4G_RE(3m)	Engineer: Arvin Ding
Probe: HF907_102861_1-18GHz	Polarity: Horizontal
EUT: Tri-band Wi-Fi 6E Wireless AP810E	Power: AC 120V/60Hz
Test Mode: Transmit by 802.11n-HT20 at 2437MHz	

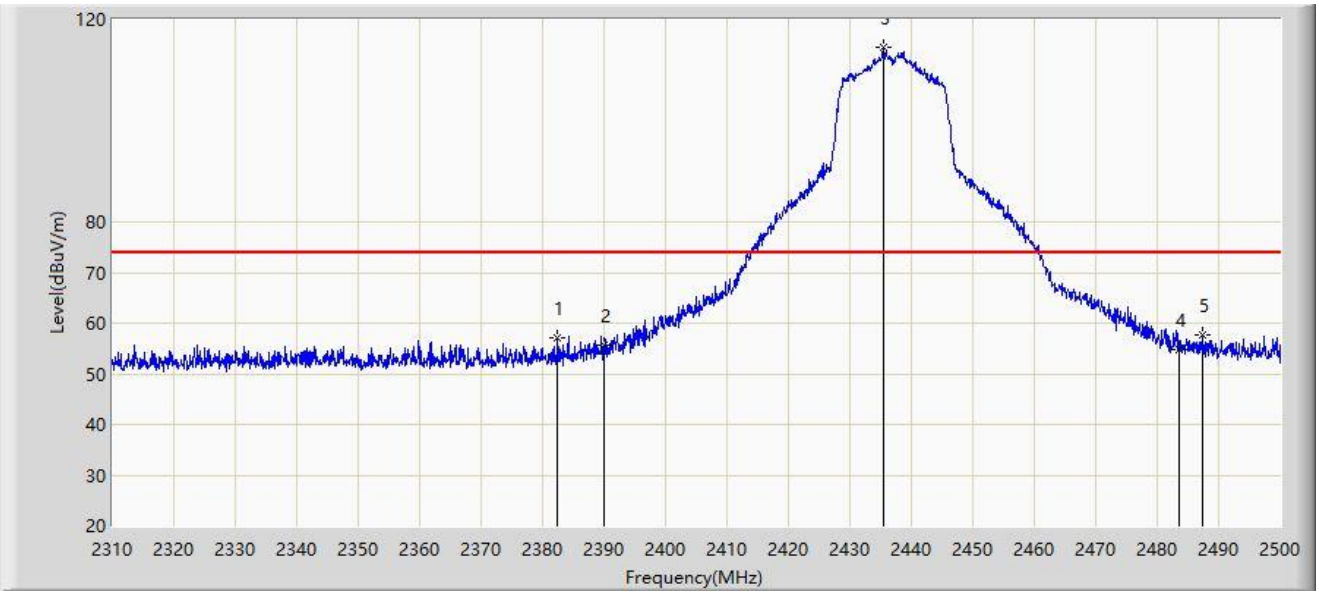

No	Mark	Frequency (MHz)	Measure Level (dBµV/m)	Reading Level (dBµV)	Margin (dB)	Limit (dBµV/m)	Factor (dB/m)	Type
1		2382.485	57.168	25.284	-16.832	74.000	31.884	PK
2		2390.000	55.527	23.598	-18.473	74.000	31.929	PK
3		2435.590	114.547	82.462	N/A	N/A	32.084	PK
4		2483.500	54.677	22.372	-19.323	74.000	32.305	PK
5	*	2487.270	57.823	25.499	-16.177	74.000	32.324	PK

Note 1: " * ", means this data is the worst emission level.

Note 2: Measure Level (dBµV/m) = Reading Level (dBµV) + Factor (dB/m).

Note 3: Factor (dB/m) = Cable Loss (dB) + Antenna Factor (dB/m).

Site: SIP-AC3	Test Date: 2022-12-22
Limit: FCC_2.4G_RE(3m)	Engineer: Arvin Ding
Probe: HF907_102861_1-18GHz	Polarity: Horizontal
EUT: Tri-band Wi-Fi 6E Wireless AP810E	Power: AC 120V/60Hz
Test Mode: Transmit by 802.11n-HT20 at 2437MHz	

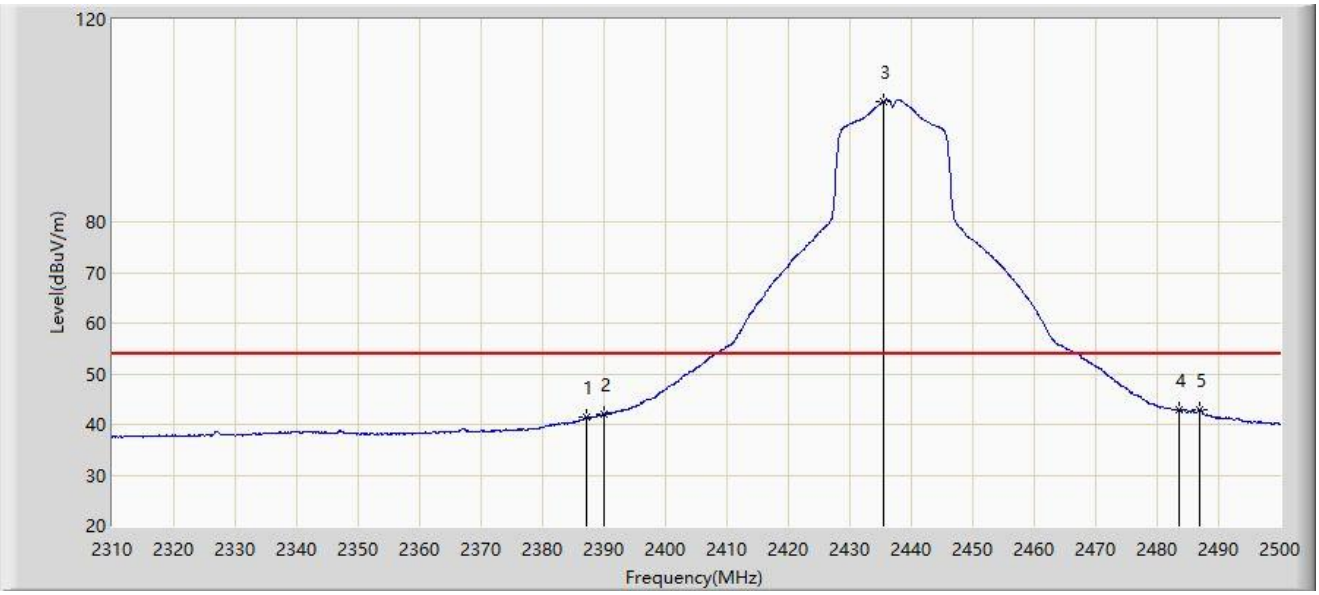

No	Mark	Frequency (MHz)	Measure Level (dBµV/m)	Reading Level (dBµV)	Margin (dB)	Limit (dBµV/m)	Factor (dB/m)	Type
1		2387.045	41.481	9.570	-12.519	54.000	31.911	AV
2		2390.000	42.055	10.126	-11.945	54.000	31.929	AV
3		2435.400	103.725	71.641	N/A	N/A	32.084	AV
4		2483.500	42.779	10.474	-11.221	54.000	32.305	AV
5	*	2486.985	42.829	10.506	-11.171	54.000	32.322	AV

Note 1: " * ", means this data is the worst emission level.

Note 2: Measure Level (dBµV/m) = Reading Level (dBµV) + Factor (dB/m).

Note 3: Factor (dB/m) = Cable Loss (dB) + Antenna Factor (dB/m).

Site: SIP-AC3	Test Date: 2022-12-22
Limit: FCC_2.4G_RE(3m)	Engineer: Arvin Ding
Probe: HF907_102861_1-18GHz	Polarity: Vertical
EUT: Tri-band Wi-Fi 6E Wireless AP810E	Power: AC 120V/60Hz
Test Mode: Transmit by 802.11n-HT20 at 2437MHz	

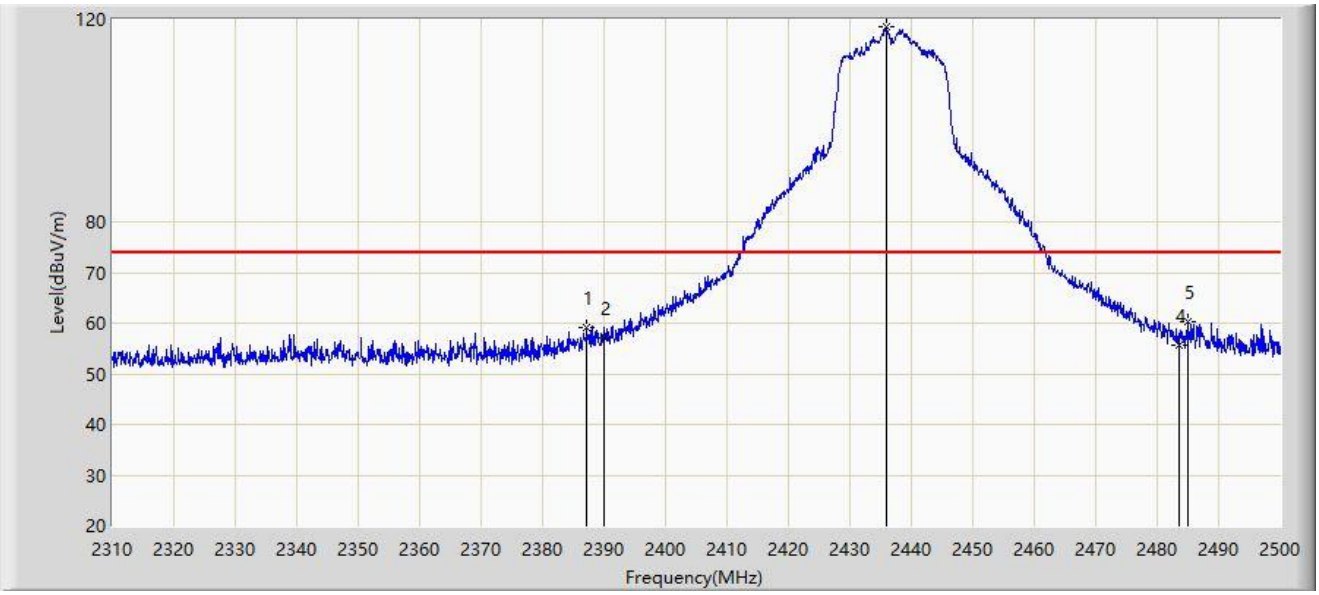

No	Mark	Frequency (MHz)	Measure Level (dBμV/m)	Reading Level (dBμV)	Margin (dB)	Limit (dBμV/m)	Factor (dB/m)	Type
1		2387.235	59.052	27.140	-14.948	74.000	31.912	PK
2		2390.000	57.128	25.199	-16.872	74.000	31.929	PK
3		2435.875	118.663	86.578	N/A	N/A	32.086	PK
4		2483.500	55.783	23.478	-18.217	74.000	32.305	PK
5	*	2484.895	60.420	28.108	-13.580	74.000	32.312	PK

Note 1: " * ", means this data is the worst emission level.

Note 2: Measure Level (dBμV/m) = Reading Level (dBμV) + Factor (dB/m).

Note 3: Factor (dB/m) = Cable Loss (dB) + Antenna Factor (dB/m).

Site: SIP-AC3	Test Date: 2022-12-22
Limit: FCC_2.4G_RE(3m)	Engineer: Arvin Ding
Probe: HF907_102861_1-18GHz	Polarity: Vertical
EUT: Tri-band Wi-Fi 6E Wireless AP810E	Power: AC 120V/60Hz
Test Mode: Transmit by 802.11n-HT20 at 2437MHz	

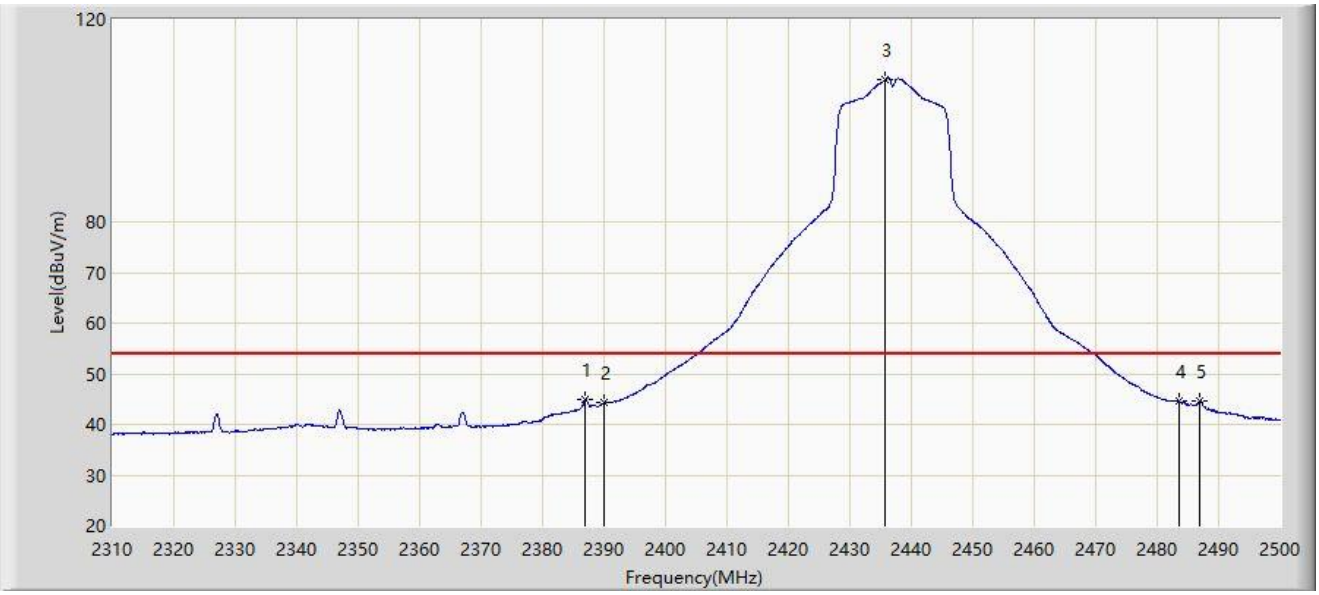

No	Mark	Frequency (MHz)	Measure Level (dBµV/m)	Reading Level (dBµV)	Margin (dB)	Limit (dBµV/m)	Factor (dB/m)	Type
1	*	2386.950	44.793	12.883	-9.207	54.000	31.910	AV
2		2390.000	44.213	12.284	-9.787	54.000	31.929	AV
3		2435.780	108.078	75.993	N/A	N/A	32.086	AV
4		2483.500	44.536	12.231	-9.464	54.000	32.305	AV
5		2486.985	44.692	12.369	-9.308	54.000	32.322	AV

Note 1: " * ", means this data is the worst emission level.

Note 2: Measure Level (dBµV/m) = Reading Level (dBµV) + Factor (dB/m).

Note 3: Factor (dB/m) = Cable Loss (dB) + Antenna Factor (dB/m).

Site: SIP-AC3	Time: 2022/12/25 - 14:46
Limit: FCC_Part15.209_RSE(3m)_2.4G	Engineer: Yien Qian
Probe: HF907_102861_1-18GHz	Polarity: Vertical
EUT: Tri-band Wi-Fi 6E Wireless AP	Power: AC 120V/60Hz
Test Mode: Transmit by 802.11n-HT20 at 2452MHz	

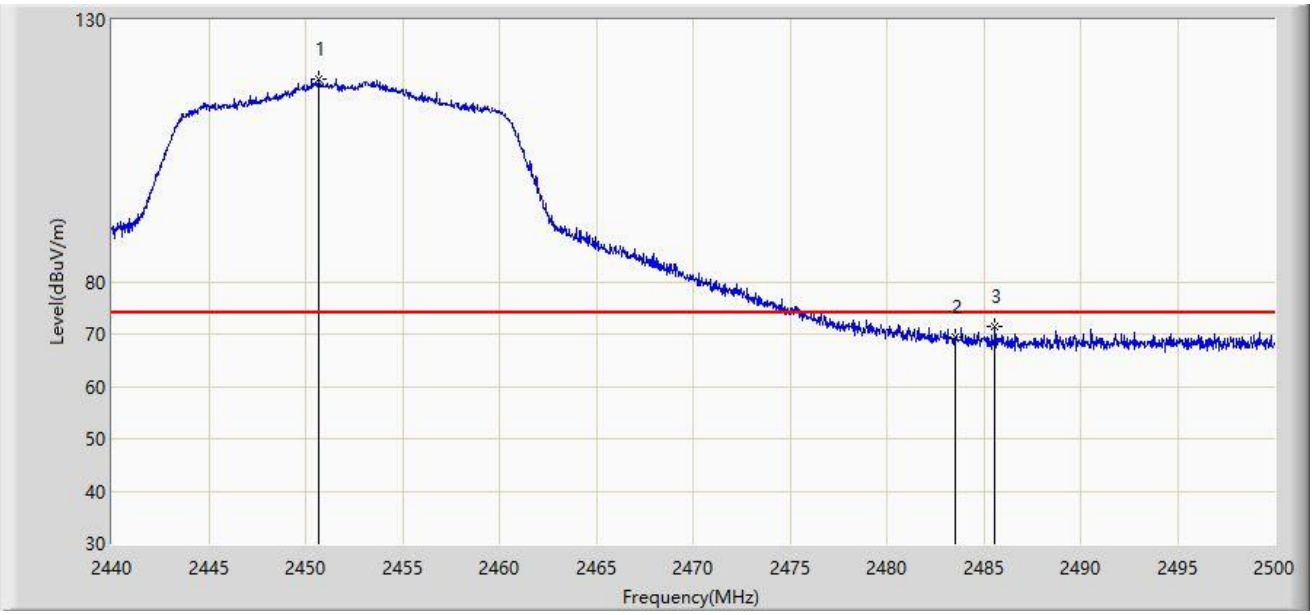

No	Mark	Frequency (MHz)	Measure Level (dBμV/m)	Reading Level (dBμV)	Margin (dB)	Limit (dBμV/m)	Factor (dB/m)	Type
1		2450.650	118.781	86.637	N/A	N/A	32.145	PK
2		2483.500	69.542	37.237	-4.458	74.000	32.305	PK
3	*	2485.600	71.481	39.165	-2.519	74.000	32.316	PK

Note 1: " * ", means this data is the worst emission level.

Note 2: Measure Level (dBμV/m) = Reading Level (dBμV) + Factor (dB/m).

Note 3: Factor (dB/m) = Cable Loss (dB) + Antenna Factor (dB/m).

Site: SIP-AC3	Time: 2022/12/25 - 14:28
Limit: FCC_Part15.209_RSE(3m)_2.4G	Engineer: Yien Qian
Probe: HF907_102861_1-18GHz	Polarity: Vertical
EUT: Tri-band Wi-Fi 6E Wireless AP	Power: AC 120V/60Hz
Test Mode: Transmit by 802.11n-HT20 at 2452MHz	

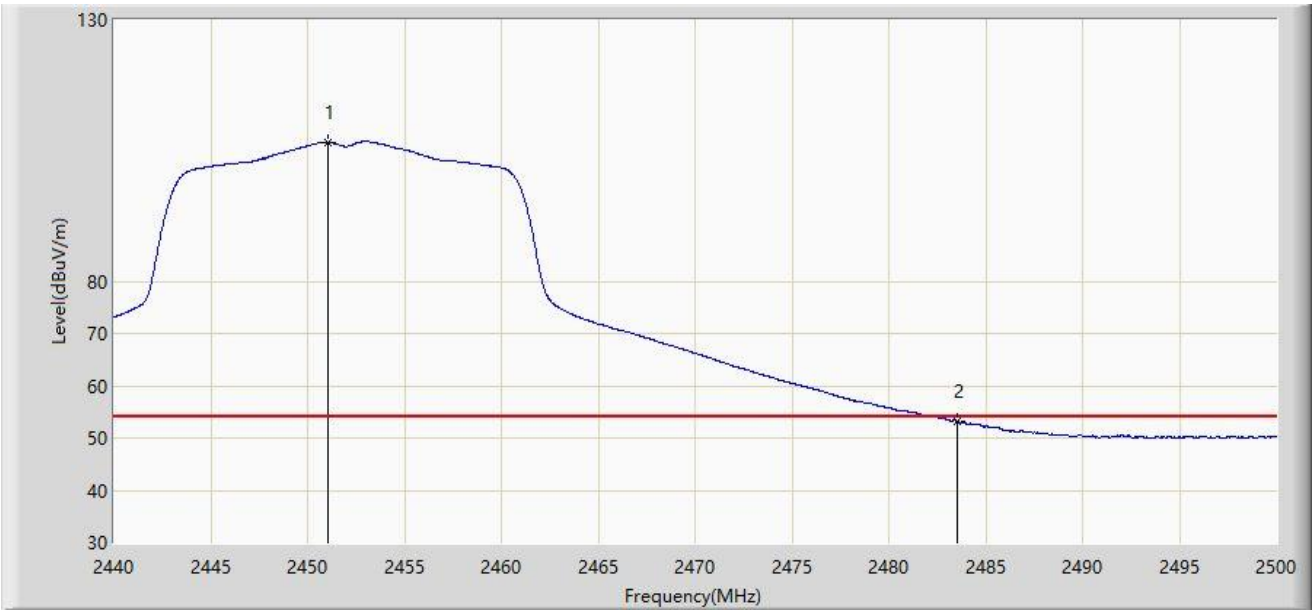

No	Mark	Frequency (MHz)	Measure Level (dBµV/m)	Reading Level (dBµV)	Margin (dB)	Limit (dBµV/m)	Factor (dB/m)	Type
1		2451.070	106.615	74.468	N/A	N/A	32.147	AV
2	*	2483.500	53.192	20.887	-0.808	54.000	32.305	AV

Note 1: " * ", means this data is the worst emission level.

Note 2: Measure Level (dBµV/m) = Reading Level (dBµV) + Factor (dB/m).

Note 3: Factor (dB/m) = Cable Loss (dB) + Antenna Factor (dB/m).

Site: SIP-AC3	Time: 2022/12/25 - 14:15
Limit: FCC_Part15.209_RSE(3m)_2.4G	Engineer: Yien Qian
Probe: HF907_102861_1-18GHz	Polarity: Vertical
EUT: Tri-band Wi-Fi 6E Wireless AP	Power: AC 120V/60Hz
Test Mode: Transmit by 802.11n-HT20 at 2457MHz	

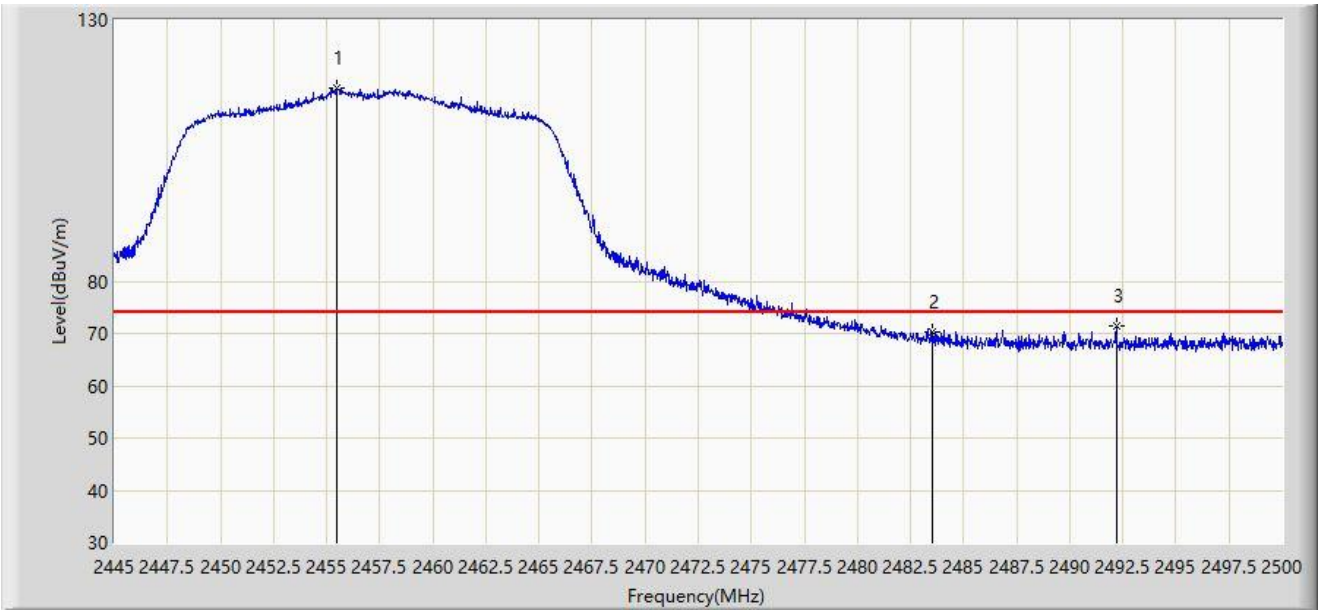

No	Mark	Frequency (MHz)	Measure Level (dBμV/m)	Reading Level (dBμV)	Margin (dB)	Limit (dBμV/m)	Factor (dB/m)	Type
1		2455.505	116.975	84.800	N/A	N/A	32.175	PK
2		2483.500	70.397	38.092	-3.603	74.000	32.305	PK
3	*	2492.190	71.329	38.980	-2.671	74.000	32.348	PK

Note 1: " * ", means this data is the worst emission level.

Note 2: Measure Level (dBμV/m) = Reading Level (dBμV) + Factor (dB/m).

Note 3: Factor (dB/m) = Cable Loss (dB) + Antenna Factor (dB/m).

Site: SIP-AC3	Time: 2022/12/25 - 14:09
Limit: FCC_Part15.209_RSE(3m)_2.4G	Engineer: Yien Qian
Probe: HF907_102861_1-18GHz	Polarity: Vertical
EUT: Tri-band Wi-Fi 6E Wireless AP	Power: AC 120V/60Hz
Test Mode: Transmit by 802.11n-HT20 at 2457MHz	

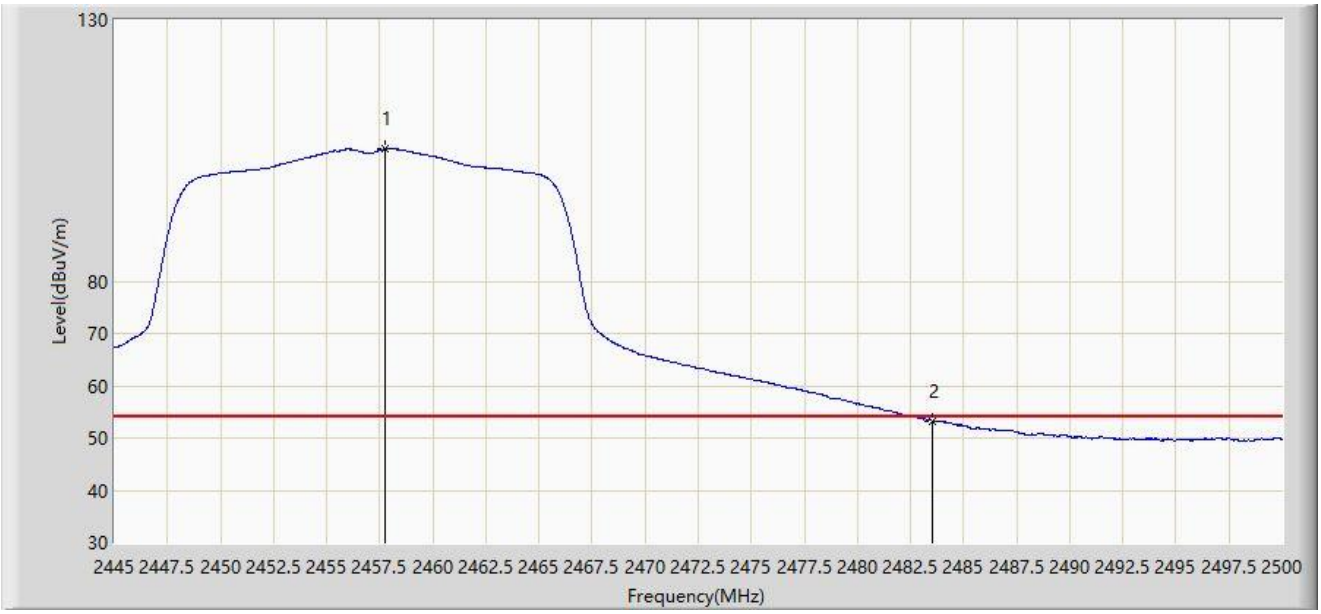

No	Mark	Frequency (MHz)	Measure Level (dBμV/m)	Reading Level (dBμV)	Margin (dB)	Limit (dBμV/m)	Factor (dB/m)	Type
1		2457.732	105.341	73.152	N/A	N/A	32.189	AV
2	*	2483.500	53.208	20.903	-0.792	54.000	32.305	AV

Note 1: " * ", means this data is the worst emission level.

Note 2: Measure Level (dBμV/m) = Reading Level (dBμV) + Factor (dB/m).

Note 3: Factor (dB/m) = Cable Loss (dB) + Antenna Factor (dB/m).

Site: SIP-AC3	Test Date: 2022-12-17
Limit: FCC_2.4G_RE(3m)	Engineer: Wayne Wang
Probe: HF907_102861_1-18GHz	Polarity: Horizontal
EUT: Tri-band Wi-Fi 6E Wireless AP	Power: AC 120V/60Hz
Test Mode: Transmit by 802.11n-HT20 at 2462MHz	

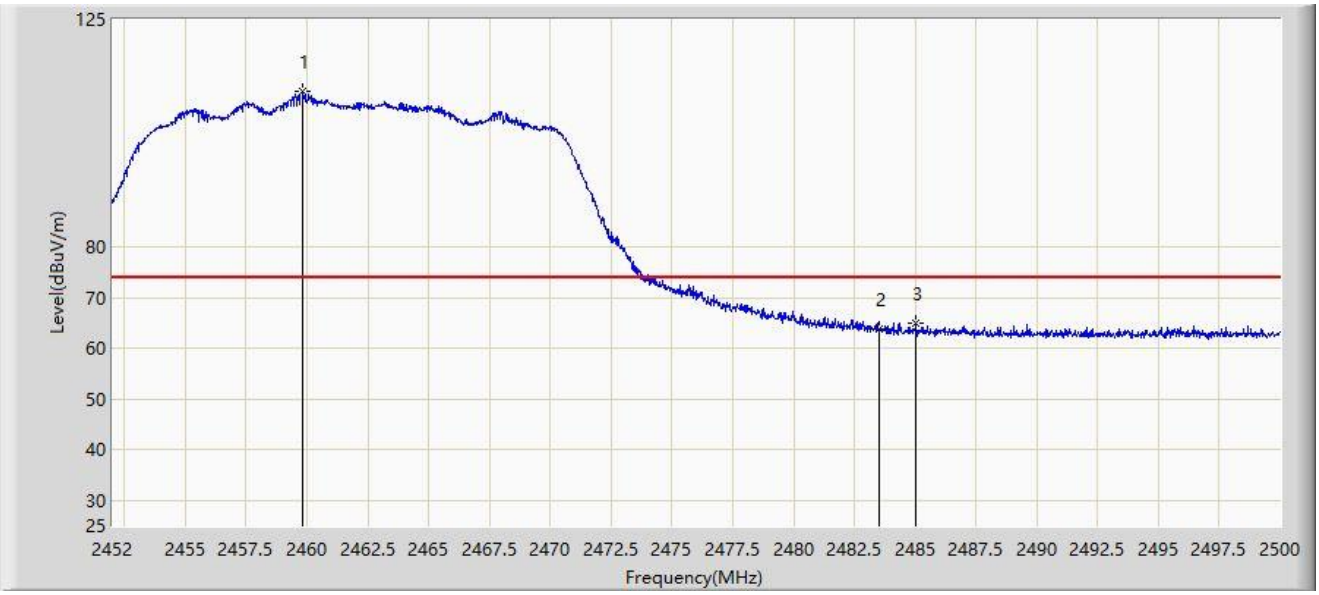

No	Mark	Frequency (MHz)	Measure Level (dBμV/m)	Reading Level (dBμV)	Margin (dB)	Limit (dBμV/m)	Factor (dB/m)	Type
1		2459.824	110.684	78.482	N/A	N/A	32.202	PK
2		2483.500	63.777	31.472	-10.223	74.000	32.305	PK
3	*	2485.048	65.143	32.830	-8.857	74.000	32.313	PK

Note 1: " * ", means this data is the worst emission level.

Note 2: Measure Level (dBμV/m) = Reading Level (dBμV) + Factor (dB/m).

Note 3: Factor (dB/m) = Cable Loss (dB) + Antenna Factor (dB/m).

Site: SIP-AC3	Test Date: 2022-12-17
Limit: FCC_2.4G_RE(3m)	Engineer: Wayne Wang
Probe: HF907_102861_1-18GHz	Polarity: Horizontal
EUT: Tri-band Wi-Fi 6E Wireless AP	Power: AC 120V/60Hz
Test Mode: Transmit by 802.11n-HT20 at 2462MHz	

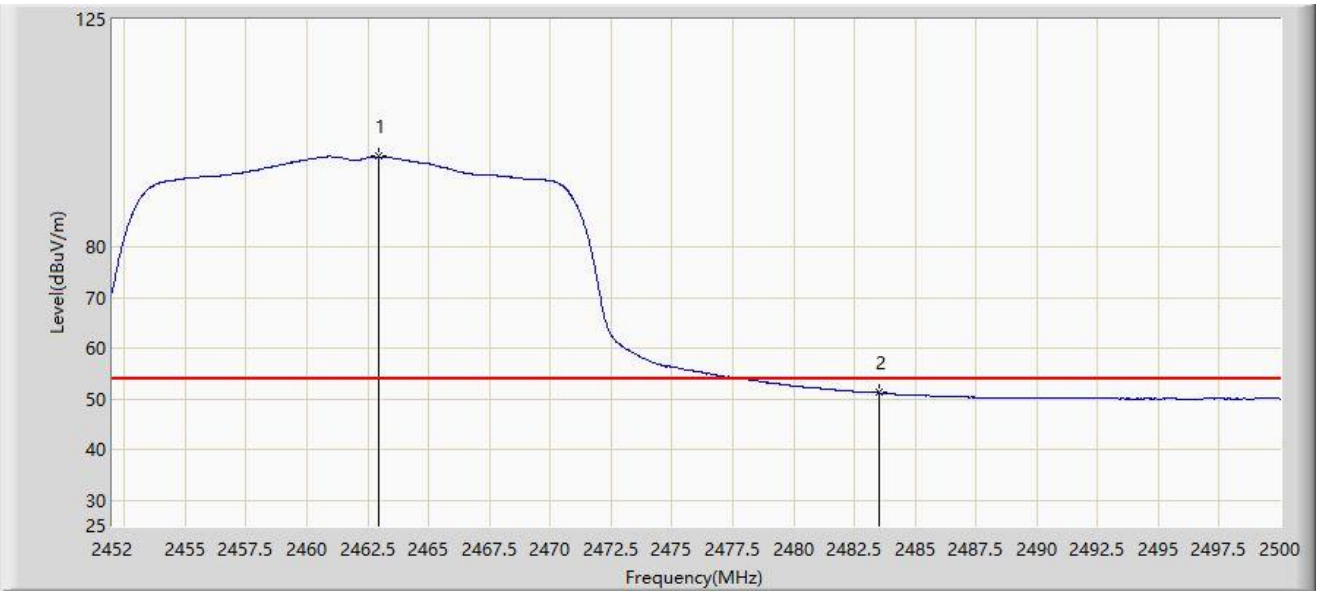

No	Mark	Frequency (MHz)	Measure Level (dBμV/m)	Reading Level (dBμV)	Margin (dB)	Limit (dBμV/m)	Factor (dB/m)	Type
1		2462.944	97.903	65.684	N/A	N/A	32.219	AV
2	*	2483.500	51.243	18.938	-2.757	54.000	32.305	AV

Note 1: " * ", means this data is the worst emission level.

Note 2: Measure Level (dBμV/m) = Reading Level (dBμV) + Factor (dB/m).

Note 3: Factor (dB/m) = Cable Loss (dB) + Antenna Factor (dB/m).

Site: SIP-AC3	Test Date: 2022-12-17
Limit: FCC_2.4G_RE(3m)	Engineer: Wayne Wang
Probe: HF907_102861_1-18GHz	Polarity: Vertical
EUT: Tri-band Wi-Fi 6E Wireless AP	Power: AC 120V/60Hz
Test Mode: Transmit by 802.11n-HT20 at 2462MHz	

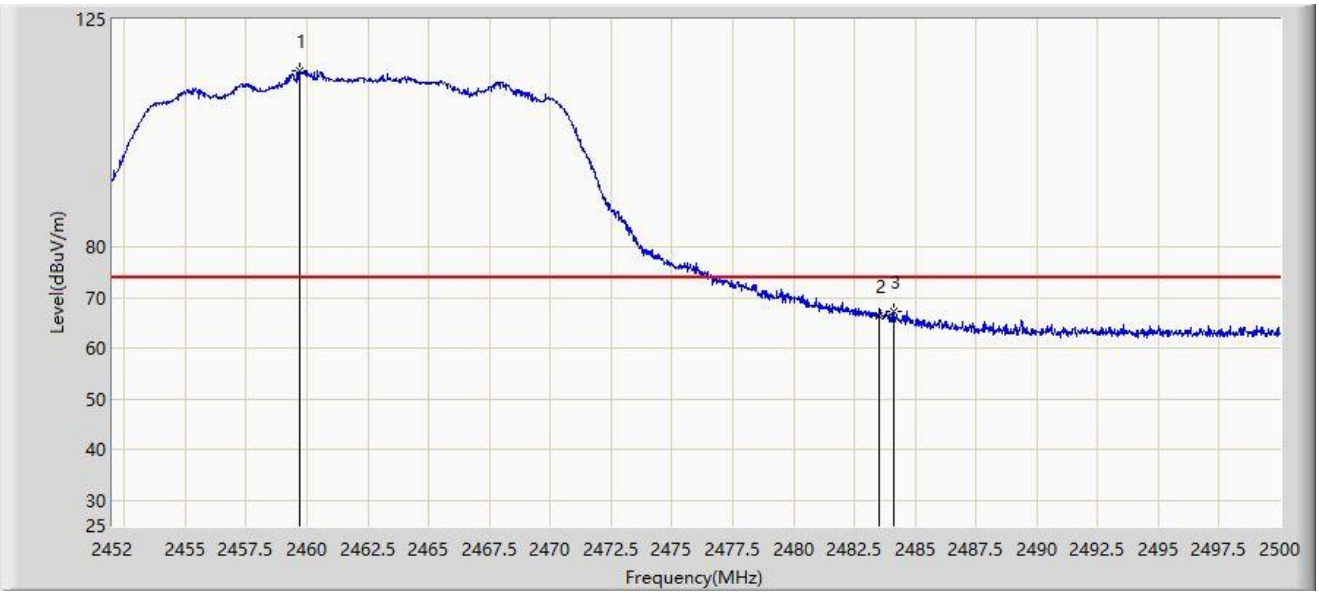

No	Mark	Frequency (MHz)	Measure Level (dBμV/m)	Reading Level (dBμV)	Margin (dB)	Limit (dBμV/m)	Factor (dB/m)	Type
1		2459.728	114.998	82.797	N/A	N/A	32.201	PK
2		2483.500	66.584	34.279	-7.416	74.000	32.305	PK
3	*	2484.112	67.239	34.931	-6.761	74.000	32.308	PK

Note 1: " * ", means this data is the worst emission level.

Note 2: Measure Level (dBμV/m) = Reading Level (dBμV) + Factor (dB/m).

Note 3: Factor (dB/m) = Cable Loss (dB) + Antenna Factor (dB/m).

Site: SIP-AC3	Test Date: 2022-12-17
Limit: FCC_2.4G_RE(3m)	Engineer: Wayne Wang
Probe: HF907_102861_1-18GHz	Polarity: Vertical
EUT: Tri-band Wi-Fi 6E Wireless AP	Power: AC 120V/60Hz
Test Mode: Transmit by 802.11n-HT20 at 2462MHz	

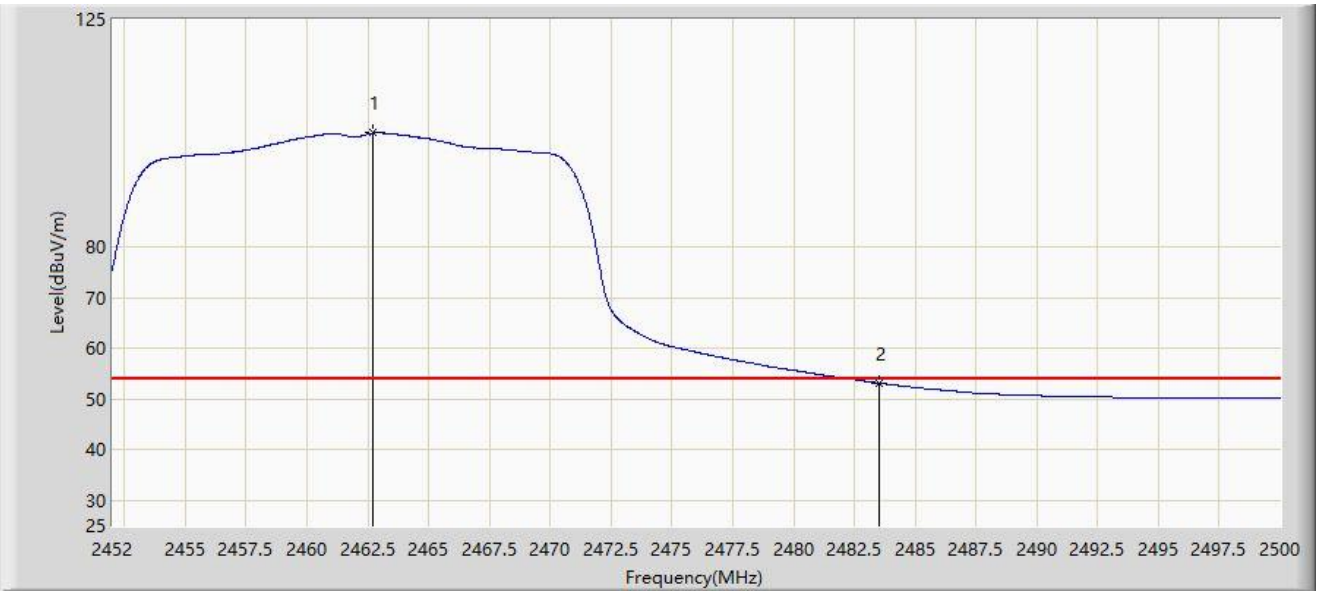

No	Mark	Frequency (MHz)	Measure Level (dBμV/m)	Reading Level (dBμV)	Margin (dB)	Limit (dBμV/m)	Factor (dB/m)	Type
1		2462.728	102.542	70.324	N/A	N/A	32.218	AV
2	*	2483.500	53.148	20.843	-0.852	54.000	32.305	AV

Note 1: " * ", means this data is the worst emission level.

Note 2: Measure Level (dBμV/m) = Reading Level (dBμV) + Factor (dB/m).

Note 3: Factor (dB/m) = Cable Loss (dB) + Antenna Factor (dB/m).

Site: SIP-AC3	Test Date: 2022-12-17
Limit: FCC_2.4G_RE(3m)	Engineer: Wayne Wang
Probe: HF907_102861_1-18GHz	Polarity: Horizontal
EUT: Tri-band Wi-Fi 6E Wireless AP	Power: AC 120V/60Hz
Test Mode: Transmit by 802.11n-HT40 at 2422MHz	

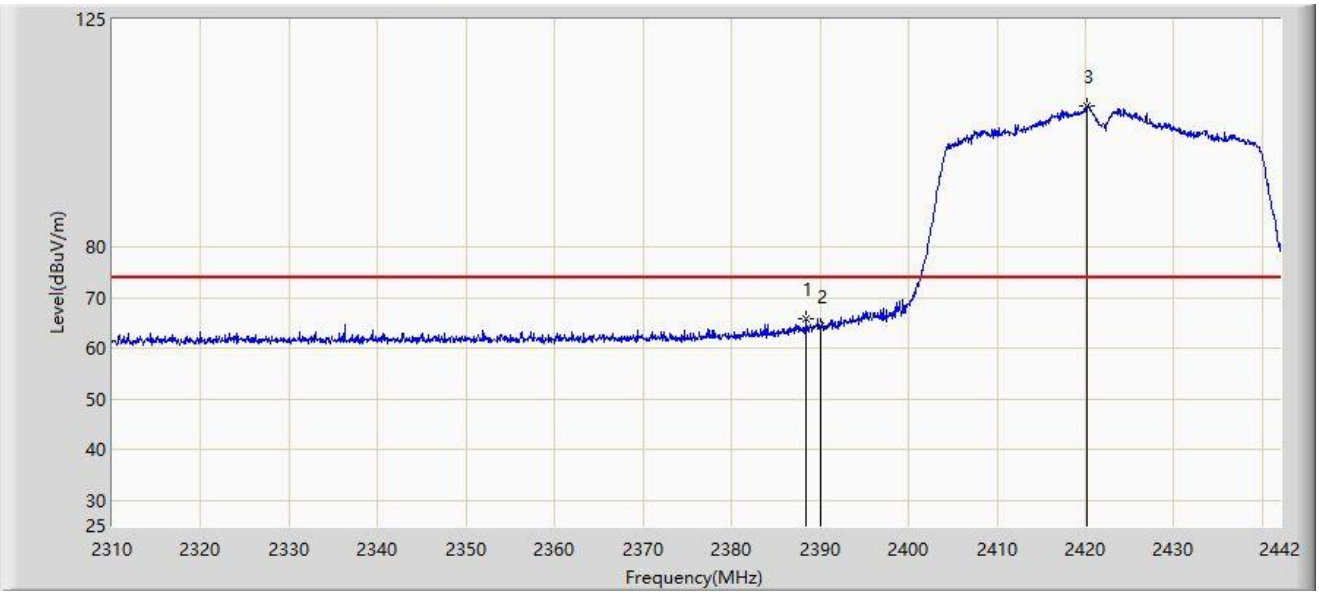

No	Mark	Frequency (MHz)	Measure Level (dBμV/m)	Reading Level (dBμV)	Margin (dB)	Limit (dBμV/m)	Factor (dB/m)	Type
1	*	2388.408	65.789	33.870	-8.211	74.000	31.920	PK
2		2390.000	64.299	32.370	-9.701	74.000	31.929	PK
3		2420.220	107.872	75.801	N/A	N/A	32.071	PK

Note 1: " * ", means this data is the worst emission level.

Note 2: Measure Level (dBμV/m) = Reading Level (dBμV) + Factor (dB/m).

Note 3: Factor (dB/m) = Cable Loss (dB) + Antenna Factor (dB/m).

Site: SIP-AC3	Test Date: 2022-12-17
Limit: FCC_2.4G_RE(3m)	Engineer: Wayne Wang
Probe: HF907_102861_1-18GHz	Polarity: Horizontal
EUT: Tri-band Wi-Fi 6E Wireless AP	Power: AC 120V/60Hz
Test Mode: Transmit by 802.11n-HT40 at 2422MHz	

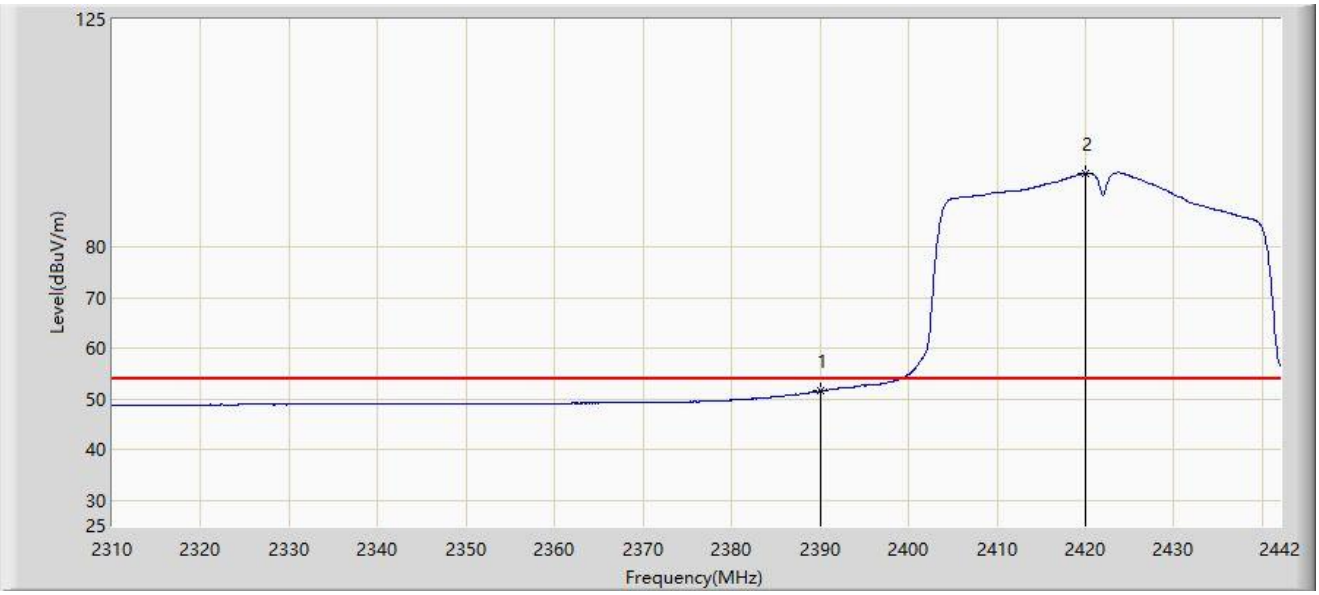

No	Mark	Frequency (MHz)	Measure Level (dBμV/m)	Reading Level (dBμV)	Margin (dB)	Limit (dBμV/m)	Factor (dB/m)	Type
1	*	2390.000	51.551	19.622	-2.449	54.000	31.929	AV
2		2419.956	94.500	62.429	N/A	N/A	32.072	AV

Note 1: " * ", means this data is the worst emission level.

Note 2: Measure Level (dBμV/m) = Reading Level (dBμV) + Factor (dB/m).

Note 3: Factor (dB/m) = Cable Loss (dB) + Antenna Factor (dB/m).

Site: SIP-AC3	Test Date: 2022-12-17
Limit: FCC_2.4G_RE(3m)	Engineer: Wayne Wang
Probe: HF907_102861_1-18GHz	Polarity: Vertical
EUT: Tri-band Wi-Fi 6E Wireless AP	Power: AC 120V/60Hz
Test Mode: Transmit by 802.11n-HT40 at 2422MHz	

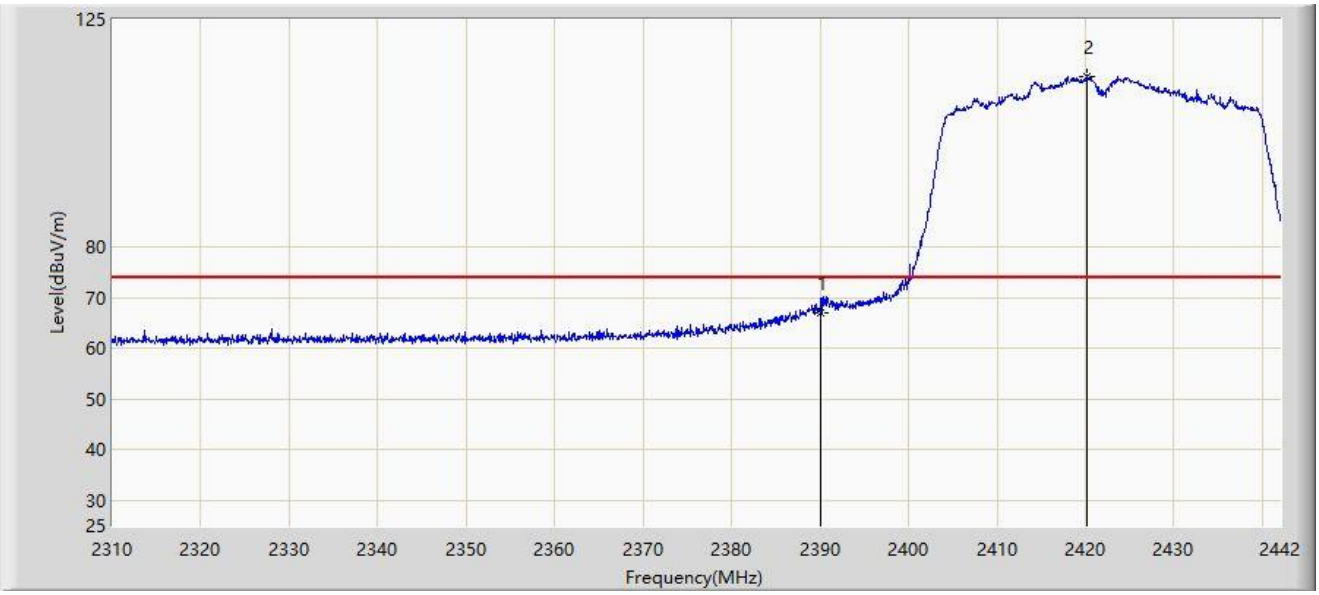

No	Mark	Frequency (MHz)	Measure Level (dBμV/m)	Reading Level (dBμV)	Margin (dB)	Limit (dBμV/m)	Factor (dB/m)	Type
1	*	2390.000	67.164	35.235	-6.836	74.000	31.929	PK
2		2420.154	113.817	81.746	N/A	N/A	32.071	PK

Note 1: " * ", means this data is the worst emission level.

Note 2: Measure Level (dBμV/m) = Reading Level (dBμV) + Factor (dB/m).

Note 3: Factor (dB/m) = Cable Loss (dB) + Antenna Factor (dB/m).

Site: SIP-AC3	Test Date: 2022-12-17
Limit: FCC_2.4G_RE(3m)	Engineer: Wayne Wang
Probe: HF907_102861_1-18GHz	Polarity: Vertical
EUT: Tri-band Wi-Fi 6E Wireless AP	Power: AC 120V/60Hz
Test Mode: Transmit by 802.11n-HT40 at 2422MHz	

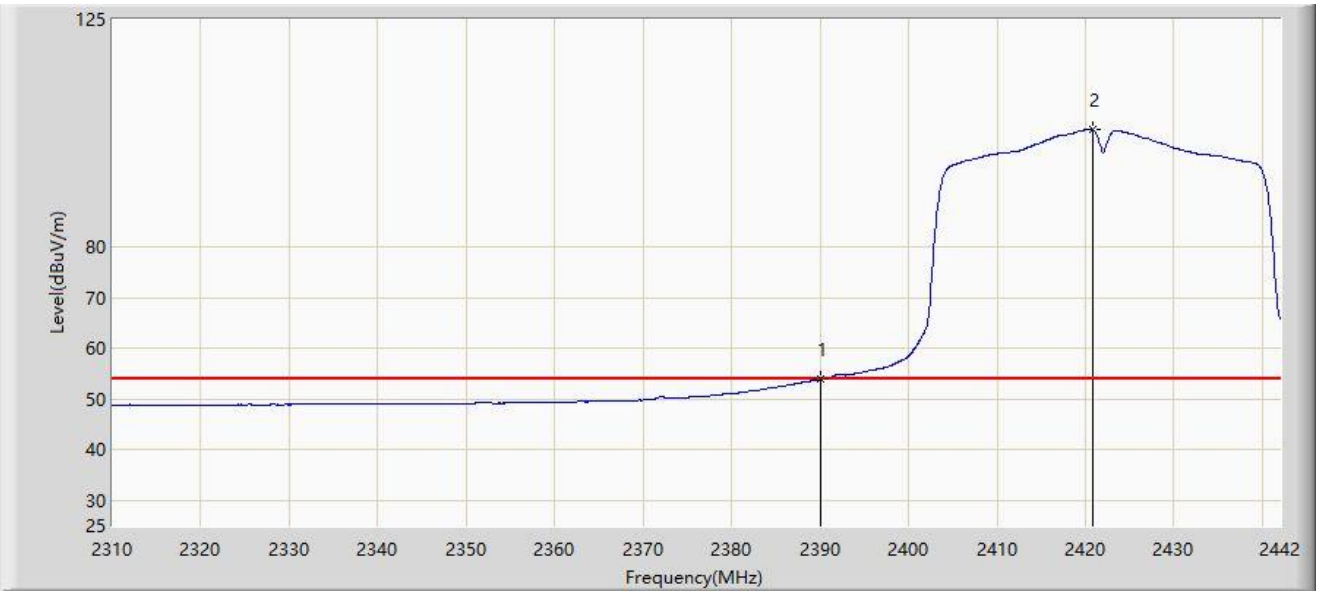

No	Mark	Frequency (MHz)	Measure Level (dBμV/m)	Reading Level (dBμV)	Margin (dB)	Limit (dBμV/m)	Factor (dB/m)	Type
1	*	2390.000	53.871	21.942	-0.129	54.000	31.929	AV
2		2420.814	103.154	71.083	N/A	N/A	32.071	AV

Note 1: " * ", means this data is the worst emission level.

Note 2: Measure Level (dBμV/m) = Reading Level (dBμV) + Factor (dB/m).

Note 3: Factor (dB/m) = Cable Loss (dB) + Antenna Factor (dB/m).

Site: SIP-AC3	Test Date: 2022-12-17
Limit: FCC_2.4G_RE(3m)	Engineer: Wayne Wang
Probe: HF907_102861_1-18GHz	Polarity: Horizontal
EUT: Tri-band Wi-Fi 6E Wireless AP	Power: AC 120V/60Hz
Test Mode: Transmit by 802.11n-HT40 at 2452MHz	

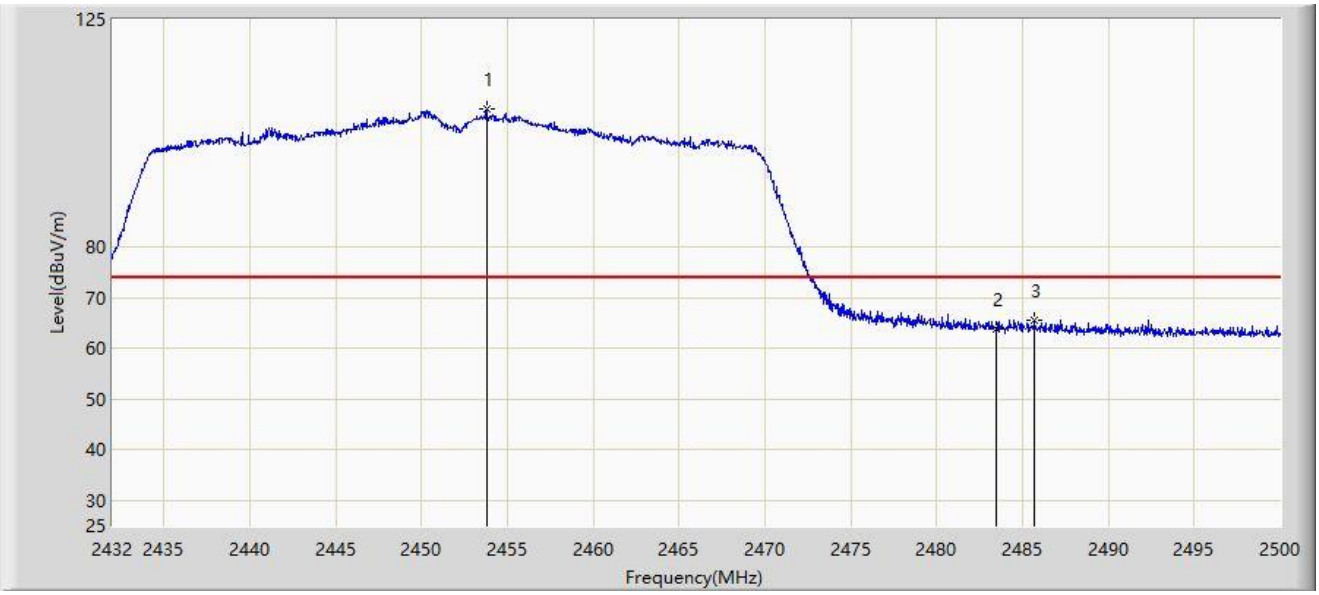

No	Mark	Frequency (MHz)	Measure Level (dBμV/m)	Reading Level (dBμV)	Margin (dB)	Limit (dBμV/m)	Factor (dB/m)	Type
1		2453.794	107.271	75.107	N/A	N/A	32.164	PK
2		2483.500	63.805	31.500	-10.195	74.000	32.305	PK
3	*	2485.686	65.711	33.395	-8.289	74.000	32.316	PK

Note 1: " * ", means this data is the worst emission level.

Note 2: Measure Level (dBμV/m) = Reading Level (dBμV) + Factor (dB/m).

Note 3: Factor (dB/m) = Cable Loss (dB) + Antenna Factor (dB/m).

Site: SIP-AC3	Test Date: 2022-12-17
Limit: FCC_2.4G_RE(3m)	Engineer: Wayne Wang
Probe: HF907_102861_1-18GHz	Polarity: Horizontal
EUT: Tri-band Wi-Fi 6E Wireless AP	Power: AC 120V/60Hz
Test Mode: Transmit by 802.11n-HT40 at 2452MHz	

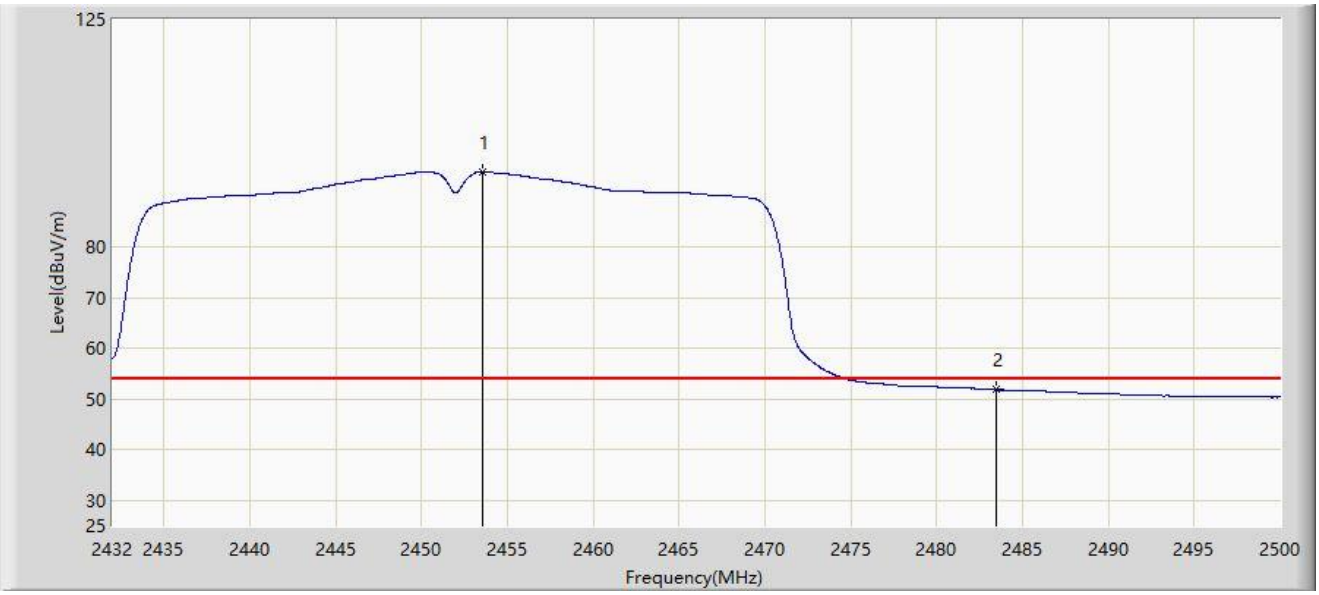

No	Mark	Frequency (MHz)	Measure Level (dBμV/m)	Reading Level (dBμV)	Margin (dB)	Limit (dBμV/m)	Factor (dB/m)	Type
1		2453.522	94.871	62.709	N/A	N/A	32.162	AV
2	*	2483.500	51.823	19.518	-2.177	54.000	32.305	AV

Note 1: " * ", means this data is the worst emission level.

Note 2: Measure Level (dBμV/m) = Reading Level (dBμV) + Factor (dB/m).

Note 3: Factor (dB/m) = Cable Loss (dB) + Antenna Factor (dB/m).

Site: SIP-AC3	Test Date: 2022-12-17
Limit: FCC_2.4G_RE(3m)	Engineer: Wayne Wang
Probe: HF907_102861_1-18GHz	Polarity: Vertical
EUT: Tri-band Wi-Fi 6E Wireless AP	Power: AC 120V/60Hz
Test Mode: Transmit by 802.11n-HT40 at 2452MHz	

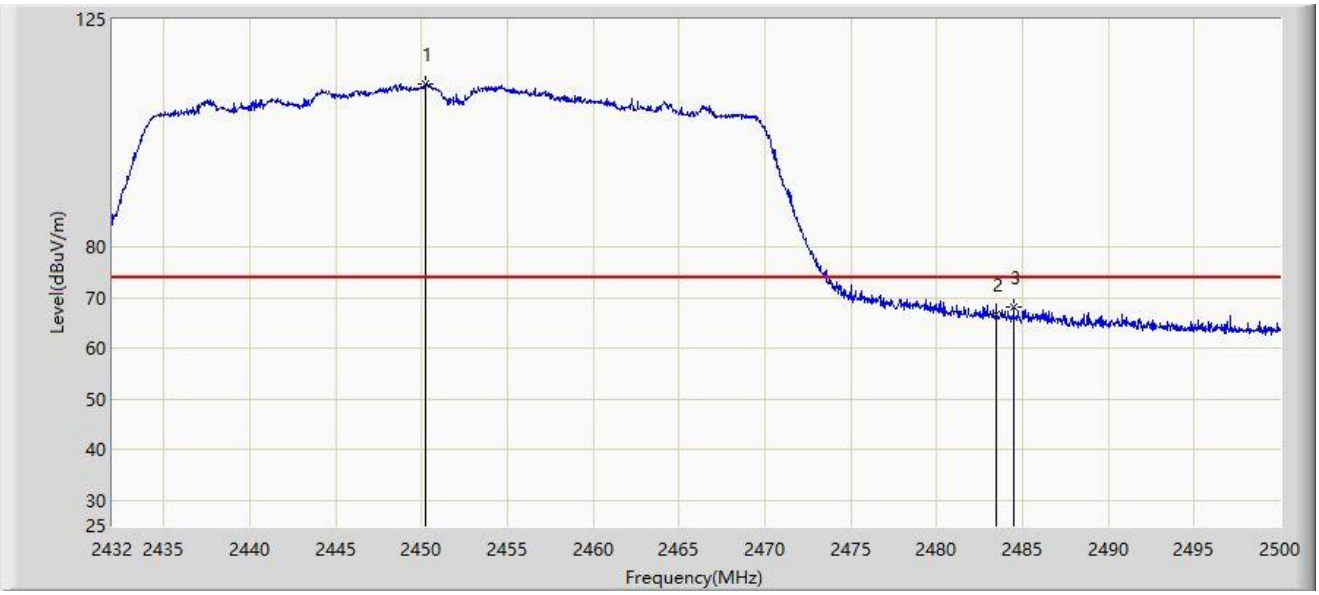

No	Mark	Frequency (MHz)	Measure Level (dBμV/m)	Reading Level (dBμV)	Margin (dB)	Limit (dBμV/m)	Factor (dB/m)	Type
1		2450.224	112.185	80.043	N/A	N/A	32.141	PK
2		2483.500	66.722	34.417	-7.278	74.000	32.305	PK
3	*	2484.496	68.278	35.968	-5.722	74.000	32.310	PK

Note 1: " * ", means this data is the worst emission level.

Note 2: Measure Level (dBμV/m) = Reading Level (dBμV) + Factor (dB/m).

Note 3: Factor (dB/m) = Cable Loss (dB) + Antenna Factor (dB/m).

Site: SIP-AC3	Test Date: 2022-12-17
Limit: FCC_2.4G_RE(3m)	Engineer: Wayne Wang
Probe: HF907_102861_1-18GHz	Polarity: Vertical
EUT: Tri-band Wi-Fi 6E Wireless AP	Power: AC 120V/60Hz
Test Mode: Transmit by 802.11n-HT40 at 2452MHz	

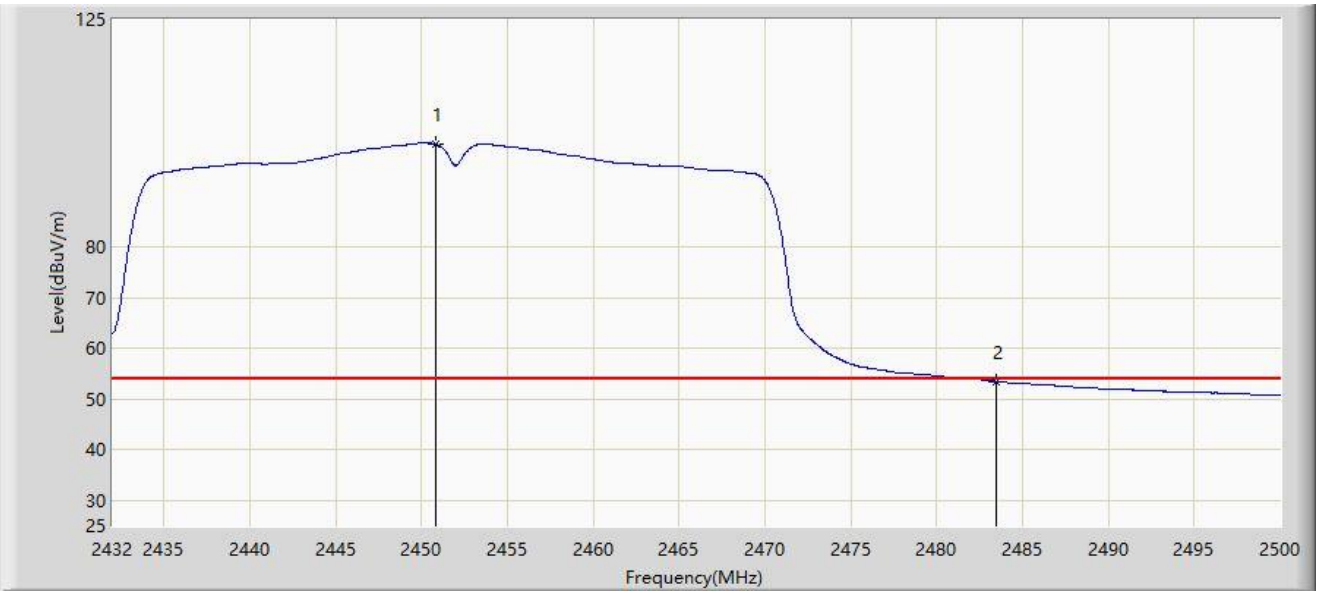

No	Mark	Frequency (MHz)	Measure Level (dBμV/m)	Reading Level (dBμV)	Margin (dB)	Limit (dBμV/m)	Factor (dB/m)	Type
1		2450.802	100.393	68.248	N/A	N/A	32.145	AV
2	*	2483.500	53.488	21.183	-0.512	54.000	32.305	AV

Note 1: " * ", means this data is the worst emission level.

Note 2: Measure Level (dBμV/m) = Reading Level (dBμV) + Factor (dB/m).

Note 3: Factor (dB/m) = Cable Loss (dB) + Antenna Factor (dB/m).

Site: SIP-AC3	Test Date: 2022-12-17
Limit: FCC_2.4G_RE(3m)	Engineer: Wayne Wang
Probe: HF907_102861_1-18GHz	Polarity: Horizontal
EUT: Tri-band Wi-Fi 6E Wireless AP	Power: AC 120V/60Hz
Test Mode: Transmit by 802.11ax-HE20 at 2412MHz	

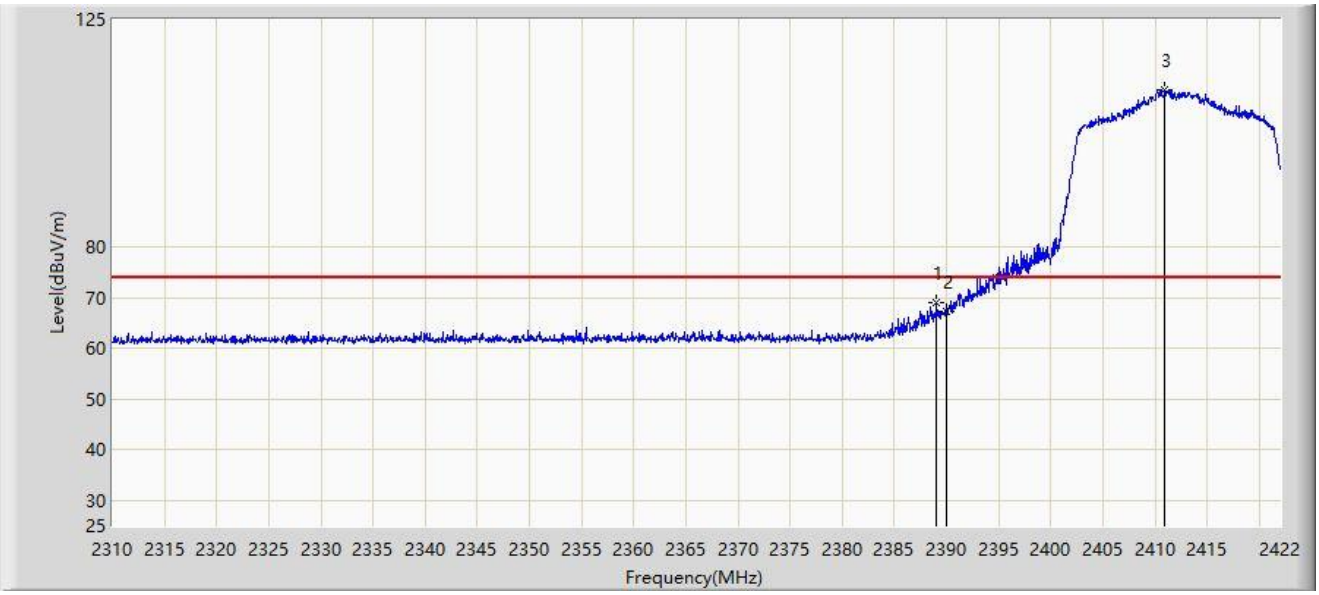

No	Mark	Frequency (MHz)	Measure Level (dBμV/m)	Reading Level (dBμV)	Margin (dB)	Limit (dBμV/m)	Factor (dB/m)	Type
1	*	2389.072	69.131	37.208	-4.869	74.000	31.923	PK
2		2390.000	67.263	35.334	-6.737	74.000	31.929	PK
3		2410.912	111.068	78.990	N/A	N/A	32.078	PK

Note 1: " * ", means this data is the worst emission level.

Note 2: Measure Level (dBμV/m) = Reading Level (dBμV) + Factor (dB/m).

Note 3: Factor (dB/m) = Cable Loss (dB) + Antenna Factor (dB/m).

Site: SIP-AC3	Test Date: 2022-12-17
Limit: FCC_2.4G_RE(3m)	Engineer: Wayne Wang
Probe: HF907_102861_1-18GHz	Polarity: Horizontal
EUT: Tri-band Wi-Fi 6E Wireless AP	Power: AC 120V/60Hz
Test Mode: Transmit by 802.11ax-HE20 at 2412MHz	

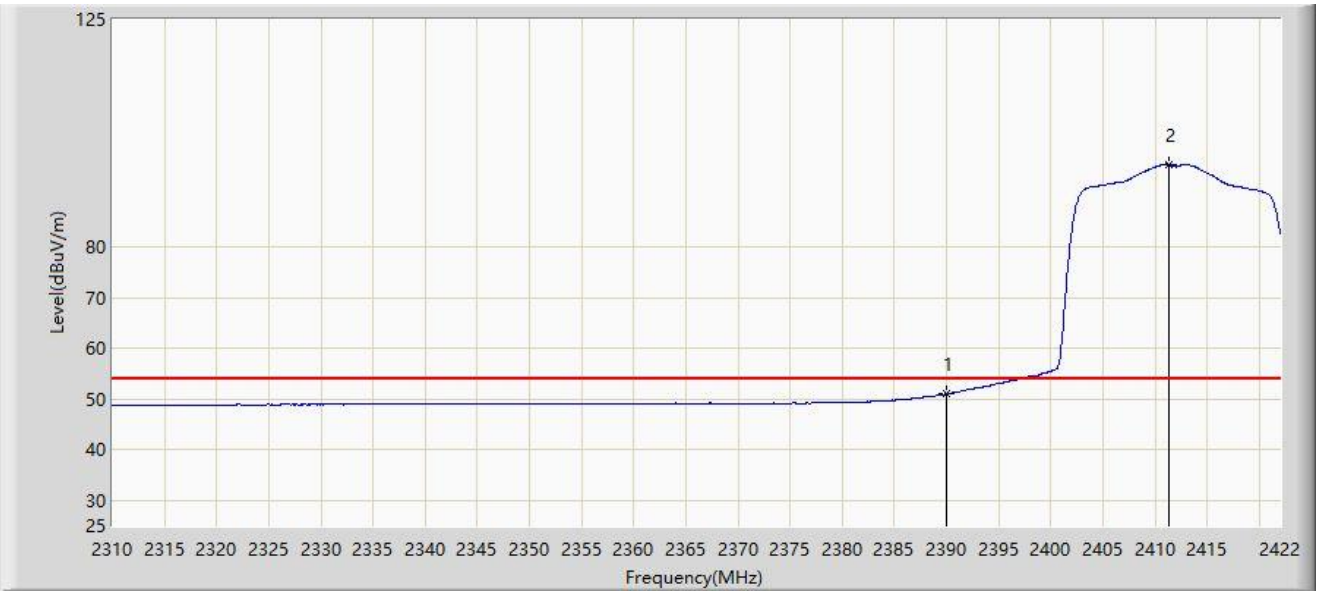

No	Mark	Frequency (MHz)	Measure Level (dBμV/m)	Reading Level (dBμV)	Margin (dB)	Limit (dBμV/m)	Factor (dB/m)	Type
1	*	2390.000	50.989	19.060	-3.011	54.000	31.929	AV
2		2411.304	96.406	64.328	N/A	N/A	32.078	AV

Note 1: " * ", means this data is the worst emission level.

Note 2: Measure Level (dBμV/m) = Reading Level (dBμV) + Factor (dB/m).

Note 3: Factor (dB/m) = Cable Loss (dB) + Antenna Factor (dB/m).

Site: SIP-AC3	Test Date: 2022-12-17
Limit: FCC_2.4G_RE(3m)	Engineer: Wayne Wang
Probe: HF907_102861_1-18GHz	Polarity: Vertical
EUT: Tri-band Wi-Fi 6E Wireless AP	Power: AC 120V/60Hz
Test Mode: Transmit by 802.11ax-HE20 at 2412MHz	

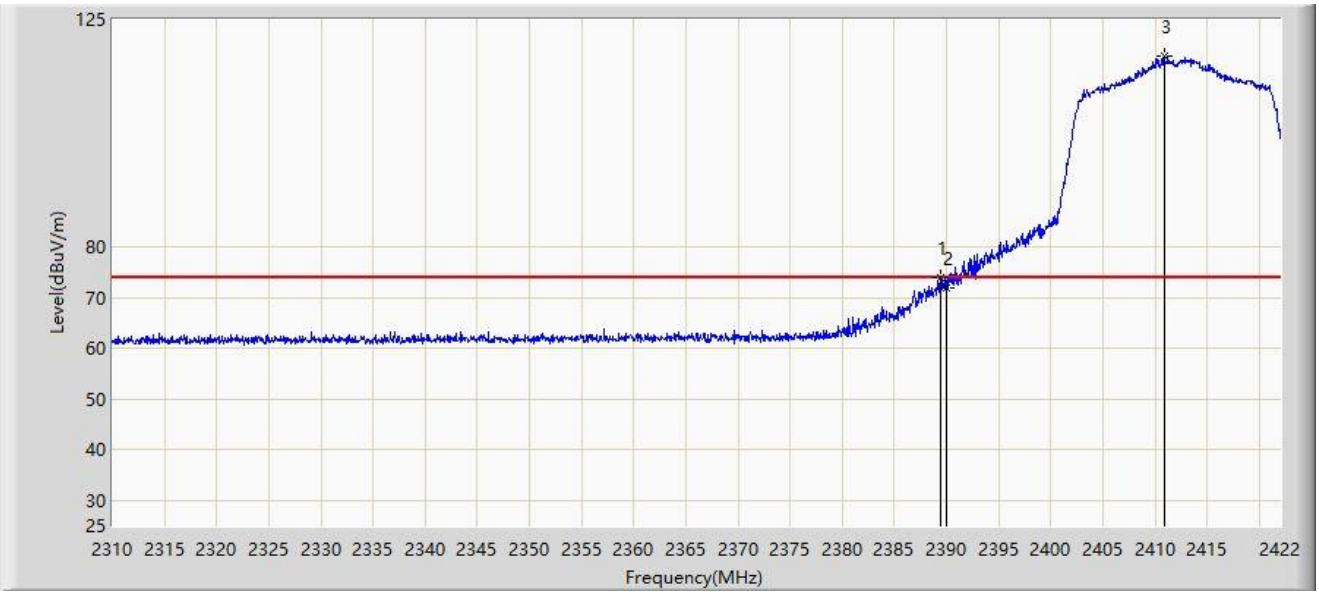

No	Mark	Frequency (MHz)	Measure Level (dBμV/m)	Reading Level (dBμV)	Margin (dB)	Limit (dBμV/m)	Factor (dB/m)	Type
1	*	2389.464	73.887	41.961	-0.113	74.000	31.926	PK
2		2390.000	72.071	40.142	-1.929	74.000	31.929	PK
3		2410.912	117.843	85.765	N/A	N/A	32.078	PK

Note 1: " * ", means this data is the worst emission level.

Note 2: Measure Level (dBμV/m) = Reading Level (dBμV) + Factor (dB/m).

Note 3: Factor (dB/m) = Cable Loss (dB) + Antenna Factor (dB/m).

Site: SIP-AC3	Test Date: 2022-12-17
Limit: FCC_2.4G_RE(3m)	Engineer: Wayne Wang
Probe: HF907_102861_1-18GHz	Polarity: Vertical
EUT: Tri-band Wi-Fi 6E Wireless AP	Power: AC 120V/60Hz
Test Mode: Transmit by 802.11ax-HE20 at 2412MHz	

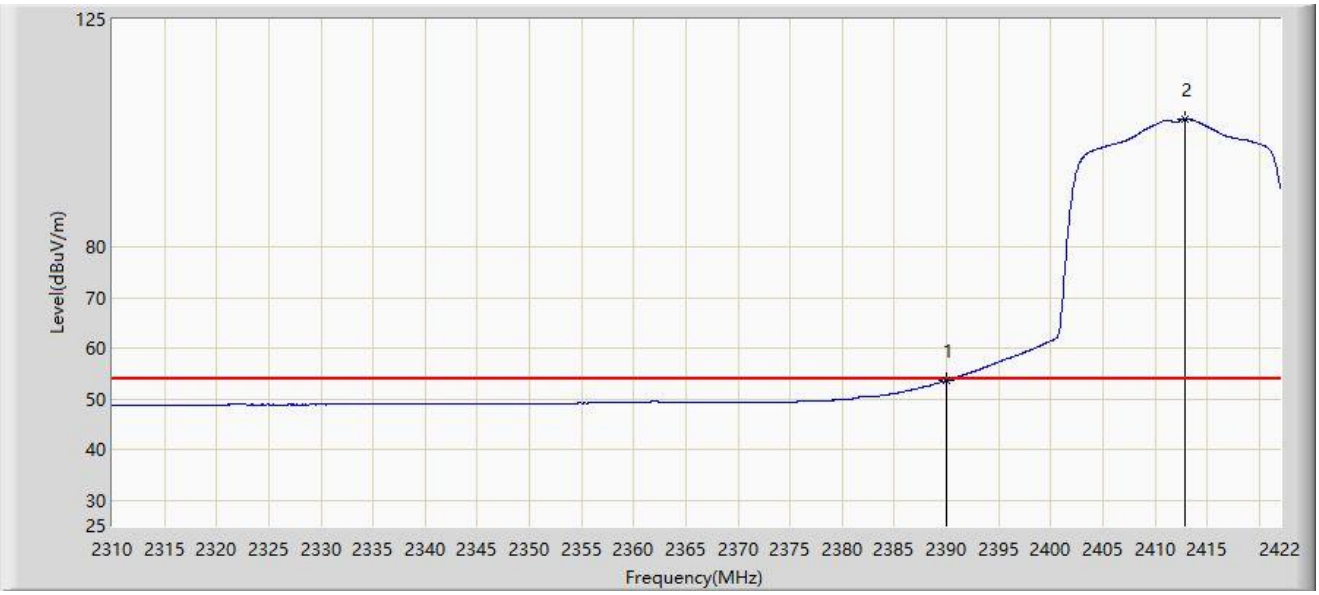

No	Mark	Frequency (MHz)	Measure Level (dBμV/m)	Reading Level (dBμV)	Margin (dB)	Limit (dBμV/m)	Factor (dB/m)	Type
1	*	2390.000	53.644	21.715	-0.356	54.000	31.929	AV
2		2412.872	105.324	73.247	N/A	N/A	32.077	AV

Note 1: " * ", means this data is the worst emission level.

Note 2: Measure Level (dBμV/m) = Reading Level (dBμV) + Factor (dB/m).

Note 3: Factor (dB/m) = Cable Loss (dB) + Antenna Factor (dB/m).

Site: SIP-AC3	Time: 2022/12/25 - 14:56
Limit: FCC_Part15.209_RSE(3m)_2.4G	Engineer: Yien Qian
Probe: HF907_102861_1-18GHz	Polarity: Vertical
EUT: Tri-band Wi-Fi 6E Wireless AP	Power: AC 120V/60Hz
Test Mode: Transmit by 802.11ax-HE20 at 2417MHz	

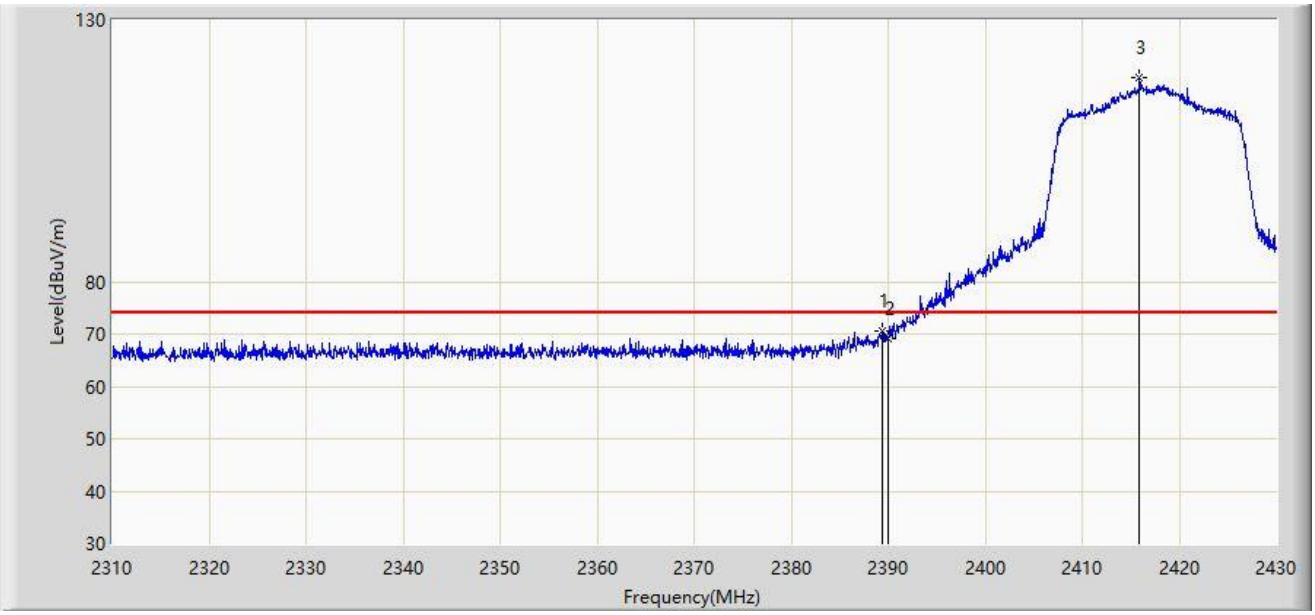

No	Mark	Frequency (MHz)	Measure Level (dBμV/m)	Reading Level (dBμV)	Margin (dB)	Limit (dBμV/m)	Factor (dB/m)	Type
1	*	2389.440	70.648	38.723	-3.352	74.000	31.926	PK
2		2390.000	69.154	37.225	-4.846	74.000	31.929	PK
3		2415.900	118.923	86.849	N/A	N/A	32.074	PK

Note 1: " * ", means this data is the worst emission level.

Note 2: Measure Level (dBμV/m) = Reading Level (dBμV) + Factor (dB/m).

Note 3: Factor (dB/m) = Cable Loss (dB) + Antenna Factor (dB/m).

Site: SIP-AC3	Time: 2022/12/25 - 14:50
Limit: FCC_Part15.209_RSE(3m)_2.4G	Engineer: Yien Qian
Probe: HF907_102861_1-18GHz	Polarity: Vertical
EUT: Tri-band Wi-Fi 6E Wireless AP	Power: AC 120V/60Hz
Test Mode: Transmit by 802.11ax-HE20 at 2417MHz	

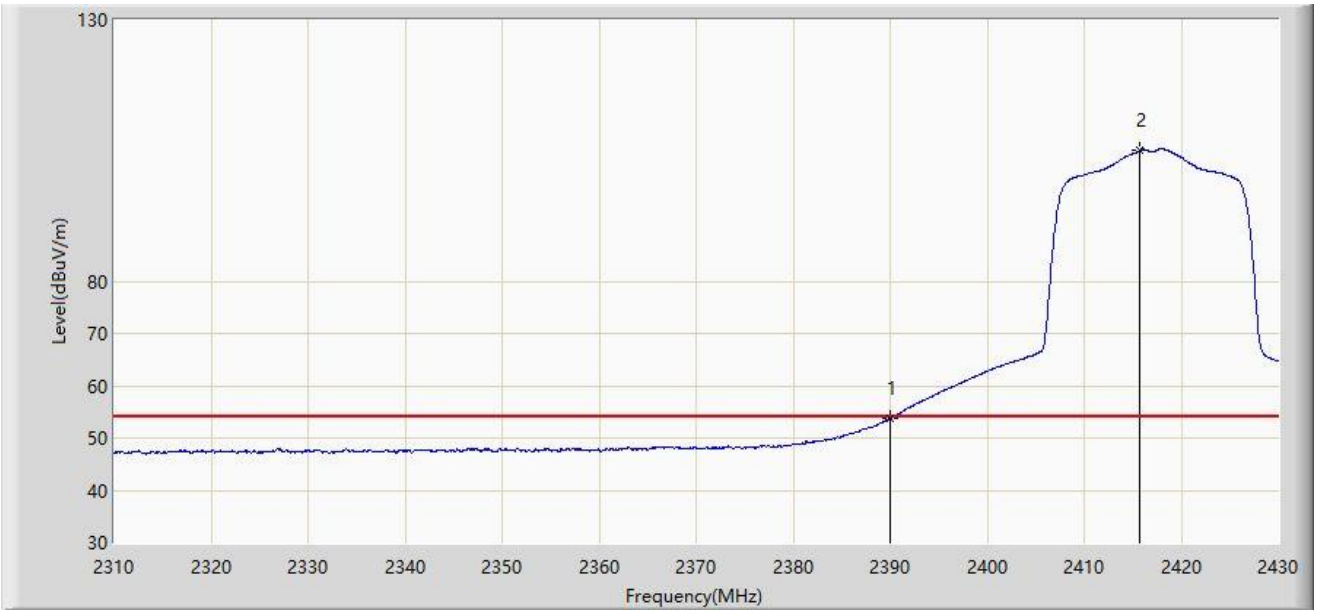

No	Mark	Frequency (MHz)	Measure Level (dBμV/m)	Reading Level (dBμV)	Margin (dB)	Limit (dBμV/m)	Factor (dB/m)	Type
1	*	2390.000	53.707	21.778	-0.293	54.000	31.929	AV
2		2415.720	105.015	72.940	N/A	N/A	32.075	AV

Note 1: " * ", means this data is the worst emission level.

Note 2: Measure Level (dBμV/m) = Reading Level (dBμV) + Factor (dB/m).

Note 3: Factor (dB/m) = Cable Loss (dB) + Antenna Factor (dB/m).

Site: SIP-AC3	Time: 2022/12/25 - 15:04
Limit: FCC_Part15.209_RSE(3m)_2.4G	Engineer: Yien Qian
Probe: HF907_102861_1-18GHz	Polarity: Vertical
EUT: Tri-band Wi-Fi 6E Wireless AP	Power: AC 120V/60Hz
Test Mode: Transmit by 802.11ax-HE20 at 2422MHz	

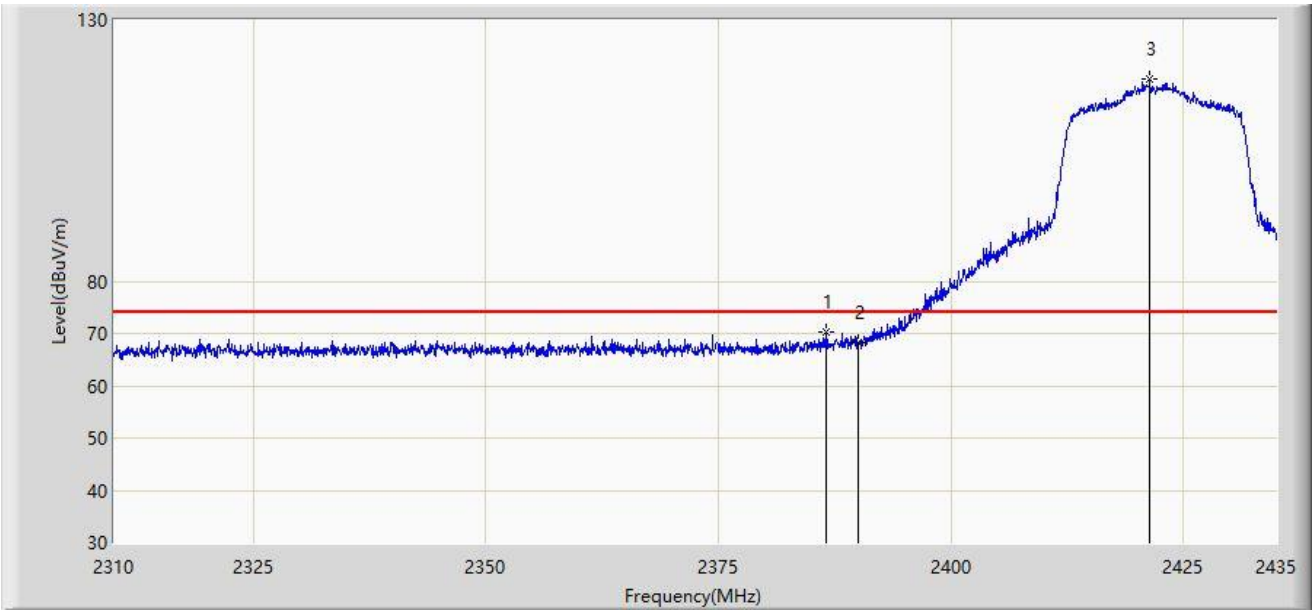

No	Mark	Frequency (MHz)	Measure Level (dBμV/m)	Reading Level (dBμV)	Margin (dB)	Limit (dBμV/m)	Factor (dB/m)	Type
1	*	2386.562	70.298	38.390	-3.702	74.000	31.909	PK
2		2390.000	68.158	36.229	-5.842	74.000	31.929	PK
3		2421.375	118.582	86.512	N/A	N/A	32.070	PK

Note 1: " * ", means this data is the worst emission level.

Note 2: Measure Level (dBμV/m) = Reading Level (dBμV) + Factor (dB/m).

Note 3: Factor (dB/m) = Cable Loss (dB) + Antenna Factor (dB/m).

Site: SIP-AC3	Time: 2022/12/25 - 14:57
Limit: FCC_Part15.209_RSE(3m)_2.4G	Engineer: Yien Qian
Probe: HF907_102861_1-18GHz	Polarity: Vertical
EUT: Tri-band Wi-Fi 6E Wireless AP	Power: AC 120V/60Hz
Test Mode: Transmit by 802.11ax-HE20 at 2422MHz	

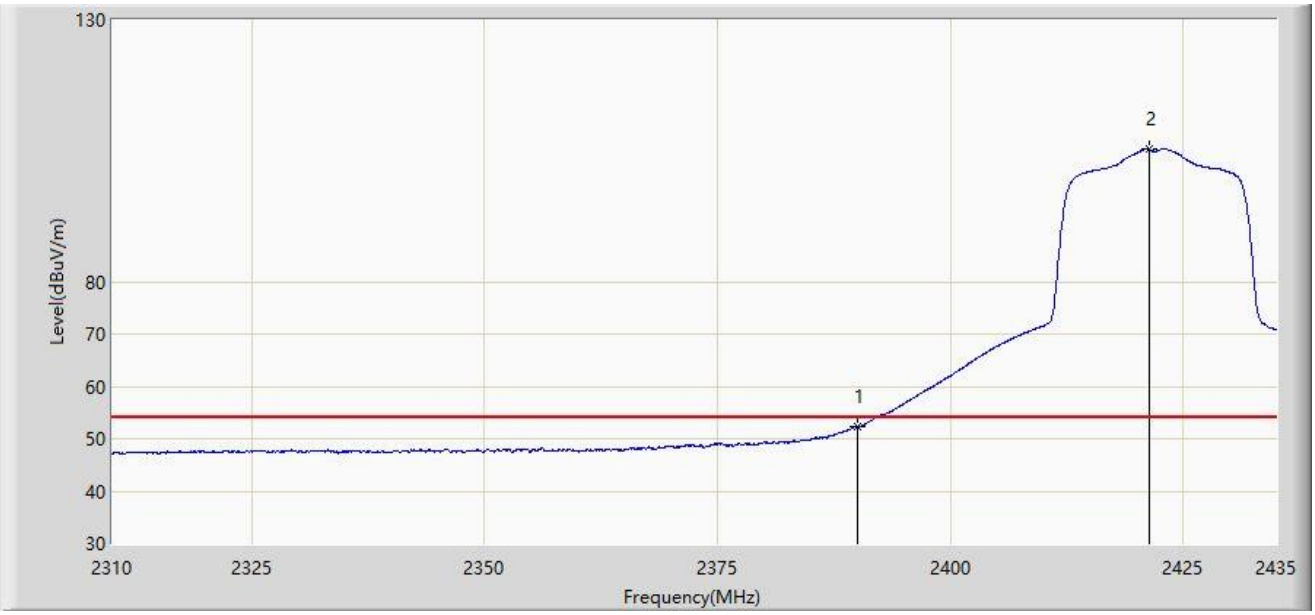

No	Mark	Frequency (MHz)	Measure Level (dBμV/m)	Reading Level (dBμV)	Margin (dB)	Limit (dBμV/m)	Factor (dB/m)	Type
1	*	2390.000	52.326	20.397	-1.674	54.000	31.929	AV
2		2421.312	105.324	73.254	N/A	N/A	32.070	AV

Note 1: " * ", means this data is the worst emission level.

Note 2: Measure Level (dBμV/m) = Reading Level (dBμV) + Factor (dB/m).

Note 3: Factor (dB/m) = Cable Loss (dB) + Antenna Factor (dB/m).

Site: SIP-AC1	Test Date: 2023-01-03
Limit: FCC_2.4G_RE(3m)	Engineer: Yien Qian
Probe: HF907_102862_1-18GHz	Polarity: Horizontal
EUT: Tri-band Wi-Fi 6E Wireless AP	Power: AC 230V/50Hz
Test Mode: Transmit by 802.11ax-HE20 at 2437MHz	

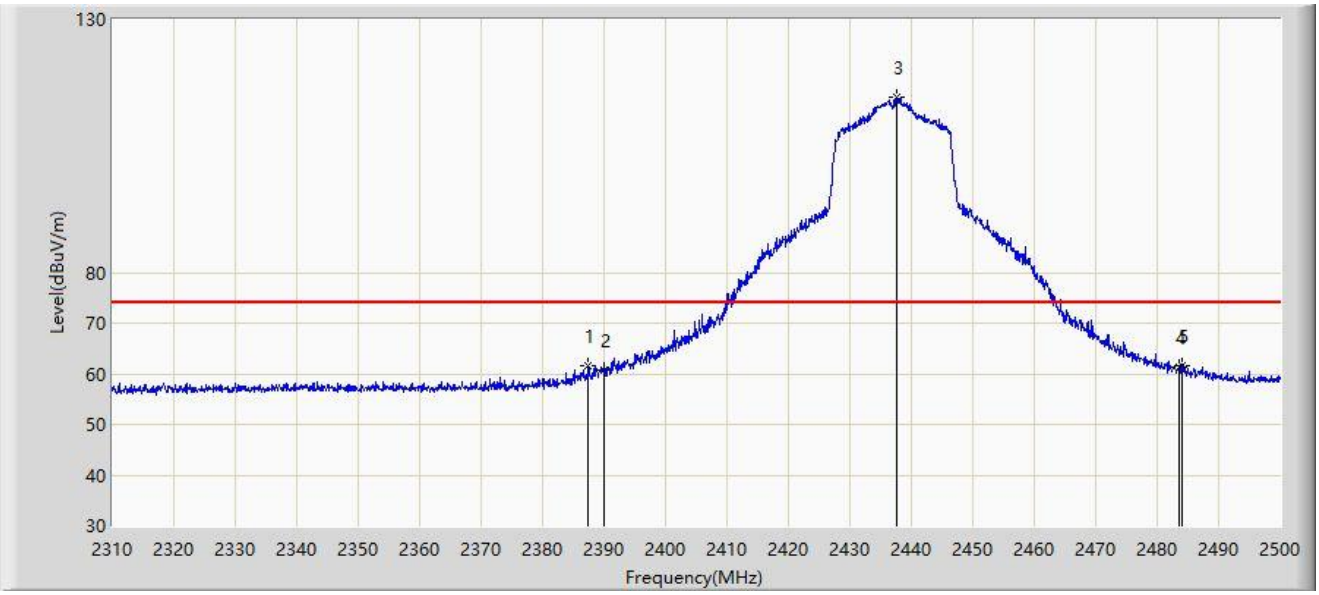

No	Mark	Frequency (MHz)	Measure Level (dBµV/m)	Reading Level (dBµV)	Margin (dB)	Limit (dBµV/m)	Factor (dB/m)	Type
1		2387.425	61.599	30.141	-12.401	74.000	31.458	PK
2		2390.000	60.586	29.074	-13.414	74.000	31.512	PK
3		2437.585	114.671	82.940	N/A	N/A	31.731	PK
4		2483.500	61.322	29.370	-12.678	74.000	31.952	PK
5	*	2484.135	61.705	29.752	-12.295	74.000	31.953	PK

Note 1: " * ", means this data is the worst emission level.

Note 2: Measure Level (dBµV/m) = Reading Level (dBµV) + Factor (dB/m).

Note 3: Factor (dB/m) = Cable Loss (dB) + Antenna Factor (dB/m).

Site: SIP-AC1	Test Date: 2023-01-03
Limit: FCC_2.4G_RE(3m)	Engineer: Yien Qian
Probe: HF907_102862_1-18GHz	Polarity: Horizontal
EUT: Tri-band Wi-Fi 6E Wireless AP	Power: AC 230V/50Hz
Test Mode: Transmit by 802.11ax-HE20 at 2437MHz	

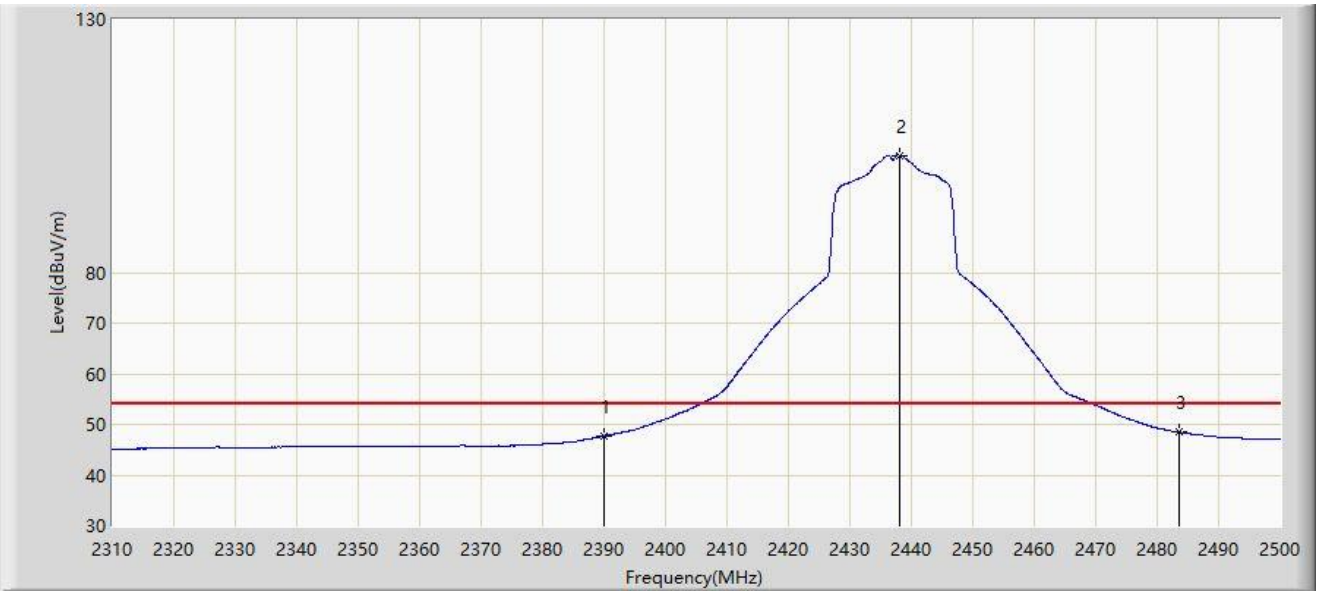

No	Mark	Frequency (MHz)	Measure Level (dBμV/m)	Reading Level (dBμV)	Margin (dB)	Limit (dBμV/m)	Factor (dB/m)	Type
1		2390.000	47.671	16.159	-6.329	54.000	31.512	AV
2		2438.155	103.147	71.413	N/A	N/A	31.734	AV
3	*	2483.500	48.457	16.505	-5.543	54.000	31.952	AV

Note 1: " * ", means this data is the worst emission level.

Note 2: Measure Level (dBμV/m) = Reading Level (dBμV) + Factor (dB/m).

Note 3: Factor (dB/m) = Cable Loss (dB) + Antenna Factor (dB/m).

Site: SIP-AC1	Test Date: 2023-01-03
Limit: FCC_2.4G_RE(3m)	Engineer: Yien Qian
Probe: HF907_102862_1-18GHz	Polarity: Vertical
EUT: Tri-band Wi-Fi 6E Wireless AP	Power: AC 230V/50Hz
Test Mode: Transmit by 802.11ax-HE20 at 2437MHz	

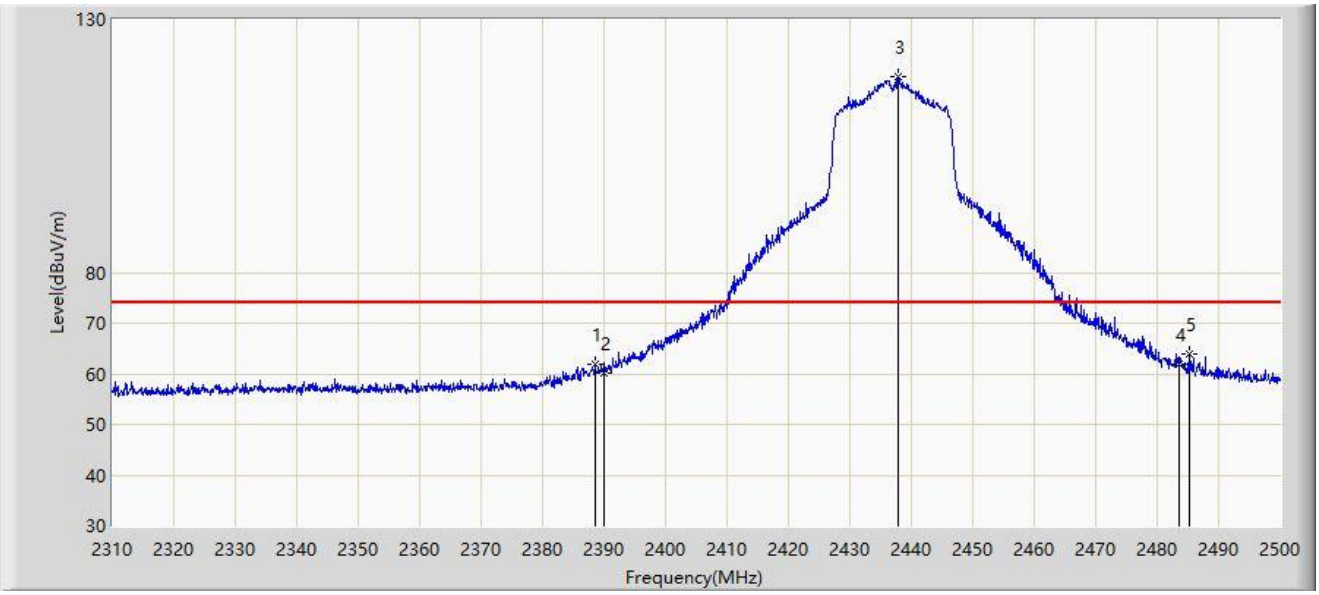

No	Mark	Frequency (MHz)	Measure Level (dBµV/m)	Reading Level (dBµV)	Margin (dB)	Limit (dBµV/m)	Factor (dB/m)	Type
1		2388.565	61.775	30.293	-12.225	74.000	31.483	PK
2		2390.000	60.051	28.539	-13.949	74.000	31.512	PK
3		2437.775	118.787	87.055	N/A	N/A	31.732	PK
4		2483.500	62.019	30.067	-11.981	74.000	31.952	PK
5	*	2485.180	63.839	31.884	-10.161	74.000	31.955	PK

Note 1: " * ", means this data is the worst emission level.

Note 2: Measure Level (dBµV/m) = Reading Level (dBµV) + Factor (dB/m).

Note 3: Factor (dB/m) = Cable Loss (dB) + Antenna Factor (dB/m).

Site: SIP-AC1	Test Date: 2023-01-03
Limit: FCC_2.4G_RE(3m)	Engineer: Yien Qian
Probe: HF907_102862_1-18GHz	Polarity: Vertical
EUT: Tri-band Wi-Fi 6E Wireless AP	Power: AC 230V/50Hz
Test Mode: Transmit by 802.11ax-HE20 at 2437MHz	

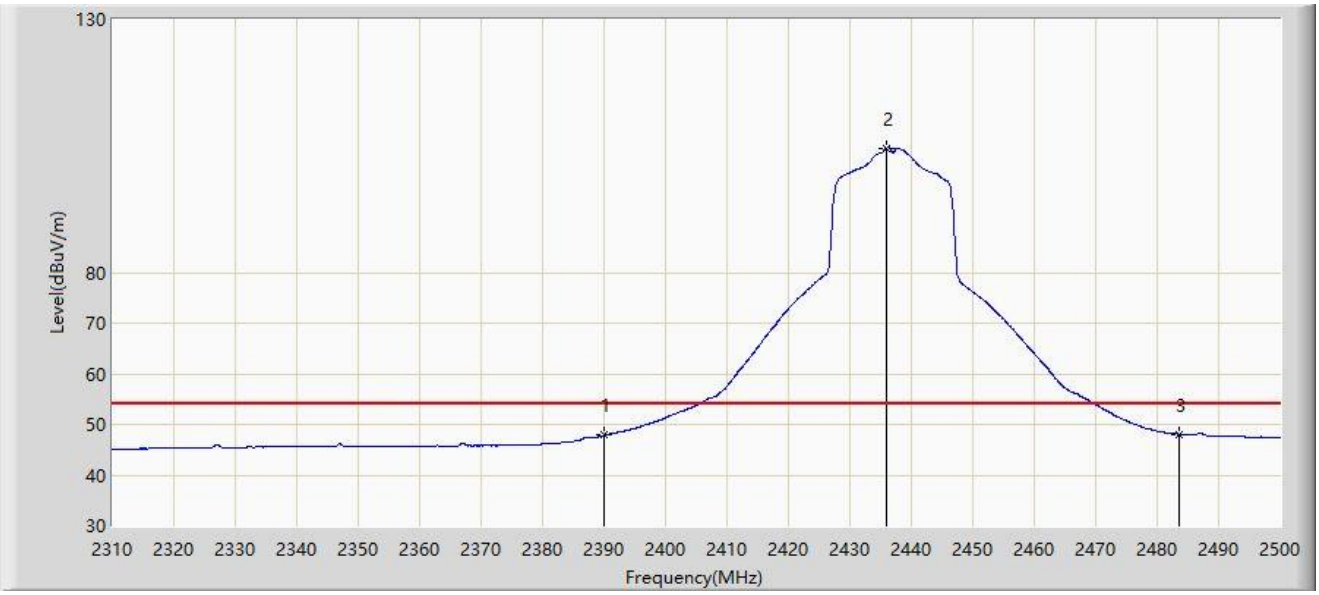

No	Mark	Frequency (MHz)	Measure Level (dBμV/m)	Reading Level (dBμV)	Margin (dB)	Limit (dBμV/m)	Factor (dB/m)	Type
1		2390.000	47.860	16.348	-6.140	54.000	31.512	AV
2		2435.875	104.486	72.764	N/A	N/A	31.722	AV
3	*	2483.500	48.095	16.143	-5.905	54.000	31.952	AV

Note 1: " * ", means this data is the worst emission level.

Note 2: Measure Level (dBμV/m) = Reading Level (dBμV) + Factor (dB/m).

Note 3: Factor (dB/m) = Cable Loss (dB) + Antenna Factor (dB/m).

Site: SIP-AC3	Time: 2022/12/25 - 15:17
Limit: FCC_Part15.209_RSE(3m)_2.4G	Engineer: Yien Qian
Probe: HF907_102861_1-18GHz	Polarity: Vertical
EUT: Tri-band Wi-Fi 6E Wireless AP	Power: AC 120V/60Hz
Test Mode: Transmit by 802.11ax-HE20 at 2452MHz	

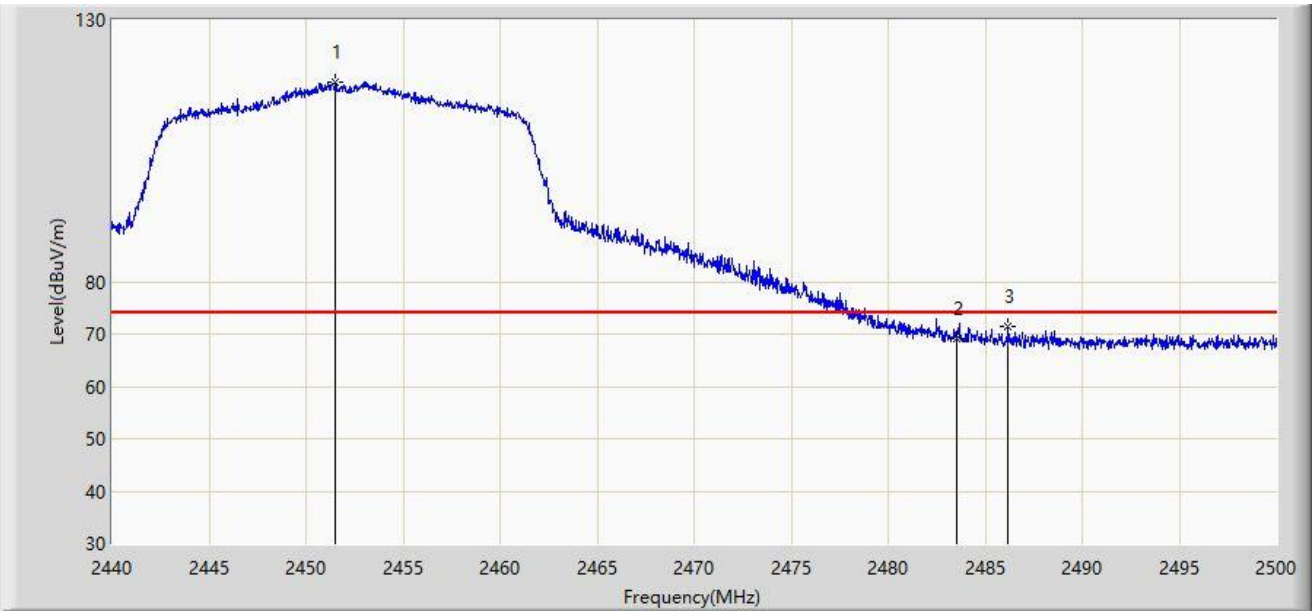

No	Mark	Frequency (MHz)	Measure Level (dBμV/m)	Reading Level (dBμV)	Margin (dB)	Limit (dBμV/m)	Factor (dB/m)	Type
1		2451.490	118.248	86.098	N/A	N/A	32.149	PK
2		2483.500	69.104	36.799	-4.896	74.000	32.305	PK
3	*	2486.200	71.403	39.084	-2.597	74.000	32.319	PK

Note 1: " * ", means this data is the worst emission level.

Note 2: Measure Level (dBμV/m) = Reading Level (dBμV) + Factor (dB/m).

Note 3: Factor (dB/m) = Cable Loss (dB) + Antenna Factor (dB/m).

Site: SIP-AC3	Time: 2022/12/25 - 15:12
Limit: FCC_Part15.209_RSE(3m)_2.4G	Engineer: Yien Qian
Probe: HF907_102861_1-18GHz	Polarity: Vertical
EUT: Tri-band Wi-Fi 6E Wireless AP	Power: AC 120V/60Hz
Test Mode: Transmit by 802.11ax-HE20 at 2452MHz	

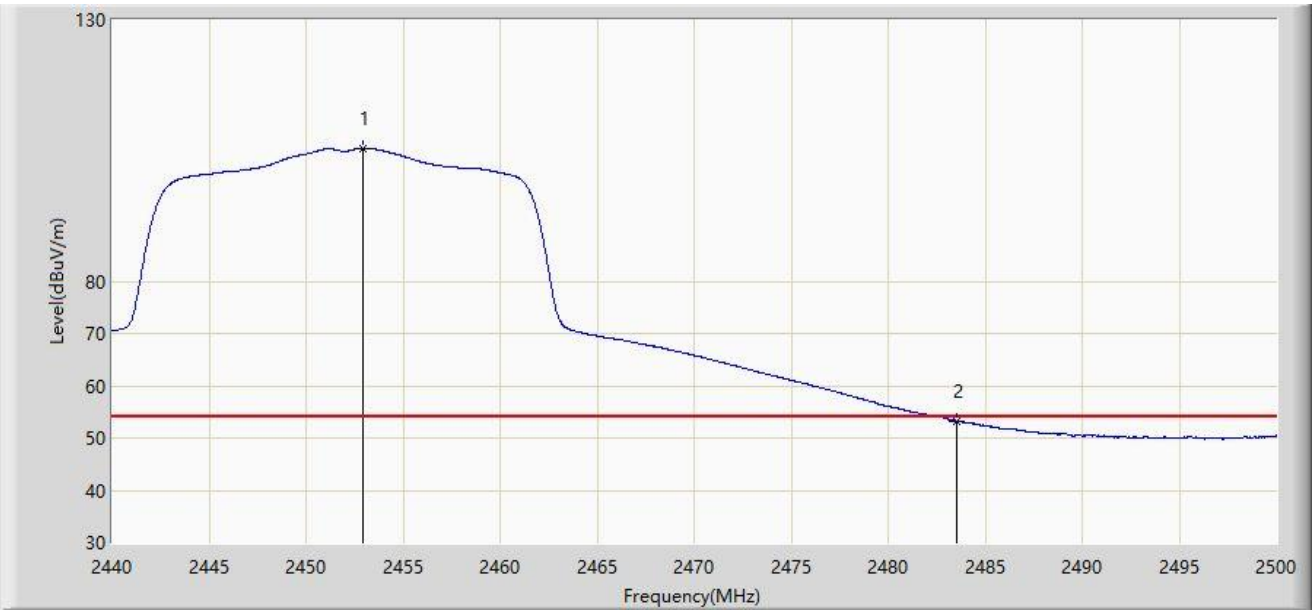

No	Mark	Frequency (MHz)	Measure Level (dBμV/m)	Reading Level (dBμV)	Margin (dB)	Limit (dBμV/m)	Factor (dB/m)	Type
1		2452.930	105.448	73.289	N/A	N/A	32.158	AV
2	*	2483.500	53.219	20.914	-0.781	54.000	32.305	AV

Note 1: " * ", means this data is the worst emission level.

Note 2: Measure Level (dBμV/m) = Reading Level (dBμV) + Factor (dB/m).

Note 3: Factor (dB/m) = Cable Loss (dB) + Antenna Factor (dB/m).

Site: SIP-AC3	Time: 2022/12/25 - 15:11
Limit: FCC_Part15.209_RSE(3m)_2.4G	Engineer: Yien Qian
Probe: HF907_102861_1-18GHz	Polarity: Vertical
EUT: Tri-band Wi-Fi 6E Wireless AP	Power: AC 120V/60Hz
Test Mode: Transmit by 802.11ax-HE20 at 2457MHz	

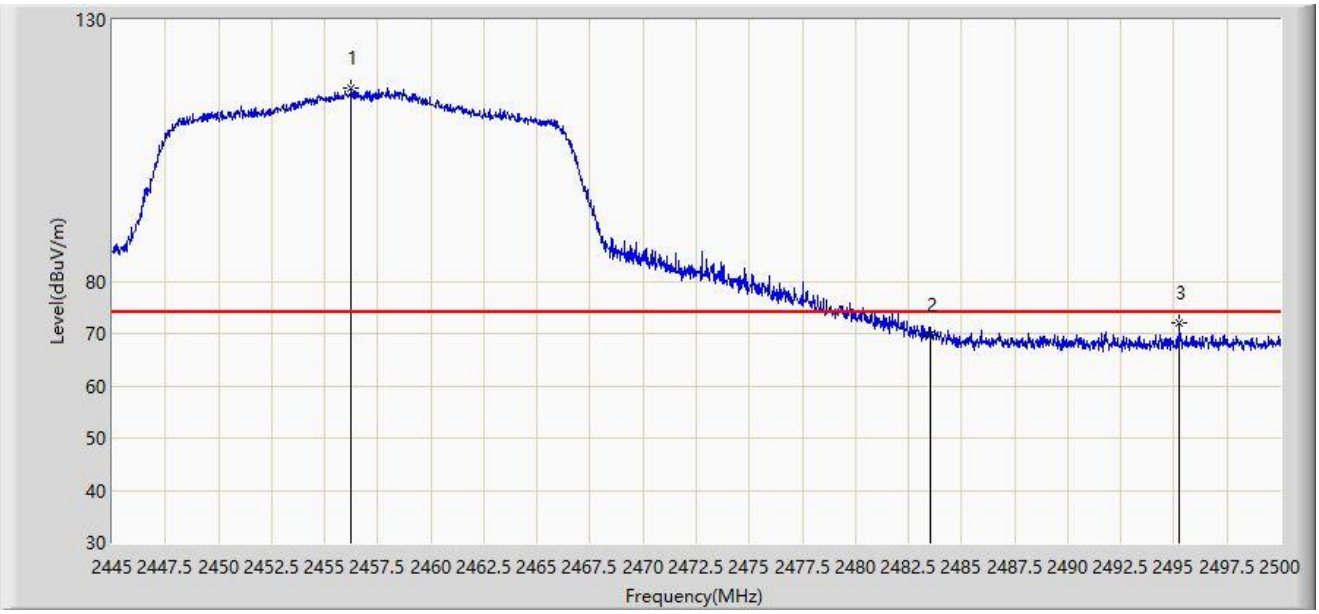

No	Mark	Frequency (MHz)	Measure Level (dBμV/m)	Reading Level (dBμV)	Margin (dB)	Limit (dBμV/m)	Factor (dB/m)	Type
1		2456.248	116.939	84.760	N/A	N/A	32.179	PK
2		2483.500	69.763	37.458	-4.237	74.000	32.305	PK
3	*	2495.242	71.999	39.635	-2.001	74.000	32.365	PK

Note 1: " * ", means this data is the worst emission level.

Note 2: Measure Level (dBμV/m) = Reading Level (dBμV) + Factor (dB/m).

Note 3: Factor (dB/m) = Cable Loss (dB) + Antenna Factor (dB/m).

Site: SIP-AC3	Time: 2022/12/25 - 15:06
Limit: FCC_Part15.209_RSE(3m)_2.4G	Engineer: Yien Qian
Probe: HF907_102861_1-18GHz	Polarity: Vertical
EUT: Tri-band Wi-Fi 6E Wireless AP	Power: AC 120V/60Hz
Test Mode: Transmit by 802.11ax-HE20 at 2457MHz	

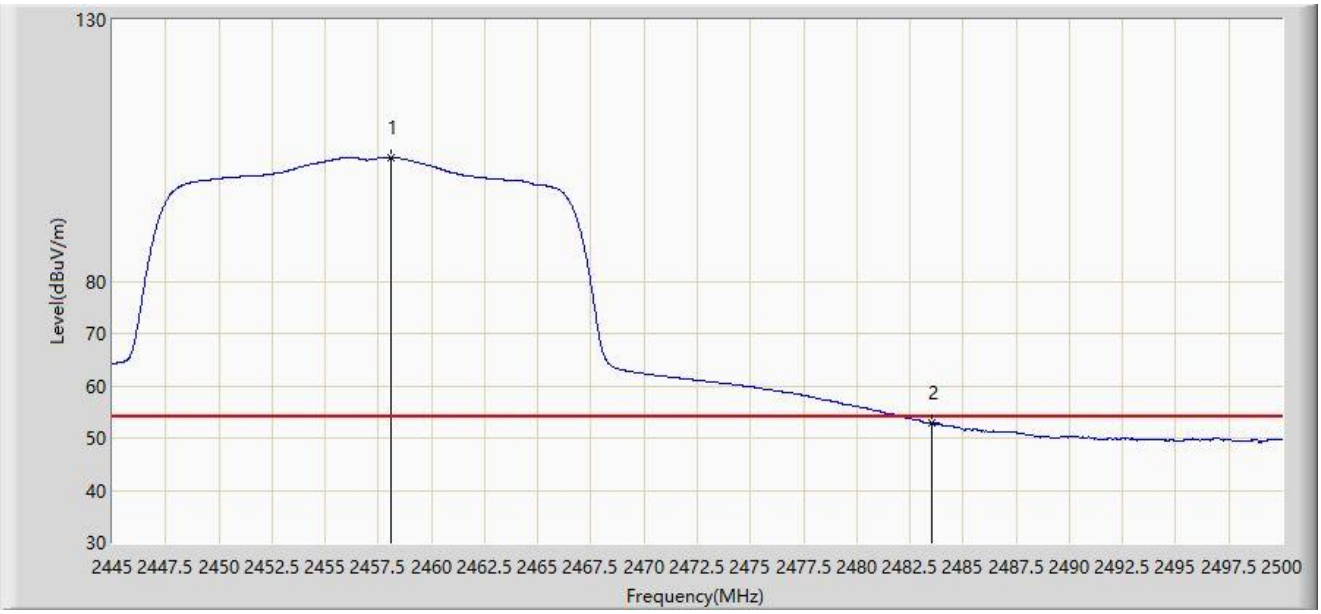

No	Mark	Frequency (MHz)	Measure Level (dBμV/m)	Reading Level (dBμV)	Margin (dB)	Limit (dBμV/m)	Factor (dB/m)	Type
1		2458.062	103.680	71.489	N/A	N/A	32.191	AV
2	*	2483.500	52.935	20.630	-1.065	54.000	32.305	AV

Note 1: " * ", means this data is the worst emission level.

Note 2: Measure Level (dBμV/m) = Reading Level (dBμV) + Factor (dB/m).

Note 3: Factor (dB/m) = Cable Loss (dB) + Antenna Factor (dB/m).

Site: SIP-AC3	Test Date: 2022-12-17
Limit: FCC_2.4G_RE(3m)	Engineer: Wayne Wang
Probe: HF907_102861_1-18GHz	Polarity: Horizontal
EUT: Tri-band Wi-Fi 6E Wireless AP	Power: AC 120V/60Hz
Test Mode: Transmit by 802.11ax-HE20 at 2462MHz	

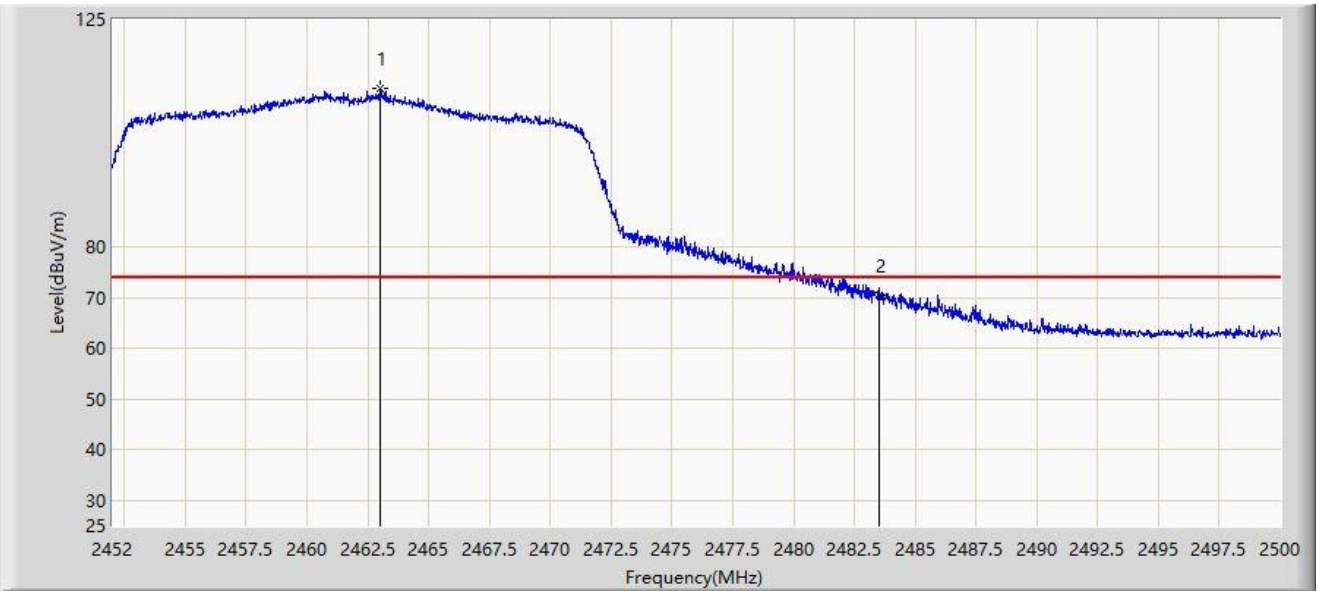

No	Mark	Frequency (MHz)	Measure Level (dBμV/m)	Reading Level (dBμV)	Margin (dB)	Limit (dBμV/m)	Factor (dB/m)	Type
1		2463.016	111.336	79.117	N/A	N/A	32.220	PK
2	*	2483.500	70.610	38.305	-3.390	74.000	32.305	PK

Note 1: " * ", means this data is the worst emission level.

Note 2: Measure Level (dBμV/m) = Reading Level (dBμV) + Factor (dB/m).

Note 3: Factor (dB/m) = Cable Loss (dB) + Antenna Factor (dB/m).

Site: SIP-AC3	Test Date: 2022-12-17
Limit: FCC_2.4G_RE(3m)	Engineer: Wayne Wang
Probe: HF907_102861_1-18GHz	Polarity: Horizontal
EUT: Tri-band Wi-Fi 6E Wireless AP	Power: AC 120V/60Hz
Test Mode: Transmit by 802.11ax-HE20 at 2462MHz	

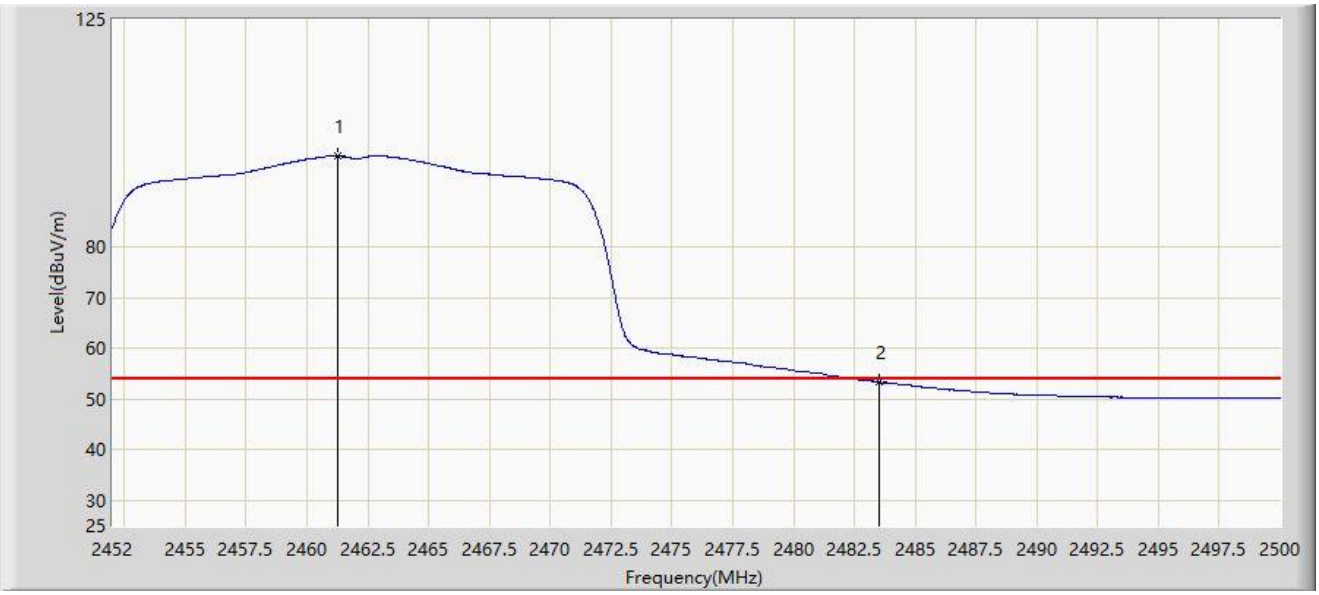

No	Mark	Frequency (MHz)	Measure Level (dBμV/m)	Reading Level (dBμV)	Margin (dB)	Limit (dBμV/m)	Factor (dB/m)	Type
1		2461.240	98.049	65.839	N/A	N/A	32.210	AV
2	*	2483.500	53.368	21.063	-0.632	54.000	32.305	AV

Note 1: " * ", means this data is the worst emission level.

Note 2: Measure Level (dBμV/m) = Reading Level (dBμV) + Factor (dB/m).

Note 3: Factor (dB/m) = Cable Loss (dB) + Antenna Factor (dB/m).

Site: SIP-AC3	Test Date: 2022-12-17
Limit: FCC_2.4G_RE(3m)	Engineer: Wayne Wang
Probe: HF907_102861_1-18GHz	Polarity: Vertical
EUT: Tri-band Wi-Fi 6E Wireless AP	Power: AC 120V/60Hz
Test Mode: Transmit by 802.11ax-HE20 at 2462MHz	

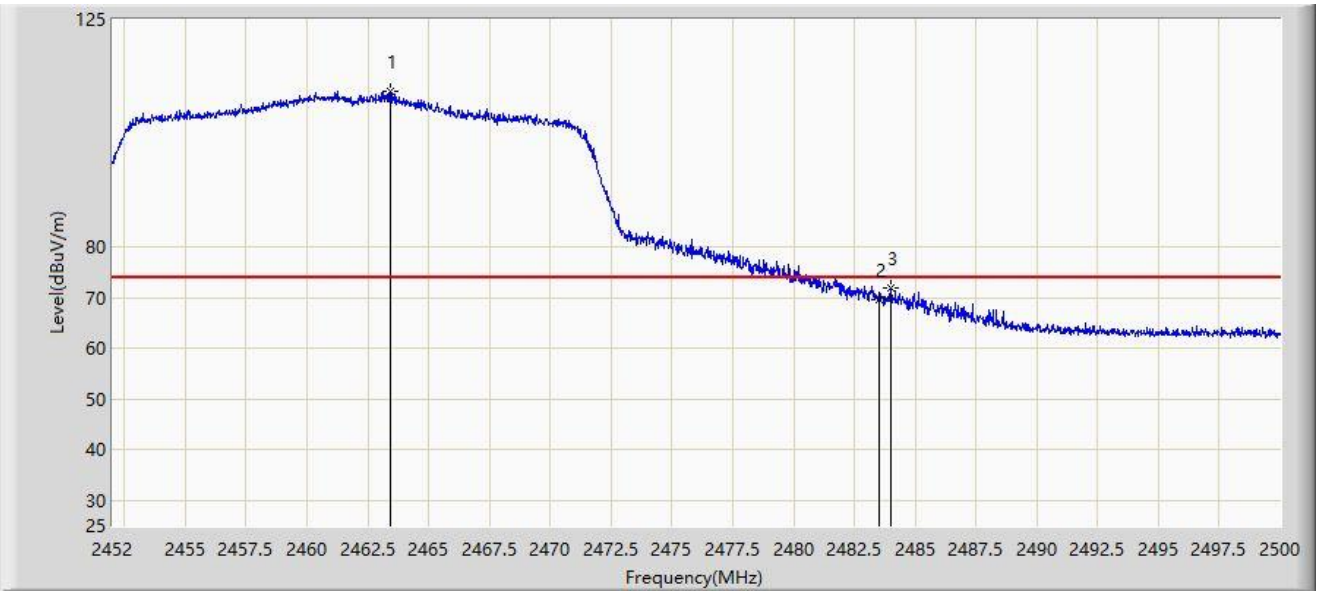

No	Mark	Frequency (MHz)	Measure Level (dBμV/m)	Reading Level (dBμV)	Margin (dB)	Limit (dBμV/m)	Factor (dB/m)	Type
1		2463.400	110.710	78.489	N/A	N/A	32.221	PK
2		2483.500	69.698	37.393	-4.302	74.000	32.305	PK
3	*	2484.016	71.926	39.618	-2.074	74.000	32.308	PK

Note 1: " * ", means this data is the worst emission level.

Note 2: Measure Level (dBμV/m) = Reading Level (dBμV) + Factor (dB/m).

Note 3: Factor (dB/m) = Cable Loss (dB) + Antenna Factor (dB/m).

Site: SIP-AC3	Test Date: 2022-12-17
Limit: FCC_2.4G_RE(3m)	Engineer: Wayne Wang
Probe: HF907_102861_1-18GHz	Polarity: Vertical
EUT: Tri-band Wi-Fi 6E Wireless AP	Power: AC 120V/60Hz
Test Mode: Transmit by 802.11ax-HE20 at 2462MHz	

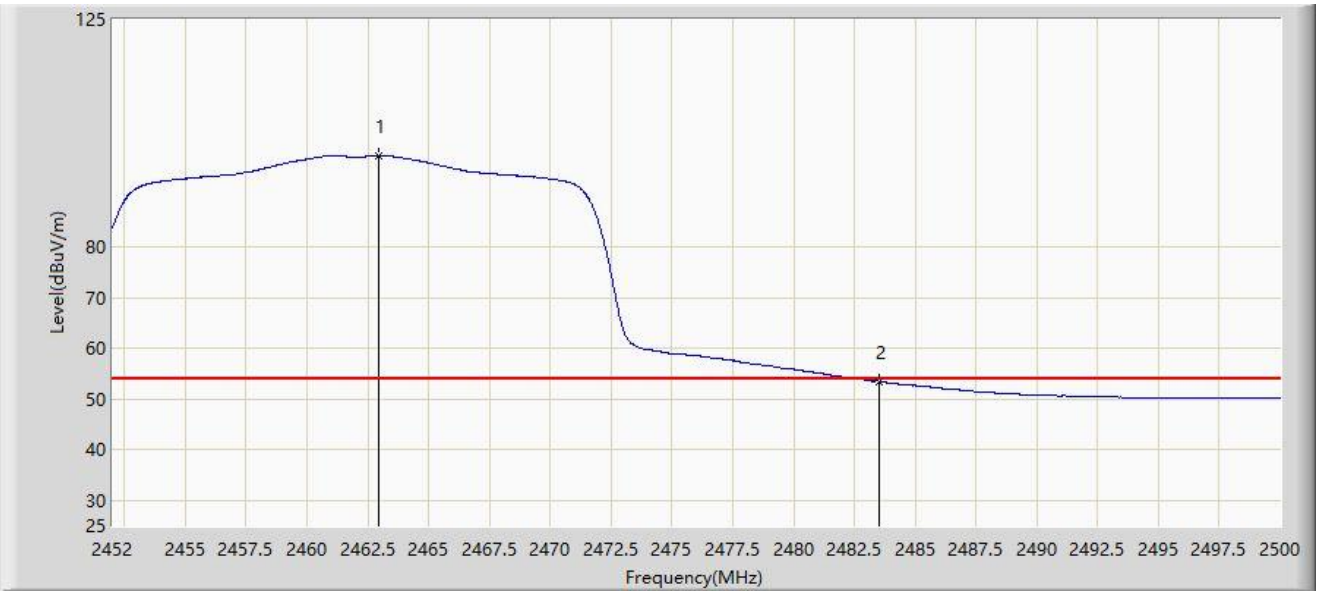

No	Mark	Frequency (MHz)	Measure Level (dBμV/m)	Reading Level (dBμV)	Margin (dB)	Limit (dBμV/m)	Factor (dB/m)	Type
1		2462.944	98.154	65.935	N/A	N/A	32.219	AV
2	*	2483.500	53.533	21.228	-0.467	54.000	32.305	AV

Note 1: " * ", means this data is the worst emission level.

Note 2: Measure Level (dBμV/m) = Reading Level (dBμV) + Factor (dB/m).

Note 3: Factor (dB/m) = Cable Loss (dB) + Antenna Factor (dB/m).

Site: SIP-AC3	Test Date: 2022-12-17
Limit: FCC_2.4G_RE(3m)	Engineer: Wayne Wang
Probe: HF907_102861_1-18GHz	Polarity: Horizontal
EUT: Tri-band Wi-Fi 6E Wireless AP	Power: AC 120V/60Hz
Test Mode: Transmit by 802.11ax-HE40 at 2422MHz	

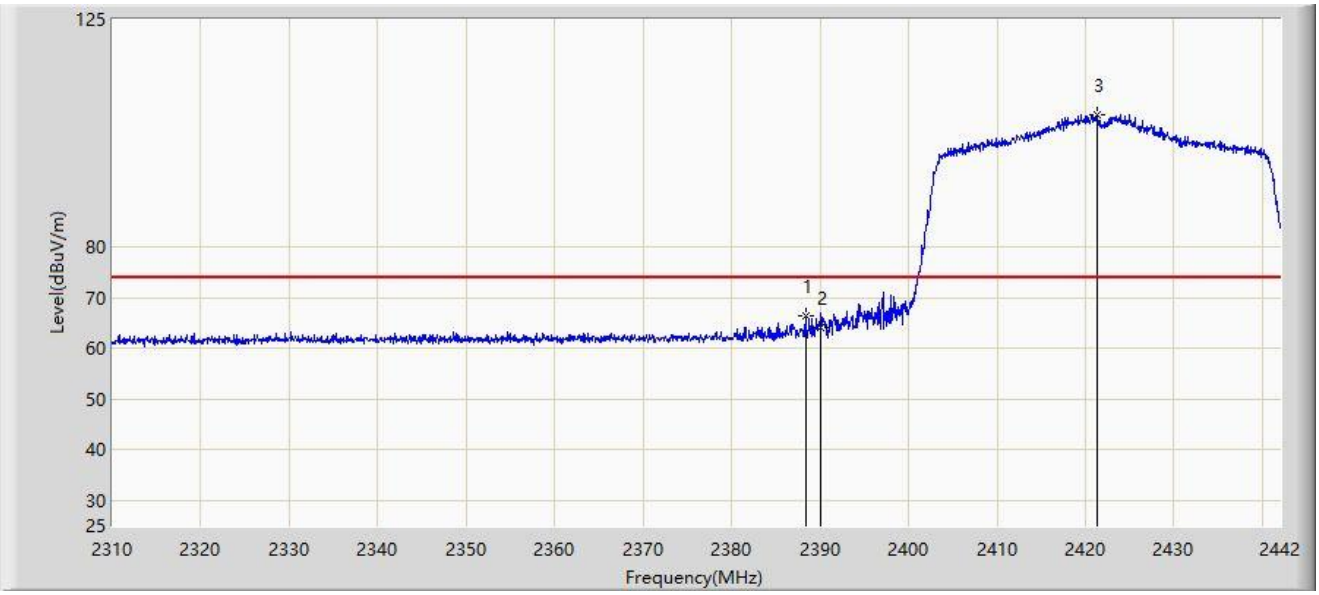

No	Mark	Frequency (MHz)	Measure Level (dBμV/m)	Reading Level (dBμV)	Margin (dB)	Limit (dBμV/m)	Factor (dB/m)	Type
1	*	2388.342	66.417	34.498	-7.583	74.000	31.918	PK
2		2390.000	64.050	32.121	-9.950	74.000	31.929	PK
3		2421.276	106.031	73.961	N/A	N/A	32.070	PK

Note 1: " * ", means this data is the worst emission level.

Note 2: Measure Level (dBμV/m) = Reading Level (dBμV) + Factor (dB/m).

Note 3: Factor (dB/m) = Cable Loss (dB) + Antenna Factor (dB/m).

Site: SIP-AC3	Test Date: 2022-12-17
Limit: FCC_2.4G_RE(3m)	Engineer: Wayne Wang
Probe: HF907_102861_1-18GHz	Polarity: Horizontal
EUT: Tri-band Wi-Fi 6E Wireless AP	Power: AC 120V/60Hz
Test Mode: Transmit by 802.11ax-HE40 at 2422MHz	

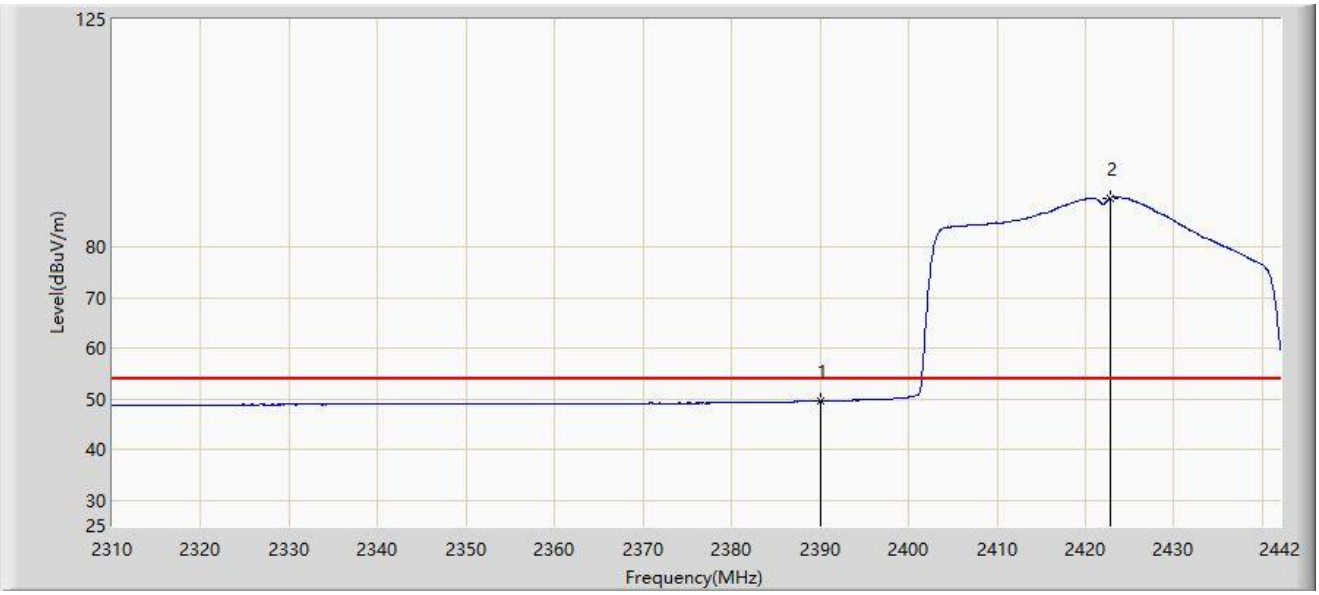

No	Mark	Frequency (MHz)	Measure Level (dBμV/m)	Reading Level (dBμV)	Margin (dB)	Limit (dBμV/m)	Factor (dB/m)	Type
1	*	2390.000	49.628	17.699	-4.372	54.000	31.929	AV
2		2422.860	89.759	57.690	N/A	N/A	32.069	AV

Note 1: " * ", means this data is the worst emission level.

Note 2: Measure Level (dBμV/m) = Reading Level (dBμV) + Factor (dB/m).

Note 3: Factor (dB/m) = Cable Loss (dB) + Antenna Factor (dB/m).

Site: SIP-AC3	Test Date: 2022-12-17
Limit: FCC_2.4G_RE(3m)	Engineer: Wayne Wang
Probe: HF907_102861_1-18GHz	Polarity: Vertical
EUT: Tri-band Wi-Fi 6E Wireless AP	Power: AC 120V/60Hz
Test Mode: Transmit by 802.11ax-HE40 at 2422MHz	

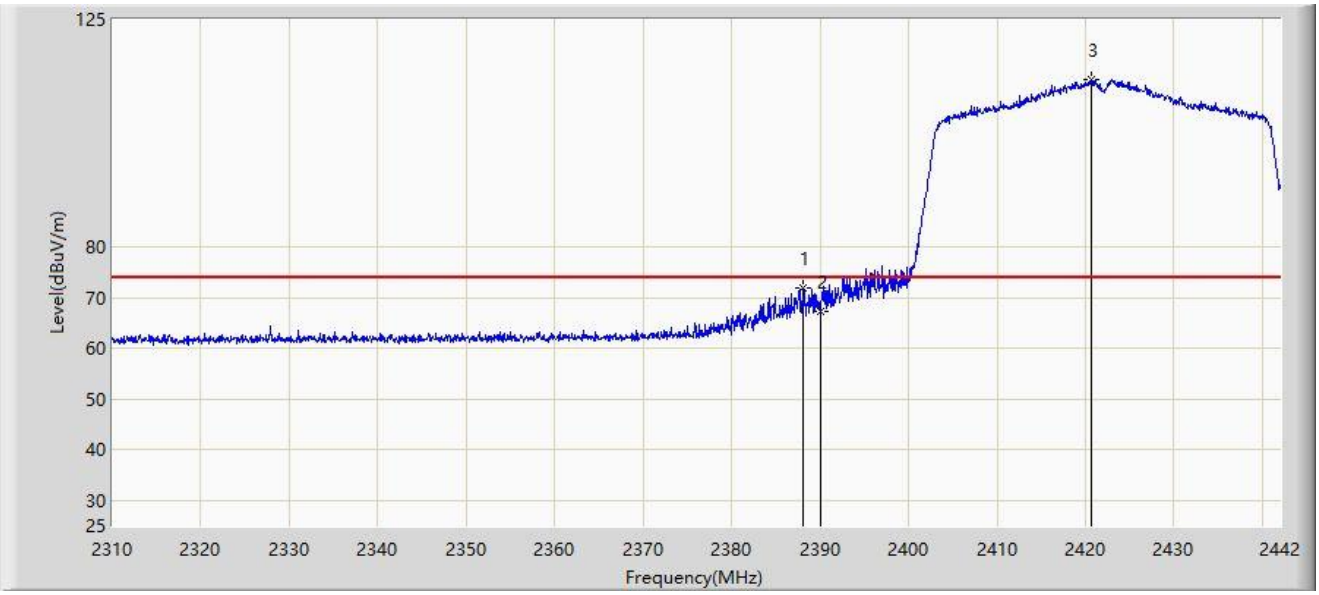

No	Mark	Frequency (MHz)	Measure Level (dBμV/m)	Reading Level (dBμV)	Margin (dB)	Limit (dBμV/m)	Factor (dB/m)	Type
1	*	2388.078	71.836	39.919	-2.164	74.000	31.917	PK
2		2390.000	67.415	35.486	-6.585	74.000	31.929	PK
3		2420.616	112.980	80.909	N/A	N/A	32.070	PK

Note 1: " * ", means this data is the worst emission level.

Note 2: Measure Level (dBμV/m) = Reading Level (dBμV) + Factor (dB/m).

Note 3: Factor (dB/m) = Cable Loss (dB) + Antenna Factor (dB/m).

Site: SIP-AC3	Test Date: 2022-12-17
Limit: FCC_2.4G_RE(3m)	Engineer: Wayne Wang
Probe: HF907_102861_1-18GHz	Polarity: Vertical
EUT: Tri-band Wi-Fi 6E Wireless AP	Power: AC 120V/60Hz
Test Mode: Transmit by 802.11ax-HE40 at 2422MHz	

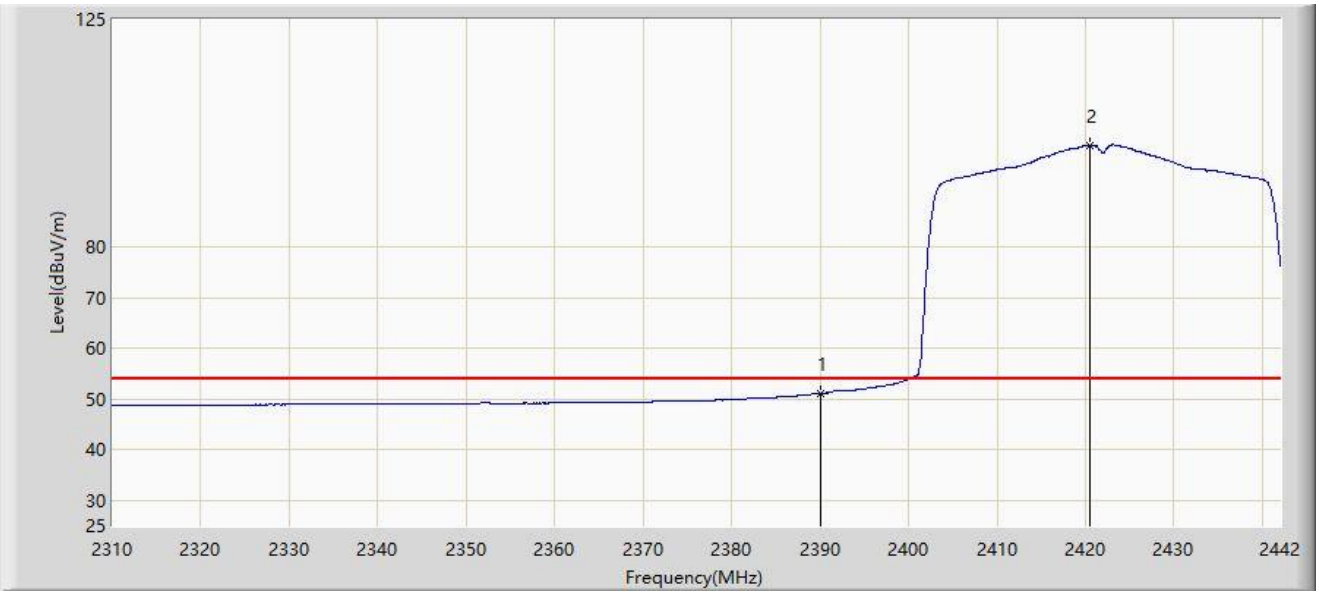

No	Mark	Frequency (MHz)	Measure Level (dBμV/m)	Reading Level (dBμV)	Margin (dB)	Limit (dBμV/m)	Factor (dB/m)	Type
1	*	2390.000	51.110	19.181	-2.890	54.000	31.929	AV
2		2420.550	100.153	68.082	N/A	N/A	32.071	AV

Note 1: " * ", means this data is the worst emission level.

Note 2: Measure Level (dBμV/m) = Reading Level (dBμV) + Factor (dB/m).

Note 3: Factor (dB/m) = Cable Loss (dB) + Antenna Factor (dB/m).

Site: SIP-AC1	Test Date: 2023-01-03
Limit: FCC_2.4G_RE(3m)	Engineer: Yien Qian
Probe: HF907_102862_1-18GHz	Polarity: Horizontal
EUT: Tri-band Wi-Fi 6E Wireless AP	Power: AC 230V/50Hz
Test Mode: Transmit by 802.11ax-HE40 at 2437MHz	

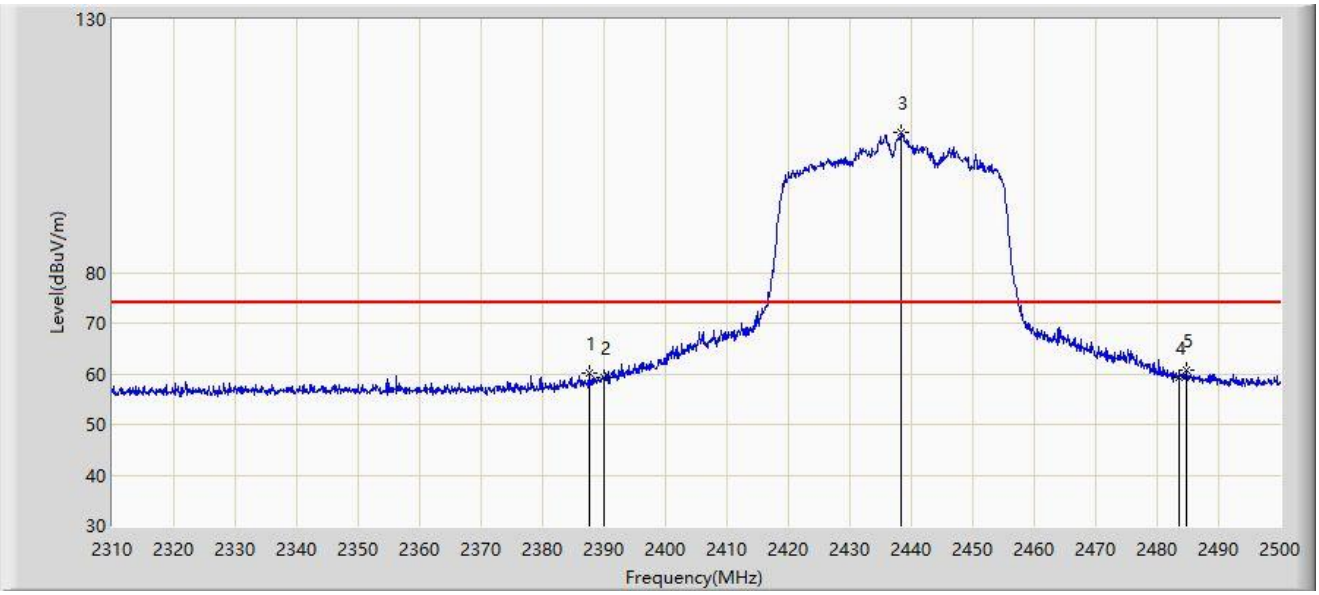

No	Mark	Frequency (MHz)	Measure Level (dBµV/m)	Reading Level (dBµV)	Margin (dB)	Limit (dBµV/m)	Factor (dB/m)	Type
1		2387.520	60.127	28.667	-13.873	74.000	31.461	PK
2		2390.000	59.178	27.666	-14.822	74.000	31.512	PK
3		2438.250	107.544	75.810	N/A	N/A	31.734	PK
4		2483.500	59.151	27.199	-14.849	74.000	31.952	PK
5	*	2484.800	60.732	28.778	-13.268	74.000	31.954	PK

Note 1: " * ", means this data is the worst emission level.

Note 2: Measure Level (dBµV/m) = Reading Level (dBµV) + Factor (dB/m).

Note 3: Factor (dB/m) = Cable Loss (dB) + Antenna Factor (dB/m).

Site: SIP-AC1	Test Date: 2023-01-03
Limit: FCC_2.4G_RE(3m)	Engineer: Yien Qian
Probe: HF907_102862_1-18GHz	Polarity: Horizontal
EUT: Tri-band Wi-Fi 6E Wireless AP	Power: AC 230V/50Hz
Test Mode: Transmit by 802.11ax-HE40 at 2437MHz	

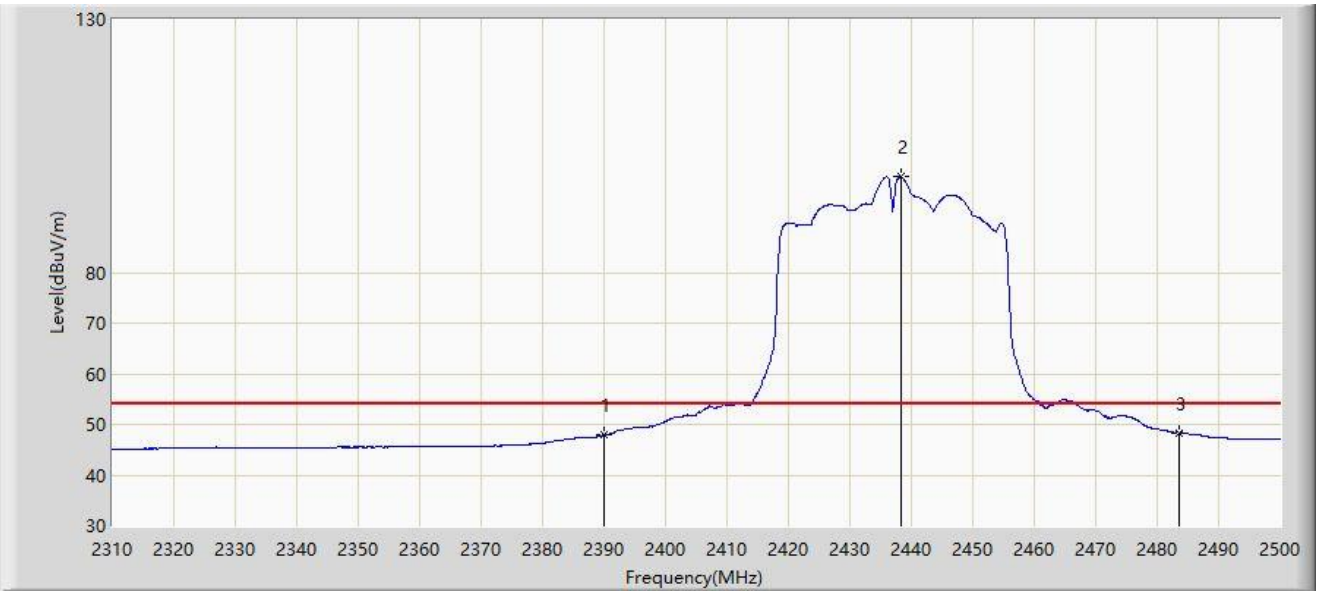

No	Mark	Frequency (MHz)	Measure Level (dBμV/m)	Reading Level (dBμV)	Margin (dB)	Limit (dBμV/m)	Factor (dB/m)	Type
1		2390.000	47.988	16.476	-6.012	54.000	31.512	AV
2		2438.440	98.853	67.118	N/A	N/A	31.735	AV
3	*	2483.500	48.354	16.402	-5.646	54.000	31.952	AV

Note 1: " * ", means this data is the worst emission level.

Note 2: Measure Level (dBμV/m) = Reading Level (dBμV) + Factor (dB/m).

Note 3: Factor (dB/m) = Cable Loss (dB) + Antenna Factor (dB/m).

Site: SIP-AC1	Test Date: 2023-01-03
Limit: FCC_2.4G_RE(3m)	Engineer: Yien Qian
Probe: HF907_102862_1-18GHz	Polarity: Vertical
EUT: Tri-band Wi-Fi 6E Wireless AP	Power: AC 230V/50Hz
Test Mode: Transmit by 802.11ax-HE40 at 2437MHz	

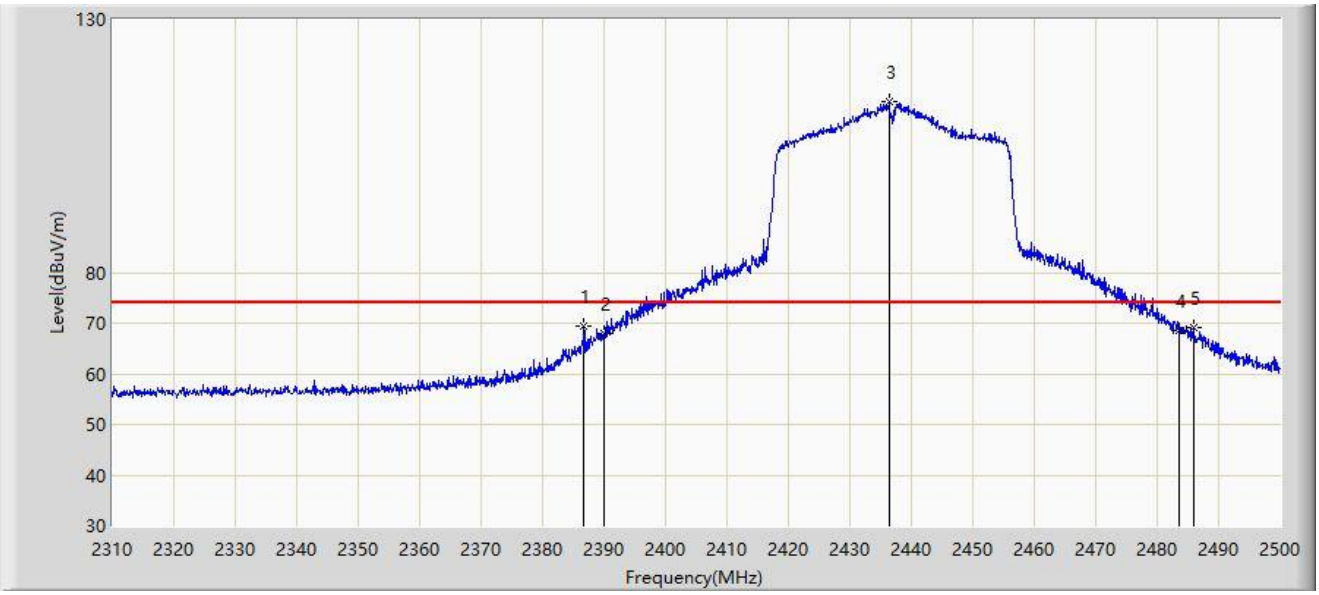

No	Mark	Frequency (MHz)	Measure Level (dBµV/m)	Reading Level (dBµV)	Margin (dB)	Limit (dBµV/m)	Factor (dB/m)	Type
1	*	2386.760	69.470	38.026	-4.530	74.000	31.444	PK
2		2390.000	67.889	36.377	-6.111	74.000	31.512	PK
3		2436.350	113.912	82.187	N/A	N/A	31.725	PK
4		2483.500	68.632	36.680	-5.368	74.000	31.952	PK
5		2485.940	69.123	37.167	-4.877	74.000	31.957	PK

Note 1: " * ", means this data is the worst emission level.

Note 2: Measure Level (dBµV/m) = Reading Level (dBµV) + Factor (dB/m).

Note 3: Factor (dB/m) = Cable Loss (dB) + Antenna Factor (dB/m).

Site: SIP-AC1	Test Date: 2023-01-03
Limit: FCC_2.4G_RE(3m)	Engineer: Yien Qian
Probe: HF907_102862_1-18GHz	Polarity: Vertical
EUT: Tri-band Wi-Fi 6E Wireless AP	Power: AC 230V/50Hz
Test Mode: Transmit by 802.11ax-HE40 at 2437MHz	

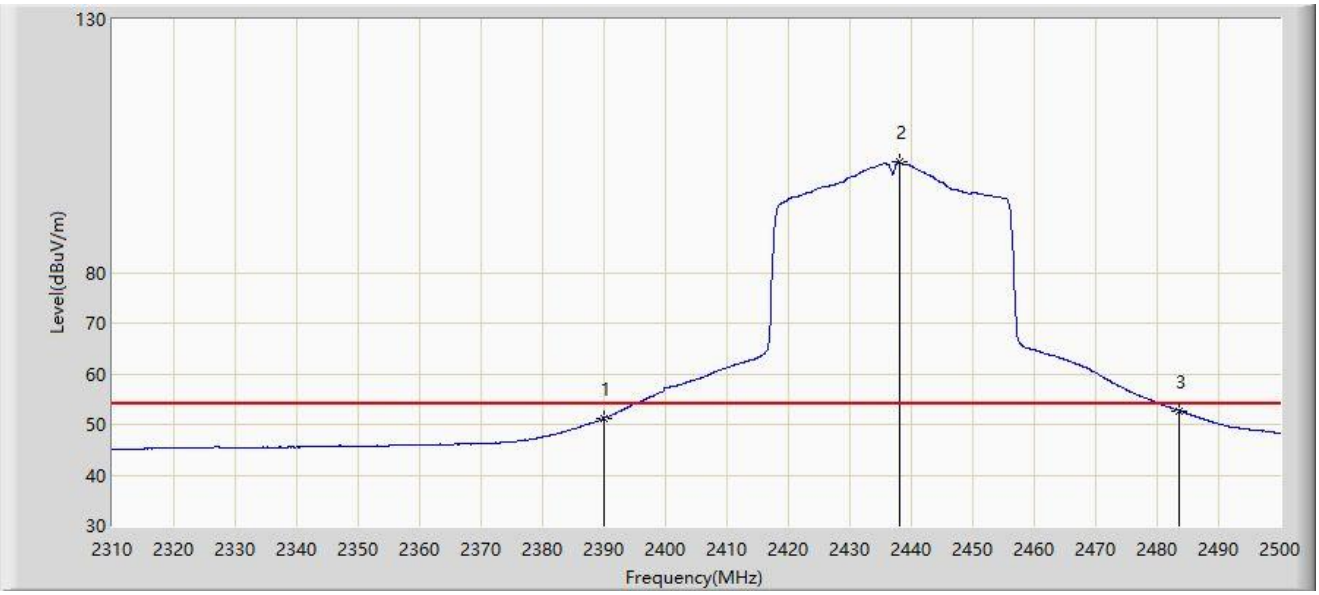

No	Mark	Frequency (MHz)	Measure Level (dBμV/m)	Reading Level (dBμV)	Margin (dB)	Limit (dBμV/m)	Factor (dB/m)	Type
1		2390.000	51.219	19.707	-2.781	54.000	31.512	AV
2		2438.155	101.759	70.025	N/A	N/A	31.734	AV
3	*	2483.500	52.752	20.800	-1.248	54.000	31.952	AV

Note 1: " * ", means this data is the worst emission level.

Note 2: Measure Level (dBμV/m) = Reading Level (dBμV) + Factor (dB/m).

Note 3: Factor (dB/m) = Cable Loss (dB) + Antenna Factor (dB/m).

Site: SIP-AC3	Test Date: 2022-12-17
Limit: FCC_2.4G_RE(3m)	Engineer: Wayne Wang
Probe: HF907_102861_1-18GHz	Polarity: Horizontal
EUT: Tri-band Wi-Fi 6E Wireless AP	Power: AC 120V/60Hz
Test Mode: Transmit by 802.11ax-HE40 at 2452MHz	

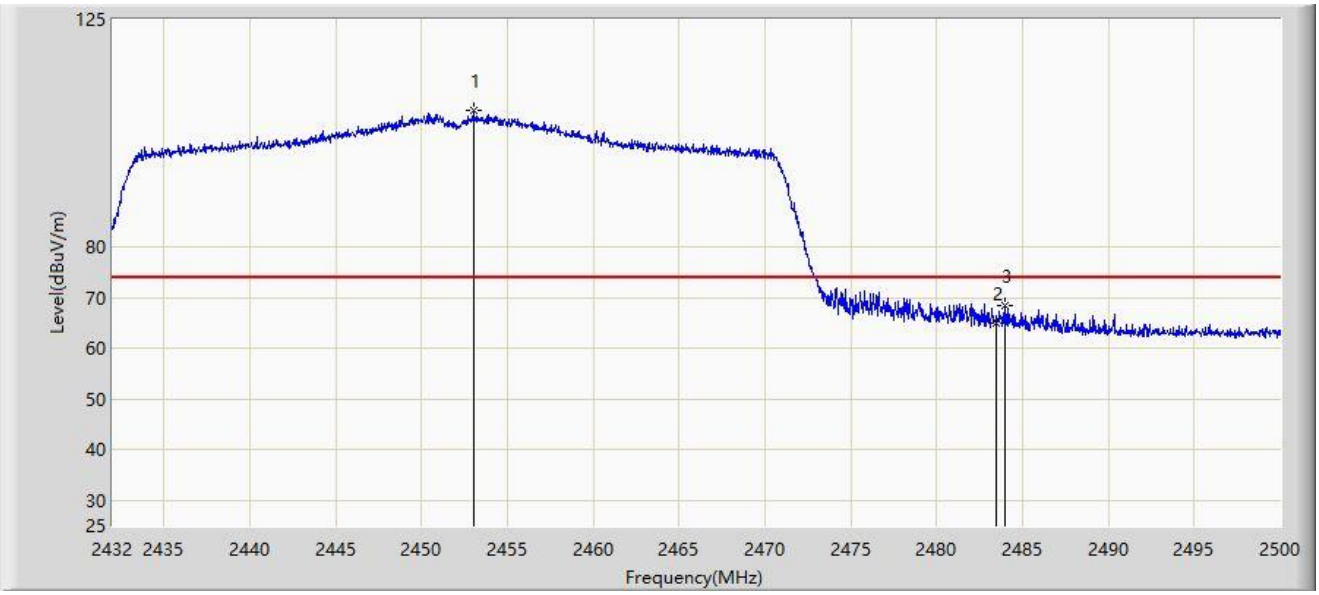

No	Mark	Frequency (MHz)	Measure Level (dBμV/m)	Reading Level (dBμV)	Margin (dB)	Limit (dBμV/m)	Factor (dB/m)	Type
1		2453.012	106.983	74.824	N/A	N/A	32.159	PK
2		2483.500	64.994	32.689	-9.006	74.000	32.305	PK
3	*	2484.020	68.350	36.042	-5.650	74.000	32.308	PK

Note 1: " * ", means this data is the worst emission level.

Note 2: Measure Level (dBμV/m) = Reading Level (dBμV) + Factor (dB/m).

Note 3: Factor (dB/m) = Cable Loss (dB) + Antenna Factor (dB/m).

Site: SIP-AC3	Test Date: 2022-12-17
Limit: FCC_2.4G_RE(3m)	Engineer: Wayne Wang
Probe: HF907_102861_1-18GHz	Polarity: Horizontal
EUT: Tri-band Wi-Fi 6E Wireless AP	Power: AC 120V/60Hz
Test Mode: Transmit by 802.11ax-HE40 at 2452MHz	

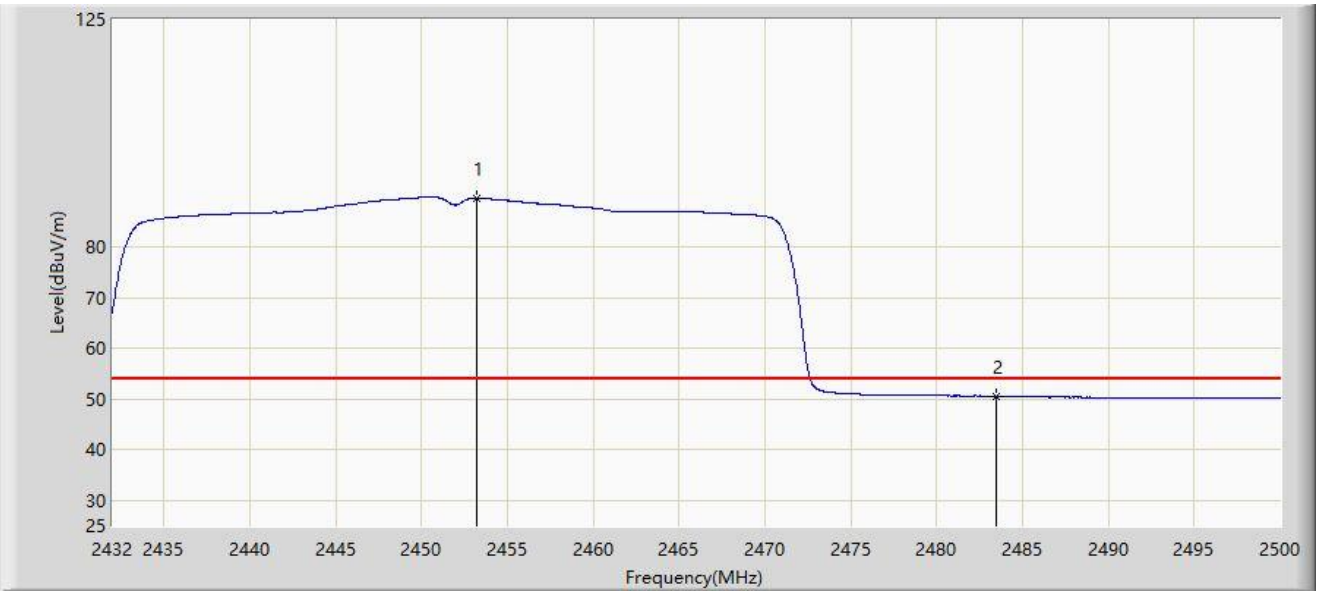

No	Mark	Frequency (MHz)	Measure Level (dBμV/m)	Reading Level (dBμV)	Margin (dB)	Limit (dBμV/m)	Factor (dB/m)	Type
1		2453.216	89.765	57.605	N/A	N/A	32.160	AV
2	*	2483.500	50.521	18.216	-3.479	54.000	32.305	AV

Note 1: " * ", means this data is the worst emission level.

Note 2: Measure Level (dBμV/m) = Reading Level (dBμV) + Factor (dB/m).

Note 3: Factor (dB/m) = Cable Loss (dB) + Antenna Factor (dB/m).

Site: SIP-AC3	Test Date: 2022-12-17
Limit: FCC_2.4G_RE(3m)	Engineer: Wayne Wang
Probe: HF907_102861_1-18GHz	Polarity: Vertical
EUT: Tri-band Wi-Fi 6E Wireless AP	Power: AC 120V/60Hz
Test Mode: Transmit by 802.11ax-HE40 at 2452MHz	

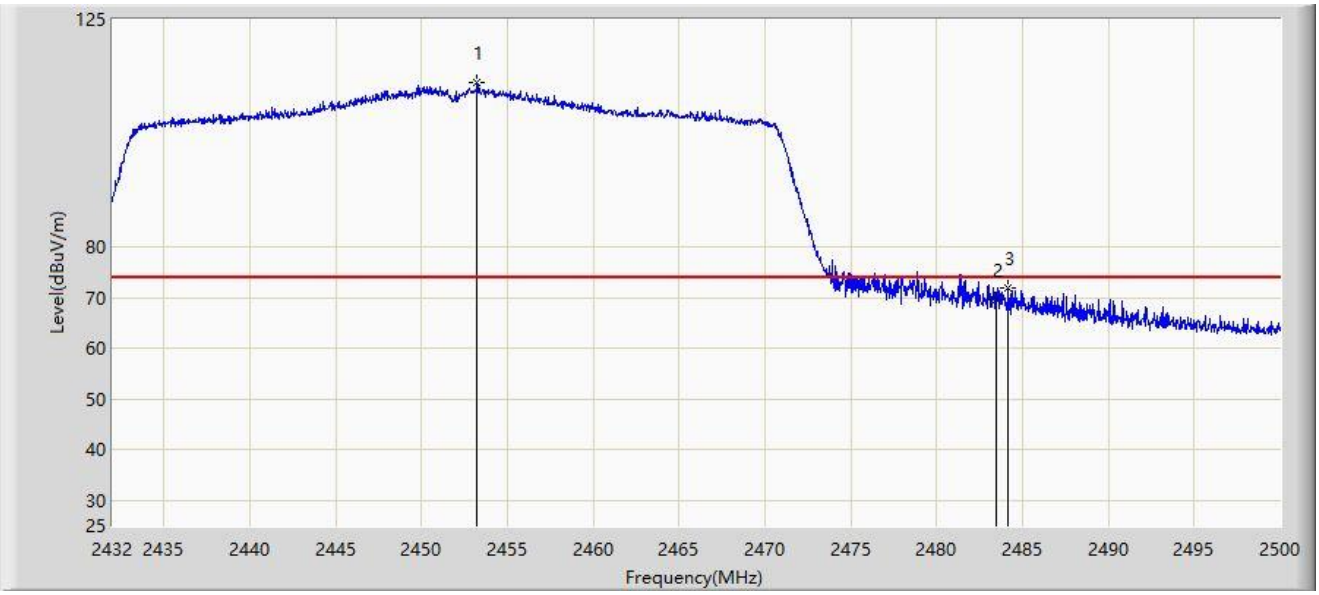

No	Mark	Frequency (MHz)	Measure Level (dBμV/m)	Reading Level (dBμV)	Margin (dB)	Limit (dBμV/m)	Factor (dB/m)	Type
1		2453.216	112.519	80.359	N/A	N/A	32.160	PK
2		2483.500	69.567	37.262	-4.433	74.000	32.305	PK
3	*	2484.190	71.902	39.593	-2.098	74.000	32.308	PK

Note 1: " * ", means this data is the worst emission level.

Note 2: Measure Level (dBμV/m) = Reading Level (dBμV) + Factor (dB/m).

Note 3: Factor (dB/m) = Cable Loss (dB) + Antenna Factor (dB/m).

Site: SIP-AC3	Test Date: 2022-12-17
Limit: FCC_2.4G_RE(3m)	Engineer: Wayne Wang
Probe: HF907_102861_1-18GHz	Polarity: Vertical
EUT: Tri-band Wi-Fi 6E Wireless AP	Power: AC 120V/60Hz
Test Mode: Transmit by 802.11ax-HE40 at 2452MHz	

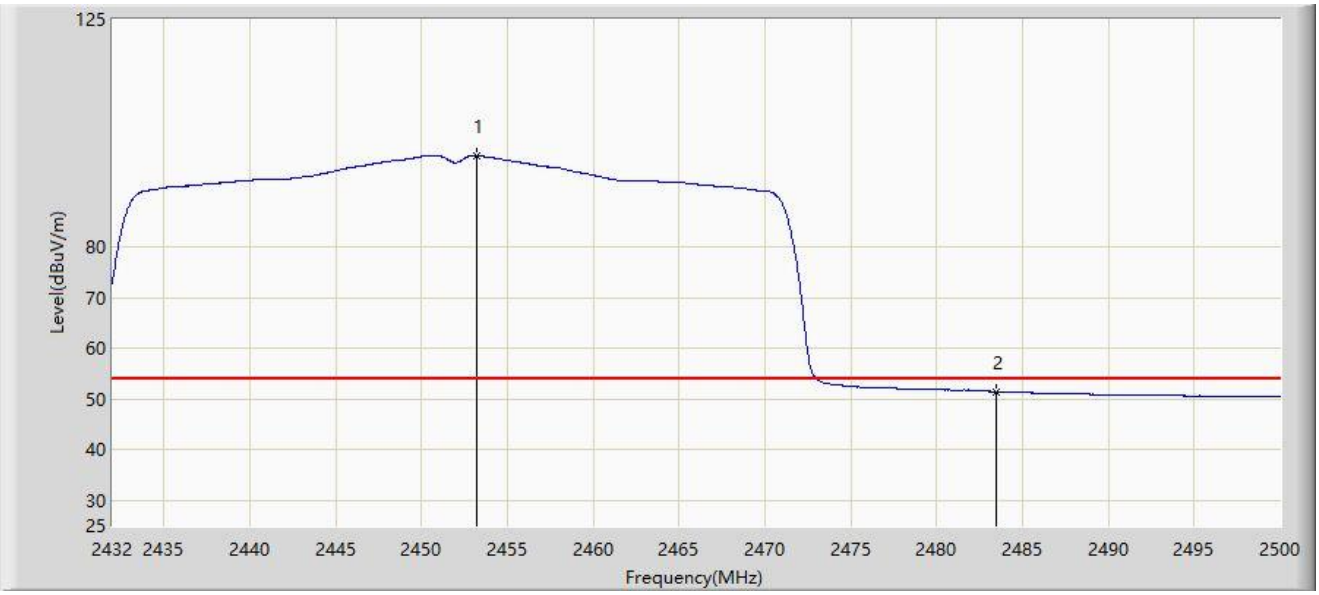

No	Mark	Frequency (MHz)	Measure Level (dBμV/m)	Reading Level (dBμV)	Margin (dB)	Limit (dBμV/m)	Factor (dB/m)	Type
1		2453.216	98.098	65.938	N/A	N/A	32.160	AV
2	*	2483.500	51.478	19.173	-2.522	54.000	32.305	AV

Note 1: " * ", means this data is the worst emission level.

Note 2: Measure Level (dBμV/m) = Reading Level (dBμV) + Factor (dB/m).

Note 3: Factor (dB/m) = Cable Loss (dB) + Antenna Factor (dB/m).

A.8 AC Conducted Emissions Test Result

Site: SIP-SR2	Time: 2023/03/23 - 18:37
Temperature: 19.8°C	Humidity: 63.1%
Limit: FCC_Part15.207_CE_AC Power	Engineer: Barry Wu
Probe: SIP-SR2-ENV216_101684_E	Polarity: Line
EUT: Tri-band Wi-Fi 6E Wireless AP	Power: AC 120V/60Hz
Test Mode: Transmit by 802.11b at 2437MHz	

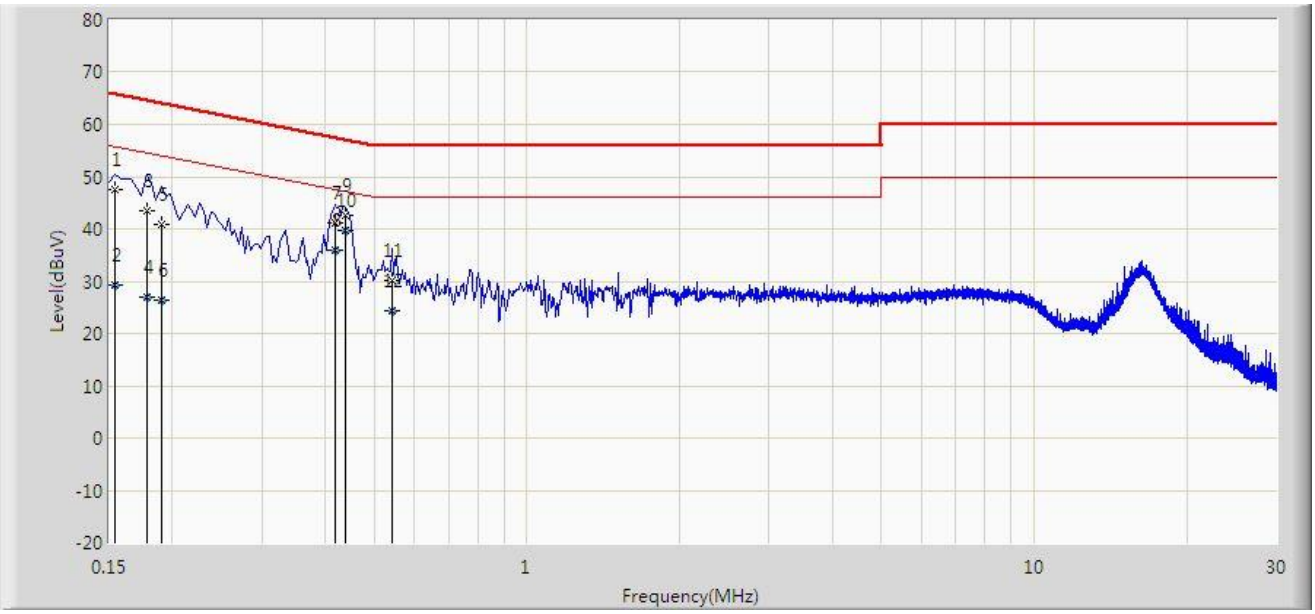

No	Mark	Frequency (MHz)	Measure Level (dBμV)	Reading Level (dBμV)	Margin (dB)	Limit (dBμV)	Factor (dB)	Type
1		0.154	47.594	37.814	-18.187	65.781	9.781	QP
2		0.154	29.355	19.575	-26.426	55.781	9.781	AV
3		0.178	43.363	33.583	-21.216	64.578	9.780	QP
4		0.178	26.913	17.133	-27.666	54.578	9.780	AV
5		0.190	40.772	30.978	-23.265	64.037	9.794	QP
6		0.190	26.506	16.712	-27.531	54.037	9.794	AV
7		0.418	41.224	31.364	-16.264	57.488	9.860	QP
8		0.418	35.885	26.025	-11.603	47.488	9.860	AV
9		0.438	42.715	32.855	-14.385	57.100	9.860	QP
10	*	0.438	39.756	29.896	-7.343	47.100	9.860	AV
11		0.542	30.023	20.162	-25.977	56.000	9.862	QP
12		0.542	24.436	14.574	-21.564	46.000	9.862	AV

Note 1: " * ", means this data is the worst emission level.

Note 2: Measure Level (dBμV) = Reading Level (dBμV) + Factor (dB).

Note 3: Factor (dB) = Cable Loss (dB) + LISN Factor (dB).

Site: SIP-SR2	Time: 2023/03/23 - 18:42
Temperature: 19.8°C	Humidity: 63.1%
Limit: FCC_Part15.207_CE_AC Power	Engineer: Barry Wu
Probe: SIP-SR2-ENV216_101684_E	Polarity: Neutral
EUT: Tri-band Wi-Fi 6E Wireless AP	Power: AC 120V/60Hz
Test Mode: Transmit by 802.11b at 2437MHz	

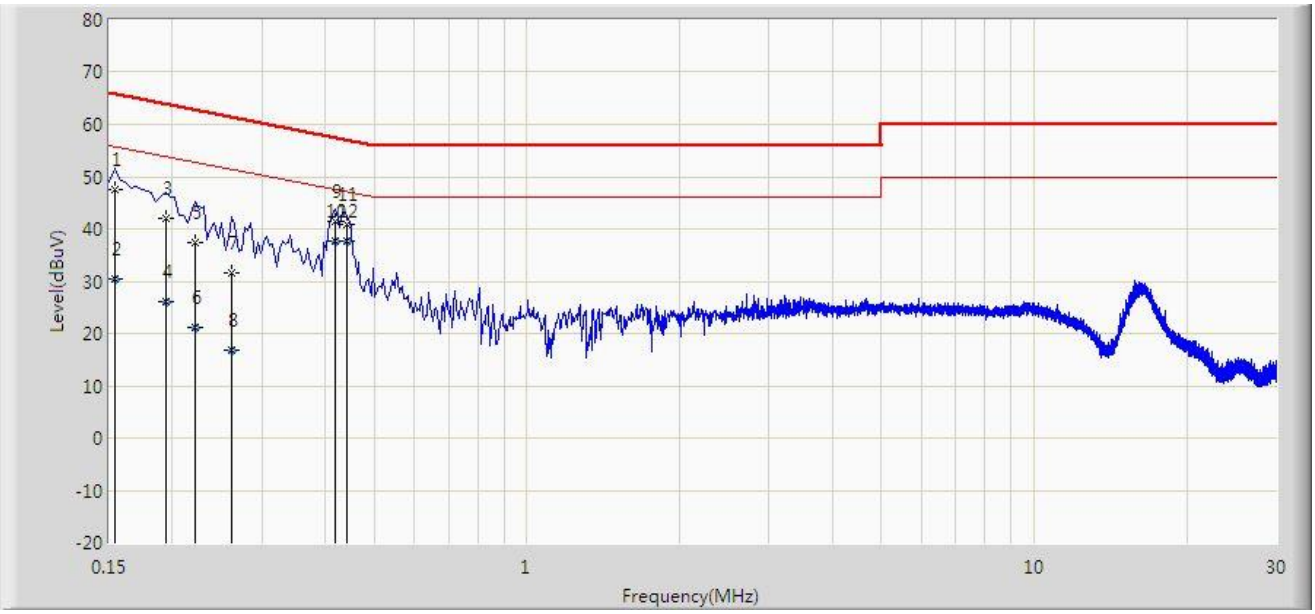

No	Mark	Frequency (MHz)	Measure Level (dBμV)	Reading Level (dBμV)	Margin (dB)	Limit (dBμV)	Factor (dB)	Type
1		0.154	47.434	37.643	-18.347	65.781	9.791	QP
2		0.154	30.341	20.550	-25.440	55.781	9.791	AV
3		0.194	42.023	32.214	-21.840	63.864	9.809	QP
4		0.194	26.214	16.405	-27.650	53.864	9.809	AV
5		0.222	37.315	27.477	-25.429	62.744	9.838	QP
6		0.222	21.282	11.443	-31.462	52.744	9.838	AV
7		0.262	31.699	21.849	-29.669	61.368	9.850	QP
8		0.262	16.681	6.831	-34.687	51.368	9.850	AV
9		0.418	41.456	31.586	-16.031	57.488	9.870	QP
10		0.418	37.793	27.923	-9.695	47.488	9.870	AV
11		0.442	40.866	30.996	-16.158	57.024	9.870	QP
12	*	0.442	37.819	27.949	-9.205	47.024	9.870	AV

Note 1: " * ", means this data is the worst emission level.

Note 2: Measure Level (dBμV) = Reading Level (dBμV) + Factor (dB).

Note 3: Factor (dB) = Cable Loss (dB) + LISN Factor (dB).

Appendix B – Test Setup Photograph

Refer to “2210RSU047-UT” file.

Appendix C – EUT Photograph

Refer to “2210RSU047-UE” file.

The End