APPENDIX A: TEST CONFIGURATIONS AND TEST DATA
A1: TEST CONFIGURATION

Bottom of EUT Position (Notebook: DELL D600)

The Bottom of the EUT to the flat phantom distance 16 mm

Bottom of EUT Position (Notebook: Compaq EVO N800C)

The Bottom of the EUT to the flat phantom distance 9 mm

Bottom of EUT Position (Notebook: Dell C600)

The tip of the EUT to the flat phantom distance 12 mm

EUT Photo

Liquid Level Photo

MSL 2450MHz D=150mm



Date/Time: 2005/5/19 09:44:41

Test Laboratory: Advance Data Technology

WCB-210A Short shell D600 Mode 1 11b

DUT: Wireless 802.11b Cardbus Card ; Type: WCB-210A ; Test Frequency: 2412 MHz

Communication System: 802.11b ; Frequency: 2412 MHz ; Duty Cycle: 1:1 ; Modulation type: CCK
Medium: MSL2450 Medium parameters used: f = 2412 MHz; σ = 1.99 mho/m; ε_r = 54.1; ρ = 1000 kg/m^3 ; Liquid level : 150mm
Phantom section: Flat Section ; Separation distance : 16 mm (The bottom side of the EUT to the Phantom)
Antenna type : Internal Antenna ; Air temp. : 22.0 degrees ; Liquid temp. : 21.0 degrees
DASY4 Configuration:
- Probe: ET3DV6 - SN1790 ; ConvF(4.35, 4.35, 4.35) ; Calibrated: 2004/12/20
- Sensor-Surface: 4mm (Mechanical Surface Detection)
- Electronics: DAE3 Sn579 ; Calibrated: 2005/3/23
- Phantom: SAM 12 ; Type: SAM V4.0 ; Serial: TP 1202
- Measurement SW: DASY4, V4.5 Build 19 ; Postprocessing SW: SEMCAD, V1.8 Build 146

Low Channel 1/Area Scan (7x11x1): Measurement grid: dx=15mm, dy=15mm
Maximum value of SAR (measured) = 0.083 mW/g

Low Channel 1/Zoom Scan (7x7x7)/Cube 0: Measurement grid: dx=5mm, dy=5mm, dz=5mm
Reference Value = 6.92 V/m
Peak SAR (extrapolated) = 0.179 W/kg

SAR(1 g) = 0.085 mW/g; SAR(10 g) = 0.042 mW/g
Maximum value of SAR (measured) = 0.094 mW/g

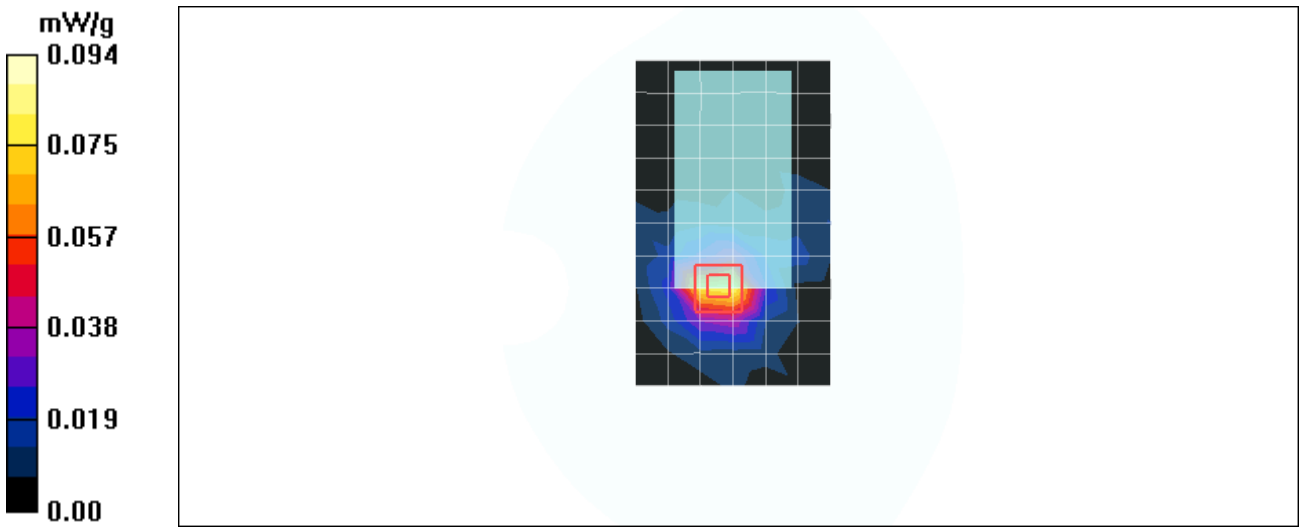

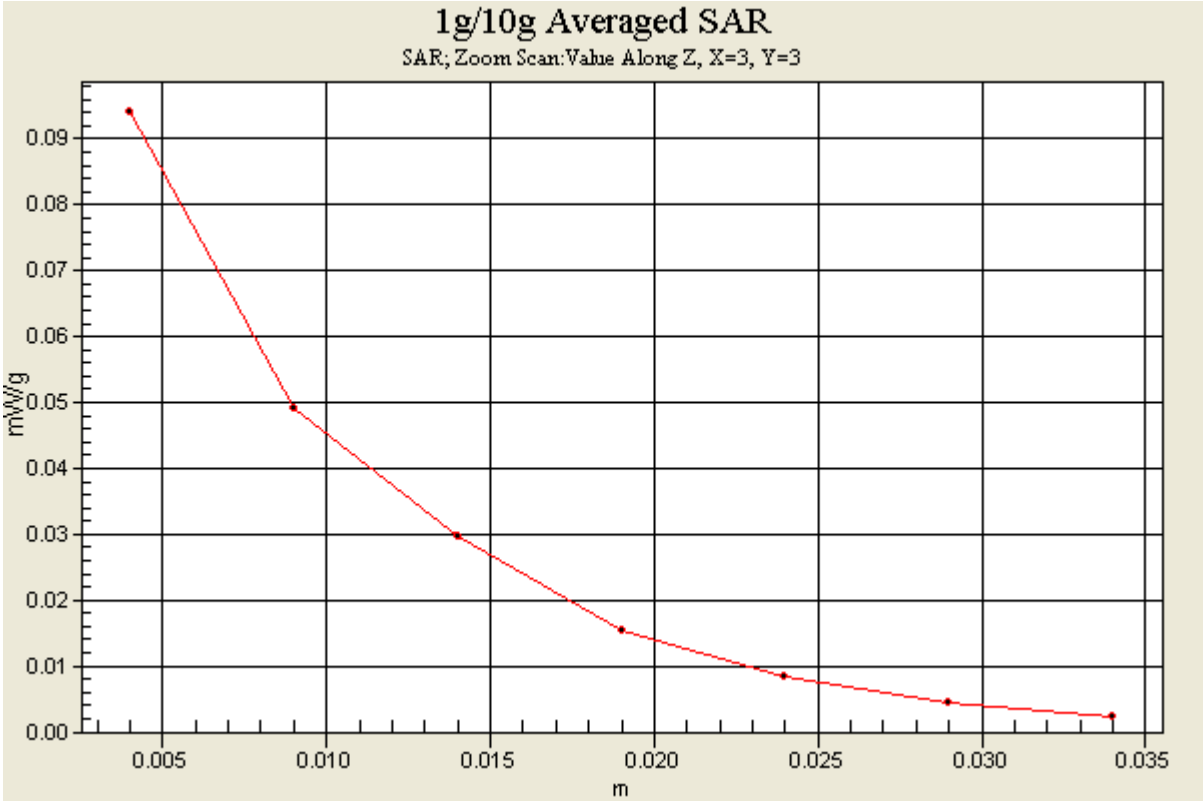
1g/10g Averaged SAR
SAR; Zoom Scan:Value Along Z, X=3, Y=3
mW/g
0.09
0.08
0.07
0.06
0.05
0.04
0.03
0.02
0.01
0.00
0.005
0.010
0.015
0.020
0.025
0.030
0.035
m

Date/Time: 2005/5/19 10:06:13

Test Laboratory: Advance Data Technology

WCB-210A Short shell Mode 1 11b

DUT: Wireless 802.11b Cardbus Card ; Type: WCB-210A ; Test Frequency: 2437 MHz

Communication System: 802.11b ; Frequency: 2437 MHz ; Duty Cycle: 1:1 ; Modulation type: CCK
Medium: MSL2450 Medium parameters used: f = 2437 MHz; σ = 2.02 mho/m; ε_r = 54; ρ = 1000 kg/m^3 ; Liquid level : 150mm
Phantom section: Flat Section ; Separation distance : 16 mm (The bottom side of the EUT to the Phantom)
Antenna type : Internal Antenna ; Air temp. : 22.0 degrees ; Liquid temp. : 21.0 degrees
DASY4 Configuration:
- Probe: ET3DV6 - SN1790 ; ConvF(4.35, 4.35, 4.35) ; Calibrated: 2004/12/20
- Sensor-Surface: 4mm (Mechanical Surface Detection)
- Electronics: DAE3 Sn579 ; Calibrated: 2005/3/23
- Phantom: SAM 12 ; Type: SAM V4.0 ; Serial: TP 1202
- Measurement SW: DASY4, V4.5 Build 19 ; Postprocessing SW: SEMCAD, V1.8 Build 146

Middle Channel 6/Area Scan (7x11x1): Measurement grid: dx=15mm, dy=15mm
Maximum value of SAR (measured) = 0.075 mW/g

Middle Channel 6/Zoom Scan (7x7x7)/Cube 0: Measurement grid: dx=5mm, dy=5mm, dz=5mm
Reference Value = 6.47 V/m
Peak SAR (extrapolated) = 0.161 W/kg

SAR(1 g) = 0.077 mW/g; SAR(10 g) = 0.038 mW/g
Maximum value of SAR (measured) = 0.084 mW/g

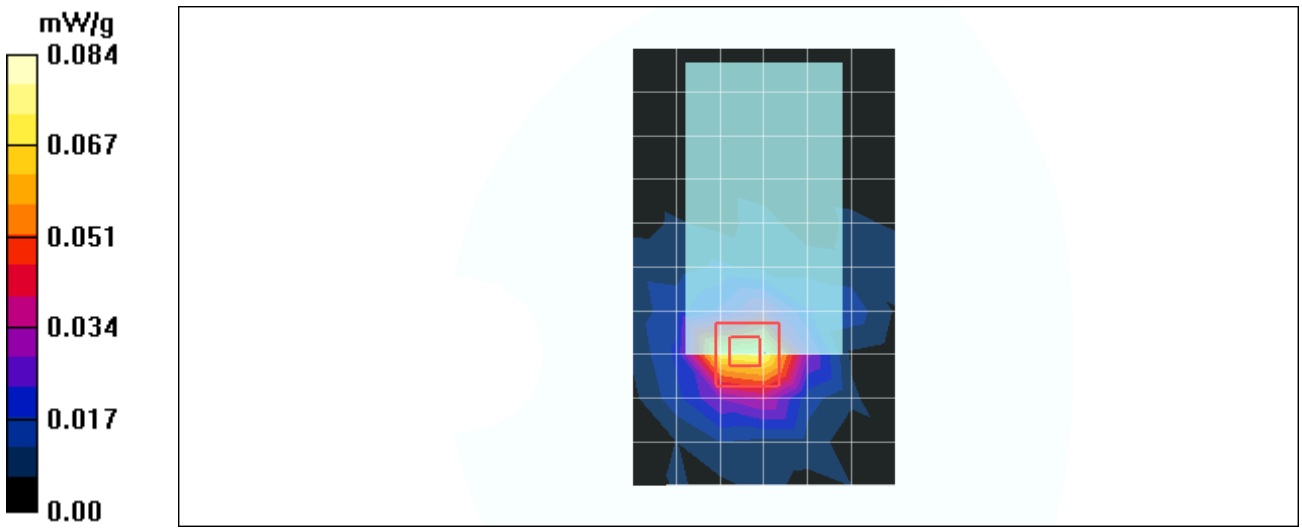

Date/Time: 2005/5/19 10:28:44

Test Laboratory: Advance Data Technology

WCB-210A Short shell Mode 1 11b

DUT: Wireless 802.11b Cardbus Card ; Type: WCB-210A ; Test Frequency: 2462 MHz

Communication System: 802.11b ; Frequency: 2462 MHz ; Duty Cycle: 1:1 ; Modulation type: CCK
Medium: MSL2450 Medium parameters used: f = 2462 MHz; σ = 2.05 mho/m; ε_r = 53.9; ρ = 1000 kg/m^3 ; Liquid level : 150mm
Phantom section: Flat Section ; Separation distance : 16 mm (The bottom side of the EUT to the Phantom)
Antenna type : Internal Antenna ; Air temp. : 22.0 degrees ; Liquid temp. : 21.0 degrees
DASY4 Configuration:
- Probe: ET3DV6 - SN1790 ; ConvF(4.35, 4.35, 4.35) ; Calibrated: 2004/12/20
- Sensor-Surface: 4mm (Mechanical Surface Detection)
- Electronics: DAE3 Sn579 ; Calibrated: 2005/3/23
- Phantom: SAM 12 ; Type: SAM V4.0 ; Serial: TP 1202
- Measurement SW: DASY4, V4.5 Build 19 ; Postprocessing SW: SEMCAD, V1.8 Build 146

High Channel 11/Area Scan (7x11x1): Measurement grid: dx=15mm, dy=15mm
Maximum value of SAR (measured) = 0.065 mW/g

High Channel 11/Zoom Scan (7x7x7)/Cube 0: Measurement grid: dx=5mm, dy=5mm, dz=5mm
Reference Value = 5.97 V/m
Peak SAR (extrapolated) = 0.137 W/kg

SAR(1 g) = 0.065 mW/g; SAR(10 g) = 0.032 mW/g
Maximum value of SAR (measured) = 0.071 mW/g

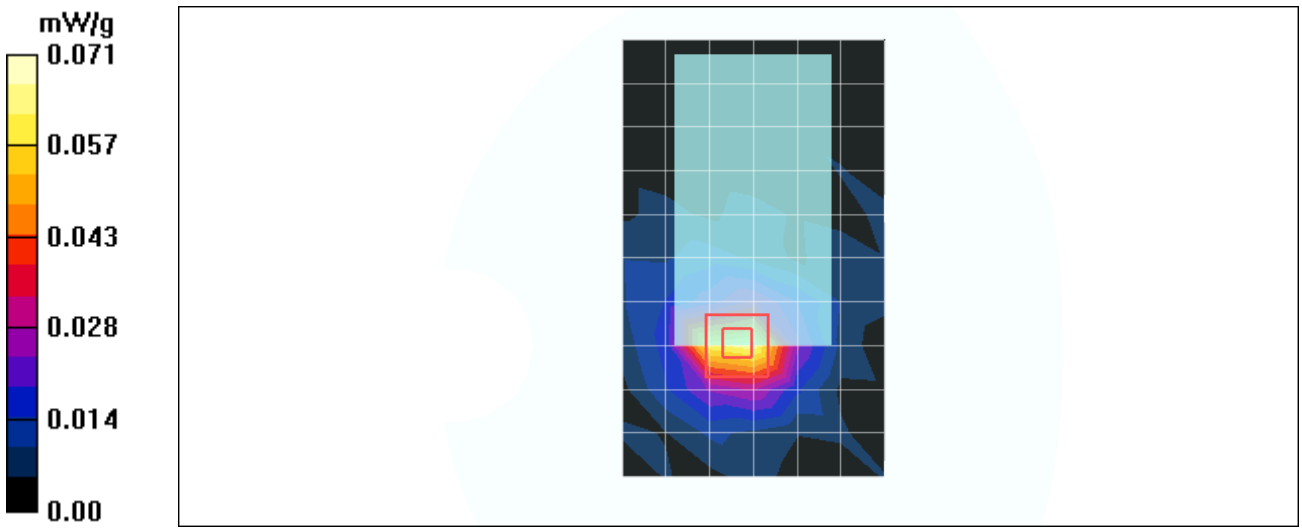

Date/Time: 2005/5/19 10:56:19

Test Laboratory: Advance Data Technology

WCB-210A Short shell D600 Mode 2 11g

DUT: Wireless 802.11b Cardbus Card ; Type: WCB-210A ; Test Frequency: 2412 MHz

Communication System: 802.11g ; Frequency: 2412 MHz ; Duty Cycle: 1:1 ; Modulation type: OFDM
Medium: MSL2450 Medium parameters used: f = 2412 MHz; σ = 1.99 mho/m; ε_r = 54.1; ρ = 1000 kg/m^3 ; Liquid level : 150mm
Phantom section: Flat Section ; Separation distance : 16 mm (The bottom side of the EUT to the Phantom)
Antenna type : Internal Antenna ; Air temp. : 22.0 degrees ; Liquid temp. : 21.0 degrees
DASY4 Configuration:
- Probe: ET3DV6 - SN1790 ; ConvF(4.35, 4.35, 4.35) ; Calibrated: 2004/12/20
- Sensor-Surface: 4mm (Mechanical Surface Detection)
- Electronics: DAE3 Sn579 ; Calibrated: 2005/3/23
- Phantom: SAM 12 ; Type: SAM V4.0 ; Serial: TP 1202
- Measurement SW: DASY4, V4.5 Build 19 ; Postprocessing SW: SEMCAD, V1.8 Build 146

Low Channel 1/Area Scan (7x12x1): Measurement grid: dx=15mm, dy=15mm
Maximum value of SAR (measured) = 0.046 mW/g

Low Channel 1/Zoom Scan (7x7x7)/Cube 0: Measurement grid: dx=5mm, dy=5mm, dz=5mm
Reference Value = 5.01 V/m
Peak SAR (extrapolated) = 0.100 W/kg

SAR(1 g) = 0.047 mW/g; SAR(10 g) = 0.023 mW/g
Maximum value of SAR (measured) = 0.051 mW/g

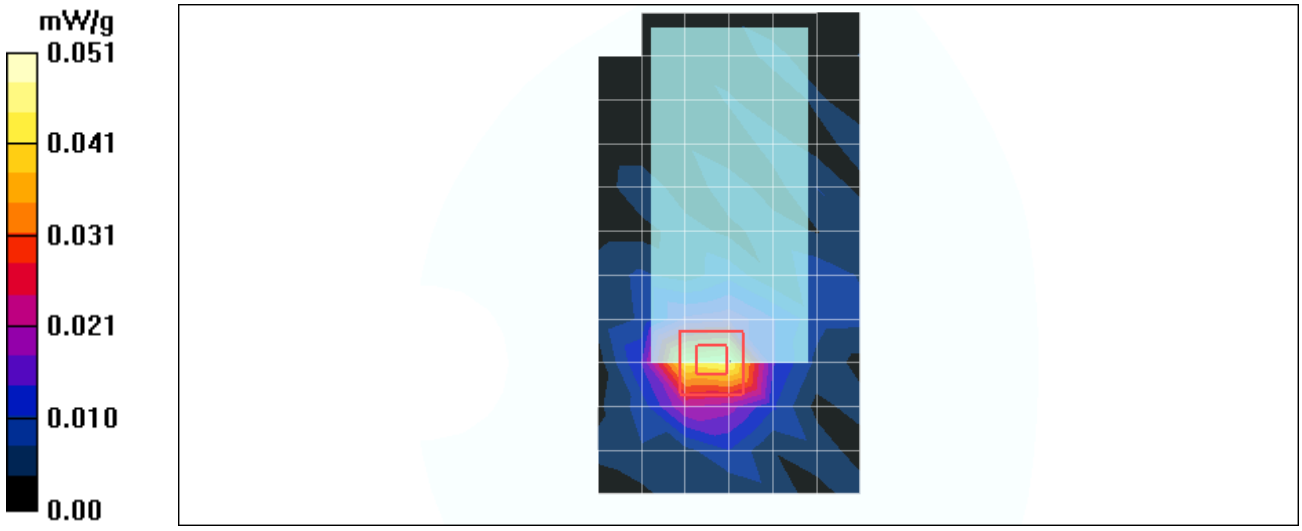

Date/Time: 2005/5/19 11:31:03

Test Laboratory: Advance Data Technology

WCB-210A Short shell D600 Mode 2 11g

DUT: Wireless 802.11b Cardbus Card ; Type: WCB-210A ; Test Frequency: 2437 MHz

Communication System: 802.11g ; Frequency: 2437 MHz ; Duty Cycle: 1:1 ; Modulation type: OFDM
Medium: MSL2450 Medium parameters used: f = 2437 MHz; σ = 2.02 mho/m; ε_r = 54; ρ = 1000 kg/m^3 ; Liquid level : 150mm
Phantom section: Flat Section ; Separation distance : 16 mm (The bottom side of the EUT to the Phantom)
Antenna type : Internal Antenna ; Air temp. : 22.0 degrees ; Liquid temp. : 21.0 degrees
DASY4 Configuration:
- Probe: ET3DV6 - SN1790 ; ConvF(4.35, 4.35, 4.35) ; Calibrated: 2004/12/20
- Sensor-Surface: 4mm (Mechanical Surface Detection)
- Electronics: DAE3 Sn579 ; Calibrated: 2005/3/23
- Phantom: SAM 12 ; Type: SAM V4.0 ; Serial: TP 1202
- Measurement SW: DASY4, V4.5 Build 19 ; Postprocessing SW: SEMCAD, V1.8 Build 146

Middle Channel 6/Area Scan (7x12x1): Measurement grid: dx=15mm, dy=15mm
Maximum value of SAR (measured) = 0.040 mW/g

Middle Channel 6/Zoom Scan (7x7x7)/Cube 0: Measurement grid: dx=5mm, dy=5mm, dz=5mm
Reference Value = 4.46 V/m

Peak SAR (extrapolated) = 0.080 W/kg
SAR(1 g) = 0.037 mW/g; SAR(10 g) = 0.018 mW/g

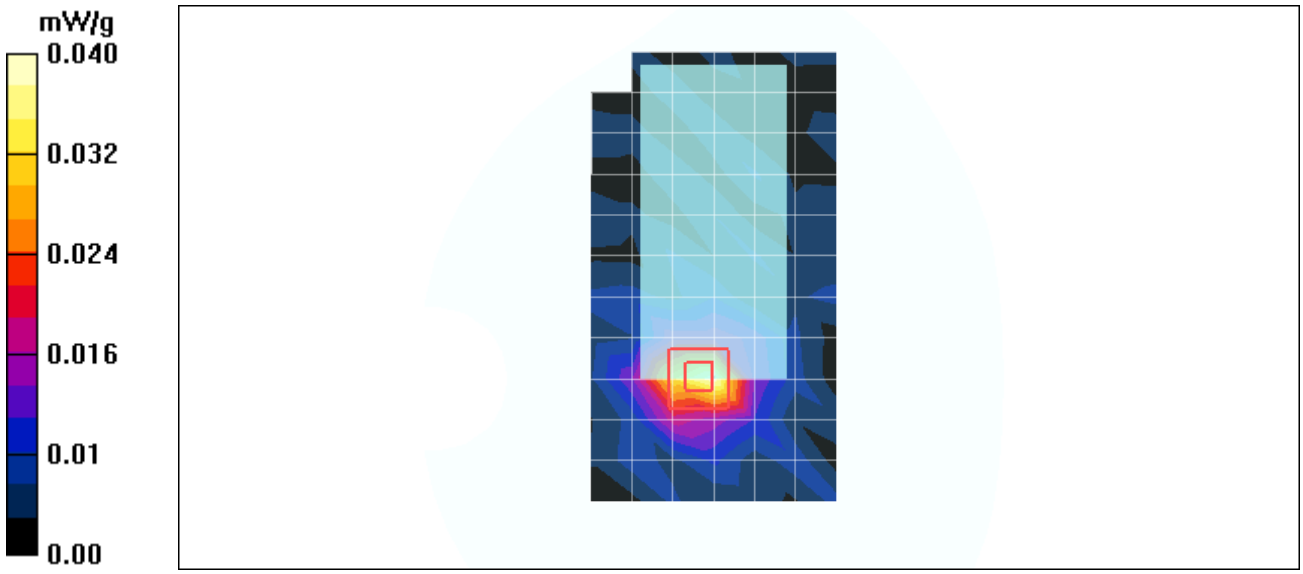

Date/Time: 2005/5/19 11:53:24

Test Laboratory: Advance Data Technology

WCB-210A Short shell Mode 2 11g

DUT: Wireless 802.11b Cardbus Card ; Type: WCB-210A ; Test Frequency: 2462 MHz

Communication System: 802.11g ; Frequency: 2462 MHz ; Duty Cycle: 1:1 ; Modulation type: OFDM
Medium: MSL2450 Medium parameters used: f = 2462 MHz; σ = 2.05 mho/m; ε_r = 53.9; ρ = 1000 kg/m^3 ; Liquid level : 150mm
Phantom section: Flat Section ; Separation distance : 16 mm (The bottom side of the EUT to the Phantom)
Antenna type : Internal Antenna ; Air temp. : 22.0 degrees ; Liquid temp. : 21.0 degrees
DASY4 Configuration:
- Probe: ET3DV6 - SN1790 ; ConvF(4.35, 4.35, 4.35) ; Calibrated: 2004/12/20
- Sensor-Surface: 4mm (Mechanical Surface Detection)
- Electronics: DAE3 Sn579 ; Calibrated: 2005/3/23
- Phantom: SAM 12 ; Type: SAM V4.0 ; Serial: TP 1202
- Measurement SW: DASY4, V4.5 Build 19 ; Postprocessing SW: SEMCAD, V1.8 Build 146

High Channel 11/Area Scan (7x12x1): Measurement grid: dx=15mm, dy=15mm
Maximum value of SAR (measured) = 0.036 mW/g

High Channel 11/Zoom Scan (7x7x7)/Cube 0: Measurement grid: dx=5mm, dy=5mm, dz=5mm
Reference Value = 4.27 V/m
Peak SAR (extrapolated) = 0.072 W/kg

SAR(1 g) = 0.034 mW/g; SAR(10 g) = 0.017 mW/g
Maximum value of SAR (measured) = 0.037 mW/g

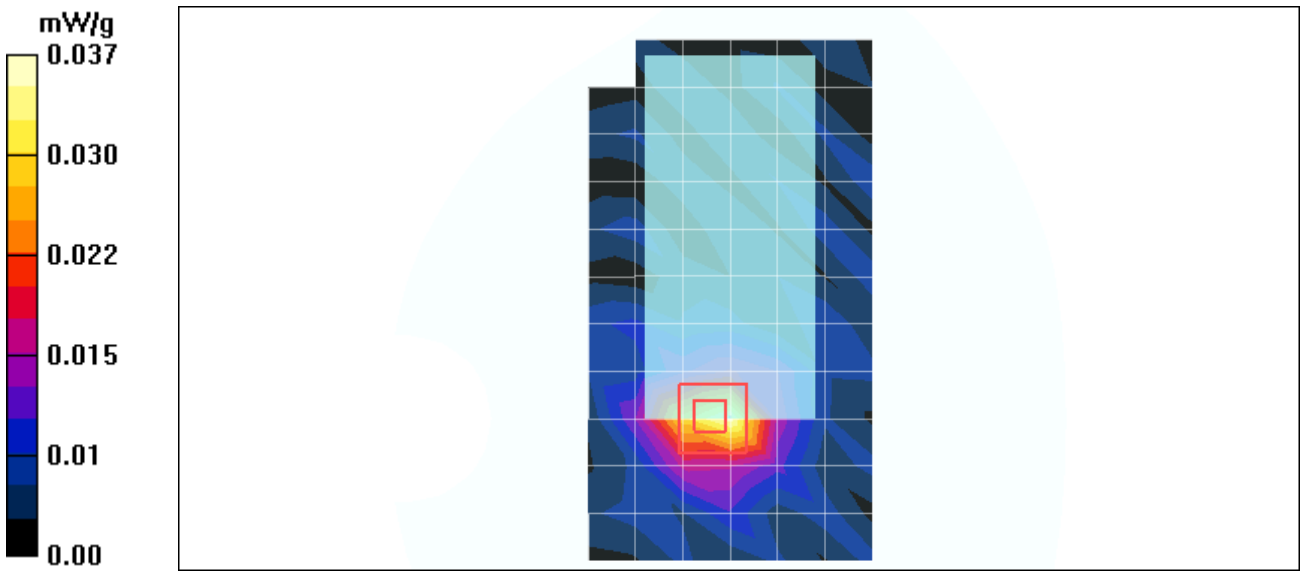

Date/Time: 2005/5/19 12:42:23

Test Laboratory: Advance Data Technology

WCB-210A Long shell D600 Mode 3 11b

DUT: Wireless 802.11b Cardbus Card ; Type: WCB-210A ; Test Frequency: 2412 MHz

Communication System: 802.11b ; Frequency: 2412 MHz ; Duty Cycle: 1:1 ; Modulation type: CCK
Medium: MSL2450 Medium parameters used: f = 2412 MHz; σ = 1.99 mho/m; ε_r = 54.1; ρ = 1000 kg/m^3 ; Liquid level : 150mm
Phantom section: Flat Section ; Separation distance : 16 mm (The bottom side of the EUT to the Phantom)
Antenna type : Internal Antenna ; Air temp. : 22.0 degrees ; Liquid temp. : 21.0 degrees
DASY4 Configuration:
- Probe: ET3DV6 - SN1790 ; ConvF(4.35, 4.35, 4.35) ; Calibrated: 2004/12/20
- Sensor-Surface: 4mm (Mechanical Surface Detection)
- Electronics: DAE3 Sn579 ; Calibrated: 2005/3/23
- Phantom: SAM 12 ; Type: SAM V4.0 ; Serial: TP 1202
- Measurement SW: DASY4, V4.5 Build 19 ; Postprocessing SW: SEMCAD, V1.8 Build 146

Low Channel 1/Area Scan (7x12x1): Measurement grid: dx=15mm, dy=15mm
Maximum value of SAR (measured) = 0.076 mW/g

Low Channel 1/Zoom Scan (7x7x7)/Cube 0: Measurement grid: dx=5mm, dy=5mm, dz=5mm
Reference Value = 3.49 V/m
Peak SAR (extrapolated) = 0.176 W/kg

SAR(1 g) = 0.085 mW/g; SAR(10 g) = 0.042 mW/g
Maximum value of SAR (measured) = 0.094 mW/g

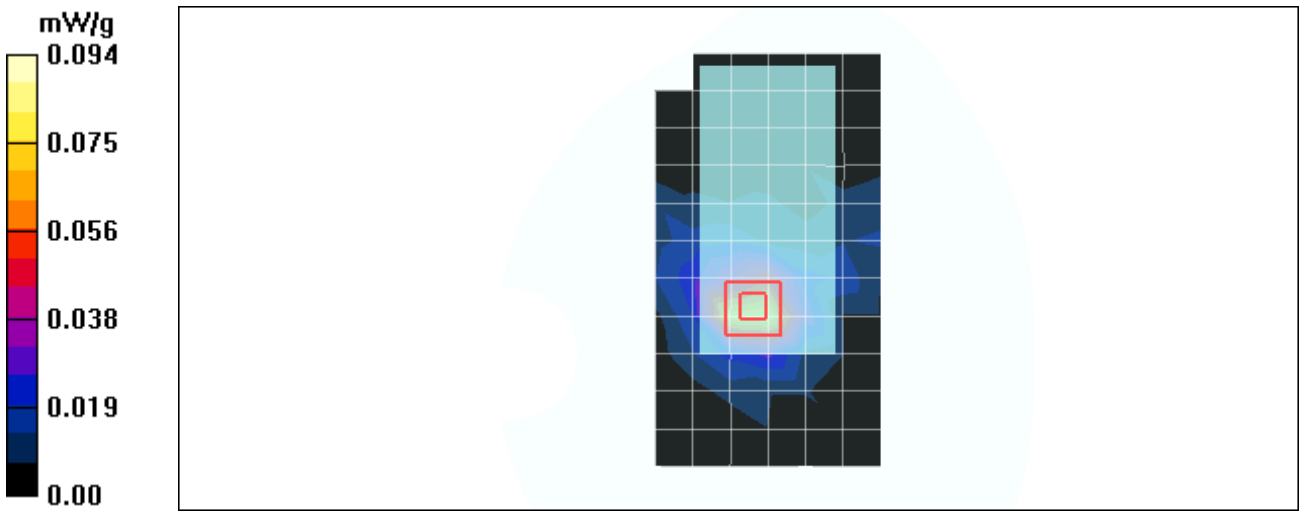

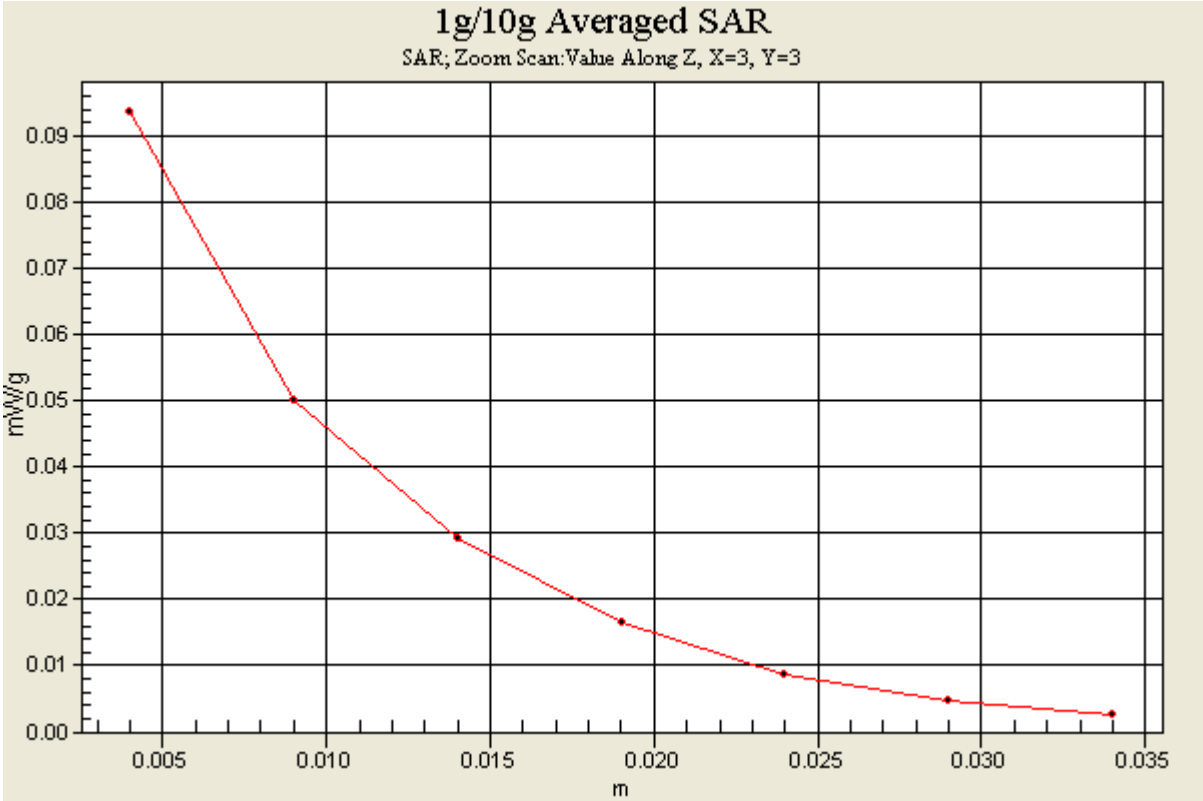
1g/10g Averaged SAR
SAR; Zoom Scan:Value Along Z, X=3, Y=3
mW/g
0.09
0.08
0.07
0.06
0.05
0.04
0.03
0.02
0.01
0.00
0.005
0.010
0.015
0.020
0.025
0.030
0.035
m

Date/Time: 2005/5/19 01:08:55

Test Laboratory: Advance Data Technology

WCB-210A Long shell D600 Mode 3 11b

DUT: Wireless 802.11b Cardbus Card ; Type: WCB-210A ; Test Frequency: 2437 MHz

Communication System: 802.11b ; Frequency: 2437 MHz ; Duty Cycle: 1:1 ; Modulation type: CCK
Medium: MSL2450 Medium parameters used: f = 2437 MHz; σ = 2.02 mho/m; ε_r = 54; ρ = 1000 kg/m^3 ; Liquid level : 150mm
Phantom section: Flat Section ; Separation distance : 16 mm (The bottom side of the EUT to the Phantom)
Antenna type : Internal Antenna ; Air temp. : 22.0 degrees ; Liquid temp. : 21.0 degrees
DASY4 Configuration:
- Probe: ET3DV6 - SN1790 ; ConvF(4.35, 4.35, 4.35) ; Calibrated: 2004/12/20
- Sensor-Surface: 4mm (Mechanical Surface Detection)
- Electronics: DAE3 Sn579 ; Calibrated: 2005/3/23
- Phantom: SAM 12 ; Type: SAM V4.0 ; Serial: TP 1202
- Measurement SW: DASY4, V4.5 Build 19 ; Postprocessing SW: SEMCAD, V1.8 Build 146

Middle Channel 6/Area Scan (7x12x1): Measurement grid: dx=15mm, dy=15mm
Maximum value of SAR (measured) = 0.065 mW/g

Middle Channel 6/Zoom Scan (7x7x7)/Cube 0: Measurement grid: dx=5mm, dy=5mm, dz=5mm
Reference Value = 3.23 V/m
Peak SAR (extrapolated) = 0.155 W/kg

SAR(1 g) = 0.072 mW/g; SAR(10 g) = 0.035 mW/g
Maximum value of SAR (measured) = 0.079 mW/g

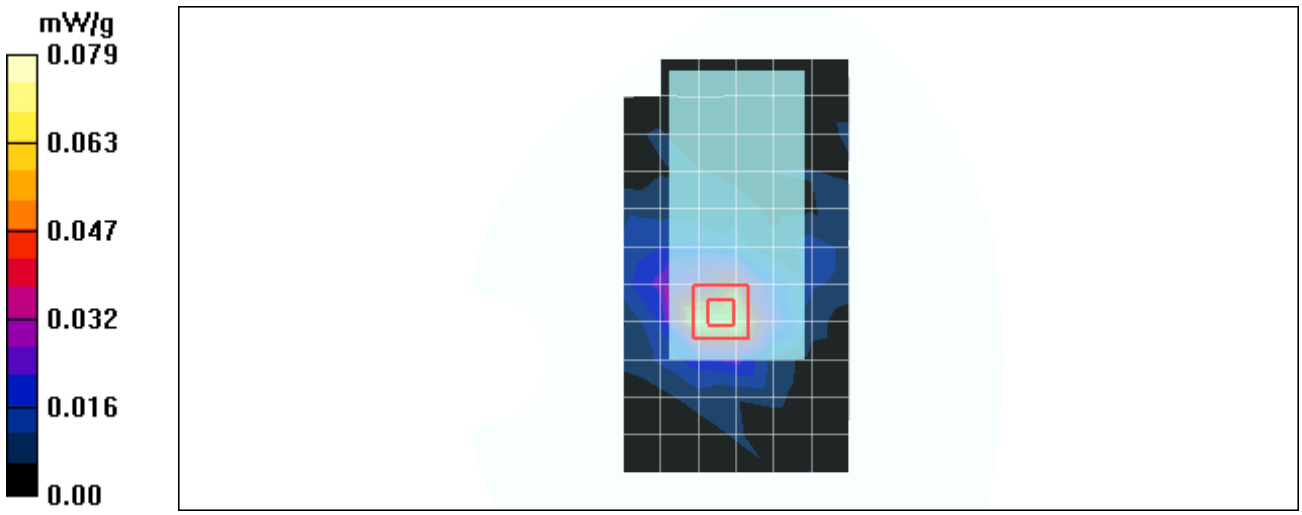

Date/Time: 2005/5/19 01:30:48

Test Laboratory: Advance Data Technology

WCB-210A Long shell D600 Mode 3 11b

DUT: Wireless 802.11b Cardbus Card ; Type: WCB-210A ; Test Frequency: 2462 MHz

Communication System: 802.11b ; Frequency: 2462 MHz ; Duty Cycle: 1:1 ; Modulation type: CCK
Medium: MSL2450 Medium parameters used: f = 2462 MHz; σ = 2.05 mho/m; ε_r = 53.9; ρ = 1000 kg/m^3 ; Liquid level : 150mm
Phantom section: Flat Section ; Separation distance : 16 mm (The bottom side of the EUT to the Phantom)
Antenna type : Internal Antenna ; Air temp. : 22.0 degrees ; Liquid temp. : 21.0 degrees
DASY4 Configuration:
- Probe: ET3DV6 - SN1790 ; ConvF(4.35, 4.35, 4.35) ; Calibrated: 2004/12/20
- Sensor-Surface: 4mm (Mechanical Surface Detection)
- Electronics: DAE3 Sn579 ; Calibrated: 2005/3/23
- Phantom: SAM 12 ; Type: SAM V4.0 ; Serial: TP 1202
- Measurement SW: DASY4, V4.5 Build 19 ; Postprocessing SW: SEMCAD, V1.8 Build 146

High Channel 11/Area Scan (7x12x1): Measurement grid: dx=15mm, dy=15mm
Maximum value of SAR (measured) = 0.059 mW/g

High Channel 11/Zoom Scan (7x7x7)/Cube 0: Measurement grid: dx=5mm, dy=5mm, dz=5mm
Reference Value = 3.12 V/m
Peak SAR (extrapolated) = 0.146 W/kg

SAR(1 g) = 0.067 mW/g; SAR(10 g) = 0.033 mW/g
Maximum value of SAR (measured) = 0.073 mW/g

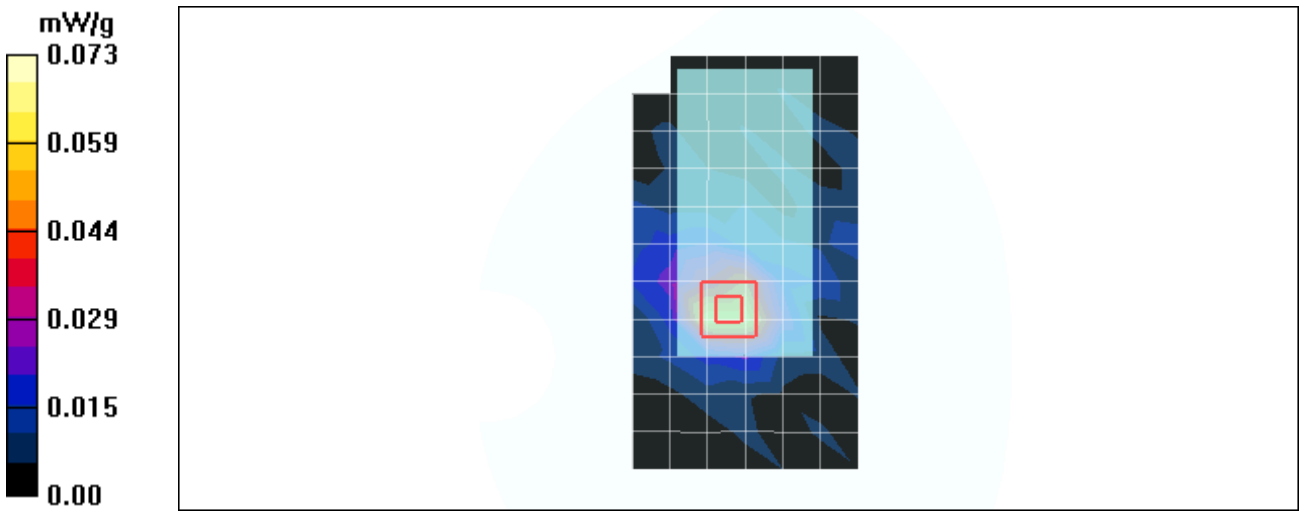

Date/Time: 2005/5/19 01:57:12

Test Laboratory: Advance Data Technology

WCB-210A Long shell D600 Mode 4 11g

DUT: Wireless 802.11b Cardbus Card ; Type: WCB-210A ; Test Frequency: 2412 MHz

Communication System: 802.11g ; Frequency: 2412 MHz ; Duty Cycle: 1:1 ; Modulation type: OFDM
Medium: MSL2450 Medium parameters used: f = 2412 MHz; σ = 1.99 mho/m; ε_r = 54.1; ρ = 1000 kg/m^3 ; Liquid level : 150mm
Phantom section: Flat Section ; Separation distance : 16 mm (The bottom side of the EUT to the Phantom)
Antenna type : Internal Antenna ; Air temp. : 22.0 degrees ; Liquid temp. : 21.0 degrees
DASY4 Configuration:
- Probe: ET3DV6 - SN1790 ; ConvF(4.35, 4.35, 4.35) ; Calibrated: 2004/12/20
- Sensor-Surface: 4mm (Mechanical Surface Detection)
- Electronics: DAE3 Sn579 ; Calibrated: 2005/3/23
- Phantom: SAM 12 ; Type: SAM V4.0 ; Serial: TP 1202
- Measurement SW: DASY4, V4.5 Build 19 ; Postprocessing SW: SEMCAD, V1.8 Build 146

Low Channel 1/Area Scan (7x12x1): Measurement grid: dx=15mm, dy=15mm
Maximum value of SAR (measured) = 0.045 mW/g

Low Channel 1/Zoom Scan (7x7x7)/Cube 0: Measurement grid: dx=5mm, dy=5mm, dz=5mm
Reference Value = 2.75 V/m
Peak SAR (extrapolated) = 0.104 W/kg

SAR(1 g) = 0.049 mW/g; SAR(10 g) = 0.024 mW/g
Maximum value of SAR (measured) = 0.052 mW/g

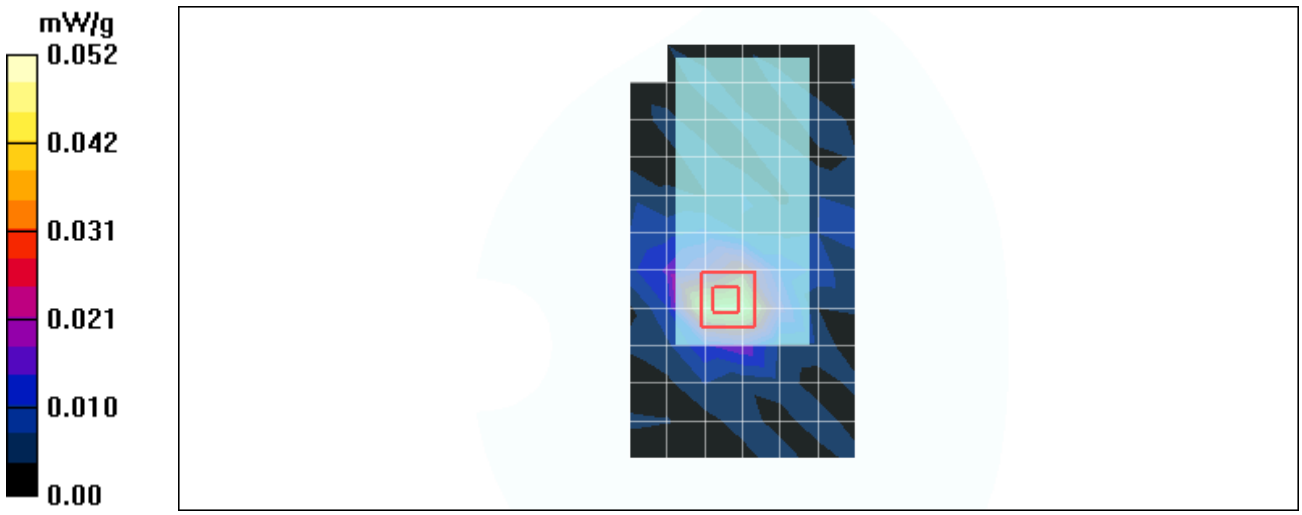

Date/Time: 2005/5/19 02:19:25

Test Laboratory: Advance Data Technology

WCB-210A Long shell D600 Mode 4 11g

DUT: Wireless 802.11b Cardbus Card ; Type: WCB-210A ; Test Frequency: 2437 MHz

Communication System: 802.11g ; Frequency: 2437 MHz ; Duty Cycle: 1:1 ; Modulation type: OFDM
Medium: MSL2450 Medium parameters used: f = 2437 MHz; σ = 2.02 mho/m; ε_r = 54; ρ = 1000 kg/m^3 ; Liquid level : 150mm
Phantom section: Flat Section ; Separation distance : 16 mm (The bottom side of the EUT to the Phantom)
Antenna type : Internal Antenna ; Air temp. : 22.0 degrees ; Liquid temp. : 21.0 degrees
DASY4 Configuration:
- Probe: ET3DV6 - SN1790 ; ConvF(4.35, 4.35, 4.35) ; Calibrated: 2004/12/20
- Sensor-Surface: 4mm (Mechanical Surface Detection)
- Electronics: DAE3 Sn579 ; Calibrated: 2005/3/23
- Phantom: SAM 12 ; Type: SAM V4.0 ; Serial: TP 1202
- Measurement SW: DASY4, V4.5 Build 19 ; Postprocessing SW: SEMCAD, V1.8 Build 146

Middle Channel 6/Area Scan (7x12x1): Measurement grid: dx=15mm, dy=15mm
Maximum value of SAR (measured) = 0.039 mW/g

Middle Channel 6/Zoom Scan (7x7x7)/Cube 0: Measurement grid: dx=5mm, dy=5mm, dz=5mm
Reference Value = 2.58 V/m
Peak SAR (extrapolated) = 0.090 W/kg

SAR(1 g) = 0.042 mW/g; SAR(10 g) = 0.020 mW/g
Maximum value of SAR (measured) = 0.046 mW/g

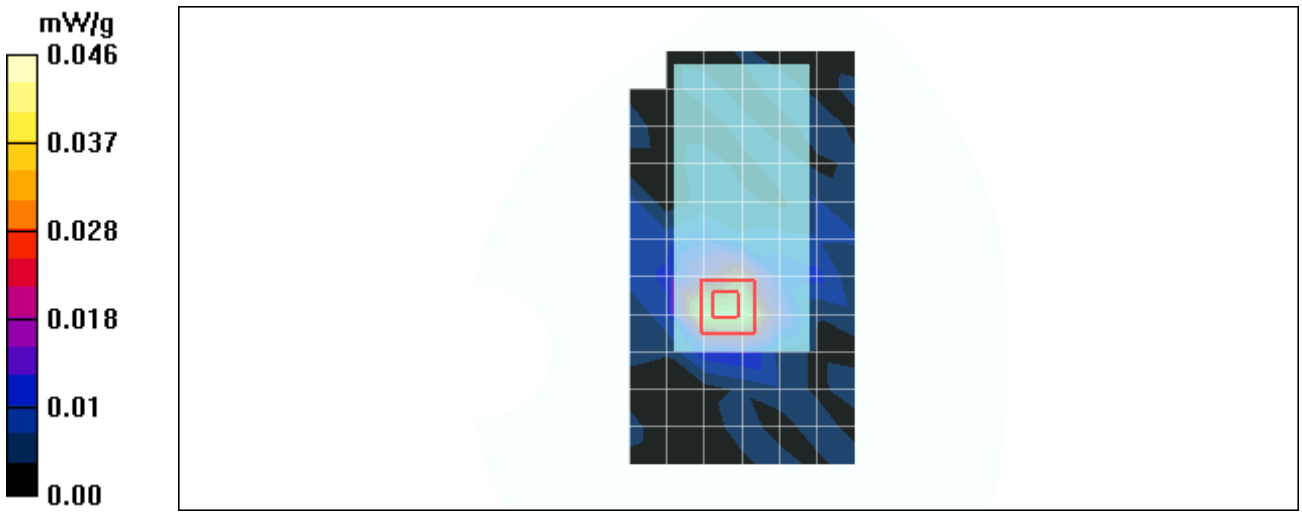

Date/Time: 2005/5/19 02:42:02

Test Laboratory: Advance Data Technology

WCB-210A Long shell D600 Mode 4 11g

DUT: Wireless 802.11b Cardbus Card ; Type: WCB-210A ; Test Frequency: 2462 MHz

Communication System: 802.11g ; Frequency: 2462 MHz ; Duty Cycle: 1:1 ; Modulation type: OFDM
Medium: MSL2450 Medium parameters used: f = 2462 MHz; σ = 2.05 mho/m; ε_r = 53.9; ρ = 1000 kg/m^3 ; Liquid level : 150mm
Phantom section: Flat Section ; Separation distance : 16 mm (The bottom side of the EUT to the Phantom)
Antenna type : Internal Antenna ; Air temp. : 22.0 degrees ; Liquid temp. : 21.0 degrees
DASY4 Configuration:
- Probe: ET3DV6 - SN1790 ; ConvF(4.35, 4.35, 4.35) ; Calibrated: 2004/12/20
- Sensor-Surface: 4mm (Mechanical Surface Detection)
- Electronics: DAE3 Sn579 ; Calibrated: 2005/3/23
- Phantom: SAM 12 ; Type: SAM V4.0 ; Serial: TP 1202
- Measurement SW: DASY4, V4.5 Build 19 ; Postprocessing SW: SEMCAD, V1.8 Build 146

High Channel 11/Area Scan (7x12x1): Measurement grid: dx=15mm, dy=15mm
Maximum value of SAR (measured) = 0.032 mW/g

High Channel 11/Zoom Scan (7x7x7)/Cube 0: Measurement grid: dx=5mm, dy=5mm, dz=5mm
Reference Value = 2.28 V/m
Peak SAR (extrapolated) = 0.073 W/kg

SAR(1 g) = 0.034 mW/g; SAR(10 g) = 0.017 mW/g
Maximum value of SAR (measured) = 0.037 mW/g

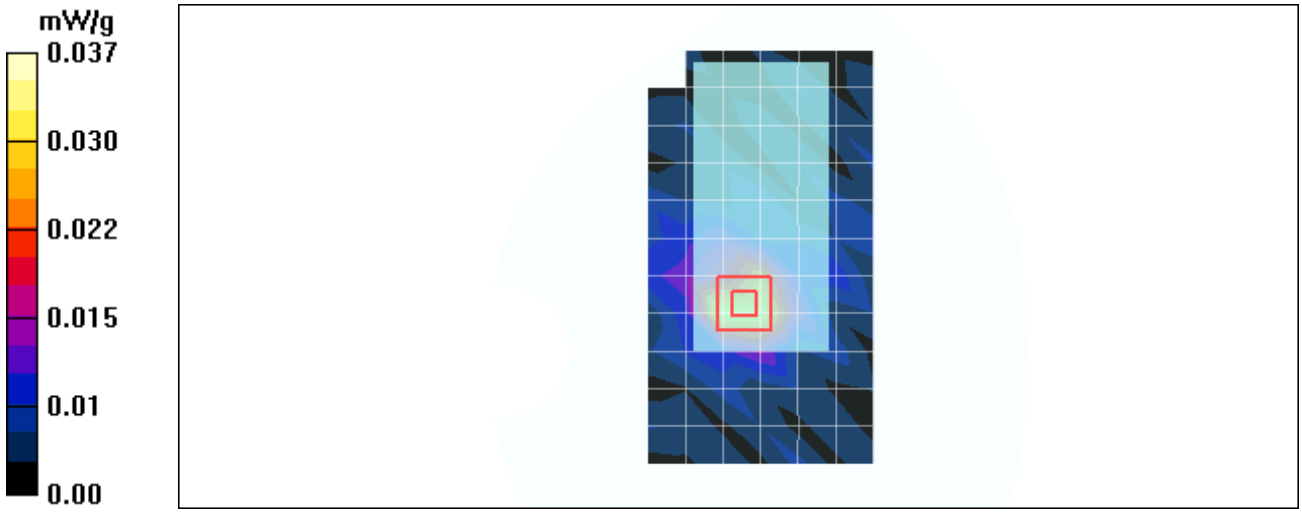

Date/Time: 2005/5/19 02:17:06

Test Laboratory: Advance Data Technology

WCB-210A Short shell N800C Mode 5 11b

DUT: Wireless 802.11b Cardbus Card ; Type: WCB-210A ; Test Frequency: 2412 MHz

Communication System: 802.11b ; Frequency: 2412 MHz ; Duty Cycle: 1:1 ; Modulation type: CCK
Medium: MSL2450 Medium parameters used: f = 2412 MHz; σ = 1.99 mho/m; ε_r = 54.1; ρ = 1000 kg/m^3 ; Liquid level : 150mm
Phantom section: Flat Section ; Separation distance : 9 mm (The bottom side of the EUT to the Phantom)
Antenna type : Internal Antenna ; Air temp. : 22.0 degrees ; Liquid temp. : 21.0 degrees
DASY4 Configuration:
- Probe: ET3DV6 - SN1790 ; ConvF(4.35, 4.35, 4.35) ; Calibrated: 2004/12/20
- Sensor-Surface: 4mm (Mechanical Surface Detection)
- Electronics: DAE3 Sn579 ; Calibrated: 2005/3/23
- Phantom: SAM 12 ; Type: SAM V4.0 ; Serial: TP 1202
- Measurement SW: DASY4, V4.5 Build 19 ; Postprocessing SW: SEMCAD, V1.8 Build 146

Low Channel 1/Area Scan (7x11x1): Measurement grid: dx=15mm, dy=15mm
Maximum value of SAR (measured) = 0.207 mW/g

Low Channel 1/Zoom Scan (7x7x7)/Cube 0: Measurement grid: dx=5mm, dy=5mm, dz=5mm
Reference Value = 11.0 V/m
Peak SAR (extrapolated) = 0.494 W/kg
SAR(1 g) = 0.205 mW/g; SAR(10 g) = 0.088 mW/g
Maximum value of SAR (measured) = 0.234 mW/g

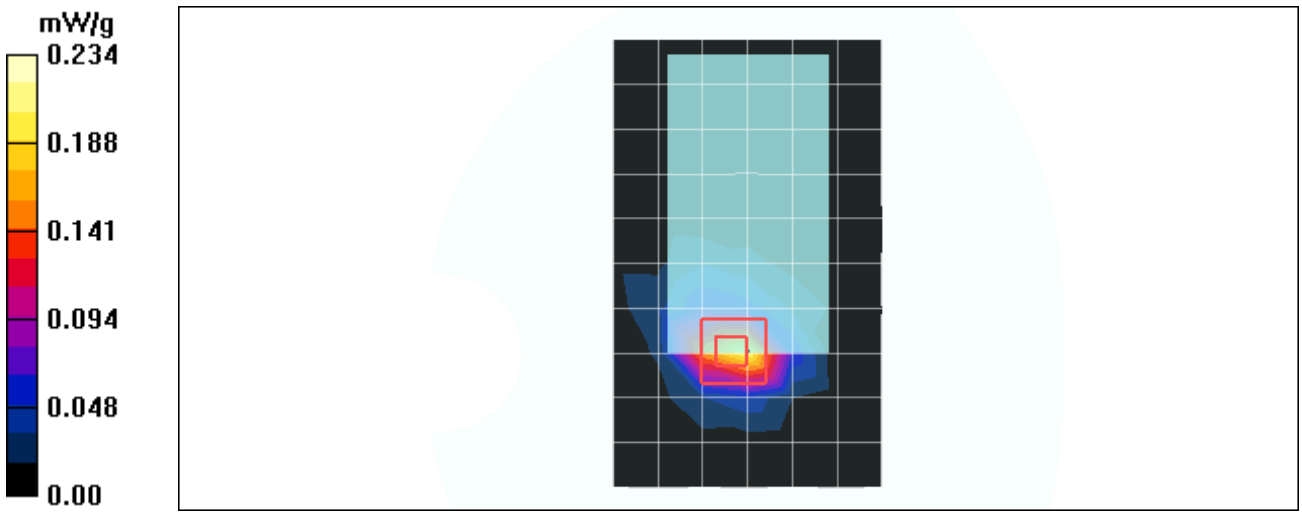

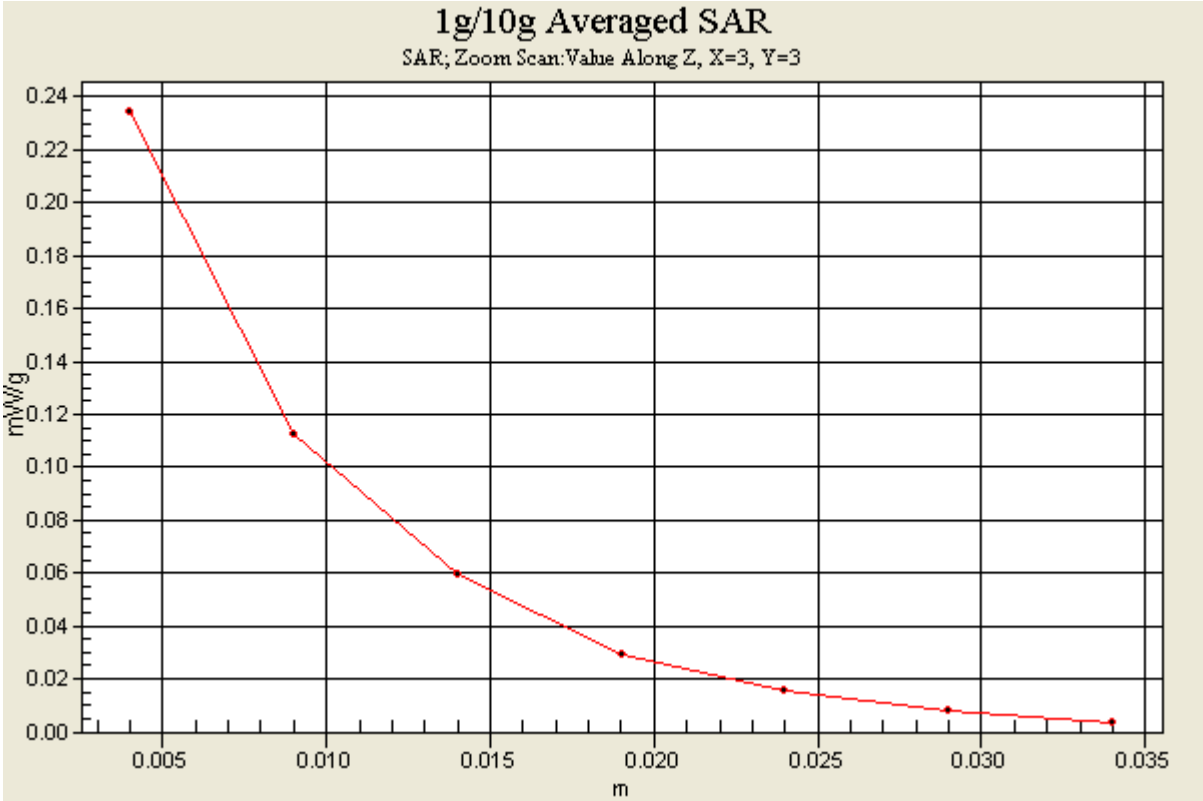
1g/10g Averaged SAR
SAR; Zoom Scan:Value Along Z, X=3, Y=3
mW/g
0.24
0.22
0.20
0.18
0.16
0.14
0.12
0.10
0.08
0.06
0.04
0.02
0.00
0.005
0.010
0.015
0.020
0.025
0.030
0.035
m

Date/Time: 2005/5/19 02:40:35

Test Laboratory: Advance Data Technology

WCB-210A Short shell N800C Mode 5 11b

DUT: Wireless 802.11b Cardbus Card ; Type: WCB-210A ; Test Frequency: 2437 MHz

Communication System: 802.11b ; Frequency: 2437 MHz ; Duty Cycle: 1:1 ; Modulation type: CCK
Medium: MSL2450 Medium parameters used: f = 2437 MHz; σ = 2.02 mho/m; ε_r = 54; ρ = 1000 kg/m^3 ; Liquid level : 150mm
Phantom section: Flat Section ; Separation distance : 9 mm (The bottom side of the EUT to the Phantom)
Antenna type : Internal Antenna ; Air temp. : 22.0 degrees ; Liquid temp. : 21.0 degrees
DASY4 Configuration:
- Probe: ET3DV6 - SN1790 ; ConvF(4.35, 4.35, 4.35) ; Calibrated: 2004/12/20
- Sensor-Surface: 4mm (Mechanical Surface Detection)
- Electronics: DAE3 Sn579 ; Calibrated: 2005/3/23
- Phantom: SAM 12 ; Type: SAM V4.0 ; Serial: TP 1202
- Measurement SW: DASY4, V4.5 Build 19 ; Postprocessing SW: SEMCAD, V1.8 Build 146

Middle Channel 6/Area Scan (7x11x1): Measurement grid: dx=15mm, dy=15mm
Maximum value of SAR (measured) = 0.185 mW/g

Middle Channel 6/Zoom Scan (7x7x7)/Cube 0: Measurement grid: dx=5mm, dy=5mm, dz=5mm
Reference Value = 10.3 V/m
Peak SAR (extrapolated) = 0.449 W/kg

SAR(1 g) = 0.185 mW/g; SAR(10 g) = 0.081 mW/g
Maximum value of SAR (measured) = 0.212 mW/g

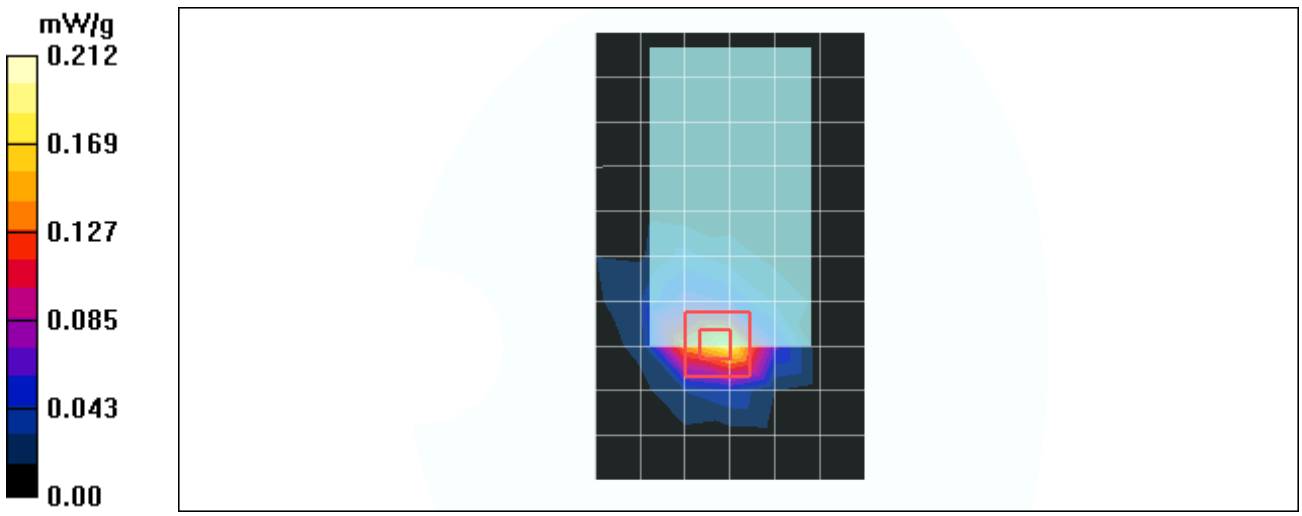

Date/Time: 2005/5/19 03:01:41

Test Laboratory: Advance Data Technology

WCB-210A Short shell N800C Mode 5 11b

DUT: Wireless 802.11b Cardbus Card ; Type: WCB-210A ; Test Frequency: 2462 MHz

Communication System: 802.11b ; Frequency: 2462 MHz ; Duty Cycle: 1:1 ; Modulation type: CCK
Medium: MSL2450 Medium parameters used: f = 2462 MHz; σ = 2.05 mho/m; ε_r = 53.9; ρ = 1000 kg/m^3 ; Liquid level : 150mm
Phantom section: Flat Section ; Separation distance : 9 mm (The bottom side of the EUT to the Phantom)
Antenna type : Internal Antenna ; Air temp. : 22.0 degrees ; Liquid temp. : 21.0 degrees
DASY4 Configuration:
- Probe: ET3DV6 - SN1790 ; ConvF(4.35, 4.35, 4.35) ; Calibrated: 2004/12/20
- Sensor-Surface: 4mm (Mechanical Surface Detection)
- Electronics: DAE3 Sn579 ; Calibrated: 2005/3/23
- Phantom: SAM 12 ; Type: SAM V4.0 ; Serial: TP 1202
- Measurement SW: DASY4, V4.5 Build 19 ; Postprocessing SW: SEMCAD, V1.8 Build 146

High Channel 11/Area Scan (7x11x1): Measurement grid: dx=15mm, dy=15mm
Maximum value of SAR (measured) = 0.161 mW/g

High Channel 11/Zoom Scan (7x7x7)/Cube 0: Measurement grid: dx=5mm, dy=5mm, dz=5mm
Reference Value = 9.28 V/m
Peak SAR (extrapolated) = 0.395 W/kg

SAR(1 g) = 0.160 mW/g; SAR(10 g) = 0.069 mW/g
Maximum value of SAR (measured) = 0.185 mW/g

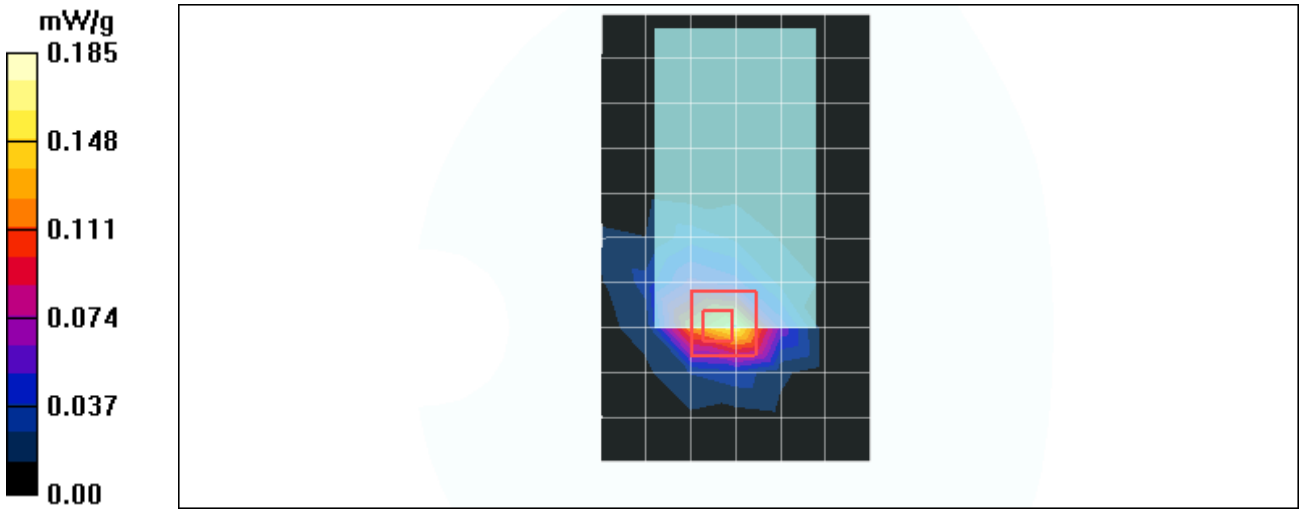

Date/Time: 2005/5/19 03:24:59

Test Laboratory: Advance Data Technology

WCB-210A Short shell N800C Mode 6 11g

DUT: Wireless 802.11b Cardbus Card ; Type: WCB-210A ; Test Frequency: 2412 MHz

Communication System: 802.11g ; Frequency: 2412 MHz ; Duty Cycle: 1:1 ; Modulation type: OFDM
Medium: MSL2450 Medium parameters used: f = 2412 MHz; σ = 1.99 mho/m; ε_r = 54.1; ρ = 1000 kg/m^3 ; Liquid level : 150mm
Phantom section: Flat Section ; Separation distance : 9 mm (The bottom side of the EUT to the Phantom)
Antenna type : Internal Antenna ; Air temp. : 22.0 degrees ; Liquid temp. : 21.0 degrees
DASY4 Configuration:
- Probe: ET3DV6 - SN1790 ; ConvF(4.35, 4.35, 4.35) ; Calibrated: 2004/12/20
- Sensor-Surface: 4mm (Mechanical Surface Detection)
- Electronics: DAE3 Sn579 ; Calibrated: 2005/3/23
- Phantom: SAM 12 ; Type: SAM V4.0 ; Serial: TP 1202
- Measurement SW: DASY4, V4.5 Build 19 ; Postprocessing SW: SEMCAD, V1.8 Build 146

Low Channel 1/Area Scan (7x11x1): Measurement grid: dx=15mm, dy=15mm
Maximum value of SAR (measured) = 0.102 mW/g

Low Channel 1/Zoom Scan (7x7x7)/Cube 0: Measurement grid: dx=5mm, dy=5mm, dz=5mm
Reference Value = 7.64 V/m
Peak SAR (extrapolated) = 0.255 W/kg

SAR(1 g) = 0.107 mW/g; SAR(10 g) = 0.046 mW/g
Maximum value of SAR (measured) = 0.122 mW/g

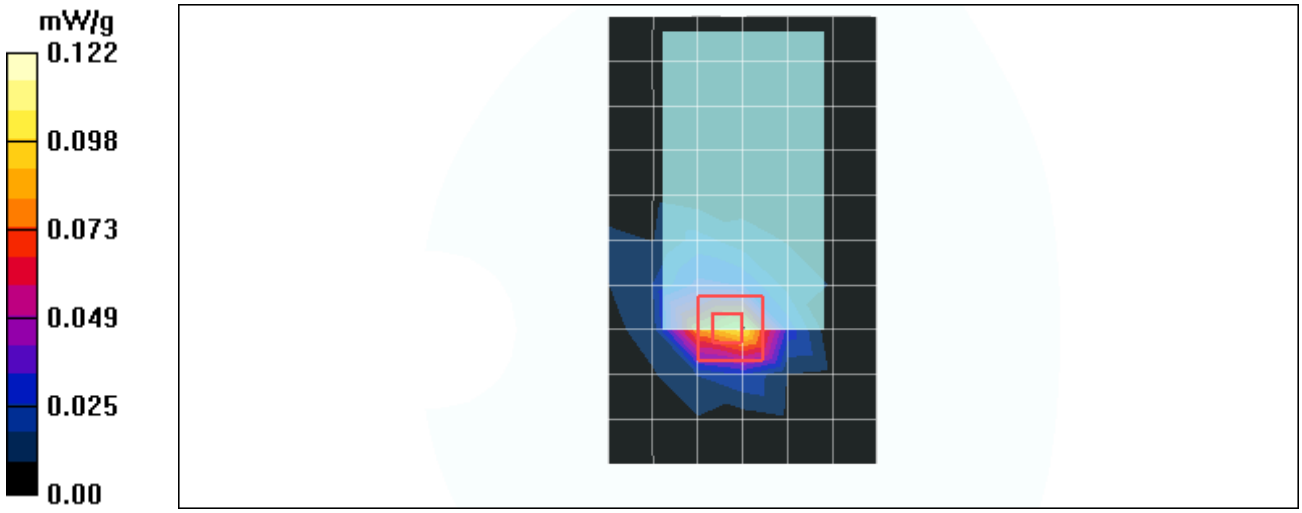

Date/Time: 2005/5/19 03:45:55

Test Laboratory: Advance Data Technology

WCB-210A Short shell N800C Mode 6 11g

DUT: Wireless 802.11b Cardbus Card ; Type: WCB-210A ; Test Frequency: 2437 MHz

Communication System: 802.11g ; Frequency: 2437 MHz ; Duty Cycle: 1:1 ; Modulation type: OFDM
Medium: MSL2450 Medium parameters used: f = 2437 MHz; σ = 2.02 mho/m; ε_r = 54; ρ = 1000 kg/m^3 ; Liquid level : 150mm
Phantom section: Flat Section ; Separation distance : 9 mm (The bottom side of the EUT to the Phantom)
Antenna type : Internal Antenna ; Air temp. : 22.0 degrees ; Liquid temp. : 21.0 degrees
DASY4 Configuration:
- Probe: ET3DV6 - SN1790 ; ConvF(4.35, 4.35, 4.35) ; Calibrated: 2004/12/20
- Sensor-Surface: 4mm (Mechanical Surface Detection)
- Electronics: DAE3 Sn579 ; Calibrated: 2005/3/23
- Phantom: SAM 12 ; Type: SAM V4.0 ; Serial: TP 1202
- Measurement SW: DASY4, V4.5 Build 19 ; Postprocessing SW: SEMCAD, V1.8 Build 146

Middle Channel 6/Area Scan (7x11x1): Measurement grid: dx=15mm, dy=15mm
Maximum value of SAR (measured) = 0.084 mW/g

Middle Channel 6/Zoom Scan (7x7x7)/Cube 0: Measurement grid: dx=5mm, dy=5mm, dz=5mm
Reference Value = 6.93 V/m
Peak SAR (extrapolated) = 0.206 W/kg

SAR(1 g) = 0.084 mW/g; SAR(10 g) = 0.036 mW/g
Maximum value of SAR (measured) = 0.096 mW/g

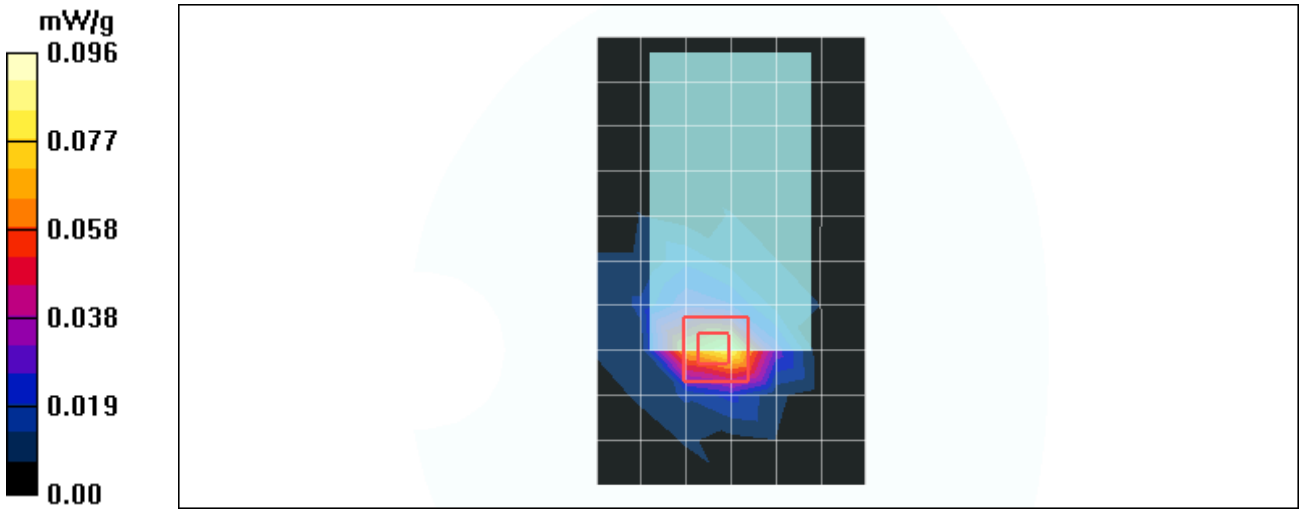

Date/Time: 2005/5/19 04:06:48

Test Laboratory: Advance Data Technology

WCB-210A Short shell N800C Mode 6 11g

DUT: Wireless 802.11b Cardbus Card ; Type: WCB-210A ; Test Frequency: 2462 MHz

Communication System: 802.11g ; Frequency: 2462 MHz ; Duty Cycle: 1:1 ; Modulation type: OFDM
Medium: MSL2450 Medium parameters used: f = 2462 MHz; σ = 2.05 mho/m; ε_r = 53.9; ρ = 1000 kg/m^3 ; Liquid level : 150mm
Phantom section: Flat Section ; Separation distance : 9 mm (The bottom side of the EUT to the Phantom)
Antenna type : Internal Antenna ; Air temp. : 22.0 degrees ; Liquid temp. : 21.0 degrees
DASY4 Configuration:
- Probe: ET3DV6 - SN1790 ; ConvF(4.35, 4.35, 4.35) ; Calibrated: 2004/12/20
- Sensor-Surface: 4mm (Mechanical Surface Detection)
- Electronics: DAE3 Sn579 ; Calibrated: 2005/3/23
- Phantom: SAM 12 ; Type: SAM V4.0 ; Serial: TP 1202
- Measurement SW: DASY4, V4.5 Build 19 ; Postprocessing SW: SEMCAD, V1.8 Build 146

High Channel 11/Area Scan (7x11x1): Measurement grid: dx=15mm, dy=15mm
Maximum value of SAR (measured) = 0.080 mW/g

High Channel 11/Zoom Scan (7x7x7)/Cube 0: Measurement grid: dx=5mm, dy=5mm, dz=5mm
Reference Value = 6.71 V/m
Peak SAR (extrapolated) = 0.192 W/kg

SAR(1 g) = 0.081 mW/g; SAR(10 g) = 0.035 mW/g
Maximum value of SAR (measured) = 0.092 mW/g

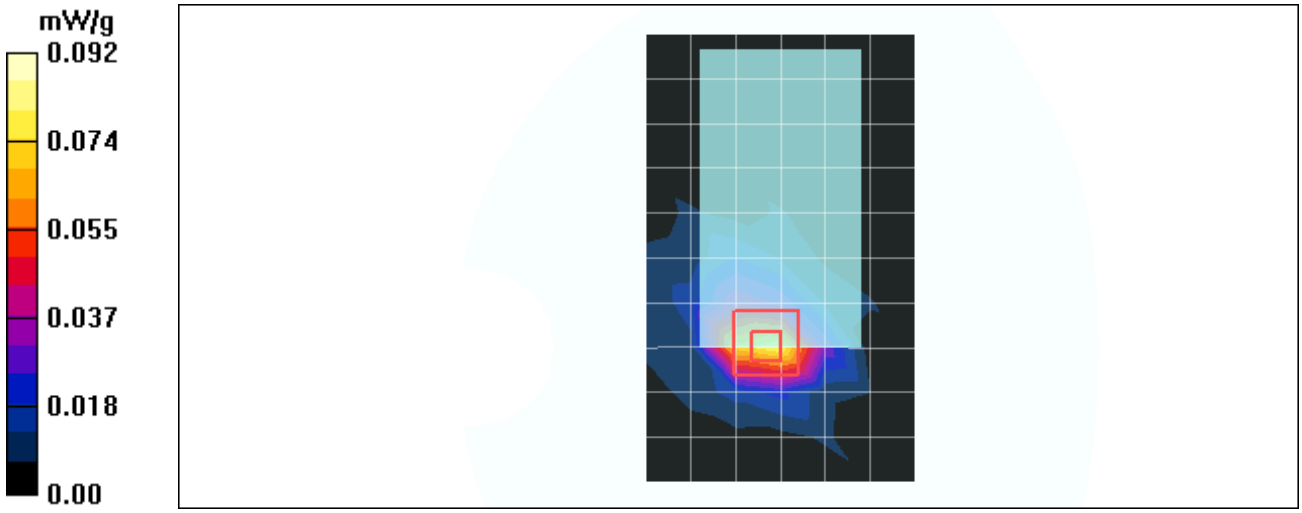

Date/Time: 2005/5/19 04:33:04

Test Laboratory: Advance Data Technology

WCB-210A Long shell N800C Mode 7 11b

DUT: Wireless 802.11b Cardbus Card ; Type: WCB-210A ; Test Frequency: 2412 MHz

Communication System: 802.11b ; Frequency: 2412 MHz ; Duty Cycle: 1:1 ; Modulation type: CCK
Medium: MSL2450 Medium parameters used: f = 2412 MHz; σ = 1.99 mho/m; ε_r = 54.1; ρ = 1000 kg/m^3 ; Liquid level : 150mm
Phantom section: Flat Section ; Separation distance : 9 mm (The bottom side of the EUT to the Phantom)
Antenna type : Internal Antenna ; Air temp. : 22.0 degrees ; Liquid temp. : 21.0 degrees
DASY4 Configuration:
- Probe: ET3DV6 - SN1790 ; ConvF(4.35, 4.35, 4.35) ; Calibrated: 2004/12/20
- Sensor-Surface: 4mm (Mechanical Surface Detection)
- Electronics: DAE3 Sn579 ; Calibrated: 2005/3/23
- Phantom: SAM 12 ; Type: SAM V4.0 ; Serial: TP 1202
- Measurement SW: DASY4, V4.5 Build 19 ; Postprocessing SW: SEMCAD, V1.8 Build 146

Low Channel 1/Area Scan (7x12x1): Measurement grid: dx=15mm, dy=15mm
Maximum value of SAR (measured) = 0.168 mW/g

Low Channel 1/Zoom Scan (7x7x7)/Cube 0: Measurement grid: dx=5mm, dy=5mm, dz=5mm
Reference Value = 4.91 V/m
Peak SAR (extrapolated) = 0.458 W/kg

SAR(1 g) = 0.181 mW/g; SAR(10 g) = 0.078 mW/g
Maximum value of SAR (measured) = 0.205 mW/g

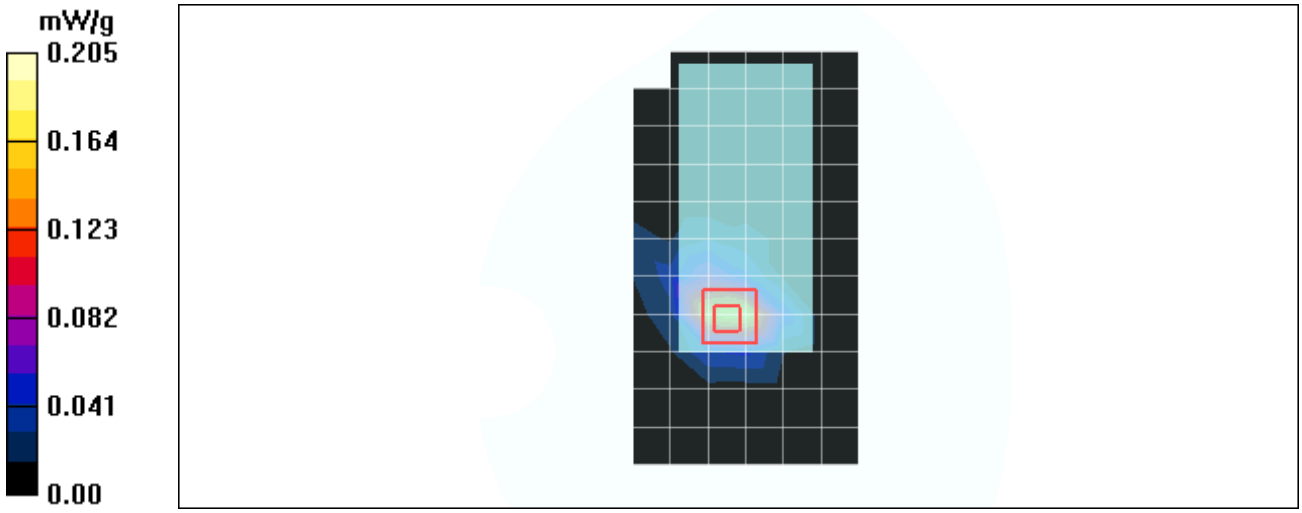

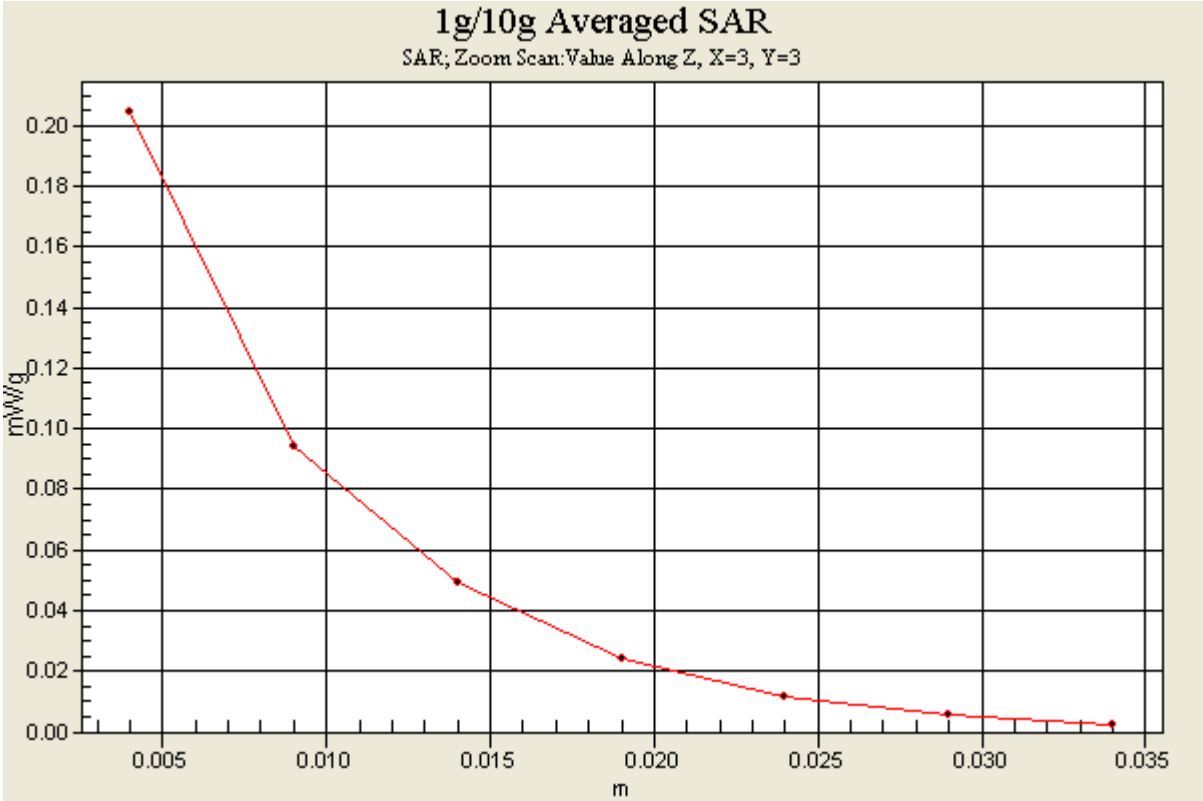
1g/10g Averaged SAR
SAR; Zoom Scan:Value Along Z, X=3, Y=3
mW/g
0.20
0.18
0.16
0.14
0.12
0.10
0.08
0.06
0.04
0.02
0.00
0.005
0.010
0.015
0.020
0.025
0.030
0.035
m

Date/Time: 2005/5/19 04:56:08

Test Laboratory: Advance Data Technology

WCB-210A Long shell N800C Mode 7 11b

DUT: Wireless 802.11b Cardbus Card ; Type: WCB-210A ; Test Frequency: 2437 MHz

Communication System: 802.11b ; Frequency: 2437 MHz ; Duty Cycle: 1:1 ; Modulation type: CCK
Medium: MSL2450 Medium parameters used: f = 2437 MHz; σ = 2.02 mho/m; ε_r = 54; ρ = 1000 kg/m^3 ; Liquid level : 150mm
Phantom section: Flat Section ; Separation distance : 9 mm (The bottom side of the EUT to the Phantom)
Antenna type : Internal Antenna ; Air temp. : 22.0 degrees ; Liquid temp. : 21.0 degrees
DASY4 Configuration:
- Probe: ET3DV6 - SN1790 ; ConvF(4.35, 4.35, 4.35) ; Calibrated: 2004/12/20
- Sensor-Surface: 4mm (Mechanical Surface Detection)
- Electronics: DAE3 Sn579 ; Calibrated: 2005/3/23
- Phantom: SAM 12 ; Type: SAM V4.0 ; Serial: TP 1202
- Measurement SW: DASY4, V4.5 Build 19 ; Postprocessing SW: SEMCAD, V1.8 Build 146

Middle Channel 6/Area Scan (7x12x1): Measurement grid: dx=15mm, dy=15mm
Maximum value of SAR (measured) = 0.139 mW/g

Middle Channel 6/Zoom Scan (7x7x7)/Cube 0: Measurement grid: dx=5mm, dy=5mm, dz=5mm
Reference Value = 4.39 V/m
Peak SAR (extrapolated) = 0.379 W/kg

SAR(1 g) = 0.152 mW/g; SAR(10 g) = 0.066 mW/g
Maximum value of SAR (measured) = 0.168 mW/g

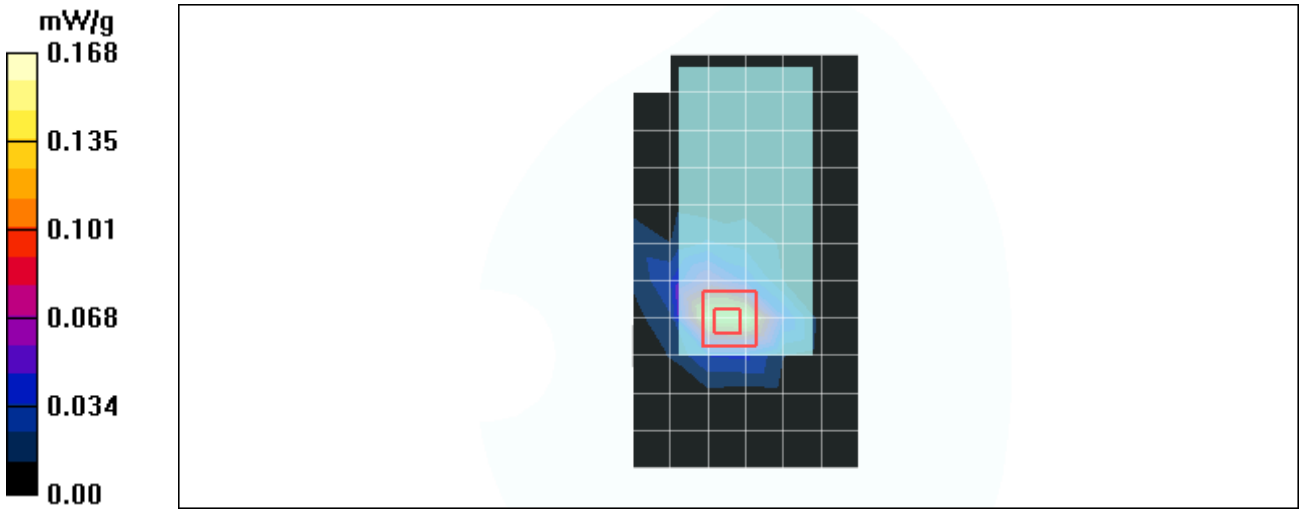

Date/Time: 2005/5/19 05:17:35

Test Laboratory: Advance Data Technology

WCB-210A Long shell N800C Mode 7 11b

DUT: Wireless 802.11b Cardbus Card ; Type: WCB-210A ; Test Frequency: 2462 MHz

Communication System: 802.11b ; Frequency: 2462 MHz ; Duty Cycle: 1:1 ; Modulation type: CCK
Medium: MSL2450 Medium parameters used: f = 2462 MHz; σ = 2.05 mho/m; ε_r = 53.9; ρ = 1000 kg/m^3 ; Liquid level : 150mm
Phantom section: Flat Section ; Separation distance : 9 mm (The bottom side of the EUT to the Phantom)
Antenna type : Internal Antenna ; Air temp. : 22.0 degrees ; Liquid temp. : 21.0 degrees
DASY4 Configuration:
- Probe: ET3DV6 - SN1790 ; ConvF(4.35, 4.35, 4.35) ; Calibrated: 2004/12/20
- Sensor-Surface: 4mm (Mechanical Surface Detection)
- Electronics: DAE3 Sn579 ; Calibrated: 2005/3/23
- Phantom: SAM 12 ; Type: SAM V4.0 ; Serial: TP 1202
- Measurement SW: DASY4, V4.5 Build 19 ; Postprocessing SW: SEMCAD, V1.8 Build 146

High Channel 11/Area Scan (7x12x1): Measurement grid: dx=15mm, dy=15mm
Maximum value of SAR (measured) = 0.127 mW/g

High Channel 11/Zoom Scan (7x7x7)/Cube 0: Measurement grid: dx=5mm, dy=5mm, dz=5mm
Reference Value = 4.11 V/m
Peak SAR (extrapolated) = 0.342 W/kg

SAR(1 g) = 0.137 mW/g; SAR(10 g) = 0.059 mW/g
Maximum value of SAR (measured) = 0.149 mW/g

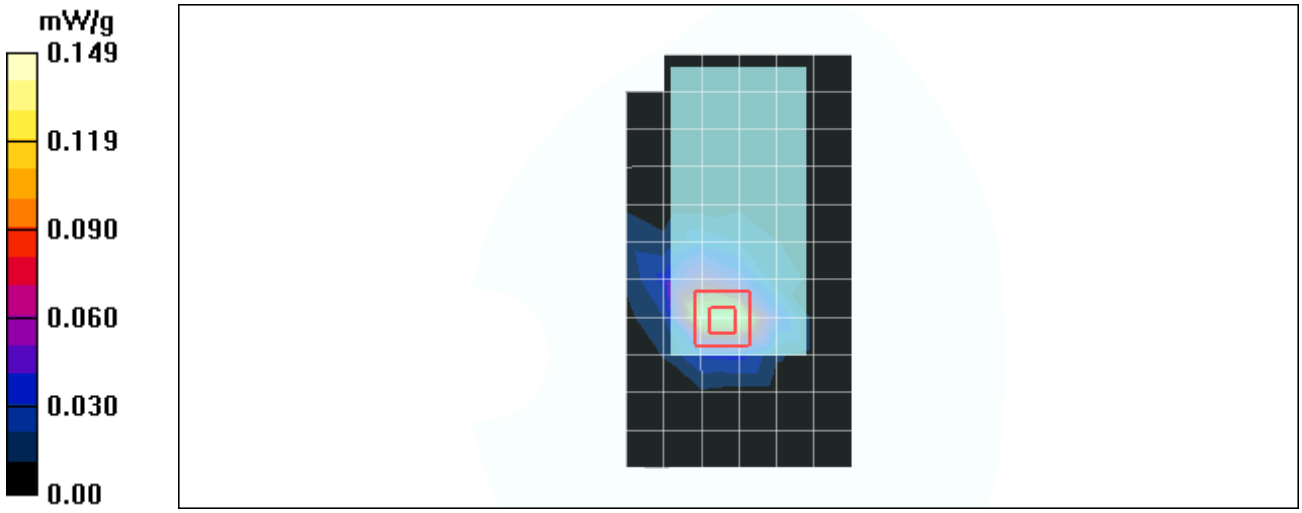

Date/Time: 2005/5/19 05:41:21

Test Laboratory: Advance Data Technology

WCB-210A Long shell N800C Mode 8 11g

DUT: Wireless 802.11b Cardbus Card ; Type: WCB-210A ; Test Frequency: 2412 MHz

Communication System: 802.11g ; Frequency: 2412 MHz ; Duty Cycle: 1:1 ; Modulation type: OFDM
Medium: MSL2450 Medium parameters used: f = 2412 MHz; σ = 1.99 mho/m; ε_r = 54.1; ρ = 1000 kg/m^3 ; Liquid level : 150mm
Phantom section: Flat Section ; Separation distance : 9 mm (The bottom side of the EUT to the Phantom)
Antenna type : Internal Antenna ; Air temp. : 22.0 degrees ; Liquid temp. : 21.0 degrees
DASY4 Configuration:
- Probe: ET3DV6 - SN1790 ; ConvF(4.35, 4.35, 4.35) ; Calibrated: 2004/12/20
- Sensor-Surface: 4mm (Mechanical Surface Detection)
- Electronics: DAE3 Sn579 ; Calibrated: 2005/3/23
- Phantom: SAM 12 ; Type: SAM V4.0 ; Serial: TP 1202
- Measurement SW: DASY4, V4.5 Build 19 ; Postprocessing SW: SEMCAD, V1.8 Build 146

Low Channel 1/Area Scan (7x12x1): Measurement grid: dx=15mm, dy=15mm
Maximum value of SAR (measured) = 0.093 mW/g

Low Channel 1/Zoom Scan (7x7x7)/Cube 0: Measurement grid: dx=5mm, dy=5mm, dz=5mm
Reference Value = 3.79 V/m
Peak SAR (extrapolated) = 0.248 W/kg

SAR(1 g) = 0.101 mW/g; SAR(10 g) = 0.044 mW/g
Maximum value of SAR (measured) = 0.115 mW/g

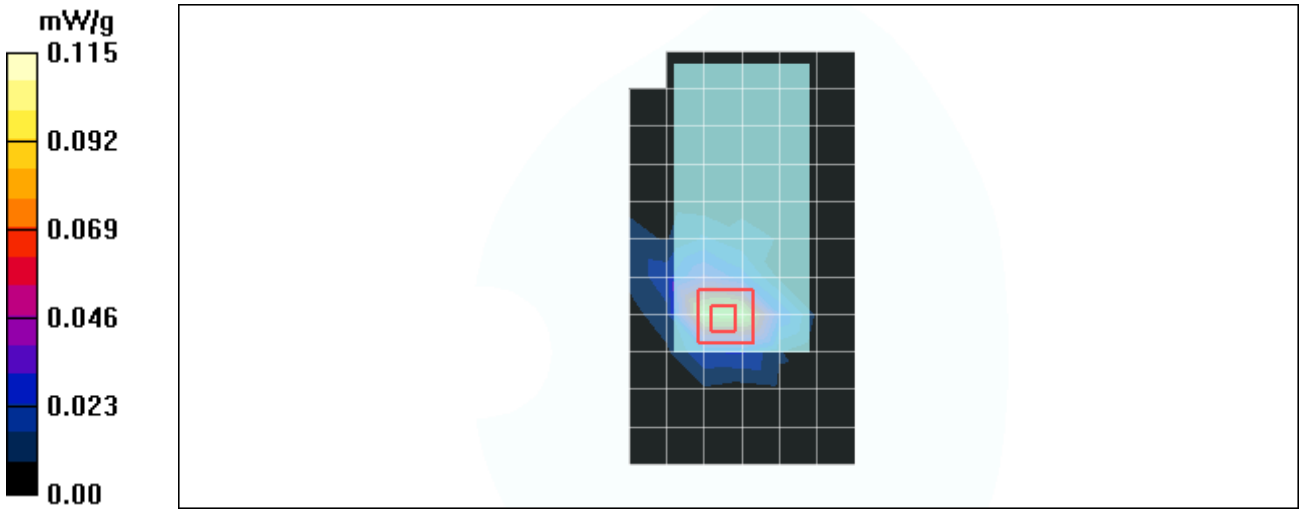

Date/Time: 2005/5/19 06:04:18

Test Laboratory: Advance Data Technology

WCB-210A Long shell N800C Mode 8 11g

DUT: Wireless 802.11b Cardbus Card ; Type: WCB-210A ; Test Frequency: 2437 MHz

Communication System: 802.11g ; Frequency: 2437 MHz ; Duty Cycle: 1:1 ; Modulation type: OFDM
Medium: MSL2450 Medium parameters used: f = 2437 MHz; σ = 2.02 mho/m; ε_r = 54; ρ = 1000 kg/m^3 ; Liquid level : 150mm
Phantom section: Flat Section ; Separation distance : 9 mm (The bottom side of the EUT to the Phantom)
Antenna type : Internal Antenna ; Air temp. : 22.0 degrees ; Liquid temp. : 21.0 degrees
DASY4 Configuration:
- Probe: ET3DV6 - SN1790 ; ConvF(4.35, 4.35, 4.35) ; Calibrated: 2004/12/20
- Sensor-Surface: 4mm (Mechanical Surface Detection)
- Electronics: DAE3 Sn579 ; Calibrated: 2005/3/23
- Phantom: SAM 12 ; Type: SAM V4.0 ; Serial: TP 1202
- Measurement SW: DASY4, V4.5 Build 19 ; Postprocessing SW: SEMCAD, V1.8 Build 146

Middle Channel 6/Area Scan (7x12x1): Measurement grid: dx=15mm, dy=15mm
Maximum value of SAR (measured) = 0.080 mW/g

Middle Channel 6/Zoom Scan (7x7x7)/Cube 0: Measurement grid: dx=5mm, dy=5mm, dz=5mm
Reference Value = 3.43 V/m
Peak SAR (extrapolated) = 0.215 W/kg

SAR(1 g) = 0.087 mW/g; SAR(10 g) = 0.037 mW/g
Maximum value of SAR (measured) = 0.094 mW/g

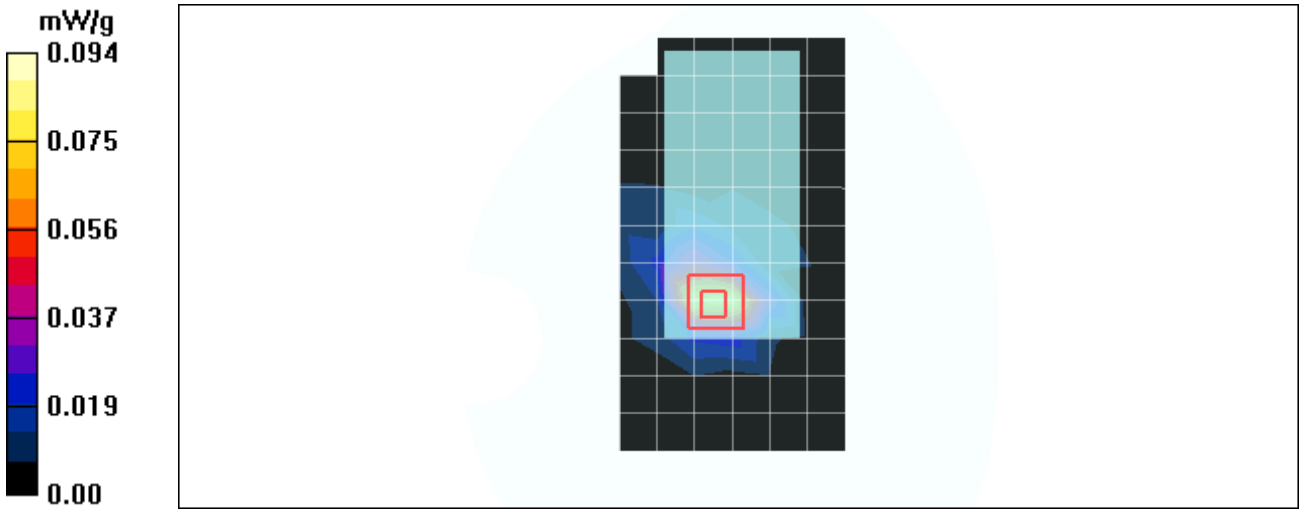

Date/Time: 2005/5/19 06:32:21

Test Laboratory: Advance Data Technology

WCB-210A Long shell N800C Mode 8 11g

DUT: Wireless 802.11b Cardbus Card ; Type: WCB-210A ; Test Frequency: 2462 MHz

Communication System: 802.11g ; Frequency: 2462 MHz ; Duty Cycle: 1:1 ; Modulation type: OFDM
Medium: MSL2450 Medium parameters used: f = 2462 MHz; σ = 2.05 mho/m; ε_r = 53.9; ρ = 1000 kg/m^3 ; Liquid level : 150mm
Phantom section: Flat Section ; Separation distance : 9 mm (The bottom side of the EUT to the Phantom)
Antenna type : Internal Antenna ; Air temp. : 22.0 degrees ; Liquid temp. : 21.0 degrees
DASY4 Configuration:
- Probe: ET3DV6 - SN1790 ; ConvF(4.35, 4.35, 4.35) ; Calibrated: 2004/12/20
- Sensor-Surface: 4mm (Mechanical Surface Detection)
- Electronics: DAE3 Sn579 ; Calibrated: 2005/3/23
- Phantom: SAM 12 ; Type: SAM V4.0 ; Serial: TP 1202
- Measurement SW: DASY4, V4.5 Build 19 ; Postprocessing SW: SEMCAD, V1.8 Build 146

High Channel 11/Area Scan (7x12x1): Measurement grid: dx=15mm, dy=15mm
Maximum value of SAR (measured) = 0.067 mW/g

High Channel 11/Zoom Scan (7x7x7)/Cube 0: Measurement grid: dx=5mm, dy=5mm, dz=5mm
Reference Value = 3.03 V/m
Peak SAR (extrapolated) = 0.178 W/kg

SAR(1 g) = 0.070 mW/g; SAR(10 g) = 0.030 mW/g
Maximum value of SAR (measured) = 0.076 mW/g

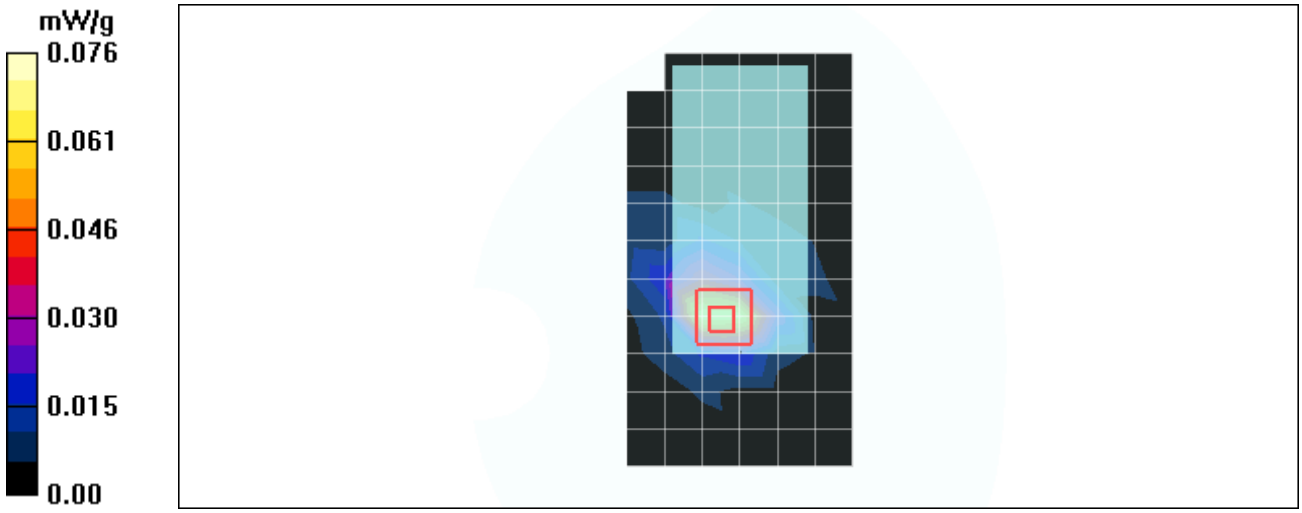

Date/Time: 2005/5/19 07:34:00

Test Laboratory: Advance Data Technology

WCB-210A Short shell C600 Mode 9 11b

DUT: Wireless 802.11b Cardbus Card ; Type: WCB-210A ; Test Frequency: 2412 MHz

Communication System: 802.11b ; Frequency: 2412 MHz ; Duty Cycle: 1:1 ; Modulation type: CCK
Medium: MSL2450 Medium parameters used: f = 2412 MHz; σ = 1.99 mho/m; ε_r = 54.1; ρ = 1000 kg/m^3 ; Liquid level : 150mm
Phantom section: Flat Section ; Separation distance : 12 mm (The bottom side of the EUT to the Phantom)
Antenna type : Internal Antenna ; Air temp. : 22.0 degrees ; Liquid temp. : 21.0 degrees
DASY4 Configuration:
- Probe: ET3DV6 - SN1790 ; ConvF(4.35, 4.35, 4.35) ; Calibrated: 2004/12/20
- Sensor-Surface: 4mm (Mechanical Surface Detection)
- Electronics: DAE3 Sn579 ; Calibrated: 2005/3/23
- Phantom: SAM 12 ; Type: SAM V4.0 ; Serial: TP 1202
- Measurement SW: DASY4, V4.5 Build 19 ; Postprocessing SW: SEMCAD, V1.8 Build 146

Low Channel 1/Area Scan (7x11x1): Measurement grid: dx=15mm, dy=15mm
Maximum value of SAR (measured) = 0.237 mW/g

Low Channel 1/Zoom Scan (7x7x7)/Cube 0: Measurement grid: dx=5mm, dy=5mm, dz=5mm
Reference Value = 11.7 V/m
Peak SAR (extrapolated) = 0.526 W/kg

SAR(1 g) = 0.235 mW/g; SAR(10 g) = 0.114 mW/g
Maximum value of SAR (measured) = 0.255 mW/g

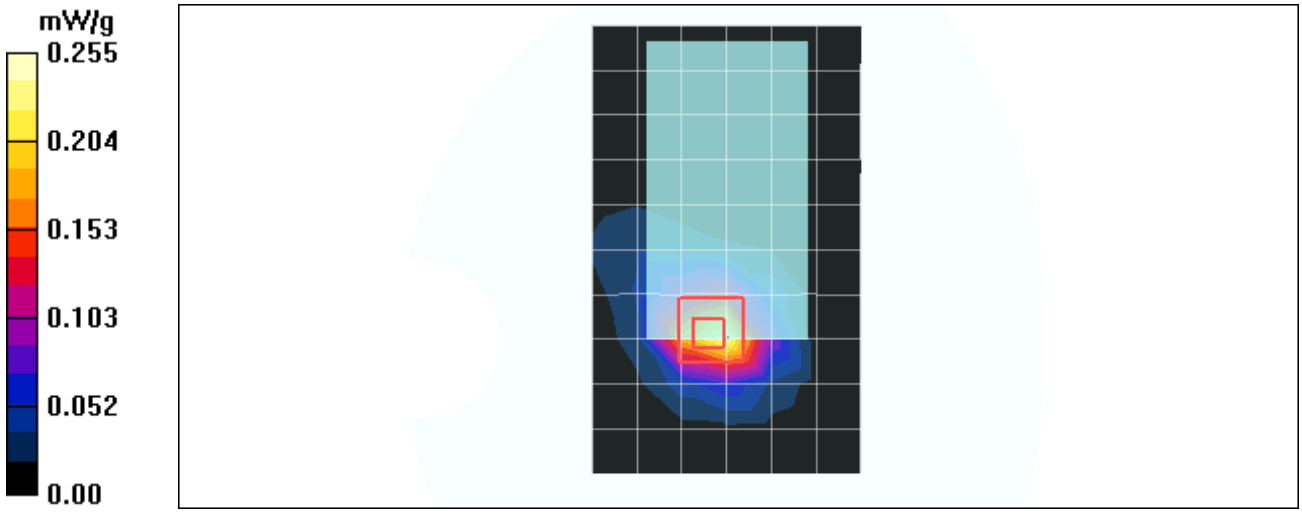

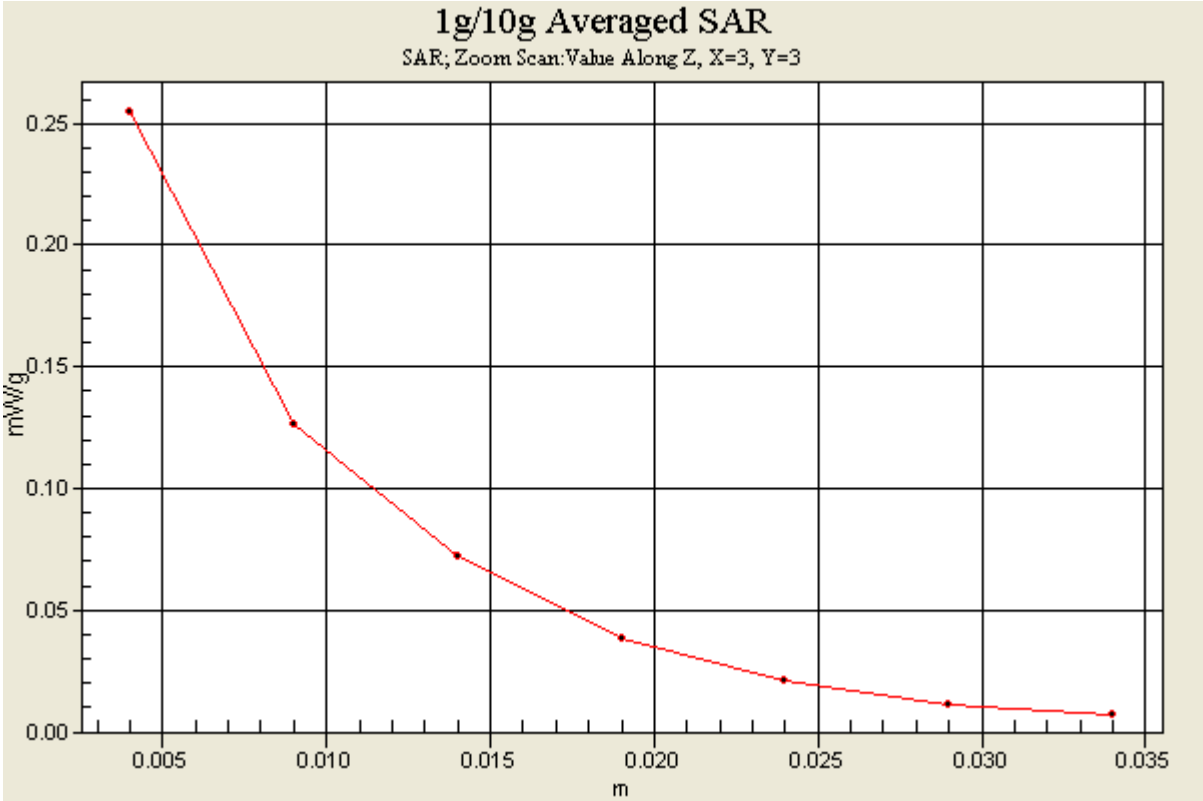
1g/10g Averaged SAR
SAR; Zoom Scan:Value Along Z, X=3, Y=3
mW/g
0.25
0.20
0.15
0.10
0.05
0.00
0.005
0.010
0.015
0.020
0.025
0.030
0.035
m

Date/Time: 2005/5/19 07:54:42

Test Laboratory: Advance Data Technology

WCB-210A Short shell C600 Mode 9 11b

DUT: Wireless 802.11b Cardbus Card ; Type: WCB-210A ; Test Frequency: 2437 MHz

Communication System: 802.11b ; Frequency: 2437 MHz ; Duty Cycle: 1:1 ; Modulation type: CCK
Medium: MSL2450 Medium parameters used: f = 2437 MHz; σ = 2.02 mho/m; ε_r = 54; ρ = 1000 kg/m^3 ; Liquid level : 150mm
Phantom section: Flat Section ; Separation distance : 12 mm (The bottom side of the EUT to the Phantom)
Antenna type : Internal Antenna ; Air temp. : 22.0 degrees ; Liquid temp. : 21.0 degrees
DASY4 Configuration:
- Probe: ET3DV6 - SN1790 ; ConvF(4.35, 4.35, 4.35) ; Calibrated: 2004/12/20
- Sensor-Surface: 4mm (Mechanical Surface Detection)
- Electronics: DAE3 Sn579 ; Calibrated: 2005/3/23
- Phantom: SAM 12 ; Type: SAM V4.0 ; Serial: TP 1202
- Measurement SW: DASY4, V4.5 Build 19 ; Postprocessing SW: SEMCAD, V1.8 Build 146

Middle Channel 6/Area Scan (7x11x1): Measurement grid: dx=15mm, dy=15mm
Maximum value of SAR (measured) = 0.202 mW/g

Middle Channel 6/Zoom Scan (7x7x7)/Cube 0: Measurement grid: dx=5mm, dy=5mm, dz=5mm
Reference Value = 10.5 V/m
Peak SAR (extrapolated) = 0.444 W/kg

SAR(1 g) = 0.196 mW/g; SAR(10 g) = 0.095 mW/g
Maximum value of SAR (measured) = 0.215 mW/g

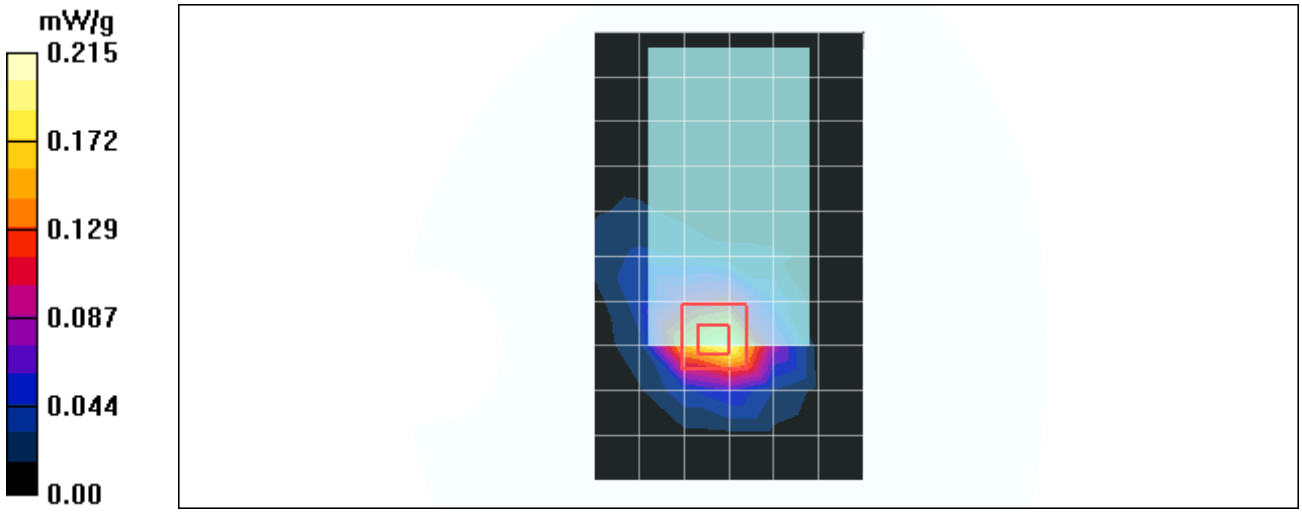

Date/Time: 2005/5/19 08:15:23

Test Laboratory: Advance Data Technology

WCB-210A Short shell C600 Mode 9 11b

DUT: Wireless 802.11b Cardbus Card ; Type: WCB-210A ; Test Frequency: 2462 MHz

Communication System: 802.11b ; Frequency: 2462 MHz ; Duty Cycle: 1:1 ; Modulation type: CCK
Medium: MSL2450 Medium parameters used: f = 2462 MHz; σ = 2.05 mho/m; ε_r = 53.9; ρ = 1000 kg/m^3 ; Liquid level : 150mm
Phantom section: Flat Section ; Separation distance : 12 mm (The bottom side of the EUT to the Phantom)
Antenna type : Internal Antenna ; Air temp. : 22.0 degrees ; Liquid temp. : 21.0 degrees
DASY4 Configuration:
- Probe: ET3DV6 - SN1790 ; ConvF(4.35, 4.35, 4.35) ; Calibrated: 2004/12/20
- Sensor-Surface: 4mm (Mechanical Surface Detection)
- Electronics: DAE3 Sn579 ; Calibrated: 2005/3/23
- Phantom: SAM 12 ; Type: SAM V4.0 ; Serial: TP 1202
- Measurement SW: DASY4, V4.5 Build 19 ; Postprocessing SW: SEMCAD, V1.8 Build 146

High Channel 11/Area Scan (7x11x1): Measurement grid: dx=15mm, dy=15mm
Maximum value of SAR (measured) = 0.161 mW/g

High Channel 11/Zoom Scan (7x7x7)/Cube 0: Measurement grid: dx=5mm, dy=5mm, dz=5mm
Reference Value = 9.44 V/m
Peak SAR (extrapolated) = 0.366 W/kg

SAR(1 g) = 0.163 mW/g; SAR(10 g) = 0.080 mW/g
Maximum value of SAR (measured) = 0.177 mW/g

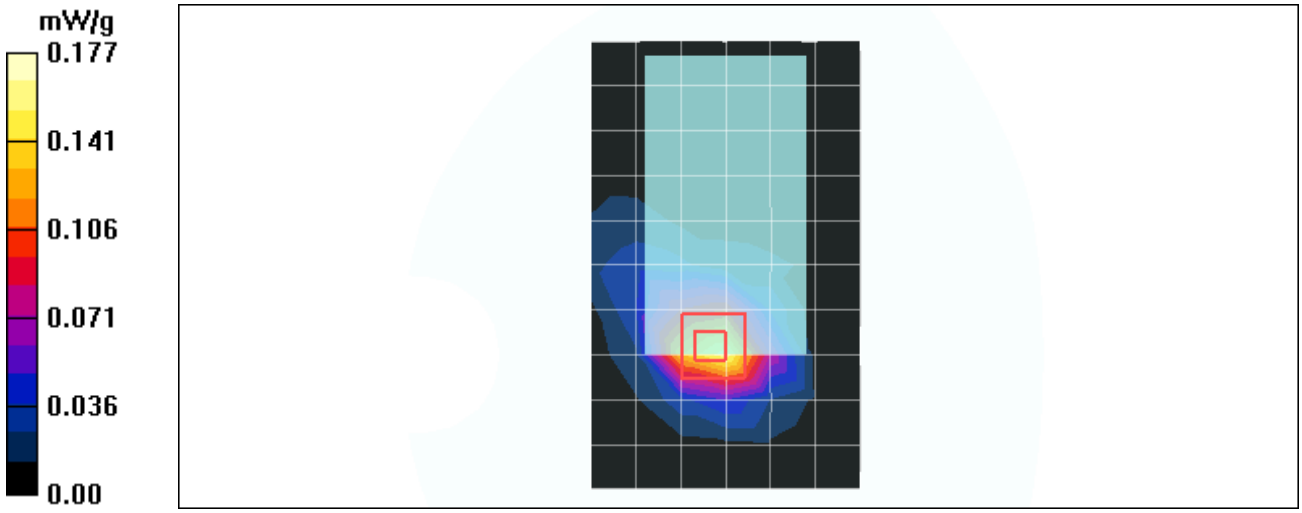

Date/Time: 2005/5/19 08:37:06

Test Laboratory: Advance Data Technology

WCB-210A Short shell C600 Mode 10 11g

DUT: Wireless 802.11b Cardbus Card ; Type: WCB-210A ; Test Frequency: 2412 MHz

Communication System: 802.11g ; Frequency: 2412 MHz ; Duty Cycle: 1:1 ; Modulation type: OFDM
Medium: MSL2450 Medium parameters used: f = 2412 MHz; σ = 1.99 mho/m; ε_r = 54.1; ρ = 1000 kg/m^3 ; Liquid level : 150mm
Phantom section: Flat Section ; Separation distance : 12 mm (The bottom side of the EUT to the Phantom)
Antenna type : Internal Antenna ; Air temp. : 22.0 degrees ; Liquid temp. : 21.0 degrees
DASY4 Configuration:
- Probe: ET3DV6 - SN1790 ; ConvF(4.35, 4.35, 4.35) ; Calibrated: 2004/12/20
- Sensor-Surface: 4mm (Mechanical Surface Detection)
- Electronics: DAE3 Sn579 ; Calibrated: 2005/3/23
- Phantom: SAM 12 ; Type: SAM V4.0 ; Serial: TP 1202
- Measurement SW: DASY4, V4.5 Build 19 ; Postprocessing SW: SEMCAD, V1.8 Build 146

Low Channel 1/Area Scan (7x11x1): Measurement grid: dx=15mm, dy=15mm
Maximum value of SAR (measured) = 0.098 mW/g

Low Channel 1/Zoom Scan (7x7x7)/Cube 0: Measurement grid: dx=5mm, dy=5mm, dz=5mm
Reference Value = 7.35 V/m
Peak SAR (extrapolated) = 0.242 W/kg

SAR(1 g) = 0.095 mW/g; SAR(10 g) = 0.048 mW/g
Maximum value of SAR (measured) = 0.105 mW/g

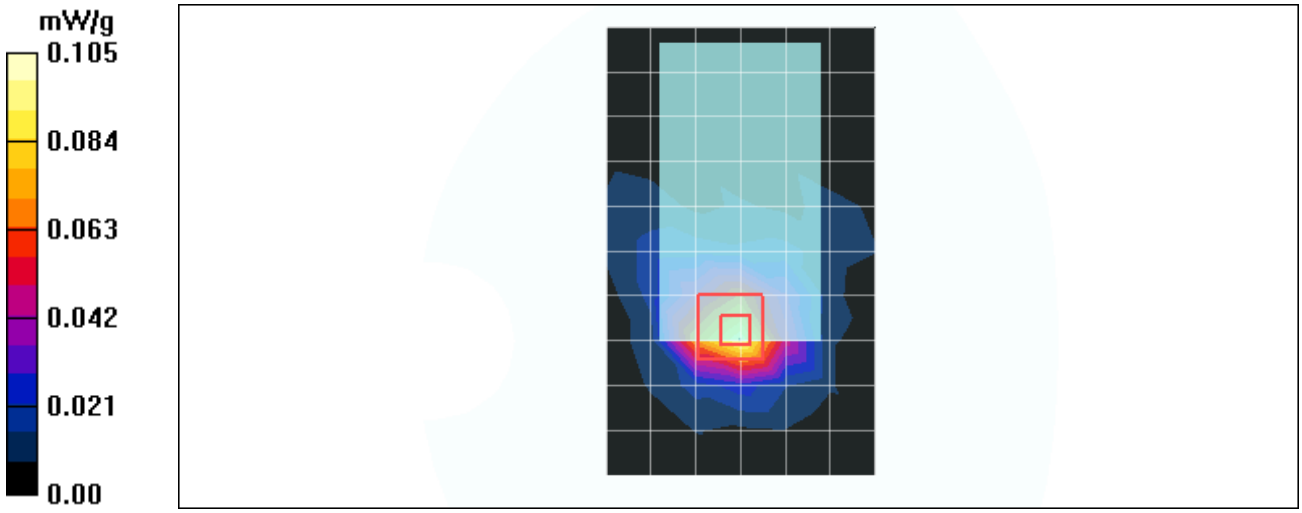

Date/Time: 2005/5/19 09:02:12

Test Laboratory: Advance Data Technology

WCB-210A Short shell C600 Mode 10 11g

DUT: Wireless 802.11b Cardbus Card ; Type: WCB-210A ; Test Frequency: 2437 MHz

Communication System: 802.11g ; Frequency: 2437 MHz ; Duty Cycle: 1:1 ; Modulation type: OFDM
Medium: MSL2450 Medium parameters used: f = 2437 MHz; σ = 2.02 mho/m; ε_r = 54; ρ = 1000 kg/m^3 ; Liquid level : 150mm
Phantom section: Flat Section ; Separation distance : 12 mm (The bottom side of the EUT to the Phantom)
Antenna type : Internal Antenna ; Air temp. : 22.0 degrees ; Liquid temp. : 21.0 degrees
DASY4 Configuration:
- Probe: ET3DV6 - SN1790 ; ConvF(4.35, 4.35, 4.35) ; Calibrated: 2004/12/20
- Sensor-Surface: 4mm (Mechanical Surface Detection)
- Electronics: DAE3 Sn579 ; Calibrated: 2005/3/23
- Phantom: SAM 12 ; Type: SAM V4.0 ; Serial: TP 1202
- Measurement SW: DASY4, V4.5 Build 19 ; Postprocessing SW: SEMCAD, V1.8 Build 146

Middle Channel 6/Area Scan (7x11x1): Measurement grid: dx=15mm, dy=15mm
Maximum value of SAR (measured) = 0.083 mW/g

Middle Channel 6/Zoom Scan (7x7x7)/Cube 0: Measurement grid: dx=5mm, dy=5mm, dz=5mm
Reference Value = 6.81 V/m
Peak SAR (extrapolated) = 0.176 W/kg

SAR(1 g) = 0.078 mW/g; SAR(10 g) = 0.038 mW/g
Maximum value of SAR (measured) = 0.086 mW/g

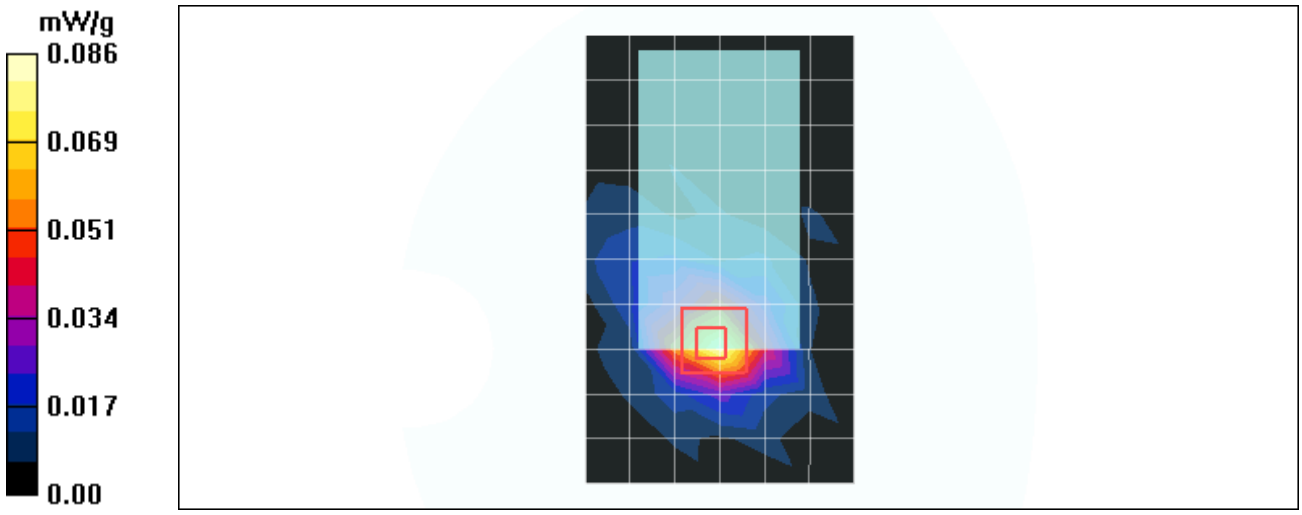

Date/Time: 2005/5/19 09:25:27

Test Laboratory: Advance Data Technology

WCB-210A Short shell C600 Mode 10 11g

DUT: Wireless 802.11b Cardbus Card ; Type: WCB-210A ; Test Frequency: 2462 MHz

Communication System: 802.11g ; Frequency: 2462 MHz ; Duty Cycle: 1:1 ; Modulation type: OFDM
Medium: MSL2450 Medium parameters used: f = 2462 MHz; σ = 2.05 mho/m; ε_r = 53.9; ρ = 1000 kg/m^3 ; Liquid level : 150mm
Phantom section: Flat Section ; Separation distance : 12 mm (The bottom side of the EUT to the Phantom)
Antenna type : Internal Antenna ; Air temp. : 22.0 degrees ; Liquid temp. : 21.0 degrees
DASY4 Configuration:
- Probe: ET3DV6 - SN1790 ; ConvF(4.35, 4.35, 4.35) ; Calibrated: 2004/12/20
- Sensor-Surface: 4mm (Mechanical Surface Detection)
- Electronics: DAE3 Sn579 ; Calibrated: 2005/3/23
- Phantom: SAM 12 ; Type: SAM V4.0 ; Serial: TP 1202
- Measurement SW: DASY4, V4.5 Build 19 ; Postprocessing SW: SEMCAD, V1.8 Build 146

High Channel 11/Area Scan (7x11x1): Measurement grid: dx=15mm, dy=15mm
Maximum value of SAR (measured) = 0.079 mW/g

High Channel 11/Zoom Scan (7x7x7)/Cube 0: Measurement grid: dx=5mm, dy=5mm, dz=5mm
Reference Value = 6.41 V/m
Peak SAR (extrapolated) = 0.174 W/kg

SAR(1 g) = 0.078 mW/g; SAR(10 g) = 0.038 mW/g
Maximum value of SAR (measured) = 0.086 mW/g

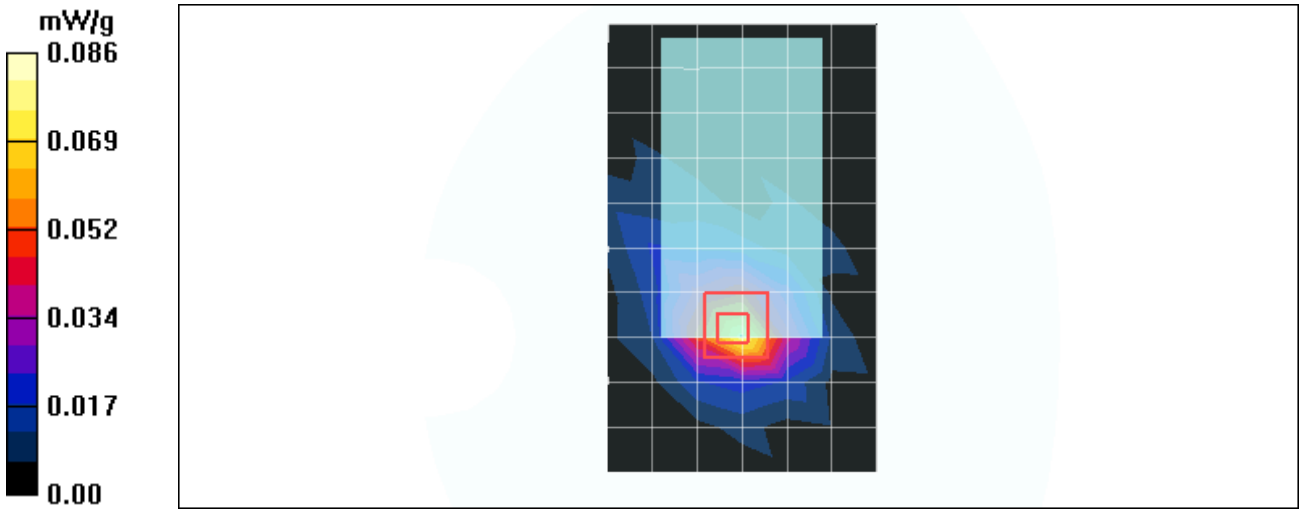

Date/Time: 2005/5/19 09:48:27

Test Laboratory: Advance Data Technology

WCB-210A Long shell C600 Mode 11 11b

DUT: Wireless 802.11b Cardbus Card ; Type: WCB-210A ; Test Frequency: 2412 MHz

Communication System: 802.11b ; Frequency: 2412 MHz ; Duty Cycle: 1:1 ; Modulation type: CCK
Medium: MSL2450 Medium parameters used: f = 2412 MHz; σ = 1.99 mho/m; ε_r = 54.1; ρ = 1000 kg/m^3 ; Liquid level : 150mm
Phantom section: Flat Section ; Separation distance : 12 mm (The bottom side of the EUT to the Phantom)
Antenna type : Internal Antenna ; Air temp. : 22.0 degrees ; Liquid temp. : 21.0 degrees
DASY4 Configuration:
- Probe: ET3DV6 - SN1790 ; ConvF(4.35, 4.35, 4.35) ; Calibrated: 2004/12/20
- Sensor-Surface: 4mm (Mechanical Surface Detection)
- Electronics: DAE3 Sn579 ; Calibrated: 2005/3/23
- Phantom: SAM 12 ; Type: SAM V4.0 ; Serial: TP 1202
- Measurement SW: DASY4, V4.5 Build 19 ; Postprocessing SW: SEMCAD, V1.8 Build 146

Low Channel 1/Area Scan (7x12x1): Measurement grid: dx=15mm, dy=15mm
Maximum value of SAR (measured) = 0.142 mW/g

Low Channel 1/Zoom Scan (7x7x7)/Cube 0: Measurement grid: dx=5mm, dy=5mm, dz=5mm
Reference Value = 4.45 V/m
Peak SAR (extrapolated) = 0.368 W/kg

SAR(1 g) = 0.166 mW/g; SAR(10 g) = 0.081 mW/g
Maximum value of SAR (measured) = 0.181 mW/g

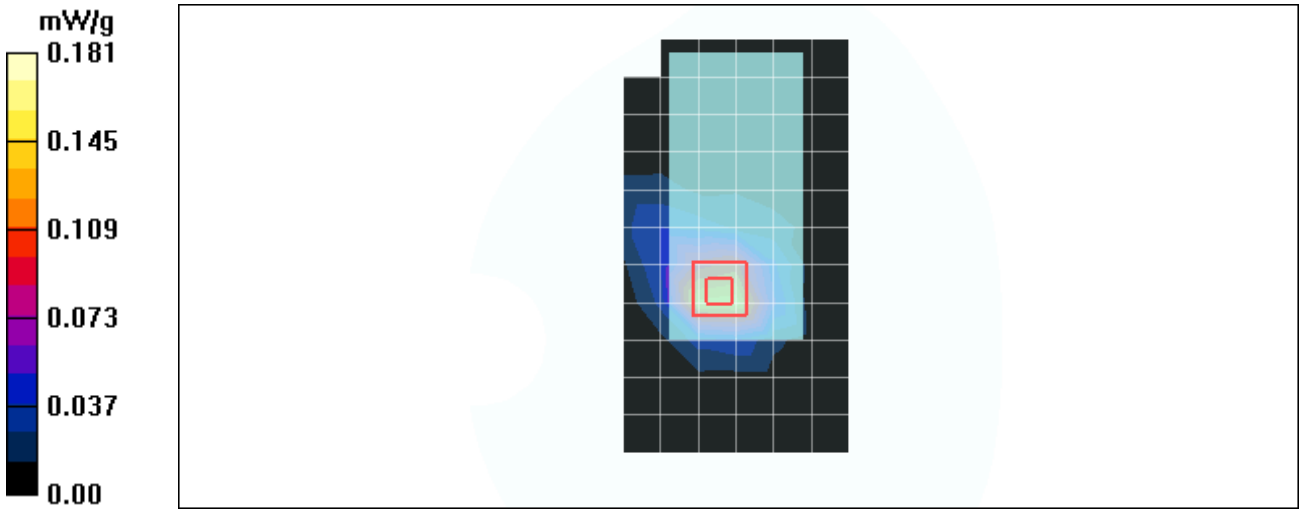

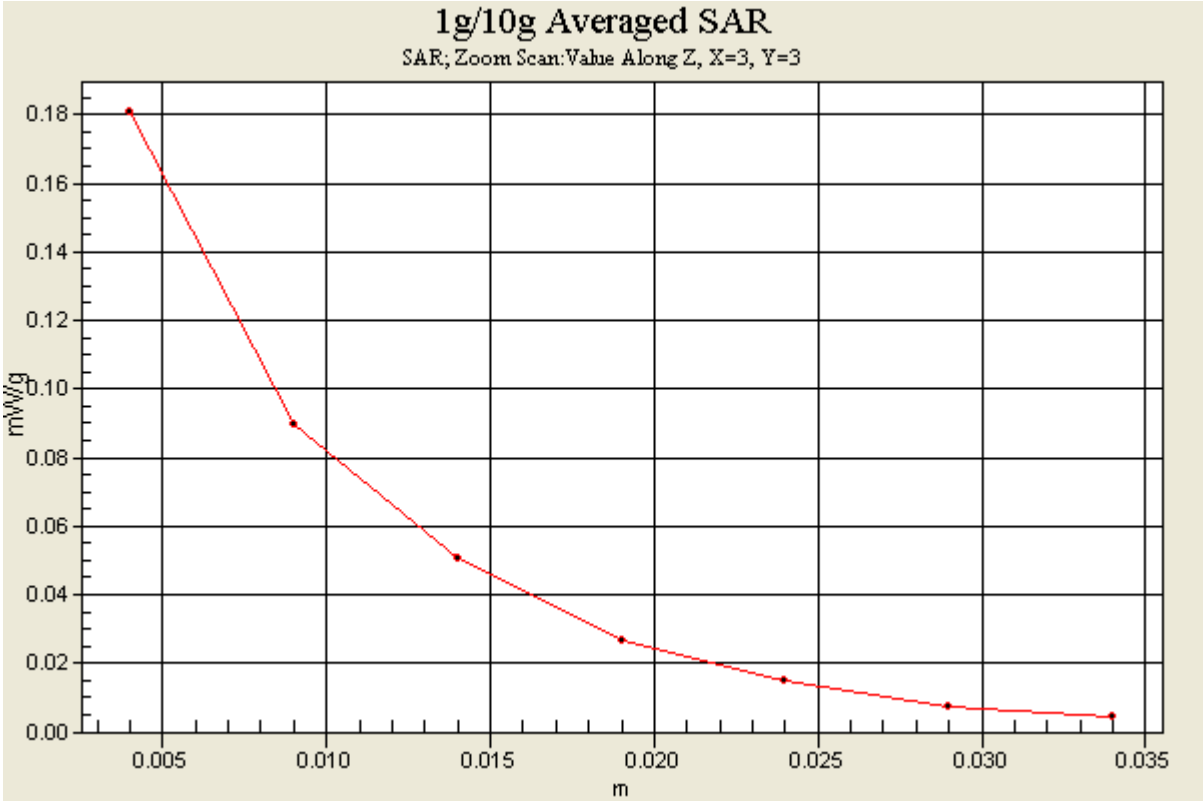
1g/10g Averaged SAR
SAR; Zoom Scan:Value Along Z, X=3, Y=3
mW/g
0.18
0.16
0.14
0.12
0.10
0.08
0.06
0.04
0.02
0.00
0.005
0.010
0.015
0.020
0.025
0.030
0.035
m

Date/Time: 2005/5/19 10:17:55

Test Laboratory: Advance Data Technology

WCB-210A Long shell C600 Mode 11 11b

DUT: Wireless 802.11b Cardbus Card ; Type: WCB-210A ; Test Frequency: 2437 MHz

Communication System: 802.11b ; Frequency: 2437 MHz ; Duty Cycle: 1:1 ; Modulation type: CCK
Medium: MSL2450 Medium parameters used: f = 2437 MHz; σ = 2.02 mho/m; ε_r = 54; ρ = 1000 kg/m^3 ; Liquid level : 150mm
Phantom section: Flat Section ; Separation distance : 12 mm (The bottom side of the EUT to the Phantom)
Antenna type : Internal Antenna ; Air temp. : 22.0 degrees ; Liquid temp. : 21.0 degrees
DASY4 Configuration:
- Probe: ET3DV6 - SN1790 ; ConvF(4.35, 4.35, 4.35) ; Calibrated: 2004/12/20
- Sensor-Surface: 4mm (Mechanical Surface Detection)
- Electronics: DAE3 Sn579 ; Calibrated: 2005/3/23
- Phantom: SAM 12 ; Type: SAM V4.0 ; Serial: TP 1202
- Measurement SW: DASY4, V4.5 Build 19 ; Postprocessing SW: SEMCAD, V1.8 Build 146

Middle Channel 6/Area Scan (7x12x1): Measurement grid: dx=15mm, dy=15mm
Maximum value of SAR (measured) = 0.122 mW/g

Middle Channel 6/Zoom Scan (7x7x7)/Cube 0: Measurement grid: dx=5mm, dy=5mm, dz=5mm
Reference Value = 3.96 V/m
Peak SAR (extrapolated) = 0.317 W/kg

SAR(1 g) = 0.141 mW/g; SAR(10 g) = 0.070 mW/g
Maximum value of SAR (measured) = 0.156 mW/g

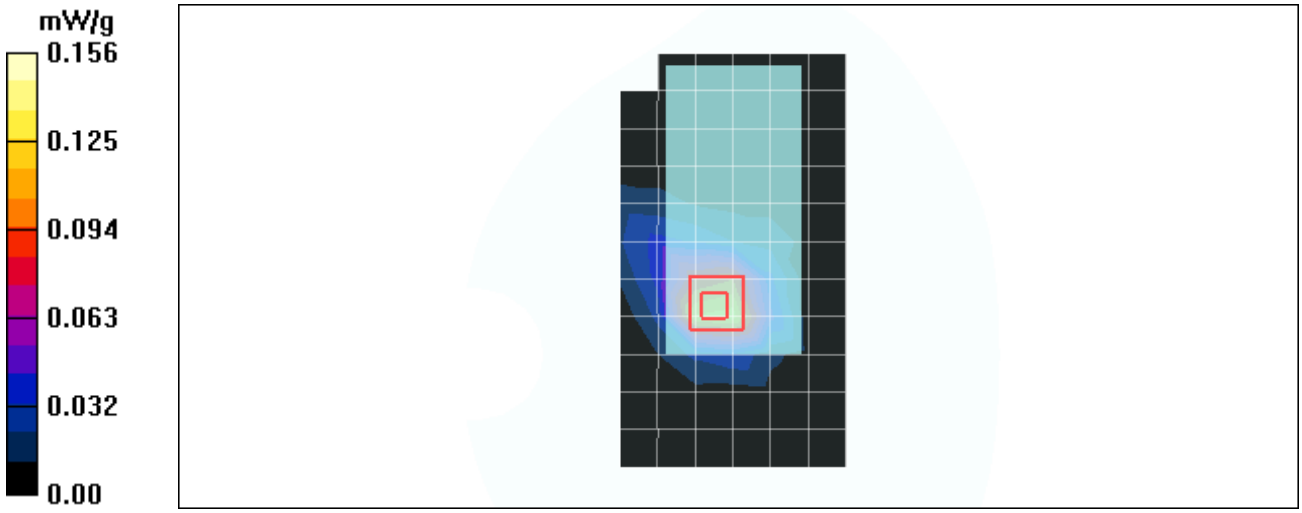

Date/Time: 2005/5/19 10:39:20

Test Laboratory: Advance Data Technology

WCB-210A Long shell C600 Mode 11 11b

DUT: Wireless 802.11b Cardbus Card ; Type: WCB-210A ; Test Frequency: 2462 MHz

Communication System: 802.11b ; Frequency: 2462 MHz ; Duty Cycle: 1:1 ; Modulation type: CCK
Medium: MSL2450 Medium parameters used: f = 2462 MHz; σ = 2.05 mho/m; ε_r = 53.9; ρ = 1000 kg/m^3 ; Liquid level : 150mm
Phantom section: Flat Section ; Separation distance : 12 mm (The bottom side of the EUT to the Phantom)
Antenna type : Internal Antenna ; Air temp. : 22.0 degrees ; Liquid temp. : 21.0 degrees
DASY4 Configuration:
- Probe: ET3DV6 - SN1790 ; ConvF(4.35, 4.35, 4.35) ; Calibrated: 2004/12/20
- Sensor-Surface: 4mm (Mechanical Surface Detection)
- Electronics: DAE3 Sn579 ; Calibrated: 2005/3/23
- Phantom: SAM 12 ; Type: SAM V4.0 ; Serial: TP 1202
- Measurement SW: DASY4, V4.5 Build 19 ; Postprocessing SW: SEMCAD, V1.8 Build 146

High Channel 11/Area Scan (7x12x1): Measurement grid: dx=15mm, dy=15mm
Maximum value of SAR (measured) = 0.107 mW/g

High Channel 11/Zoom Scan (7x7x7)/Cube 0: Measurement grid: dx=5mm, dy=5mm, dz=5mm
Reference Value = 3.64 V/m
Peak SAR (extrapolated) = 0.289 W/kg

SAR(1 g) = 0.128 mW/g; SAR(10 g) = 0.063 mW/g
Maximum value of SAR (measured) = 0.140 mW/g

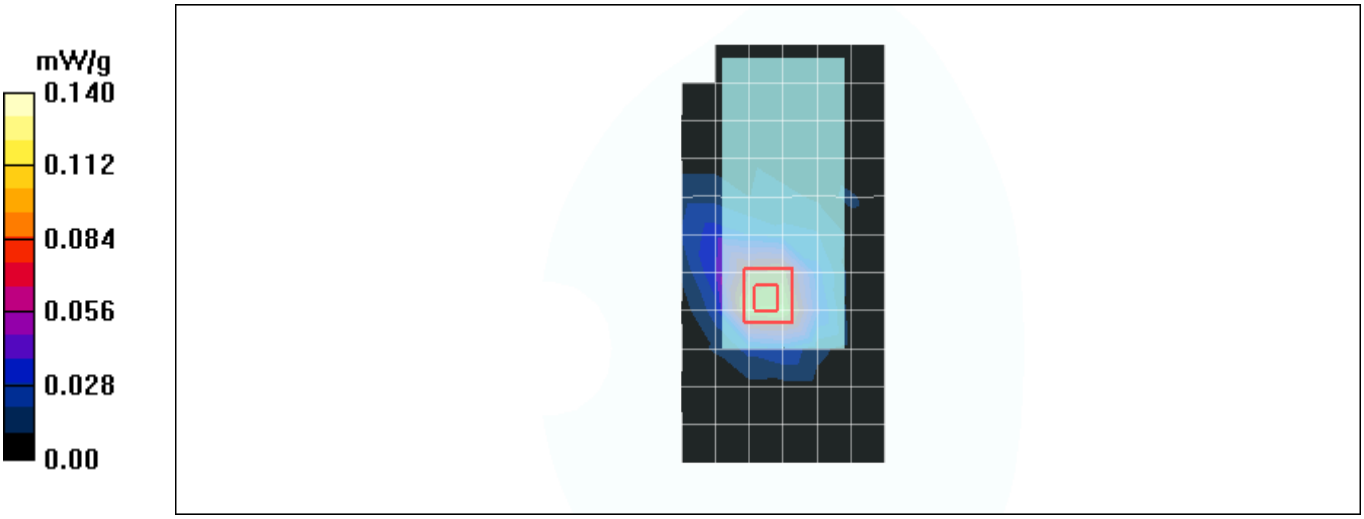

Date/Time: 2005/5/19 11:01:13

Test Laboratory: Advance Data Technology

WCB-210A Long shell C600 Mode 12 11g

DUT: Wireless 802.11b Cardbus Card ; Type: WCB-210A ; Test Frequency: 2412 MHz

Communication System: 802.11g ; Frequency: 2412 MHz ; Duty Cycle: 1:1 ; Modulation type: OFDM
Medium: MSL2450 Medium parameters used: f = 2412 MHz; σ = 1.99 mho/m; ε_r = 54.1; ρ = 1000 kg/m^3 ; Liquid level : 150mm
Phantom section: Flat Section ; Separation distance : 12 mm (The bottom side of the EUT to the Phantom)
Antenna type : Internal Antenna ; Air temp. : 22.0 degrees ; Liquid temp. : 21.0 degrees
DASY4 Configuration:
- Probe: ET3DV6 - SN1790 ; ConvF(4.35, 4.35, 4.35) ; Calibrated: 2004/12/20
- Sensor-Surface: 4mm (Mechanical Surface Detection)
- Electronics: DAE3 Sn579 ; Calibrated: 2005/3/23
- Phantom: SAM 12 ; Type: SAM V4.0 ; Serial: TP 1202
- Measurement SW: DASY4, V4.5 Build 19 ; Postprocessing SW: SEMCAD, V1.8 Build 146

Low Channel 1/Area Scan (7x11x1): Measurement grid: dx=15mm, dy=15mm
Maximum value of SAR (measured) = 0.087 mW/g

Low Channel 1/Zoom Scan (7x7x7)/Cube 0: Measurement grid: dx=5mm, dy=5mm, dz=5mm
Reference Value = 3.27 V/m
Peak SAR (extrapolated) = 0.205 W/kg

SAR(1 g) = 0.093 mW/g; SAR(10 g) = 0.046 mW/g
Maximum value of SAR (measured) = 0.101 mW/g

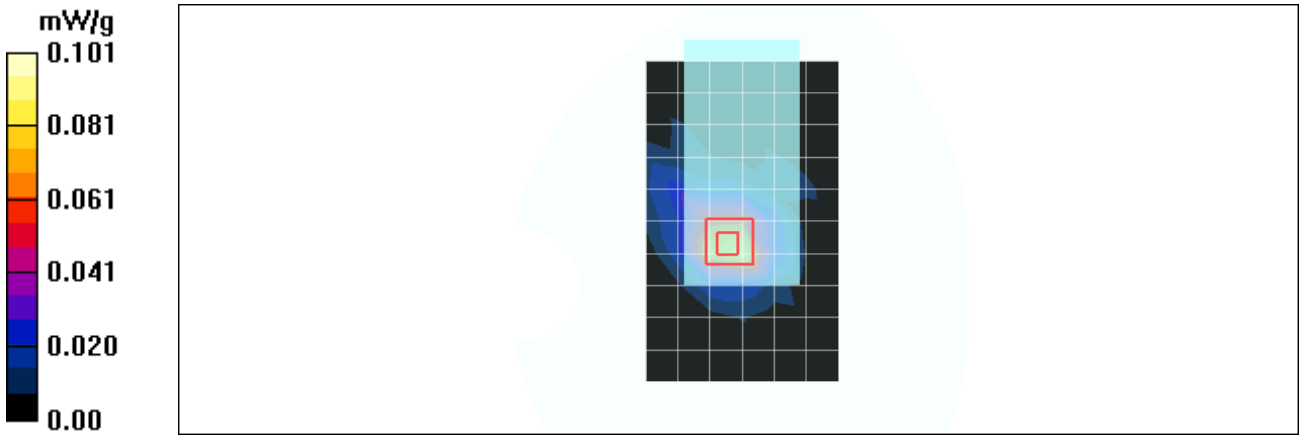

Date/Time: 2005/5/19 11:25:57

Test Laboratory: Advance Data Technology

WCB-210A Long shell C600 Mode 12 11g

DUT: Wireless 802.11b Cardbus Card ; Type: WCB-210A ; Test Frequency: 2437 MHz

Communication System: 802.11g ; Frequency: 2437 MHz ; Duty Cycle: 1:1 ; Modulation type: OFDM
Medium: MSL2450 Medium parameters used: f = 2437 MHz; σ = 2.02 mho/m; ε_r = 54; ρ = 1000 kg/m^3 ; Liquid level : 150mm
Phantom section: Flat Section ; Separation distance : 12 mm (The bottom side of the EUT to the Phantom)
Antenna type : Internal Antenna ; Air temp. : 22.0 degrees ; Liquid temp. : 21.0 degrees
DASY4 Configuration:
- Probe: ET3DV6 - SN1790 ; ConvF(4.35, 4.35, 4.35) ; Calibrated: 2004/12/20
- Sensor-Surface: 4mm (Mechanical Surface Detection)
- Electronics: DAE3 Sn579 ; Calibrated: 2005/3/23
- Phantom: SAM 12 ; Type: SAM V4.0 ; Serial: TP 1202
- Measurement SW: DASY4, V4.5 Build 19 ; Postprocessing SW: SEMCAD, V1.8 Build 146

Middle Channel 6/Area Scan (7x11x1): Measurement grid: dx=15mm, dy=15mm
Maximum value of SAR (measured) = 0.075 mW/g

Middle Channel 6/Zoom Scan (7x7x7)/Cube 0: Measurement grid: dx=5mm, dy=5mm, dz=5mm
Reference Value = 3.09 V/m
Peak SAR (extrapolated) = 0.190 W/kg

SAR(1 g) = 0.086 mW/g; SAR(10 g) = 0.042 mW/g
Maximum value of SAR (measured) = 0.094 mW/g

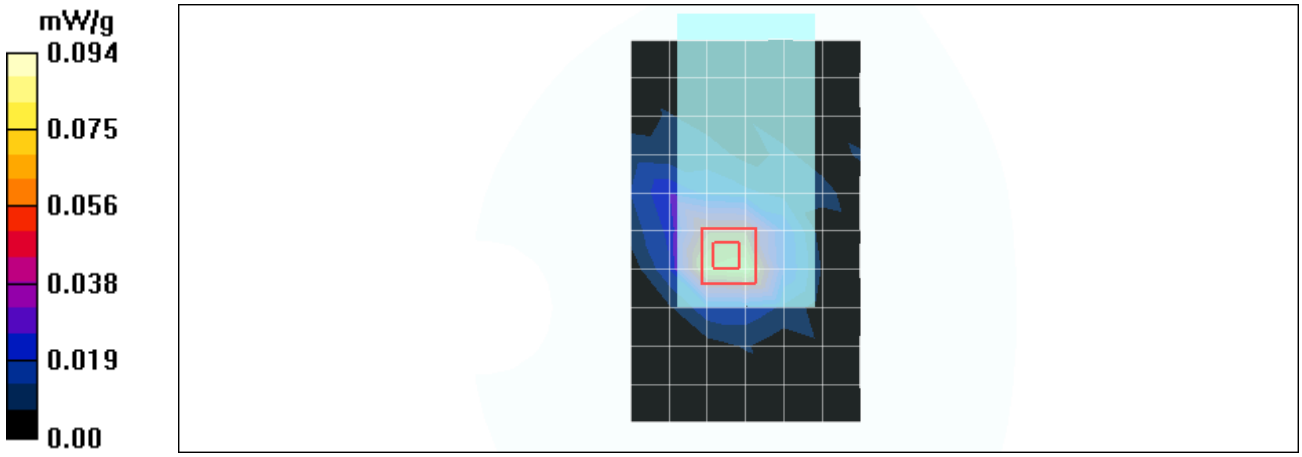

Date/Time: 2005/5/19 11:51:41

Test Laboratory: Advance Data Technology

WCB-210A Long shell C600 Mode 12 11g

DUT: Wireless 802.11b Cardbus Card ; Type: WCB-210A ; Test Frequency: 2462 MHz

Communication System: 802.11g ; Frequency: 2462 MHz ; Duty Cycle: 1:1 ; Modulation type: OFDM
Medium: MSL2450 Medium parameters used: f = 2462 MHz; σ = 2.05 mho/m; ε_r = 53.9; ρ = 1000 kg/m^3 ; Liquid level : 150mm
Phantom section: Flat Section ; Separation distance : 12 mm (The bottom side of the EUT to the Phantom)
Antenna type : Internal Antenna ; Air temp. : 22.0 degrees ; Liquid temp. : 21.0 degrees
DASY4 Configuration:
- Probe: ET3DV6 - SN1790 ; ConvF(4.35, 4.35, 4.35) ; Calibrated: 2004/12/20
- Sensor-Surface: 4mm (Mechanical Surface Detection)
- Electronics: DAE3 Sn579 ; Calibrated: 2005/3/23
- Phantom: SAM 12 ; Type: SAM V4.0 ; Serial: TP 1202
- Measurement SW: DASY4, V4.5 Build 19 ; Postprocessing SW: SEMCAD, V1.8 Build 146

High Channel 11/Area Scan (7x11x1): Measurement grid: dx=15mm, dy=15mm
Maximum value of SAR (measured) = 0.061 mW/g

High Channel 11/Zoom Scan (7x7x7)/Cube 0: Measurement grid: dx=5mm, dy=5mm, dz=5mm
Reference Value = 2.68 V/m
Peak SAR (extrapolated) = 0.157 W/kg

SAR(1 g) = 0.070 mW/g; SAR(10 g) = 0.034 mW/g
Maximum value of SAR (measured) = 0.075 mW/g

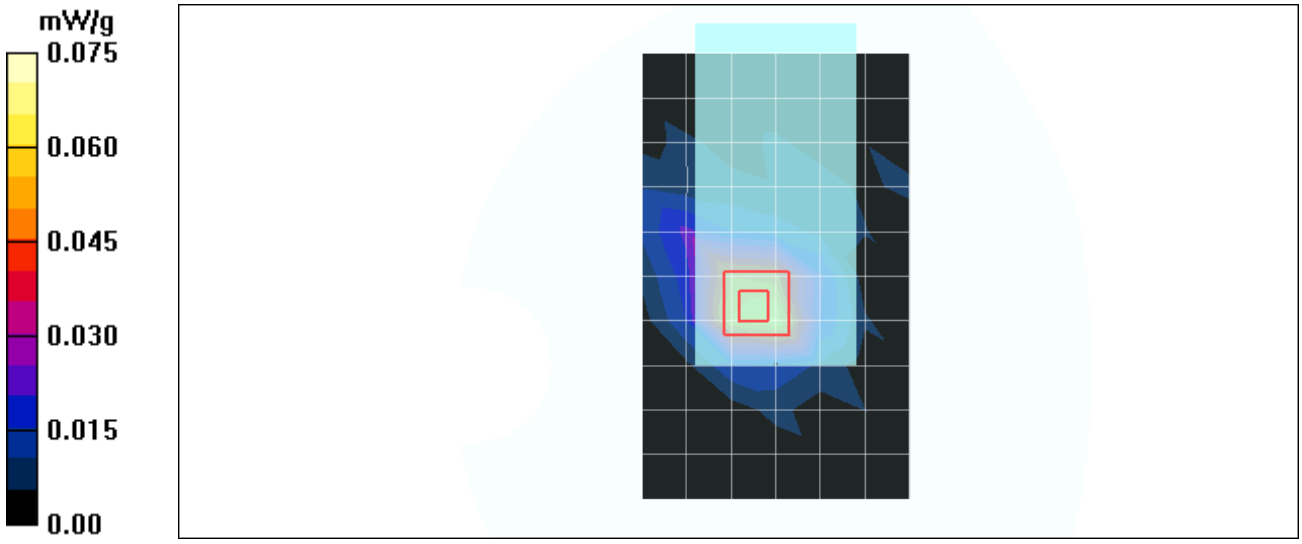

Date/Time: 2005/5/19 09:02:13

Test Laboratory: Advance Data Technology

System Validation Check-MSL 2450MHz 2005-05-19

DUT: Dipole 2450 MHz ; Type: D2450V2 ; Serial: 737 ; Test Frequency: 2450 MHz

Communication System: CW ; Frequency: 2450 MHz; Duty Cycle: 1:1; Modulation type: CW
Medium: MSL2450;Medium parameters used: f = 2450 MHz; σ = 2.04 mho/m; ε_r = 53.9; ρ = 1000 kg/m^3 ; Liquid level : 150 mm
Phantom section: Flat Section ; Separation distance : 10 mm (The feetpoint of the dipole to the Phantom)Air temp. : 22.0 degrees ; Liquid temp. : 21.0 degrees
DASY4 Configuration:
- Probe: ET3DV6 - SN1790 ; ConvF(4.35, 4.35, 4.35) ; Calibrated: 2004/12/20
- Sensor-Surface: 4mm (Mechanical Surface Detection)
- Electronics: DAE3 Sn579; Calibrated: 2005/3/23
- Phantom: SAM 12; Type: SAM V4.0; Serial: TP 1202
- Measurement SW: DASY4, V4.5 Build 19; Postprocessing SW: SEMCAD, V1.8 Build 146

d=10mm, Pin=250mW/Area Scan (5x7x1): Measurement grid: dx=15mm, dy=15mm
Maximum value of SAR (measured) = 13.9 mW/g

d=10mm, Pin=250mW/Zoom Scan (7x7x7)/Cube 0: Measurement grid: dx=5mm, dy=5mm, dz=5mm
Reference Value = 87.0 V/m; Power Drift = -0.047 dB
Peak SAR (extrapolated) = 26.6 W/kg

SAR(1 g) = 12.3 mW/g; SAR(10 g) = 5.67 mW/g
Maximum value of SAR (measured) = 14.0 mW/g

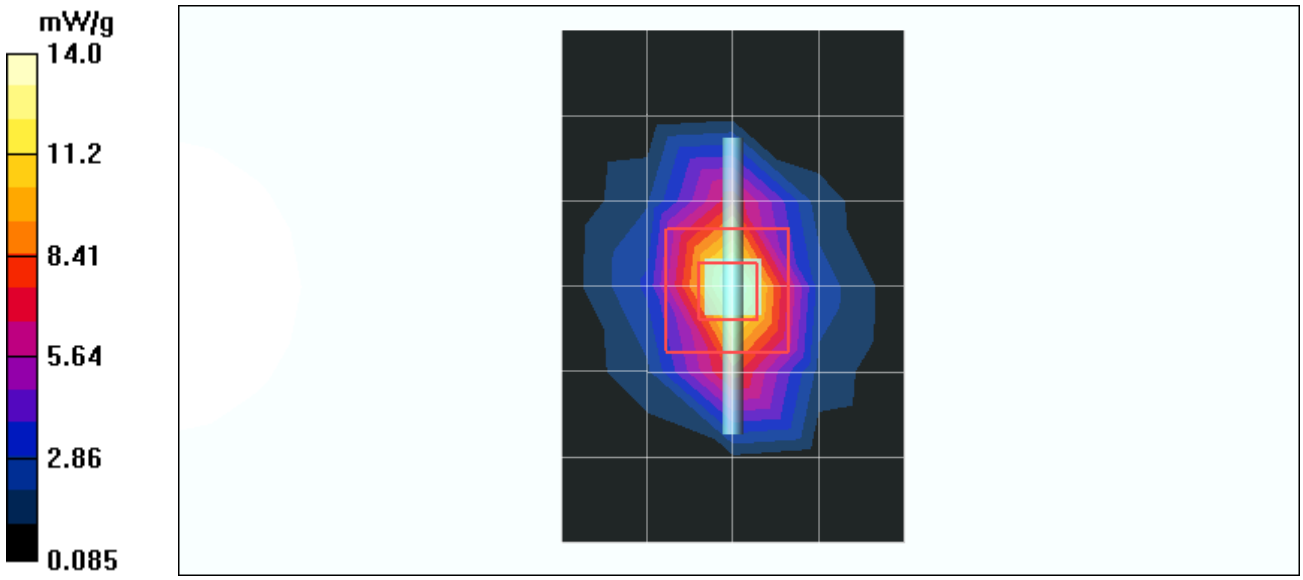

APPENDIX B: ADT SAR MEASUREMENT SYSTEM

APPENDIX C: PHOTOGRAPHS OF SYSTEM VALIDATION