APPENDIX A: TEST CONFIGURATIONS AND TEST DATA
A1: TEST CONFIGURATION

Bottom Position of EUT

The Bottom of the EUT to the flat phantom distance 16 mm

EUT Photo



Liquid Level Photo

MSL 2450MHz D=150mm



Date/Time: 03/16/05 09:25:06

Test Laboratory: Advance Data Technology

WCB-210A-Mode 1 11b Bottom

DUT: WCB-210A ; Type: PCMCIA Card ; Test Frequency: 2412 MHz
Communication System: 802.11b ; Frequency: 2412 MHz ; Duty Cycle: 1:1 ; Modulation type: CCK
Medium: MSL2450 Medium parameters used: f = 2412 MHz; σ = 1.96 mho/m; ε_r = 50.9; ρ = 1000 kg/m^3 ; Liquid level : 150 mm
Phantom section: Flat Section ; Separation distance : 16 mm (The bottom side of the EUT to the Phantom)
Antenna type : Internal Antenna ; Air temp. : 22.0 degrees ; Liquid temp. : 21.0 degrees
DASY4 Configuration:
- Probe: ET3DV6 - SN1687 ; ConvF(4.23, 4.23, 4.23) ; Calibrated: 2004/8/26
- Sensor-Surface: 4mm (Mechanical Surface Detection)
- Electronics: DAE3 Sn510 ; Calibrated: 2004/8/17
- Phantom: SAM 12 ; Type: SAM V4.0 ; Serial: TP 1202
- Measurement SW: DASY4, V4.4 Build 3 ; Postprocessing SW: SEMCAD, V1.8 Build 130

Low Channel 1/Area Scan (7x9x1): Measurement grid: dx=15mm, dy=15mm
Maximum value of SAR (measured) = 0.160 mW/g

Low Channel 1/Zoom Scan (7x7x7)/Cube 0: Measurement grid: dx=5mm, dy=5mm, dz=5mm
Reference Value = 7.34 V/m
Peak SAR (extrapolated) = 0.311 W/kg

SAR(1 g) = 0.153 mW/g; SAR(10 g) = 0.082 mW/g
Maximum value of SAR (measured) = 0.166 mW/g

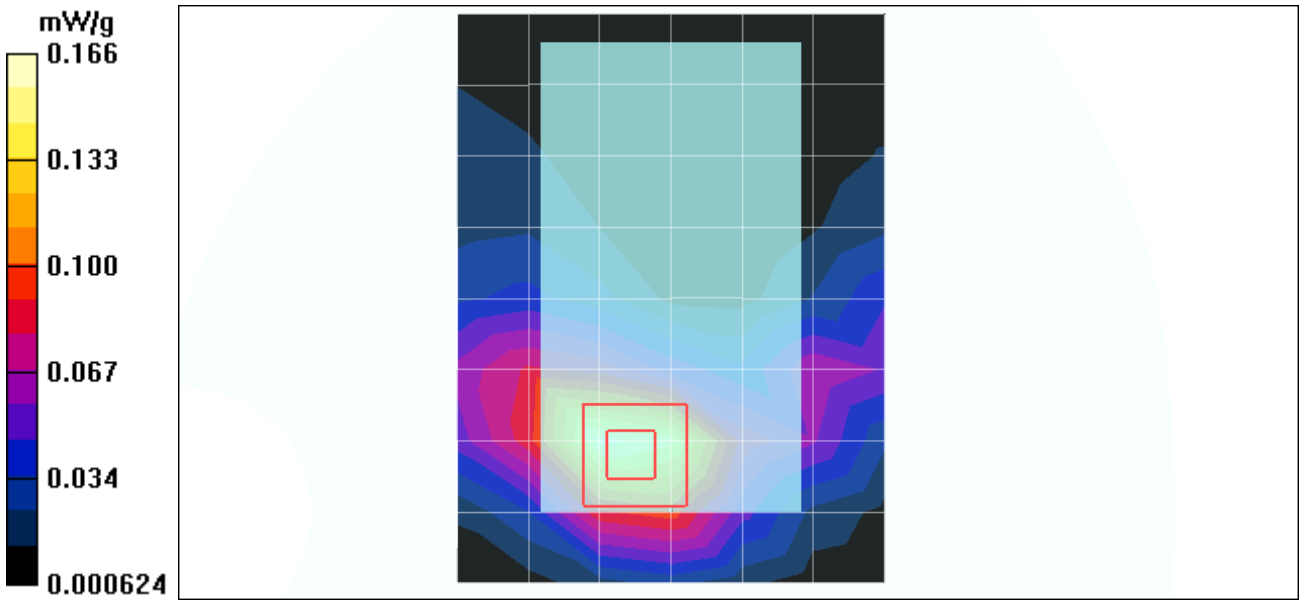

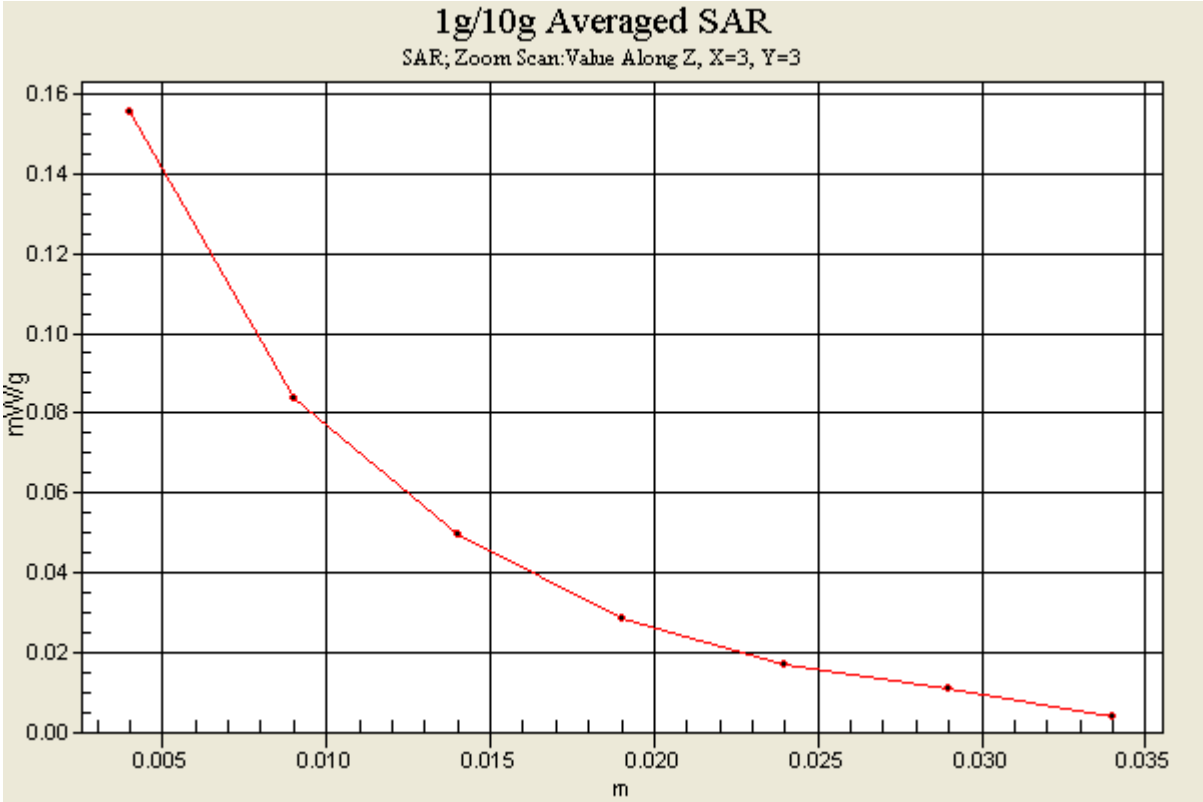
1g/10g Averaged SAR
SAR; Zoom Scan:Value Along Z, X=3, Y=3
mW/g
0.16
0.14
0.12
0.10
0.08
0.06
0.04
0.02
0.00
0.005
0.010
0.015
0.020
0.025
0.030
0.035
m

Date/Time: 03/16/05 09:58:20

Test Laboratory: Advance Data Technology

WCB-210A-Mode 1 11b Bottom

DUT: WCB-210A ; Type: PCMCIA Card ; Test Frequency: 2437 MHz
Communication System: 802.11b ; Frequency: 2437 MHz ; Duty Cycle: 1:1 ; Modulation type: CCK
Medium: MSL2450 Medium parameters used (interpolated): f = 2437 MHz; σ = 1.98 mho/m; ε_r = 50.9; ρ = 1000 kg/m^3 ; Liquid level : 150 mm
Phantom section: Flat Section ; Separation distance : 16 mm (The bottom side of the EUT to the Phantom)
Antenna type : Internal Antenna ; Air temp. : 22.0 degrees ; Liquid temp. : 21.0 degrees
DASY4 Configuration:
- Probe: ET3DV6 - SN1687 ; ConvF(4.23, 4.23, 4.23) ; Calibrated: 2004/8/26
- Sensor-Surface: 4mm (Mechanical Surface Detection)
- Electronics: DAE3 Sn510 ; Calibrated: 2004/8/17
- Phantom: SAM 12 ; Type: SAM V4.0 ; Serial: TP 1202
- Measurement SW: DASY4, V4.4 Build 3 ; Postprocessing SW: SEMCAD, V1.8 Build 130

Mid Channel 4/Area Scan (7x9x1): Measurement grid: dx=15mm, dy=15mm
Maximum value of SAR (measured) = 0.141 mW/g

Mid Channel 4/Zoom Scan (7x7x7)/Cube 0: Measurement grid: dx=5mm, dy=5mm, dz=5mm
Reference Value = 7.72 V/m
Peak SAR (extrapolated) = 0.296 W/kg

SAR(1 g) = 0.144 mW/g; SAR(10 g) = 0.077 mW/g
Maximum value of SAR (measured) = 0.156 mW/g

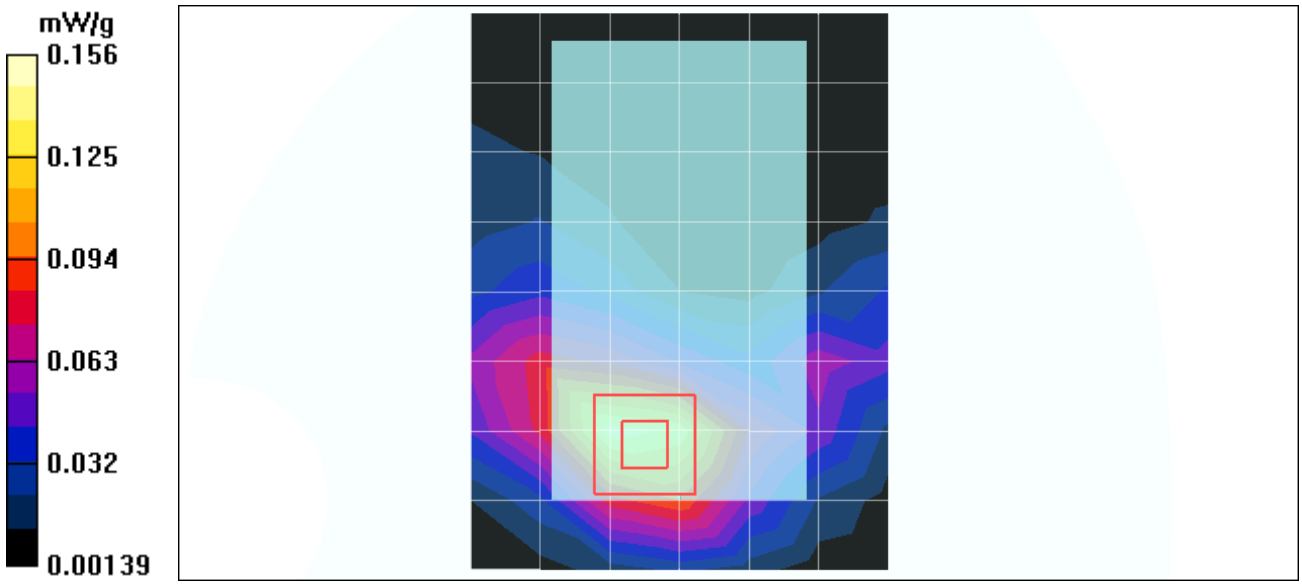

Date/Time: 03/16/05 10:23:42

Test Laboratory: Advance Data Technology

WCB-210A-Mode 1 11b

DUT: WCB-210A ; Type: PCMCIA Card ; Test Frequency: 2462 MHz
Communication System: 802.11b ; Frequency: 2462 MHz ; Duty Cycle: 1:1 ; Modulation type: CCK
Medium: MSL2450 Medium parameters used (interpolated): f = 2462 MHz; σ = 2.05 mho/m; ε_r = 50.8; ρ = 1000 kg/m^3 ; Liquid level : 150 mm
Phantom section: Flat Section ; Separation distance : 16 mm (The bottom side of the EUT to the Phantom)
Antenna type : Internal Antenna ; Air temp. : 22.0 degrees ; Liquid temp. : 21.0 degrees
DASY4 Configuration:
- Probe: ET3DV6 - SN1687 ; ConvF(4.23, 4.23, 4.23) ; Calibrated: 2004/8/26
- Sensor-Surface: 4mm (Mechanical Surface Detection)
- Electronics: DAE3 Sn510 ; Calibrated: 2004/8/17
- Phantom: SAM 12 ; Type: SAM V4.0 ; Serial: TP 1202
- Measurement SW: DASY4, V4.4 Build 3 ; Postprocessing SW: SEMCAD, V1.8 Build 130

Mid Channel 7/Area Scan (7x9x1): Measurement grid: dx=15mm, dy=15mm
Maximum value of SAR (measured) = 0.128 mW/g

Mid Channel 7/Zoom Scan (7x7x7)/Cube 0: Measurement grid: dx=5mm, dy=5mm, dz=5mm
Reference Value = 6.86 V/m
Peak SAR (extrapolated) = 0.276 W/kg

SAR(1 g) = 0.131 mW/g; SAR(10 g) = 0.069 mW/g
Maximum value of SAR (measured) = 0.141 mW/g

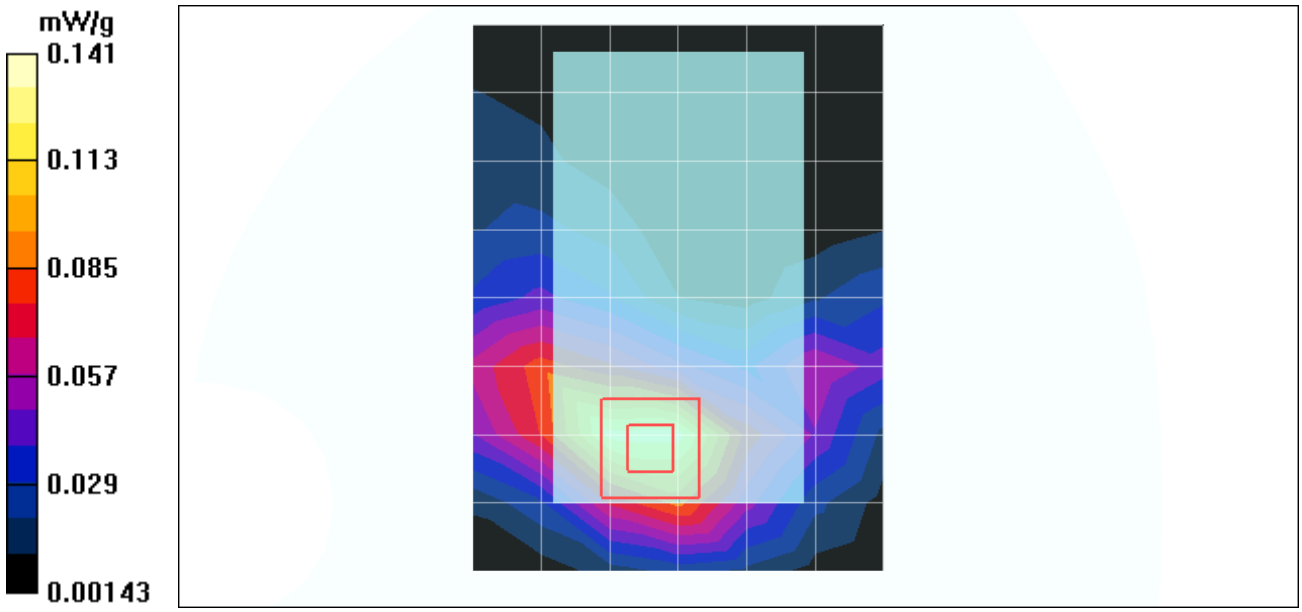

Date/Time: 03/16/05 10:45:11

Test Laboratory: Advance Data Technology

WCB-210A-Mode 2 11g Bottom

DUT: WCB-210A ; Type: PCMCIA Card ; Test Frequency: 2412 MHz
Communication System: 802.11g ; Frequency: 2412 MHz ; Duty Cycle: 1:1 ; Modulation type: OFDM
Medium: MSL2450 Medium parameters used: f = 2412 MHz; σ = 1.96 mho/m; ε_r = 50.9; ρ = 1000 kg/m^3 ; Liquid level : 150 mm
Phantom section: Flat Section ; Separation distance : 16 mm (The bottom side of the EUT to the Phantom)
Antenna type : Internal Antenna ; Air temp. : 22.0 degrees ; Liquid temp. : 21.0 degrees
DASY4 Configuration:
- Probe: ET3DV6 - SN1687 ; ConvF(4.23, 4.23, 4.23) ; Calibrated: 2004/8/26
- Sensor-Surface: 4mm (Mechanical Surface Detection)
- Electronics: DAE3 Sn510 ; Calibrated: 2004/8/17
- Phantom: SAM 12 ; Type: SAM V4.0 ; Serial: TP 1202
- Measurement SW: DASY4, V4.4 Build 3 ; Postprocessing SW: SEMCAD, V1.8 Build 130

Low Channel 1/Area Scan (7x9x1): Measurement grid: dx=15mm, dy=15mm
Maximum value of SAR (measured) = 0.075 mW/g

Low Channel 1/Zoom Scan (7x7x7)/Cube 0: Measurement grid: dx=5mm, dy=5mm, dz=5mm
Reference Value = 5.48 V/m
Peak SAR (extrapolated) = 0.944 W/kg

SAR(1 g) = 0.079 mW/g; SAR(10 g) = 0.040 mW/g
Maximum value of SAR (measured) = 0.086 mW/g

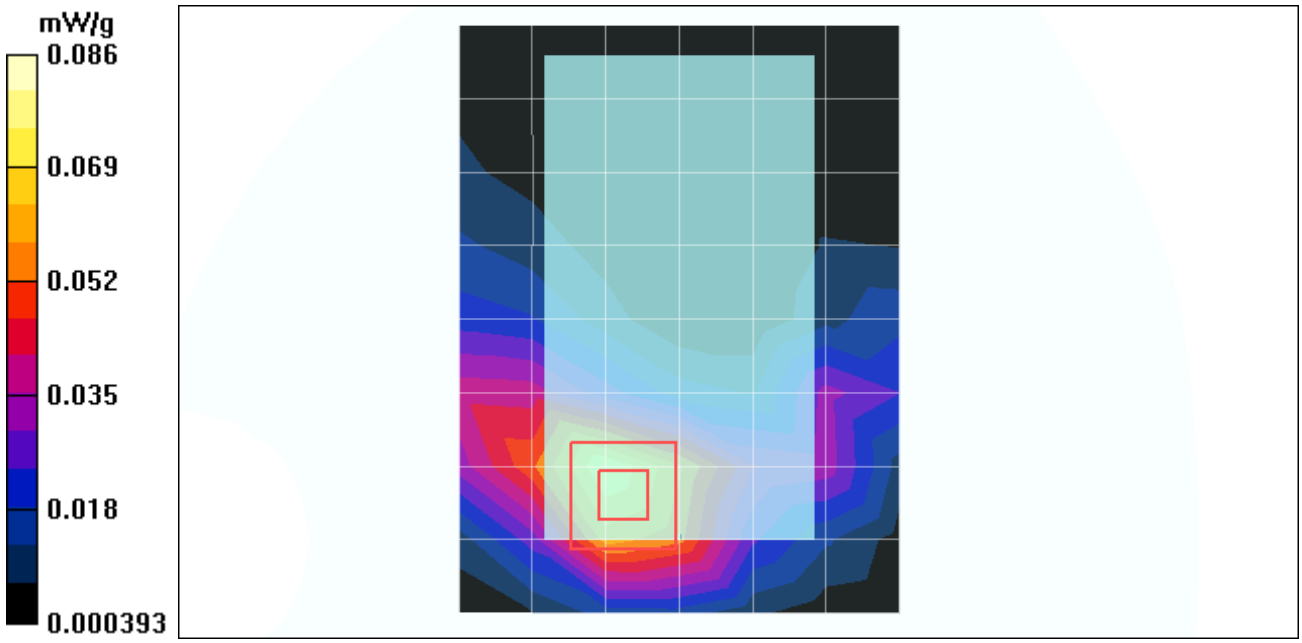

Date/Time: 03/16/05 11:08:53

Test Laboratory: Advance Data Technology

WCB-210A-Mode 2 11g Bottom

DUT: WCB-210A ; Type: PCMCIA Card ; Test Frequency: 2437 MHz
Communication System: 802.11g ; Frequency: 2437 MHz ; Duty Cycle: 1:1 ; Modulation type: OFDM
Medium: MSL2450 Medium parameters used (interpolated): f = 2437 MHz; σ = 1.98 mho/m; ε_r = 50.9; ρ = 1000 kg/m^3 ; Liquid level : 150 mm
Phantom section: Flat Section ; Separation distance : 16 mm (The bottom side of the EUT to the Phantom)
Antenna type : Internal Antenna ; Air temp. : 22.0 degrees ; Liquid temp. : 21.0 degrees
DASY4 Configuration:
- Probe: ET3DV6 - SN1687 ; ConvF(4.23, 4.23, 4.23) ; Calibrated: 2004/8/26
- Sensor-Surface: 4mm (Mechanical Surface Detection)
- Electronics: DAE3 Sn510 ; Calibrated: 2004/8/17
- Phantom: SAM 12 ; Type: SAM V4.0 ; Serial: TP 1202
- Measurement SW: DASY4, V4.4 Build 3 ; Postprocessing SW: SEMCAD, V1.8 Build 130

Mid Channel 6/Area Scan (7x9x1): Measurement grid: dx=15mm, dy=15mm
Maximum value of SAR (measured) = 0.070 mW/g

Mid Channel 6/Zoom Scan (7x7x7)/Cube 0: Measurement grid: dx=5mm, dy=5mm, dz=5mm
Reference Value = 5.44 V/m; Power Drift = 0.005 dB
Peak SAR (extrapolated) = 0.165 W/kg

SAR(1 g) = 0.079 mW/g; SAR(10 g) = 0.041 mW/g
Maximum value of SAR (measured) = 0.084 mW/g

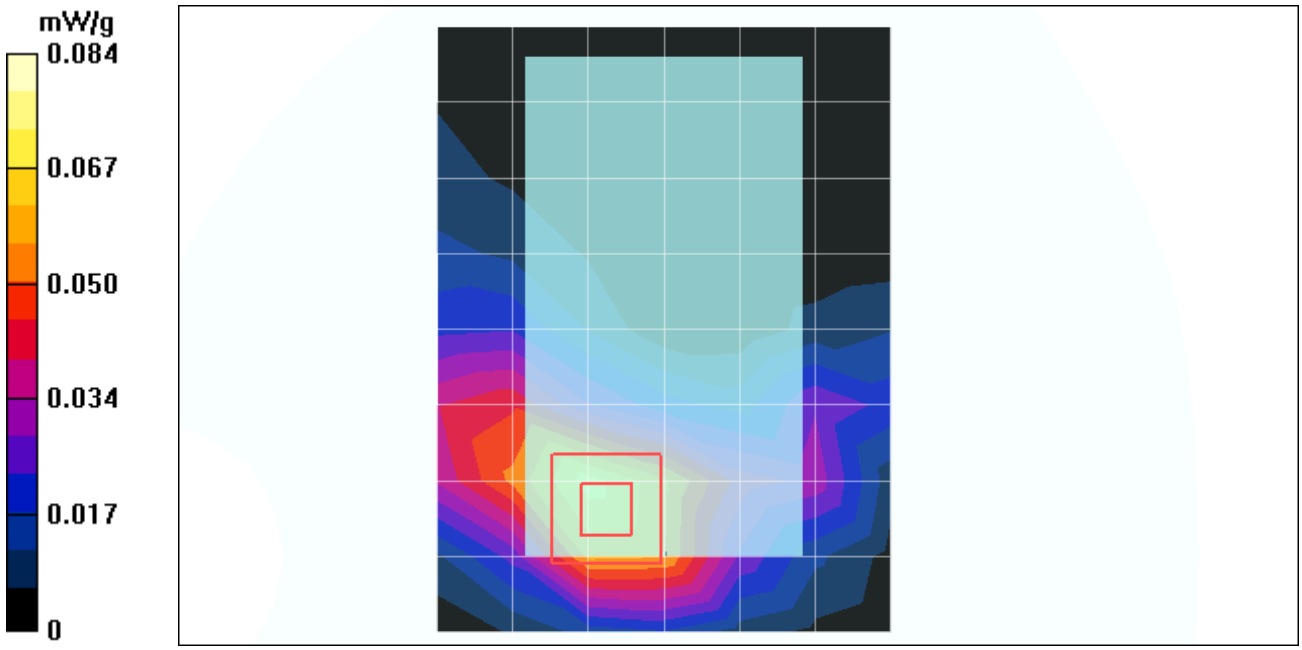

Date/Time: 03/16/05 11:33:28

Test Laboratory: Advance Data Technology

WCB-210A-Mode 2 11g

DUT: WCB-210A ; Type: PCMCIA Card ; Test Frequency: 2462 MHz
Communication System: 802.11g ; Frequency: 2462 MHz ; Duty Cycle: 1:1 ; Modulation type: OFDM
Medium: MSL2450 Medium parameters used (interpolated): f = 2462 MHz; σ = 2.05 mho/m; ε_r = 50.8; ρ = 1000 kg/m^3 ; Liquid level : 150 mm
Phantom section: Flat Section ; Separation distance : 16 mm (The bottom side of the EUT to the Phantom)
Antenna type : Internal Antenna ; Air temp. : 22.0 degrees ; Liquid temp. : 21.0 degrees
DASY4 Configuration:
- Probe: ET3DV6 - SN1687 ; ConvF(4.23, 4.23, 4.23) ; Calibrated: 2004/8/26
- Sensor-Surface: 4mm (Mechanical Surface Detection)
- Electronics: DAE3 Sn510 ; Calibrated: 2004/8/17
- Phantom: SAM 12 ; Type: SAM V4.0 ; Serial: TP 1202
- Measurement SW: DASY4, V4.4 Build 3 ; Postprocessing SW: SEMCAD, V1.8 Build 130

Mid Channel 11/Area Scan (7x9x1): Measurement grid: dx=15mm, dy=15mm
Maximum value of SAR (measured) = 0.063 mW/g

Mid Channel 11/Zoom Scan (7x7x7)/Cube 0: Measurement grid: dx=5mm, dy=5mm, dz=5mm
Reference Value = 5.26 V/m; Power Drift = -0.2 dB
Peak SAR (extrapolated) = 0.138 W/kg

SAR(1 g) = 0.068 mW/g; SAR(10 g) = 0.033 mW/g
Maximum value of SAR (measured) = 0.076 mW/g

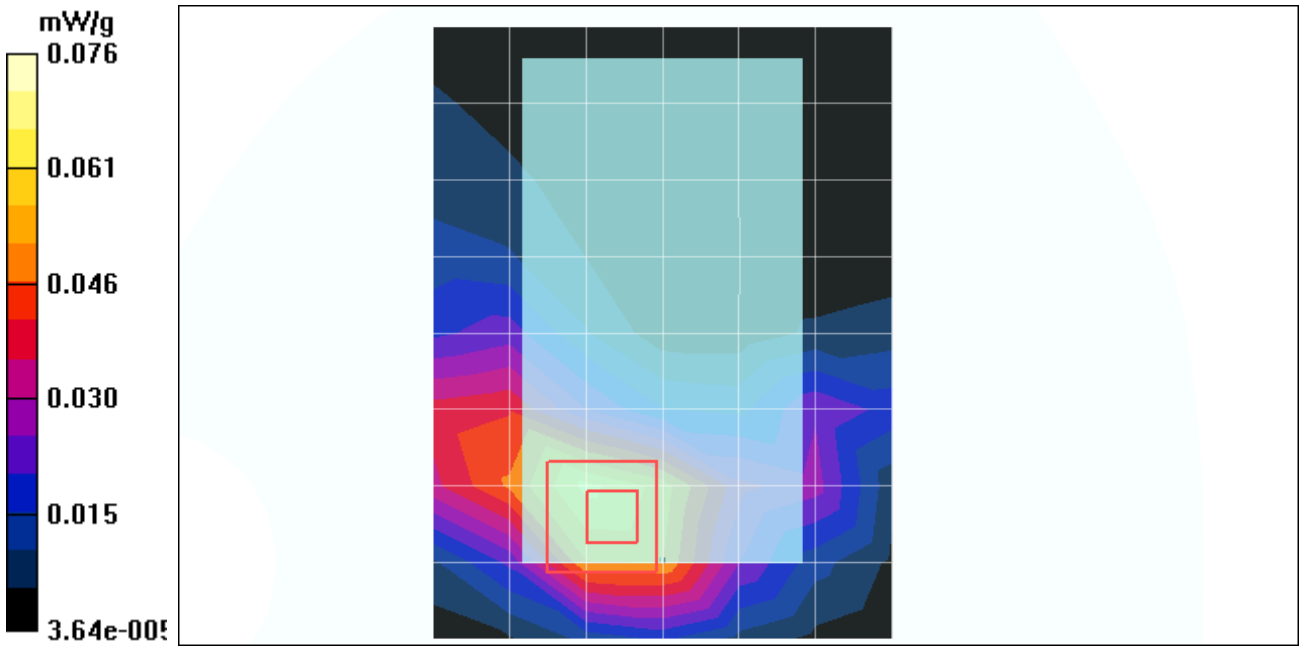

Date/Time: 03/16/05 09:05:18

Test Laboratory: Advance Data Technology

System Validation Check-MSL 2450MHz

DUT: Dipole 2450 MHz ; Type: D2450V2 ; Serial: 716 ; Test Frequency: 2450 MHz
Communication System: CW ; Frequency: 2450 MHz; Duty Cycle: 1:1; Modulation type: CW
Medium: MSL2450;Medium parameters used: f = 2450 MHz; σ = 2.00 mho/m; ε_r = 50.8; ρ = 1000 kg/m^3 ; Liquid level : 150 mm
Phantom section: Flat Section ; Separation distance : 10 mm (The feetpoint of the dipole to the Phantom)Air temp. : 22.0 degrees ; Liquid temp. : 21.0 degrees
DASY4 Configuration:
- Probe: ET3DV6 - SN1687 ; ConvF(4.23, 4.23, 4.23) ; Calibrated: 2004/8/26
- Sensor-Surface: 4mm (Mechanical Surface Detection)
- Electronics: DAE3 Sn510; Calibrated: 2004/8/17
- Phantom: SAM 12; Type: SAM V4.0; Serial: TP 1202
- Measurement SW: DASY4, V4.4 Build 3; Postprocessing SW: SEMCAD, V1.8 Build 130
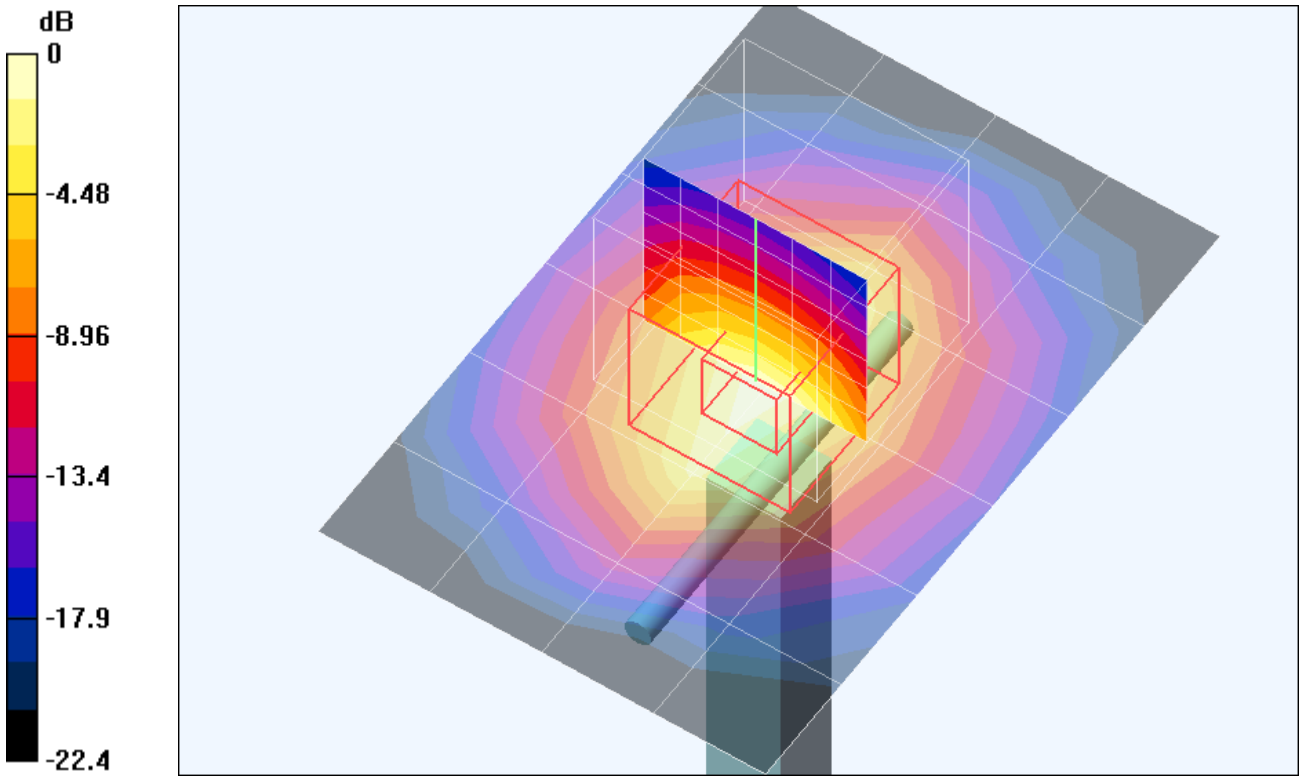
d=10mm, Pin=250mW 2/Area Scan (5x7x1): Measurement grid: dx=15mm, dy=15mm
Maximum value of SAR (measured) = 12.9 mW/g
d=10mm, Pin=250mW 2/Zoom Scan (7x7x7)/Cube 0: Measurement grid: dx=5mm, dy=5mm, dz=5mm
Reference Value = 86.4 V/m; Power Drift = -0.2 dB
Peak SAR (extrapolated) = 26 W/kg
SAR(1 g) = 11.5 mW/g; SAR(10 g) = 5.27 mW/g