HEUIXINT
合汇通

Shenzhen Heui Xint Technology Co.,Ltd
Address: 6/F ,Building 2,Hengchangrong High Tech Industrial Park,
No.128 East Road,Shangnan,Shajing Street,Baoan
District,Shenzhen
Tel : 0755-29784940 29784553
Fax : 0755-29784376
http://www.heuixint.com

mctim

Bluetooth Speaker

User Manual

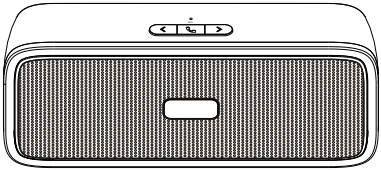

1. Speaker
2. Audio Cable
3. Micro USB Cable
4. User Manual

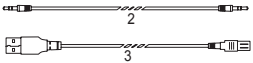

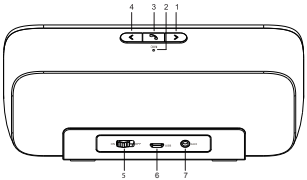

1. Last song / decrease volume
2. Next song / increase volume
3. Pick up phone / Pause / Play
4. Microphone / Indicator light
5. ON / OFF
6. Micro usb Slot
7. Aux in

1. Bluetooth

Turn on the speaker will enter the Bluetooth mode, make sure your mobile phone has its Bluetooth turned on and search for devices, wait your mobile phone finds "STREETZ CM718-19", your devices would now be connected to your mobile phone.

2. Aux in

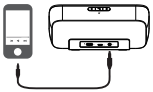

Attached 3.5mm audio cable, connect with PC、MP3/MP4、IPOD/iphone.

3. Micro usb charge

Micro usb cable connect the PC usb jack for charging. indicator light is red color,finish charging, indicator light off.

Product Parameters

Bluetooth versio	BK 2.0+EDR
Power	3.7V, 500MAH Lithium Battery
Effective power	≤3W×2
Freq uency response	60Hz—20KHz
Impedance	3Ω3W x2
SNR	80dB
Distortion	THD<1%
Transmission distance	10M
Charging Interface	Micro USB 5V
Dimension	W180*D40*H78mm
Charging time	3H
Charging indictor	Red
Full charging	Indicator off

This device complies with part 15 of the FCC Rules. Operation is subject to the following two conditions: (1) This device may not cause harmful interference, and (2) this device must accept any interference received, including interference that may cause undesired operation.

Any Changes or modifications not expressly approved by the party responsible for compliance could void the user's authority to operate the equipment.

Note: This equipment has been tested and found to comply with the limits for a Class B digital device, pursuant to part 15 of the FCC Rules. These limits are designed to provide reasonable protection against harmful interference in a residential installation. This equipment generates uses and can radiate radio frequency energy and, if not installed and used in accordance with the instructions, may cause harmful interference to radio communications. However, there is no guarantee that interference will not occur in a particular installation. If this equipment does cause harmful interference to radio or television reception, which can be determined by turning the equipment off and on, the user is encouraged to try to correct the interference by one or more of the following measures:

-Reorient or relocate the receiving antenna.

-Increase the separation between the equipment and receiver.

-Connect the equipment into an outlet on a circuit different from that to which the receiver is connected.

-Consult the dealer or an experienced radio/TV technician for help.