Step 1



Place PLAYBULB sphere on included wireless charger dock to recharge it.

V1.1

Step 2

Turn the light ON.



Download & install PLAYBULB X App

Download on the App Store

GET IT ON Google play

Step 3

Enjoy color and light control with Smart App.

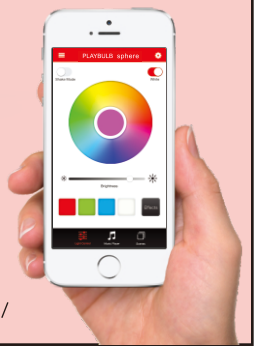

For more instructions:
www.playbulb.com/download/

1-Year

Warranty Programme

Thank you for your purchase of MIPOW's product. MIPOW warrants that the product is at the time of its original purchase free of defects in workmanship and material. this Limited Warranty for the product shall last for twelve (12) months from the date of original purchase. This original warranty card and original invoice must be presented at the time you require warranty service or such warranty will be voided. This limited warranty is valid only if the product is used for the purpose for which it was designed. It does not apply to damages or loss caused by negligence; physical abuse; misuse; accident; exposure to moisture; dampness or extreme temperatures; unauthorized modifications; unauthorized opening or repair; forces of nature; or other actions beyond the reasonable control of MIPOW. In case of when the warranty does not apply, a repair or replacement charge will be incurred. The customer shall be responsible for sending the defective product to and collecting the repaired or replaced product from the service centre.

NB: MIPOW reserves the right to interpret the Terms and Conditions contained herein; and the right for any change without prior notice.

CAUTION

RISK OF EXPLOSION IF BATTERY IS REPLACED BY AN INCORRECT TYPE.
DISPOSE OF USED BATTERIES ACCORDING TO THE INSTRUCTIONS.

3

www.playbulb.com

2

Quick Start Guide

Your 3 easy steps

PLAYBULB
sphere

1

尺寸：72*80mm

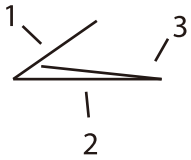

折叠方式

型号	BTL301W	物料名称	BTL301W使用指南	物料编码	BTL301W-SYZN-011T
版本号	V1.0	日期	2015.10.23	材质	
工艺		制作	李丽辉	品质	
研发(销售)		批准		备注	

NOTE: This equipment has been tested and found to comply with the limits for a Class B digital device, pursuant to part 15 of the FCC Rules. These limits are designed to provide reasonable protection against harmful interference in a residential installation. This equipment generates uses and can radiate radio frequency energy and, if not installed and used in accordance with the instructions, may cause harmful interference to radio communications. However, there is no guarantee that interference will not occur in a particular installation. If this equipment does cause harmful interference to radio or television reception, which can be determined by turning the equipment off and on, the user is encouraged to try to correct the interference by one or more of the following measures:

- Reorient or relocate the receiving antenna.

- Increase the separation between the equipment and receiver.

-Connect the equipment into an outlet on a circuit different from that to which the receiver is connected.

-Consult the dealer or an experienced radio/TV technician for help

Changes or modifications not expressly approved by the party responsible for compliance could void the user's authority to operate the equipment. This device complies with Part 15 of the FCC Rules. Operation is subject to the following two conditions:

(1) this device may not cause harmful interference, and

(2) this device must accept any interference received, including interference that may cause undesired operation.