Product	:	Industrial WiFi module
Test Item	:	General Radiated Emission
Test Mode	:	Mode 3: Transmit (802.11n-40BW 15Mbps) (5310MHz)
Test Date	:	2020/06/18

Vertical

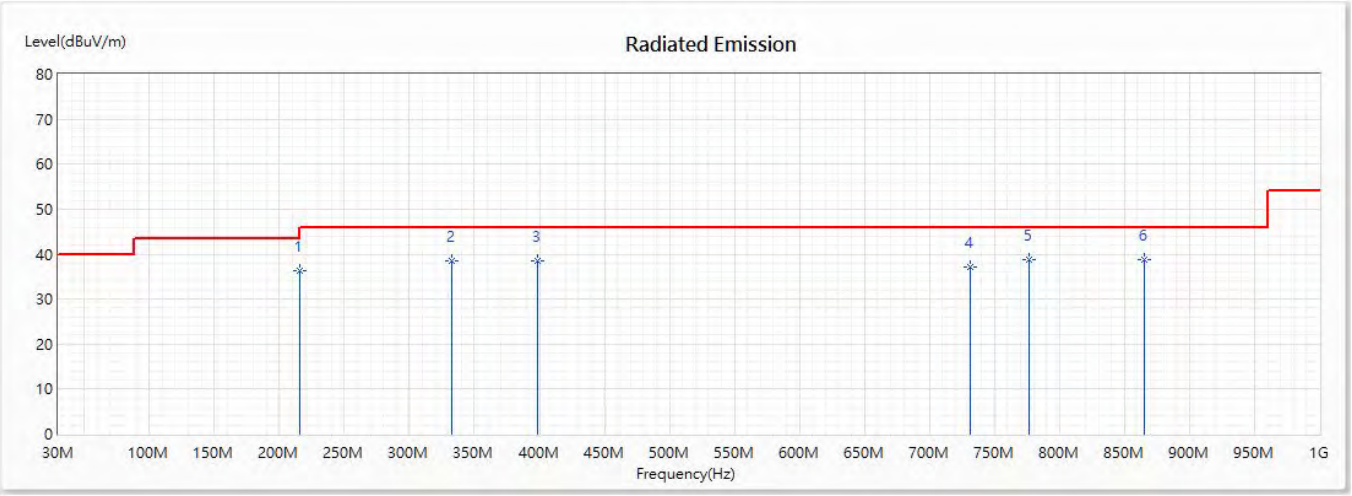

No	Frequency (MHz)	Emission Level (dBuV/m)	Limit (dBuV/m)	Margin (dB)	Reading Level (dBuV)	Correct Factor (dB/m)	Detector Type
* 1	215.565	36.31	43.50	-7.19	47.98	-11.67	QP
2	332.246	38.38	46.00	-7.62	46.08	-7.70	QP
3	398.319	38.44	46.00	-7.56	45.65	-7.21	QP
4	731.493	37.13	46.00	-8.87	37.97	-0.84	QP
5	776.478	38.76	46.00	-7.24	40.96	-2.20	QP
6	865.043	38.77	46.00	-7.23	40.89	-2.12	QP

Note:

1. All Readings below 1GHz are Quasi-Peak, above 1GHz are performed with peak and/or average measurements as necessary.
2. Measurement Level = Reading Level + Correct Factor.
3. Correct Factor = Antenna factor + Cable loss –Amplifier gain.
4. The emission levels of other frequencies are very lower than the limit and not show in test report.
5. No emission found between lowest internal used/generated frequency to 30MHz.

Product	:	Industrial WiFi module
Test Item	:	General Radiated Emission
Test Mode	:	Mode 3: Transmit (802.11n-40BW 15Mbps) (5310Hz)
Test Date	:	2020/06/18

Horizontal

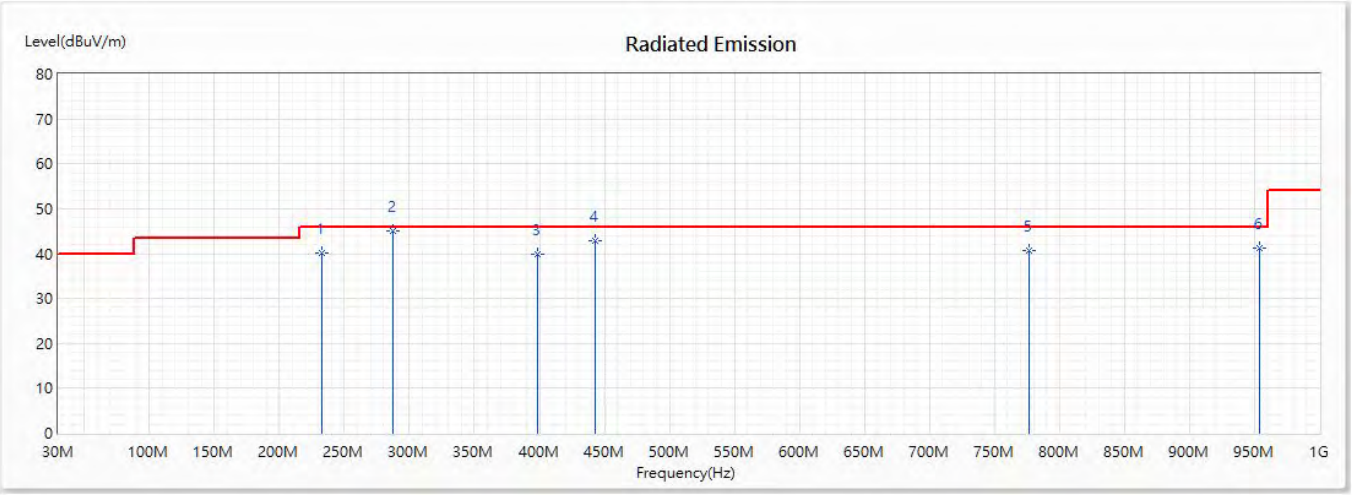

No	Frequency (MHz)	Emission Level (dBuV/m)	Limit (dBuV/m)	Margin (dB)	Reading Level (dBuV)	Correct Factor (dB/m)	Detector Type
1	232.435	40.08	46.00	-5.92	51.48	-11.40	QP
* 2	287.261	45.10	46.00	-0.90	56.12	-11.02	QP
3	398.319	40.00	46.00	-6.00	47.21	-7.21	QP
4	443.304	42.96	46.00	-3.04	46.51	-3.55	QP
5	776.478	40.70	46.00	-5.30	42.90	-2.20	QP
6	953.609	41.34	46.00	-4.66	43.52	-2.18	QP

Note:

1. All Readings below 1GHz are Quasi-Peak, above 1GHz are performed with peak and/or average measurements as necessary.
2. Measurement Level = Reading Level + Correct Factor.
3. Correct Factor = Antenna factor + Cable loss –Amplifier gain.
4. The emission levels of other frequencies are very lower than the limit and not show in test report.
5. No emission found between lowest internal used/generated frequency to 30MHz.

Product	:	Industrial WiFi module
Test Item	:	General Radiated Emission
Test Mode	:	Mode 3: Transmit (802.11n-40BW 15Mbps) (5310MHz)
Test Date	:	2020/06/18

Vertical

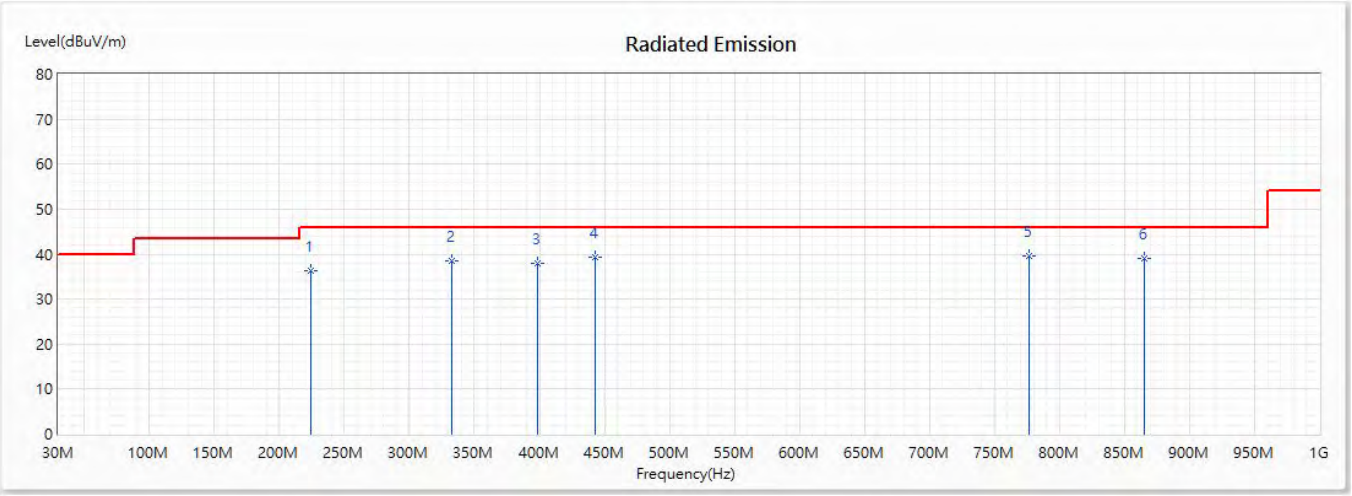

No	Frequency (MHz)	Emission Level (dBuV/m)	Limit (dBuV/m)	Margin (dB)	Reading Level (dBuV)	Correct Factor (dB/m)	Detector Type
1	224	36.34	46.00	-9.66	47.76	-11.42	QP
2	332.246	38.39	46.00	-7.61	46.09	-7.70	QP
3	398.319	38.03	46.00	-7.97	45.24	-7.21	QP
4	443.304	39.24	46.00	-6.76	42.79	-3.55	QP
* 5	776.478	39.48	46.00	-6.52	41.68	-2.20	QP
6	865.043	39.01	46.00	-6.99	41.13	-2.12	QP

Note:

1. All Readings below 1GHz are Quasi-Peak, above 1GHz are performed with peak and/or average measurements as necessary.
2. Measurement Level = Reading Level + Correct Factor.
3. Correct Factor = Antenna factor + Cable loss –Amplifier gain.
4. The emission levels of other frequencies are very lower than the limit and not show in test report.
5. No emission found between lowest internal used/generated frequency to 30MHz.

Product	:	Industrial WiFi module
Test Item	:	General Radiated Emission
Test Mode	:	Mode 3: Transmit (802.11n-40BW 15Mbps) (5550MHz)
Test Date	:	2020/06/18

Horizontal

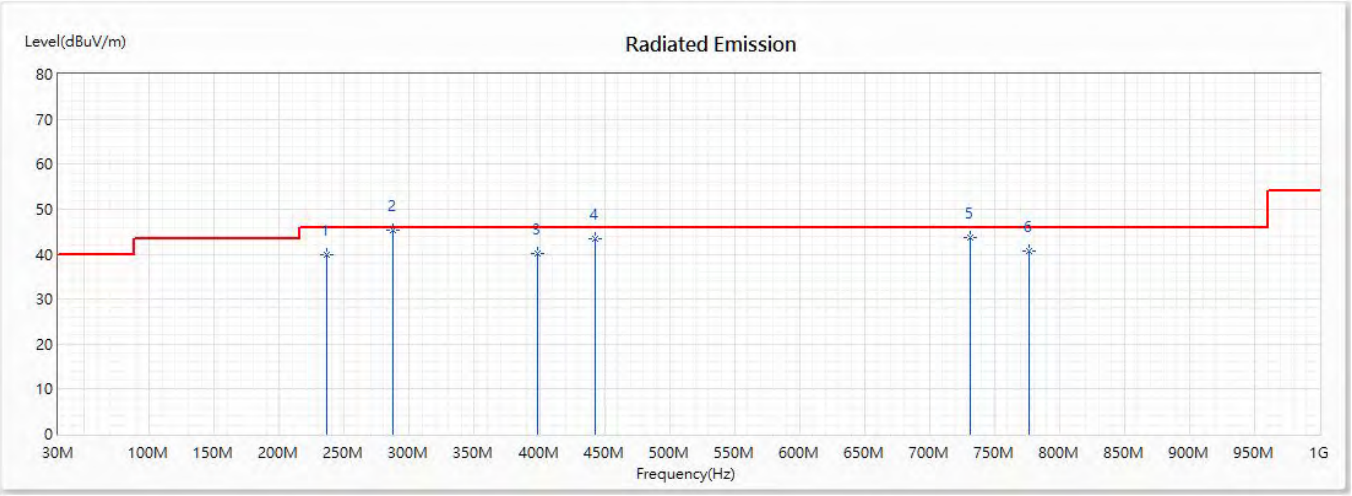

No	Frequency (MHz)	Emission Level (dBuV/m)	Limit (dBuV/m)	Margin (dB)	Reading Level (dBuV)	Correct Factor (dB/m)	Detector Type
1	236.652	39.89	46.00	-6.11	51.69	-11.80	QP
* 2	287.261	45.21	46.00	-0.79	56.23	-11.02	QP
3	398.319	40.13	46.00	-5.87	47.34	-7.21	QP
4	443.304	43.40	46.00	-2.60	46.95	-3.55	QP
5	731.493	43.66	46.00	-2.34	44.50	-0.84	QP
6	776.478	40.80	46.00	-5.20	43.00	-2.20	QP

Note:

1. All Readings below 1GHz are Quasi-Peak, above 1GHz are performed with peak and/or average measurements as necessary.
2. Measurement Level = Reading Level + Correct Factor.
3. Correct Factor = Antenna factor + Cable loss –Amplifier gain.
4. The emission levels of other frequencies are very lower than the limit and not show in test report.
5. No emission found between lowest internal used/generated frequency to 30MHz.

Product	:	Industrial WiFi module
Test Item	:	General Radiated Emission
Test Mode	:	Mode 3: Transmit (802.11n-40BW 15Mbps) (5550MHz)
Test Date	:	2020/06/18

Vertical

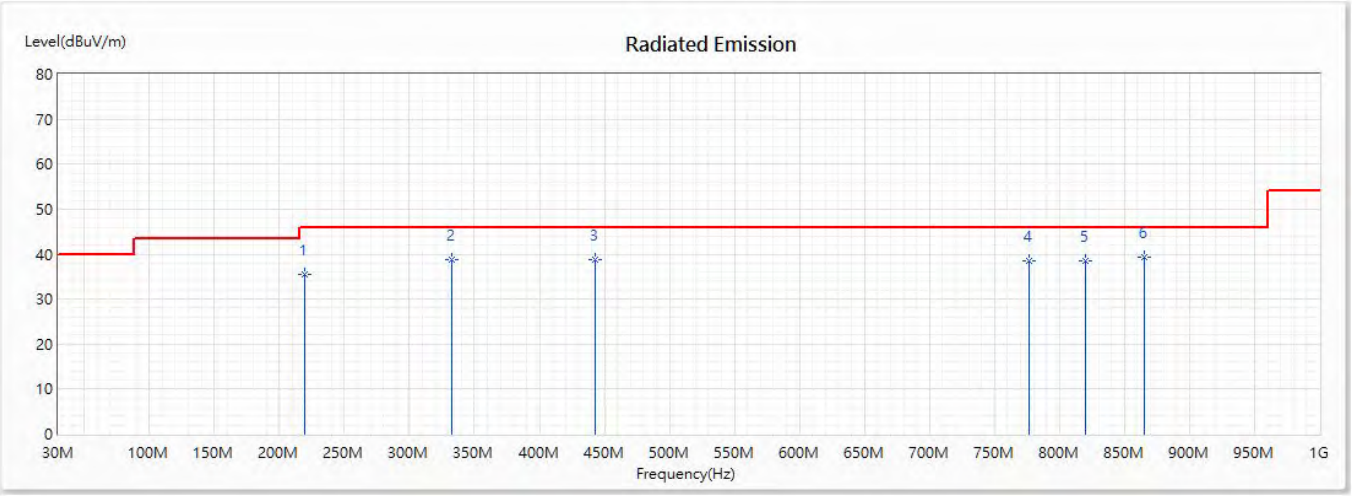

No	Frequency (MHz)	Emission Level (dBuV/m)	Limit (dBuV/m)	Margin (dB)	Reading Level (dBuV)	Correct Factor (dB/m)	Detector Type
1	219.783	35.44	46.00	-10.56	47.08	-11.64	QP
2	332.246	38.71	46.00	-7.29	46.41	-7.70	QP
3	443.304	38.68	46.00	-7.32	42.23	-3.55	QP
4	776.478	38.51	46.00	-7.49	40.71	-2.20	QP
5	820.058	38.55	46.00	-7.45	41.41	-2.86	QP
* 6	865.043	39.38	46.00	-6.62	41.50	-2.12	QP

Note:

1. All Readings below 1GHz are Quasi-Peak, above 1GHz are performed with peak and/or average measurements as necessary.
2. Measurement Level = Reading Level + Correct Factor.
3. Correct Factor = Antenna factor + Cable loss –Amplifier gain.
4. The emission levels of other frequencies are very lower than the limit and not show in test report.
5. No emission found between lowest internal used/generated frequency to 30MHz.

Product	:	Industrial WiFi module
Test Item	:	General Radiated Emission
Test Mode	:	Mode 3: Transmit (802.11n-40BW 15Mbps) (5795MHz)
Test Date	:	2020/06/18

Horizontal

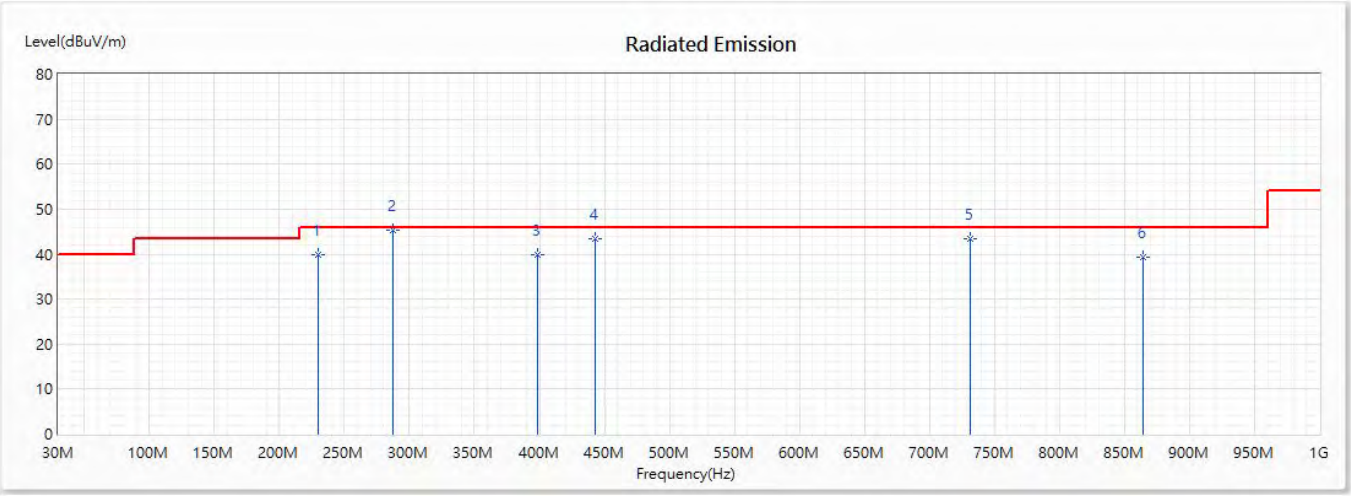

No	Frequency (MHz)	Emission Level (dBuV/m)	Limit (dBuV/m)	Margin (dB)	Reading Level (dBuV)	Correct Factor (dB/m)	Detector Type
1	229.623	39.94	46.00	-6.06	51.14	-11.20	QP
* 2	287.261	45.27	46.00	-0.73	56.29	-11.02	QP
3	398.319	39.96	46.00	-6.04	47.17	-7.21	QP
4	443.304	43.51	46.00	-2.49	47.06	-3.55	QP
5	731.493	43.33	46.00	-2.67	44.17	-0.84	QP
6	864.5	39.37	46.00	-6.63	41.48	-2.11	PK

Note:

1. All Readings below 1GHz are Quasi-Peak, above 1GHz are performed with peak and/or average measurements as necessary.
2. Measurement Level = Reading Level + Correct Factor.
3. Correct Factor = Antenna factor + Cable loss –Amplifier gain.
4. The emission levels of other frequencies are very lower than the limit and not show in test report.
5. No emission found between lowest internal used/generated frequency to 30MHz.

Product	:	Industrial WiFi module
Test Item	:	General Radiated Emission
Test Mode	:	Mode 3: Transmit (802.11n-40BW 15Mbps) (5795MHz)
Test Date	:	2020/06/18

Vertical

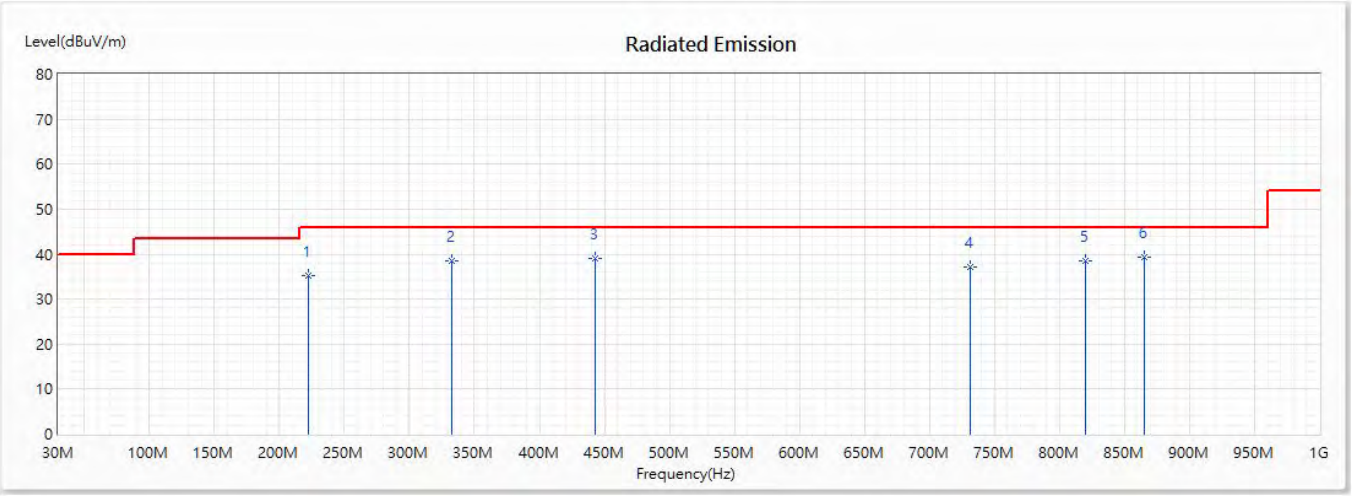

No	Frequency (MHz)	Emission Level (dBuV/m)	Limit (dBuV/m)	Margin (dB)	Reading Level (dBuV)	Correct Factor (dB/m)	Detector Type
1	222.594	35.33	46.00	-10.67	46.83	-11.50	QP
2	332.246	38.44	46.00	-7.56	46.14	-7.70	QP
3	443.304	38.94	46.00	-7.06	42.49	-3.55	QP
4	731.493	37.23	46.00	-8.77	38.07	-0.84	QP
5	820.058	38.44	46.00	-7.56	41.30	-2.86	QP
* 6	865.043	39.37	46.00	-6.63	41.49	-2.12	QP

Note:

1. All Readings below 1GHz are Quasi-Peak, above 1GHz are performed with peak and/or average measurements as necessary.
2. Measurement Level = Reading Level + Correct Factor.
3. Correct Factor = Antenna factor + Cable loss –Amplifier gain.
4. The emission levels of other frequencies are very lower than the limit and not show in test report.
5. No emission found between lowest internal used/generated frequency to 30MHz.

6. Band Edge

6.1. Test Setup

RF Conducted Measurement:

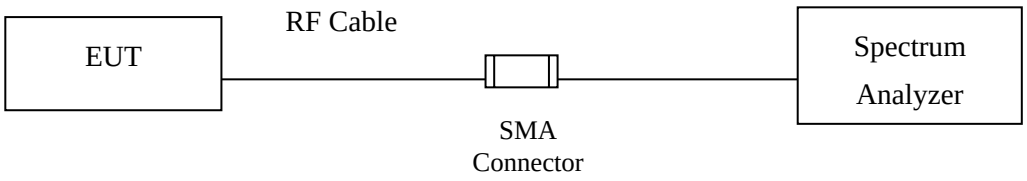

RF Radiated Measurement:

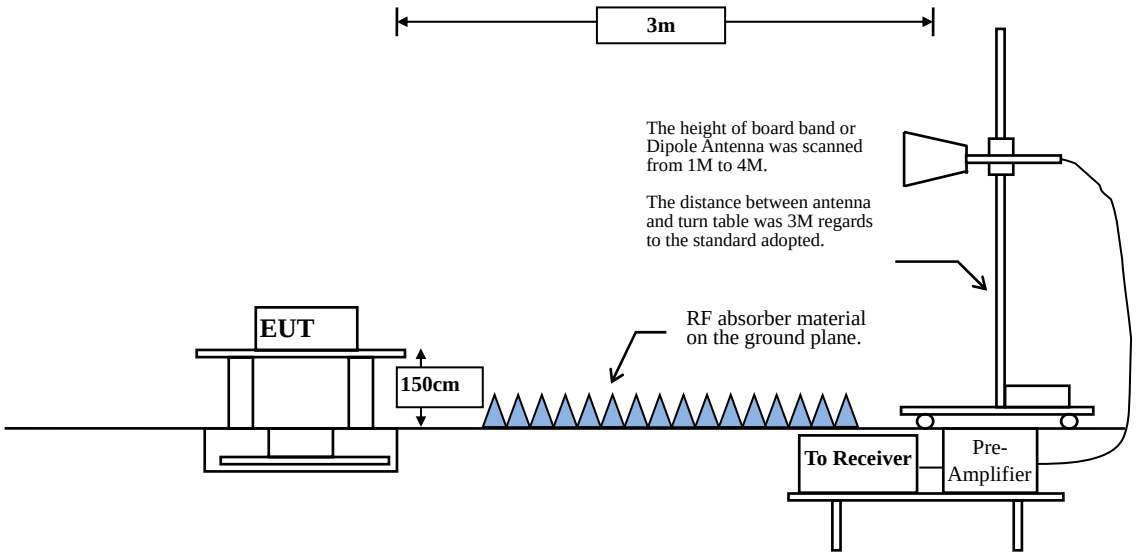

6.2. Limits

The provisions of Section 15.205 of this part apply to intentional radiators operating under this section.

Radiated emissions which fall in the restricted bands, as defined in Section 15.205, must also comply with the radiated emission limits specified in Section 15.209:

FCC Part 15 Subpart C Paragraph 15.209 Limits		
Frequency MHz	uV/m @3m	dBμV/m@3m
30-88	100	40
88-216	150	43.5
216-960	200	46
Above 960	500	54

Remarks : 1. RF Voltage (dBμV) = 20 log RF Voltage (uV)

2. In the Above Table, the tighter limit applies at the band edges.

3. Distance refers to the distance in meters between the measuring instrument antenna and the closed point of any part of the device or system.

6.3. Test Procedure

The EUT is placed on a turn table which is 1.5 meter above ground. The turn table can rotate 360 degrees to determine the position of the maximum emission level. The EUT was positioned such that the distance from antenna to the EUT was 3 meters.

The antenna can move up and down between 1 meter and 4 meters to find out the maximum emission level.

Both horizontal and vertical polarization of the antenna are set on measurement. In order to find the maximum emission, all of the interface cables must be manipulated according to ANSI C63.10:2013 on radiated measurement.

The bandwidth below 1GHz setting on the field strength meter is 120 kHz, above 1GHz are 1 MHz.

The EUT was setup to ANSI C63.10, 2013; tested to UNII test procedure of FCC KDB-789033 for compliance to FCC 47CFR Subpart E requirements.

RBW and VBW Parameter setting:

According to KDB 789033 section II.G.5 Procedure for Unwanted Maximum Emissions Measurements above 1000 MHz.

RBW = 1MHz.

VBW ≥ 3MHz.

According to KDB 789033 section II.G.6 Procedures for Average Unwanted Emissions Measurements above 1000 MHz.

RBW = 1MHz.

VBW = 10Hz, when duty cycle ≥ 98 %

VBW ≥ 1/T, when duty cycle < 98 %

(T refers to the minimum transmission duration over which the transmitter is on and is transmitting at its maximum power control level for the tested mode of operation.)

2.4GHz band	Duty Cycle (%)	T (ms)	1/T (Hz)	VBW (Hz)
802.11a	96.55	2.0290	493	500
802.11n20	97.78	1.9130	523	1000
802.11n40	93.35	0.9130	1095	2000

Note: Duty Cycle Refer to Section 8

6.4. Test Result of Band Edge

Product : Industrial WiFi module
Test Item : Band Edge Data
Test Mode : Mode 1: Transmit (802.11a-6Mbps) (5180MHz)
Test Date : 2020/05/18

Horizontal

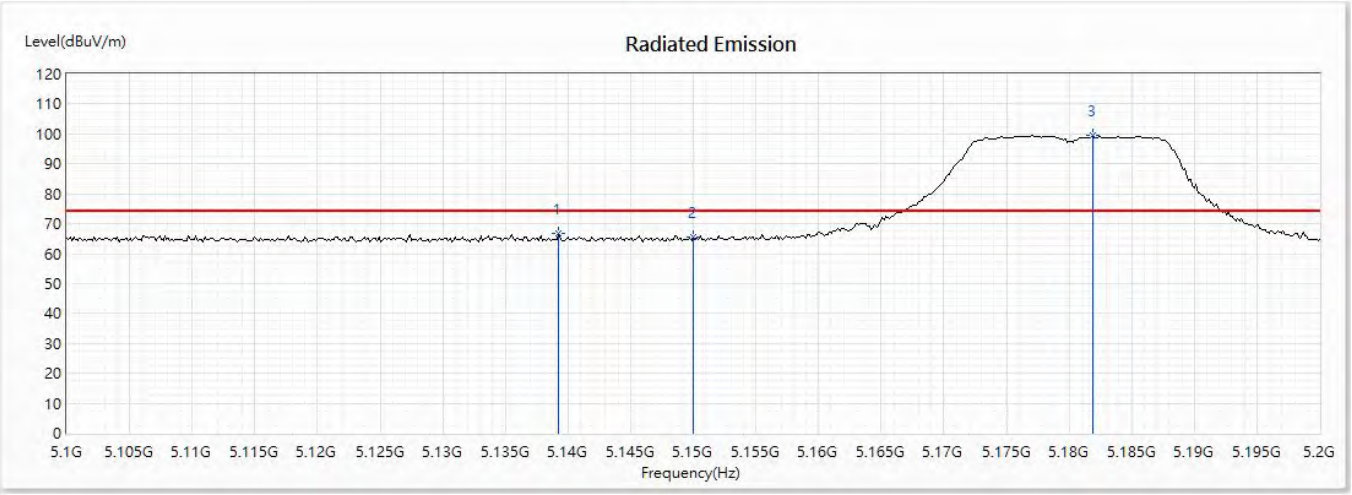

No	Frequency (MHz)	Emission Level (dBuV/m)	Limit (dBuV/m)	Margin (dB)	Reading Level (dBuV)	Correct Factor (dB/m)	Detector Type
1	5139.275	66.70	74.00	-7.30	48.08	18.62	PK
2	5150	65.56	74.00	-8.44	46.99	18.57	PK
! 3	5181.884	99.50	74.00	25.50	81.10	18.40	PK

Note:

1. All readings above 1GHz are performed with peak and/or average measurements as necessary.
2. Measurement Level = Reading Level + Correct Factor.
3. The average measurement was not performed when the peak measured data under the limit of average detection.

Product	:	Industrial WiFi module
Test Item	:	Band Edge Data
Test Mode	:	Mode 1: Transmit (802.11a-6Mbps) (5180MHz)
Test Date	:	2020/05/18

Horizontal

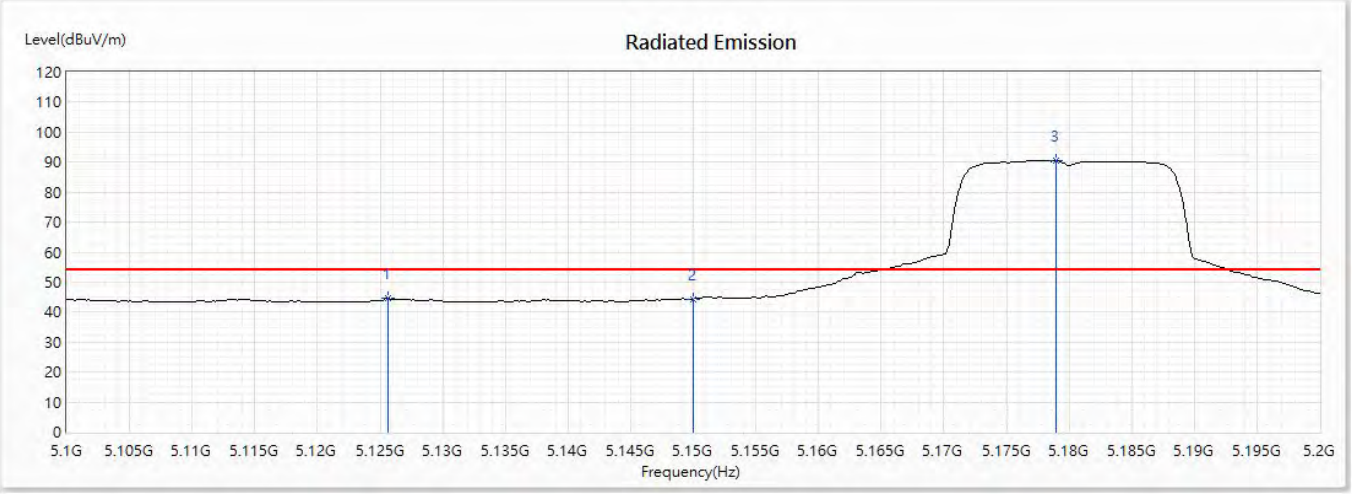

No	Frequency (MHz)	Emission Level (dBuV/m)	Limit (dBuV/m)	Margin (dB)	Reading Level (dBuV)	Correct Factor (dB/m)	Detector Type
1	5125.652	44.50	54.00	-9.50	25.85	18.65	AV
2	5150	44.40	54.00	-9.60	25.83	18.57	AV
! 3	5178.986	90.55	54.00	36.55	72.13	18.42	AV

Note:

1. All readings above 1GHz are performed with peak and/or average measurements as necessary.
2. Measurement Level = Reading Level + Correct Factor.
3. The average measurement was not performed when the peak measured data under the limit of average detection.

Product	:	Industrial WiFi module
Test Item	:	Band Edge Data
Test Mode	:	Mode 1: Transmit (802.11a-6Mbps) (5180MHz)
Test Date	:	2020/05/18

Vertical

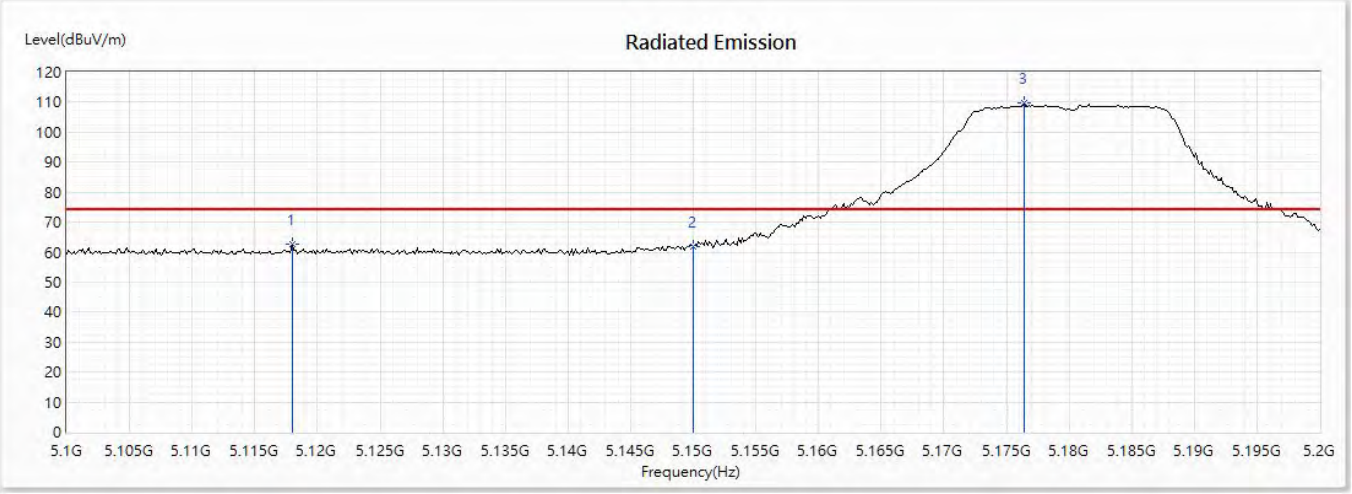

No	Frequency (MHz)	Emission Level (dBuV/m)	Limit (dBuV/m)	Margin (dB)	Reading Level (dBuV)	Correct Factor (dB/m)	Detector Type
1	5117.971	62.57	74.00	-11.43	43.90	18.67	PK
2	5150	61.91	74.00	-12.09	43.34	18.57	PK
! 3	5176.377	109.64	74.00	35.64	91.21	18.43	PK

Note:

1. All readings above 1GHz are performed with peak and/or average measurements as necessary.
2. Measurement Level = Reading Level + Correct Factor.
3. The average measurement was not performed when the peak measured data under the limit of average detection.

Product	:	Industrial WiFi module
Test Item	:	Band Edge Data
Test Mode	:	Mode 1: Transmit (802.11a-6Mbps) (5180MHz)
Test Date	:	2020/05/18

Vertical

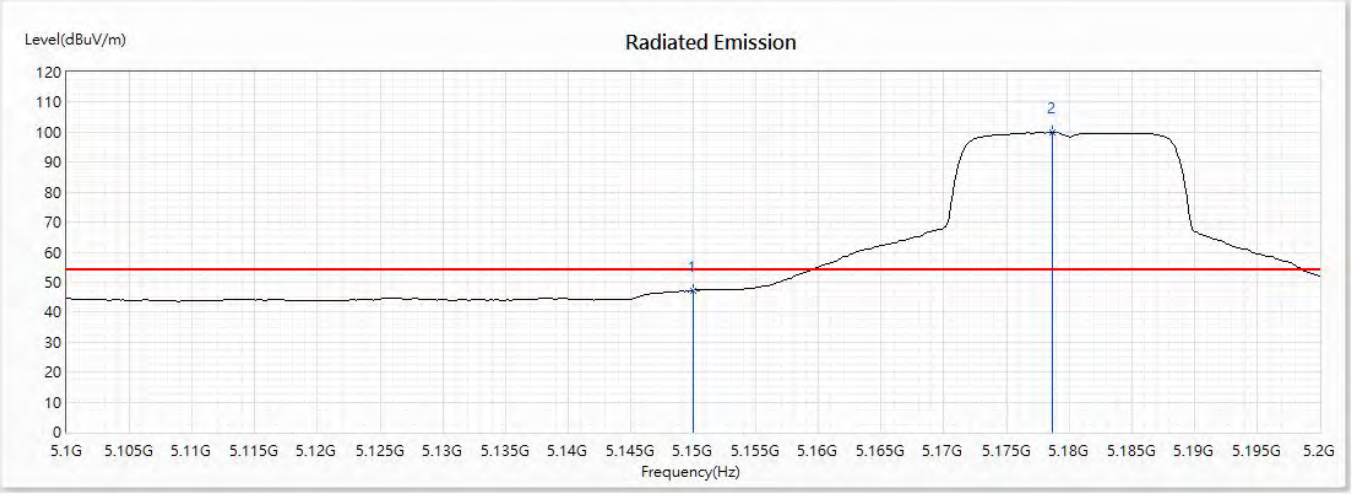

No	Frequency (MHz)	Emission Level (dBuV/m)	Limit (dBuV/m)	Margin (dB)	Reading Level (dBuV)	Correct Factor (dB/m)	Detector Type
1	5150	47.24	54.00	-6.76	28.67	18.57	AV
! 2	5178.696	99.98	54.00	45.98	81.56	18.42	AV

Note:

1. All readings above 1GHz are performed with peak and/or average measurements as necessary.
2. Measurement Level = Reading Level + Correct Factor.
3. The average measurement was not performed when the peak measured data under the limit of average detection.

Product	:	Industrial WiFi module
Test Item	:	Band Edge Data
Test Mode	:	Mode 1: Transmit (802.11a-6Mbps) (5320MHz)
Test Date	:	2020/05/18

Horizontal

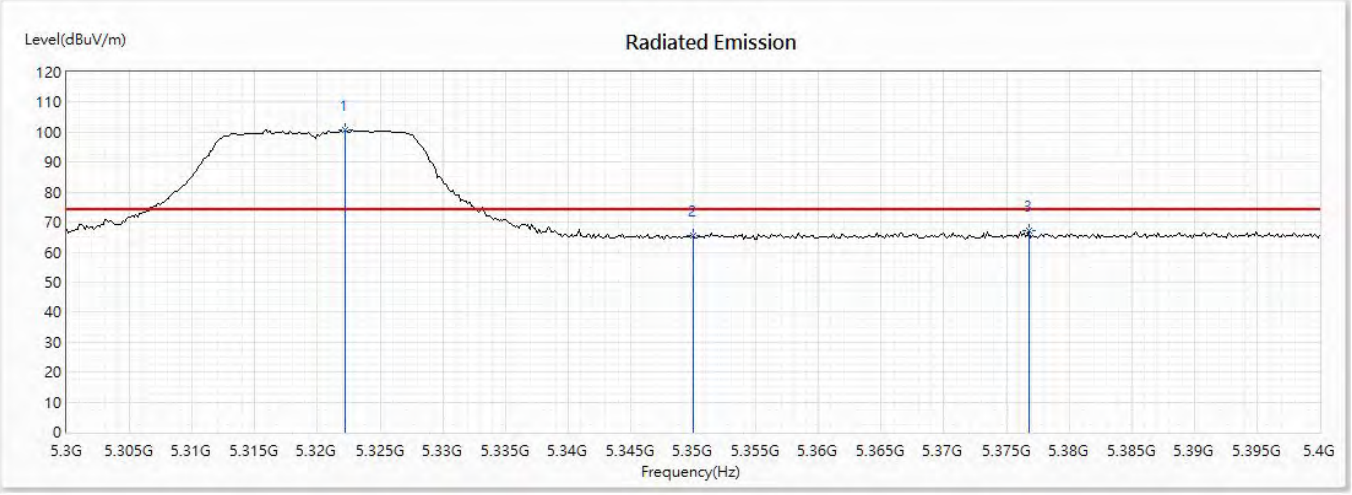

No	Frequency (MHz)	Emission Level (dBuV/m)	Limit (dBuV/m)	Margin (dB)	Reading Level (dBuV)	Correct Factor (dB/m)	Detector Type
! 1	5322.174	100.80	74.00	26.80	82.16	18.64	PK
2	5350	65.65	74.00	-8.35	46.82	18.83	PK
3	5376.812	67.27	74.00	-6.73	48.32	18.95	PK

Note:

1. All readings above 1GHz are performed with peak and/or average measurements as necessary.
2. Measurement Level = Reading Level + Correct Factor.
3. The average measurement was not performed when the peak measured data under the limit of average detection.

Product	:	Industrial WiFi module
Test Item	:	Band Edge Data
Test Mode	:	Mode 1: Transmit (802.11a-6Mbps) (5320MHz)
Test Date	:	2020/05/18

Horizontal

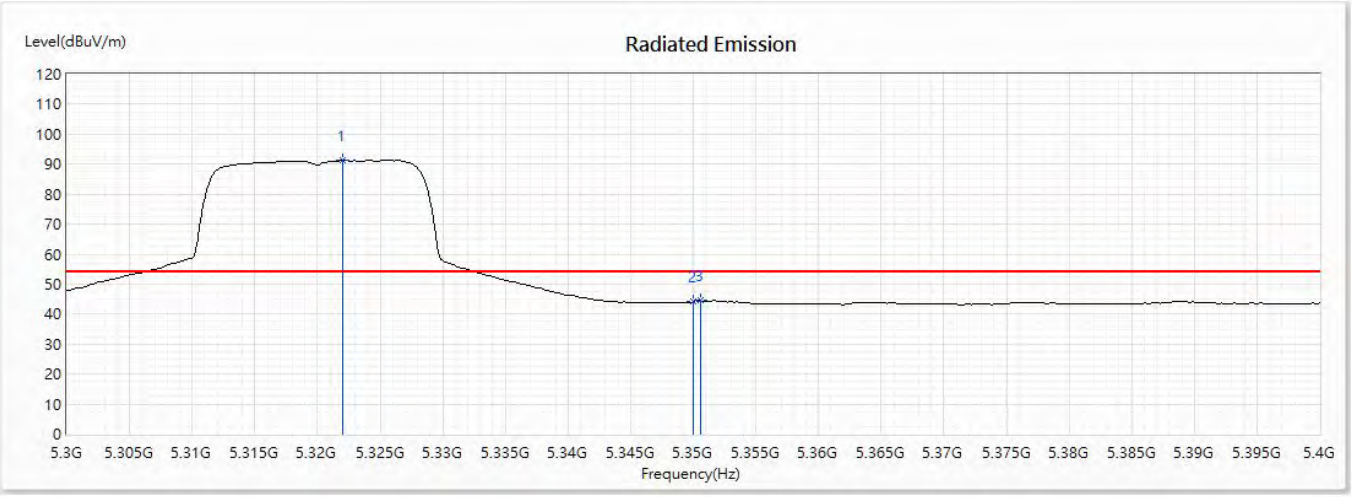

No	Frequency (MHz)	Emission Level (dBuV/m)	Limit (dBuV/m)	Margin (dB)	Reading Level (dBuV)	Correct Factor (dB/m)	Detector Type
! 1	5322.029	91.29	54.00	37.29	72.65	18.64	AV
2	5350	44.13	54.00	-9.87	25.30	18.83	AV
3	5350.58	44.60	54.00	-9.40	25.77	18.83	AV

Note:

1. All readings above 1GHz are performed with peak and/or average measurements as necessary.
2. Measurement Level = Reading Level + Correct Factor.
3. The average measurement was not performed when the peak measured data under the limit of average detection.

Product	:	Industrial WiFi module
Test Item	:	Band Edge Data
Test Mode	:	Mode 1: Transmit (802.11a-6Mbps) (5320MHz)
Test Date	:	2020/05/18

Vertical

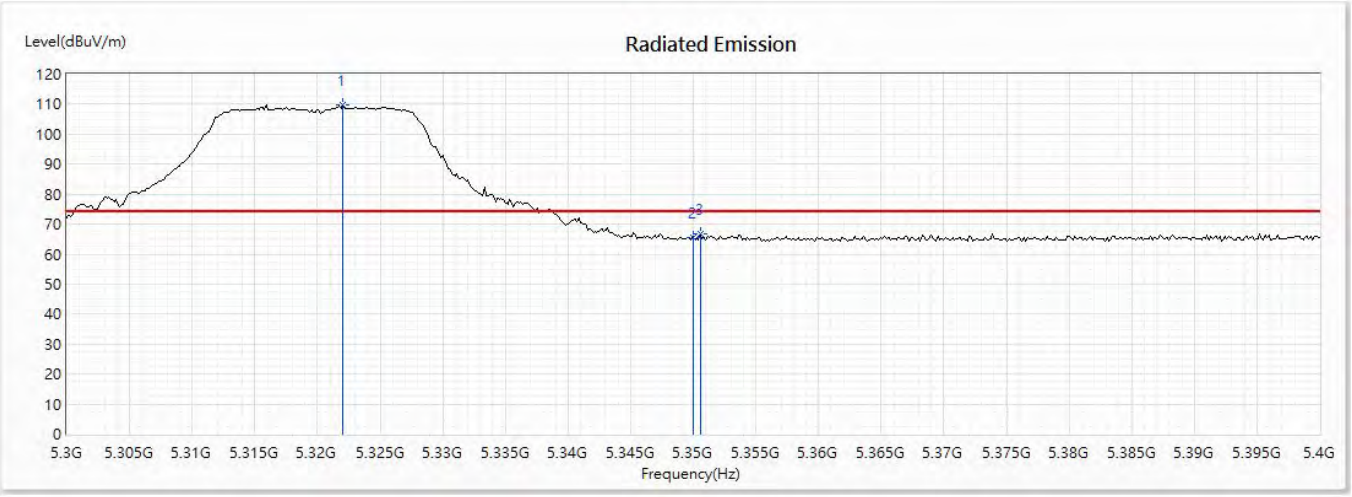

No	Frequency (MHz)	Emission Level (dBuV/m)	Limit (dBuV/m)	Margin (dB)	Reading Level (dBuV)	Correct Factor (dB/m)	Detector Type
! 1	5322.029	109.62	74.00	35.62	90.98	18.64	PK
2	5350	65.73	74.00	-8.27	46.90	18.83	PK
3	5350.58	66.83	74.00	-7.17	48.00	18.83	PK

Note:

1. All readings above 1GHz are performed with peak and/or average measurements as necessary.
2. Measurement Level = Reading Level + Correct Factor.
3. The average measurement was not performed when the peak measured data under the limit of average detection.

Product	:	Industrial WiFi module
Test Item	:	Band Edge Data
Test Mode	:	Mode 1: Transmit (802.11a-6Mbps) (5320MHz)
Test Date	:	2020/05/18

Vertical

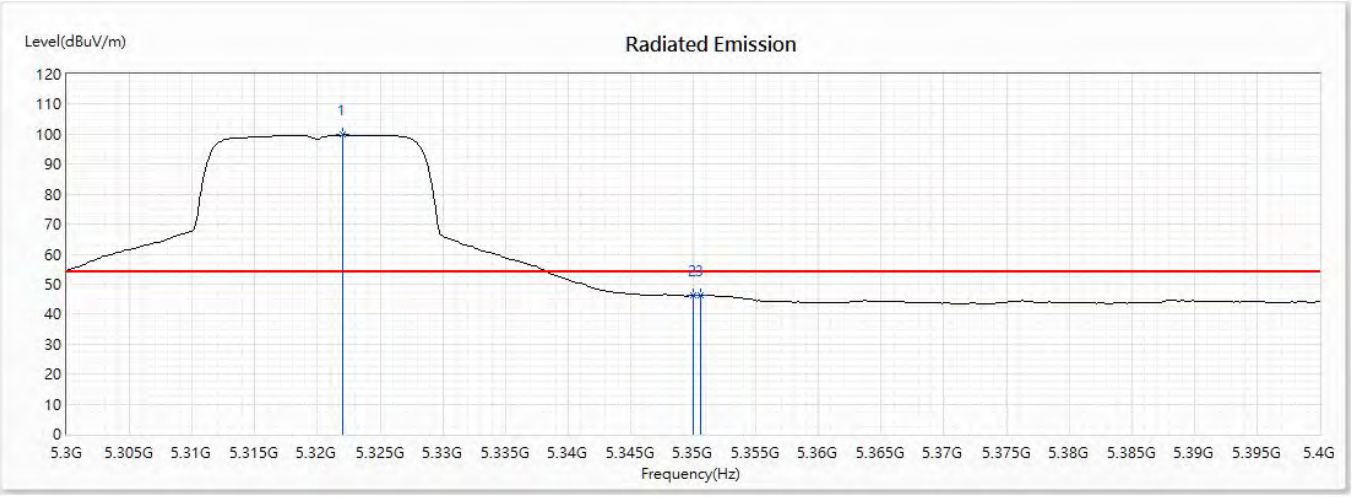

No	Frequency (MHz)	Emission Level (dBuV/m)	Limit (dBuV/m)	Margin (dB)	Reading Level (dBuV)	Correct Factor (dB/m)	Detector Type
! 1	5322.029	99.79	54.00	45.79	81.15	18.64	AV
2	5350	46.08	54.00	-7.92	27.25	18.83	AV
3	5350.58	46.35	54.00	-7.65	27.52	18.83	AV

Note:

1. All readings above 1GHz are performed with peak and/or average measurements as necessary.
2. Measurement Level = Reading Level + Correct Factor.
3. The average measurement was not performed when the peak measured data under the limit of average detection.

Product	:	Industrial WiFi module
Test Item	:	Band Edge Data
Test Mode	:	Mode 1: Transmit (802.11a-6Mbps) (5500MHz)
Test Date	:	2020/05/18

Horizontal

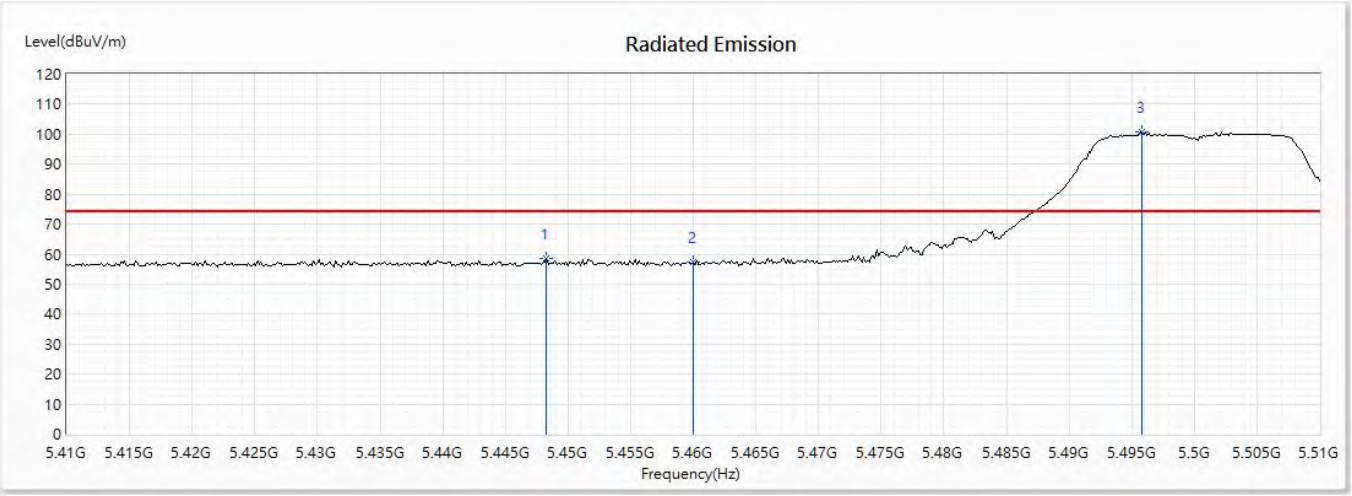

No	Frequency (MHz)	Emission Level (dBuV/m)	Limit (dBuV/m)	Margin (dB)	Reading Level (dBuV)	Correct Factor (dB/m)	Detector Type
1	5448.261	58.72	74.00	-15.28	39.42	19.30	PK
2	5460	57.45	74.00	-16.55	38.07	19.38	PK
! 3	5495.797	100.73	74.00	26.73	81.11	19.62	PK

Note:

1. All readings above 1GHz are performed with peak and/or average measurements as necessary.
2. Measurement Level = Reading Level + Correct Factor.
3. The average measurement was not performed when the peak measured data under the limit of average detection.

Product	:	Industrial WiFi module
Test Item	:	Band Edge Data
Test Mode	:	Mode 1: Transmit (802.11a-6Mbps) (5500MHz)
Test Date	:	2020/05/18

Horizontal

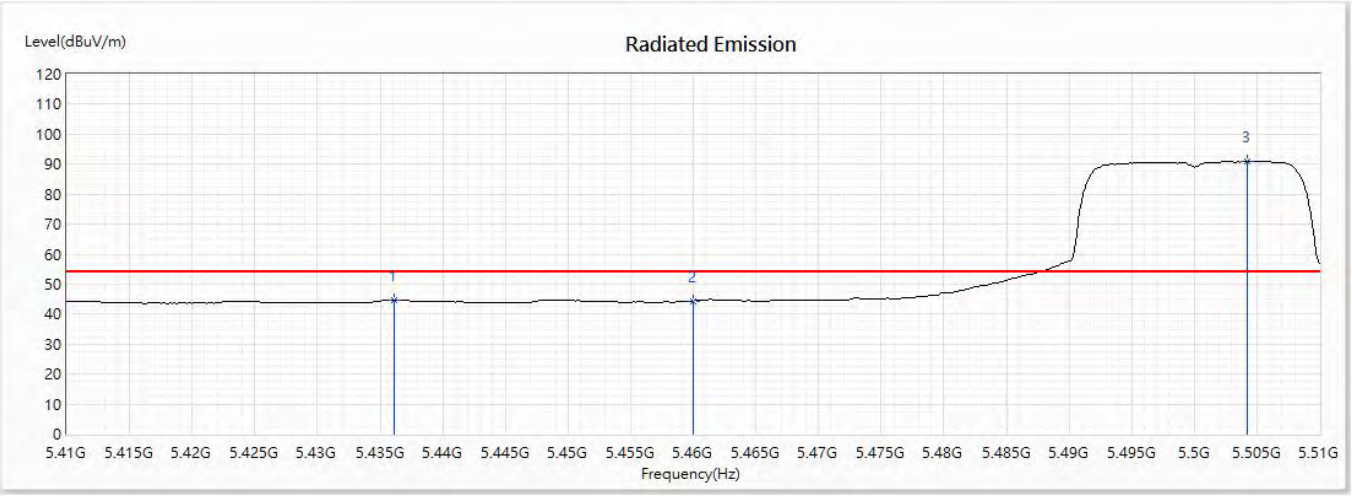

No	Frequency (MHz)	Emission Level (dBuV/m)	Limit (dBuV/m)	Margin (dB)	Reading Level (dBuV)	Correct Factor (dB/m)	Detector Type
1	5436.087	44.82	54.00	-9.18	25.58	19.24	AV
2	5460	44.32	54.00	-9.68	24.94	19.38	AV
! 3	5504.203	90.94	54.00	36.94	71.32	19.62	AV

Note:

1. All readings above 1GHz are performed with peak and/or average measurements as necessary.
2. Measurement Level = Reading Level + Correct Factor.
3. The average measurement was not performed when the peak measured data under the limit of average detection.

Product	:	Industrial WiFi module
Test Item	:	Band Edge Data
Test Mode	:	Mode 1: Transmit (802.11a-6Mbps) (5500MHz)
Test Date	:	2020/05/18

Vertical

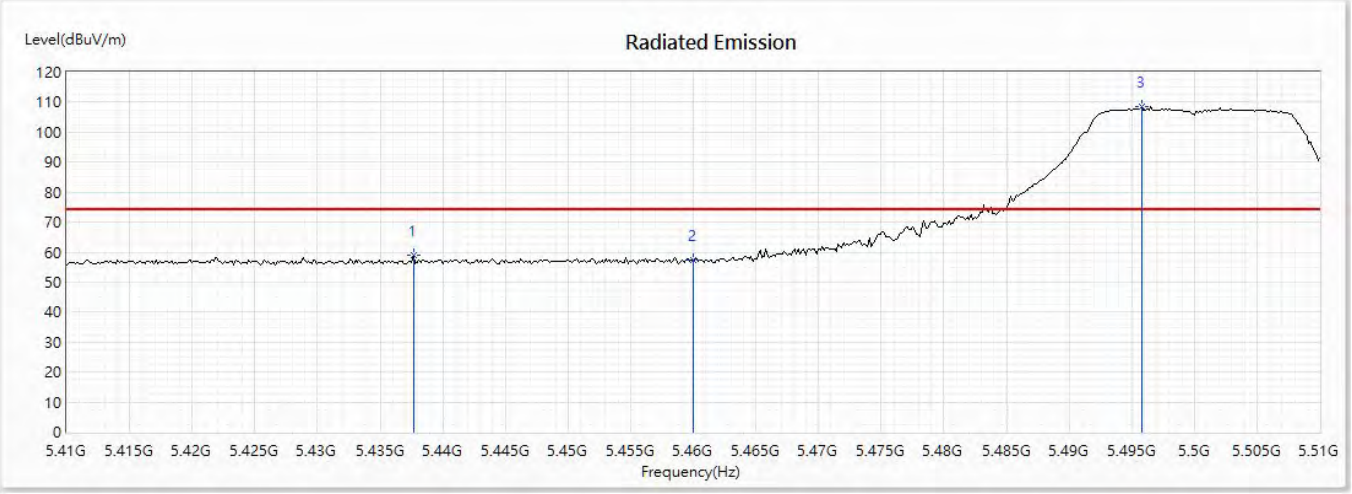

No	Frequency (MHz)	Emission Level (dBuV/m)	Limit (dBuV/m)	Margin (dB)	Reading Level (dBuV)	Correct Factor (dB/m)	Detector Type
1	5437.681	58.79	74.00	-15.21	39.55	19.24	PK
2	5460	57.42	74.00	-16.58	38.04	19.38	PK
! 3	5495.797	108.54	74.00	34.54	88.92	19.62	PK

Note:

1. All readings above 1GHz are performed with peak and/or average measurements as necessary.
2. Measurement Level = Reading Level + Correct Factor.
3. The average measurement was not performed when the peak measured data under the limit of average detection.

Product	:	Industrial WiFi module
Test Item	:	Band Edge Data
Test Mode	:	Mode 1: Transmit (802.11a-6Mbps) (5500MHz)
Test Date	:	2020/05/18

Vertical

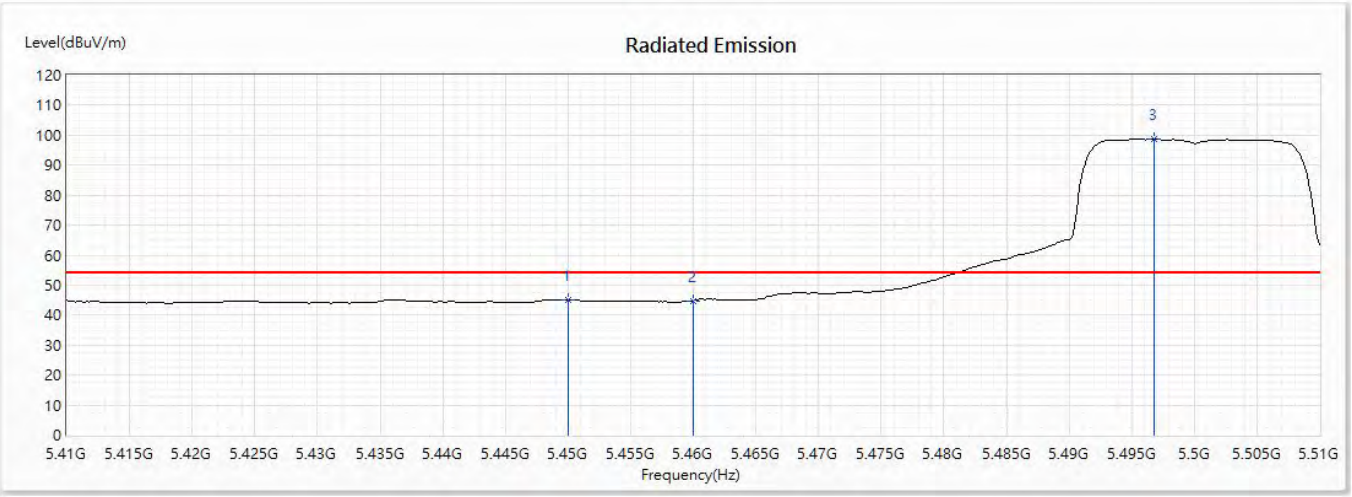

No	Frequency (MHz)	Emission Level (dBuV/m)	Limit (dBuV/m)	Margin (dB)	Reading Level (dBuV)	Correct Factor (dB/m)	Detector Type
1	5450	45.07	54.00	-8.93	25.76	19.31	AV
2	5460	44.76	54.00	-9.24	25.38	19.38	AV
! 3	5496.812	98.65	54.00	44.65	79.02	19.63	AV

Note:

1. All readings above 1GHz are performed with peak and/or average measurements as necessary.
2. Measurement Level = Reading Level + Correct Factor.
3. The average measurement was not performed when the peak measured data under the limit of average detection.

Product	:	Industrial WiFi module
Test Item	:	Band Edge Data
Test Mode	:	Mode 1: Transmit (802.11a-6Mbps) (5500MHz)
Test Date	:	2020/05/18

Horizontal

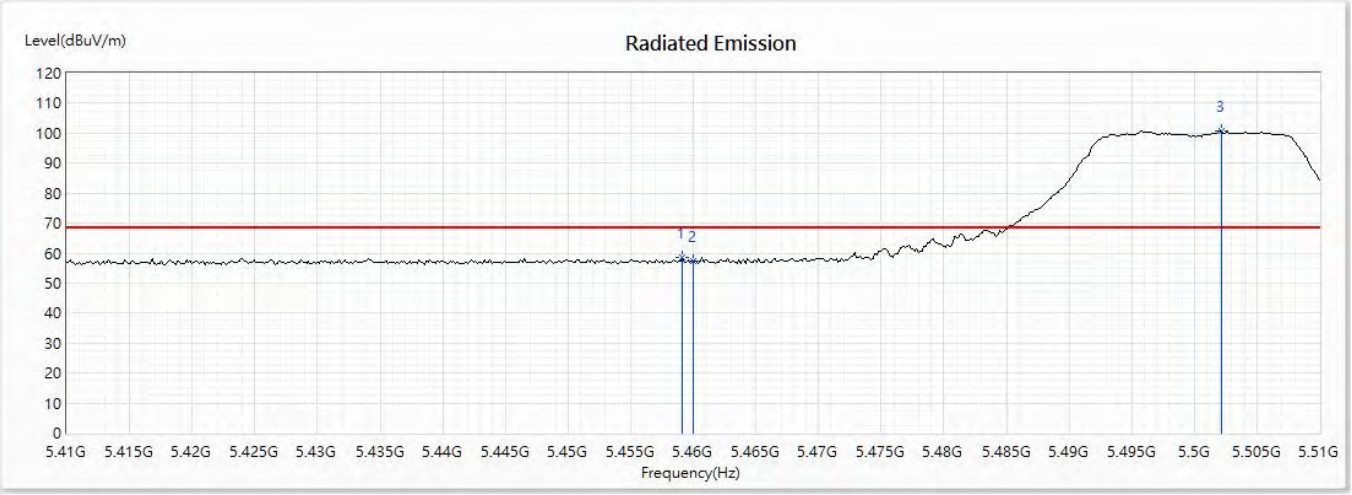

No	Frequency (MHz)	Emission Level (dBuV/m)	Limit (dBuV/m)	Margin (dB)	Reading Level (dBuV)	Correct Factor (dB/m)	Detector Type
1	5459.13	58.63	68.22	-9.59	39.27	19.36	PK
2	5460	57.16	68.22	-11.06	37.78	19.38	PK
! 3	5502.174	100.73	68.22	32.51	81.09	19.64	PK

Product	:	Industrial WiFi module
Test Item	:	Band Edge Data
Test Mode	:	Mode 1: Transmit (802.11a-6Mbps) (5500MHz)
Test Date	:	2020/05/18

Vertical

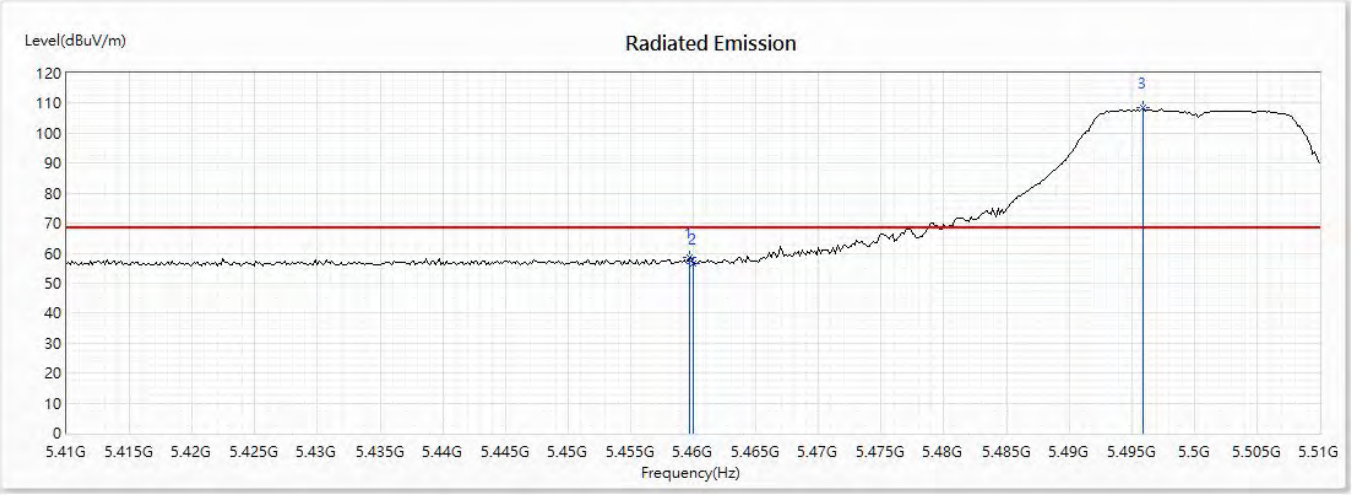

No	Frequency (MHz)	Emission Level (dBuV/m)	Limit (dBuV/m)	Margin (dB)	Reading Level (dBuV)	Correct Factor (dB/m)	Detector Type
1	5459.71	58.64	68.22	-9.58	39.26	19.38	PK
2	5460	56.54	68.22	-11.68	37.16	19.38	PK
! 3	5495.942	108.43	68.22	40.21	88.81	19.62	PK

Product	:	Industrial WiFi module
Test Item	:	Band Edge Data
Test Mode	:	Mode 1: Transmit (802.11a-6Mbps) (5700MHz)
Test Date	:	2020/05/18

Horizontal

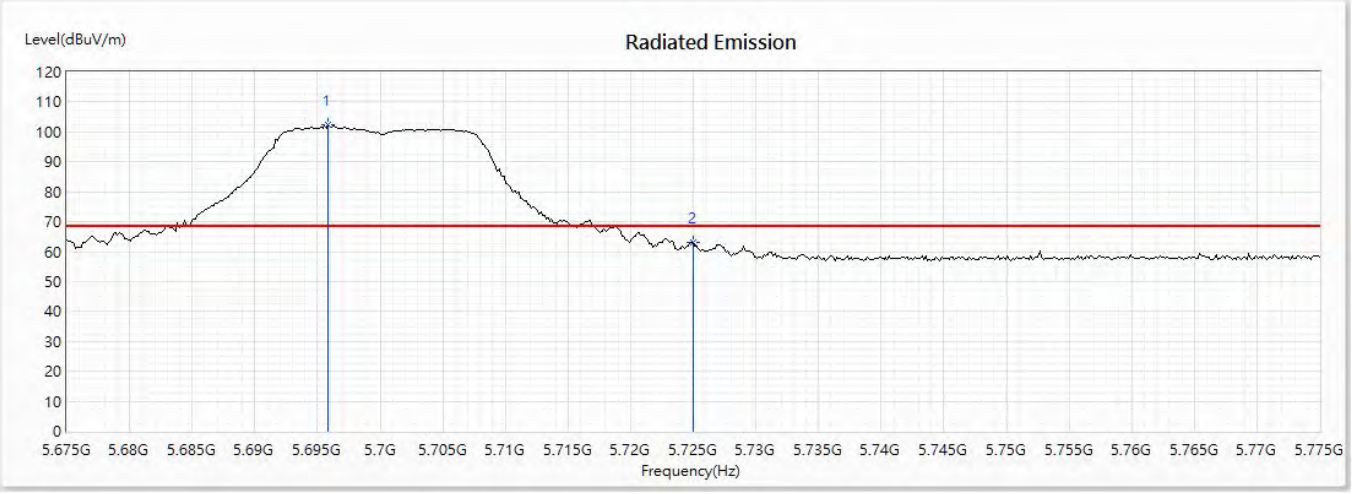

No	Frequency (MHz)	Emission Level (dBuV/m)	Limit (dBuV/m)	Margin (dB)	Reading Level (dBuV)	Correct Factor (dB/m)	Detector Type
! 1	5695.87	102.57	68.22	34.35	83.40	19.17	PK
2	5725	62.97	68.22	-5.25	43.82	19.15	PK

Product	:	Industrial WiFi module
Test Item	:	Band Edge Data
Test Mode	:	Mode 1: Transmit (802.11a-6Mbps) (5700MHz)
Test Date	:	2020/05/18

Vertical

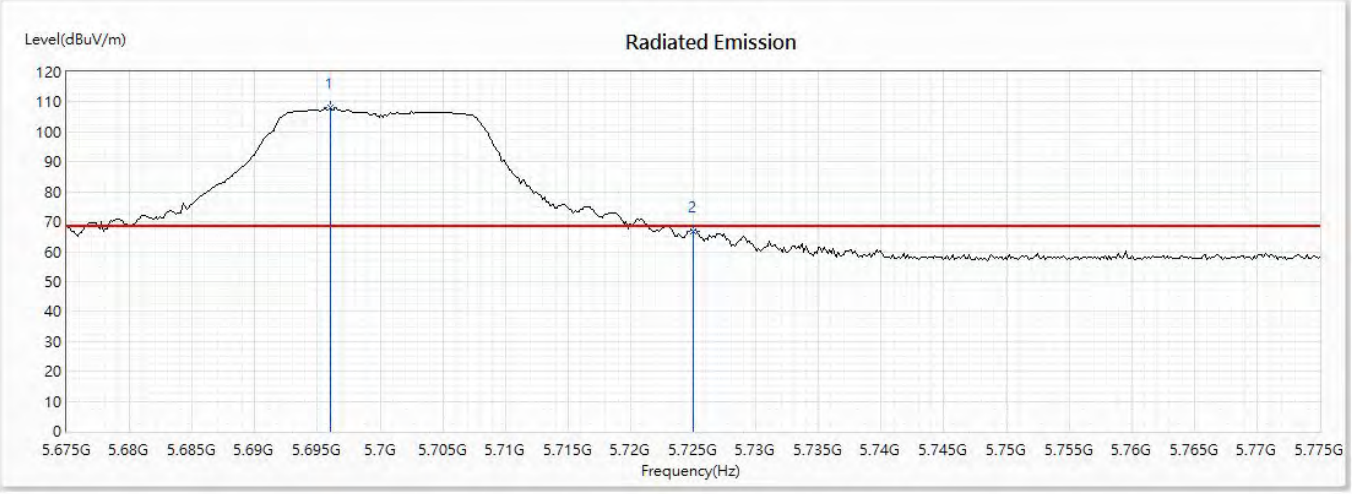

No	Frequency (MHz)	Emission Level (dBuV/m)	Limit (dBuV/m)	Margin (dB)	Reading Level (dBuV)	Correct Factor (dB/m)	Detector Type
! 1	5696.014	108.32	68.22	40.10	89.15	19.17	PK
2	5725	66.93	68.22	-1.29	47.78	19.15	PK

Product	:	Industrial WiFi module
Test Item	:	Band Edge Data
Test Mode	:	Mode 1: Transmit (802.11a-6Mbps) (5745MHz)
Test Date	:	2020/05/18

Horizontal

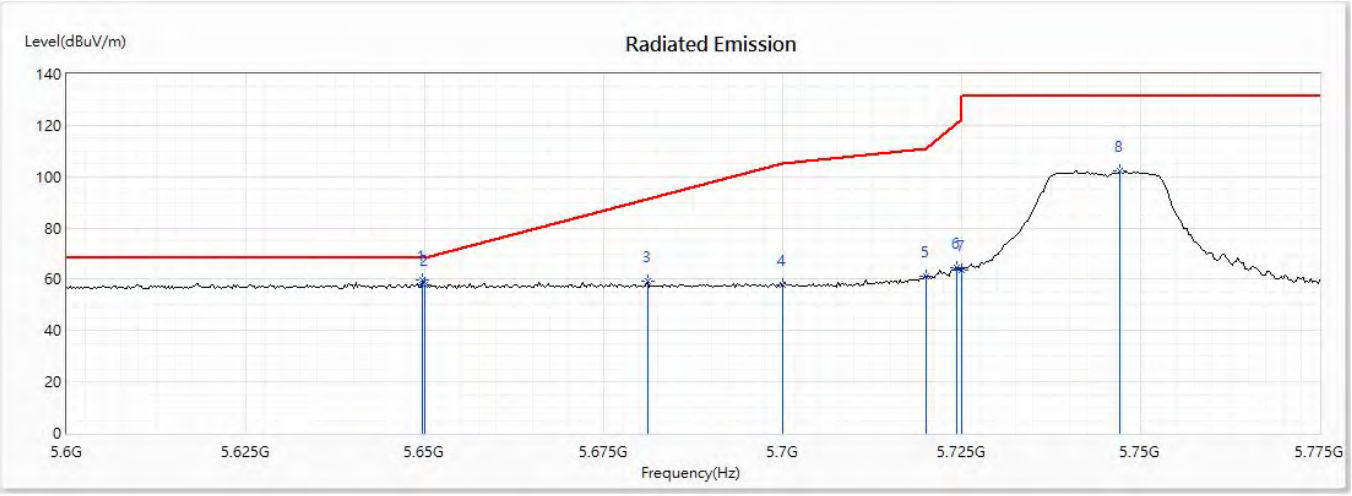

No	Frequency (MHz)	Emission Level (dBuV/m)	Limit (dBuV/m)	Margin (dB)	Reading Level (dBuV)	Correct Factor (dB/m)	Detector Type
* 1	5649.71	59.60	68.22	-8.62	40.39	19.21	PK
2	5650	57.88	68.22	-10.34	38.67	19.21	PK
3	5681.159	59.05	91.30	-32.25	39.86	19.19	PK
4	5700	57.70	105.20	-47.50	38.53	19.17	PK
5	5720	61.31	110.80	-49.49	42.16	19.15	PK
6	5724.275	64.57	120.55	-55.98	45.42	19.15	PK
7	5725	63.77	122.20	-58.43	44.62	19.15	PK
8	5747.101	102.21	131.20	-28.99	83.09	19.12	PK

Product	:	Industrial WiFi module
Test Item	:	Band Edge Data
Test Mode	:	Mode 1: Transmit (802.11a-6Mbps) (5745MHz)
Test Date	:	2020/05/18

Vertical

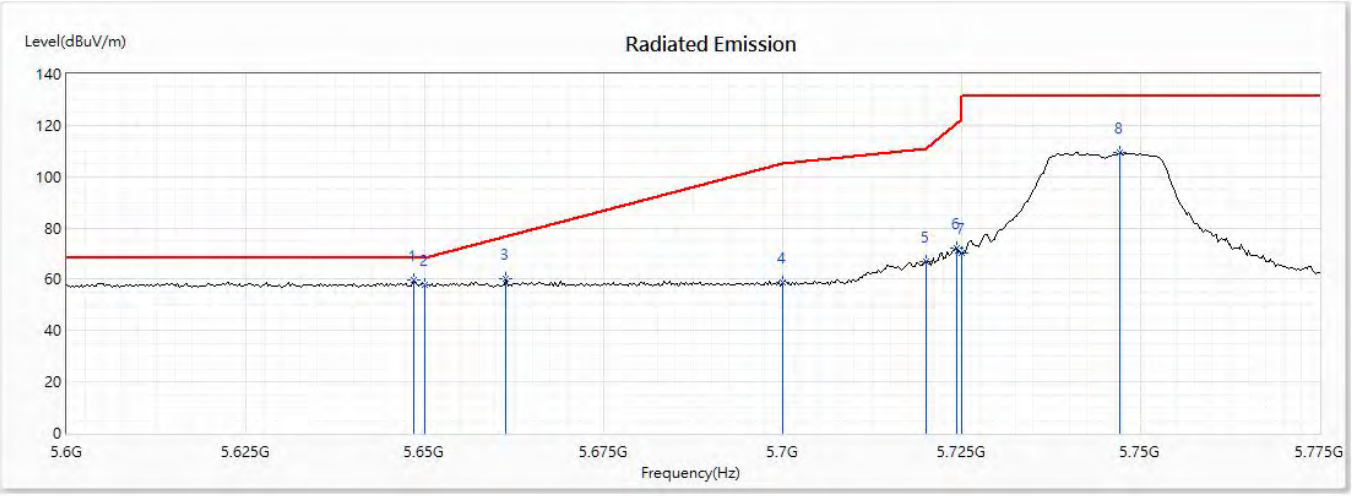

No	Frequency (MHz)	Emission Level (dBuV/m)	Limit (dBuV/m)	Margin (dB)	Reading Level (dBuV)	Correct Factor (dB/m)	Detector Type
* 1	5648.442	59.58	68.22	-8.64	40.36	19.22	PK
2	5650	57.91	68.22	-10.31	38.70	19.21	PK
3	5661.377	60.33	76.66	-16.33	41.13	19.20	PK
4	5700	58.89	105.20	-46.31	39.72	19.17	PK
5	5720	66.77	110.80	-44.03	47.62	19.15	PK
6	5724.275	71.92	120.55	-48.62	52.77	19.15	PK
7	5725	70.06	122.20	-52.14	50.91	19.15	PK
8	5747.101	109.42	131.20	-21.78	90.30	19.12	PK

Product	:	Industrial WiFi module
Test Item	:	Band Edge Data
Test Mode	:	Mode 1: Transmit (802.11a-6Mbps) (5825MHz)
Test Date	:	2020/05/18

Horizontal

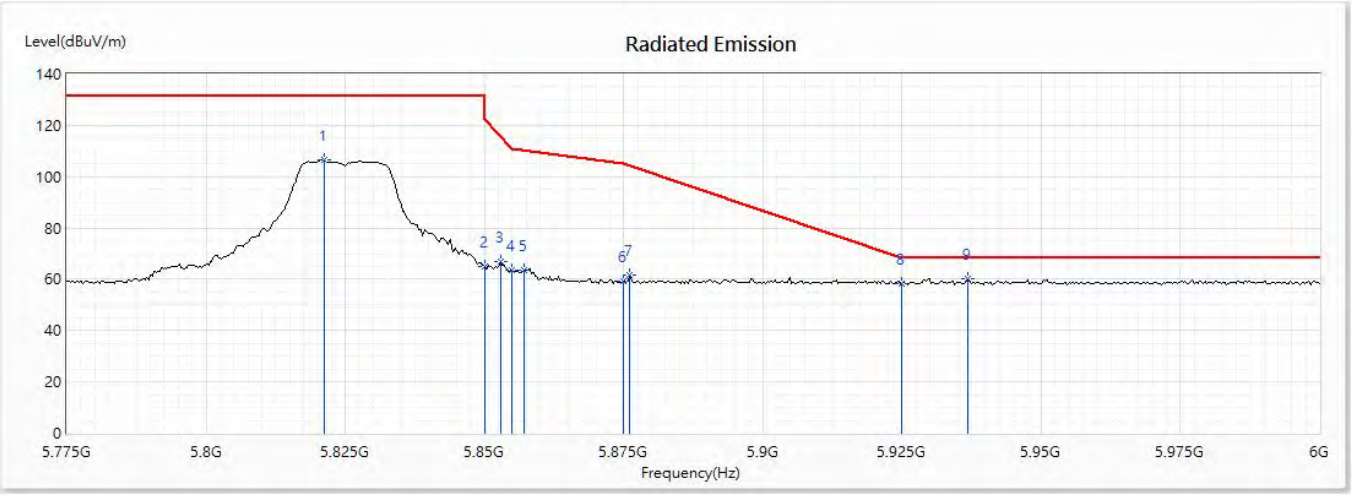

No	Frequency (MHz)	Emission Level (dBuV/m)	Limit (dBuV/m)	Margin (dB)	Reading Level (dBuV)	Correct Factor (dB/m)	Detector Type
1	5821.304	106.71	131.20	-24.49	87.22	19.49	PK
2	5850	64.96	122.20	-57.24	45.32	19.64	PK
3	5852.935	66.75	115.51	-48.76	47.10	19.65	PK
4	5855	63.34	110.80	-47.46	43.69	19.65	PK
5	5857.174	63.67	110.19	-46.52	44.01	19.66	PK
6	5875	59.14	105.20	-46.06	39.42	19.72	PK
7	5876.087	61.47	104.39	-42.92	41.75	19.72	PK
8	5925	58.51	68.20	-9.69	38.64	19.87	PK
* 9	5936.739	60.06	68.20	-8.14	40.15	19.91	PK

Product	:	Industrial WiFi module
Test Item	:	Band Edge Data
Test Mode	:	Mode 1: Transmit (802.11a-6Mbps) (5825MHz)
Test Date	:	2020/05/18

Vertical

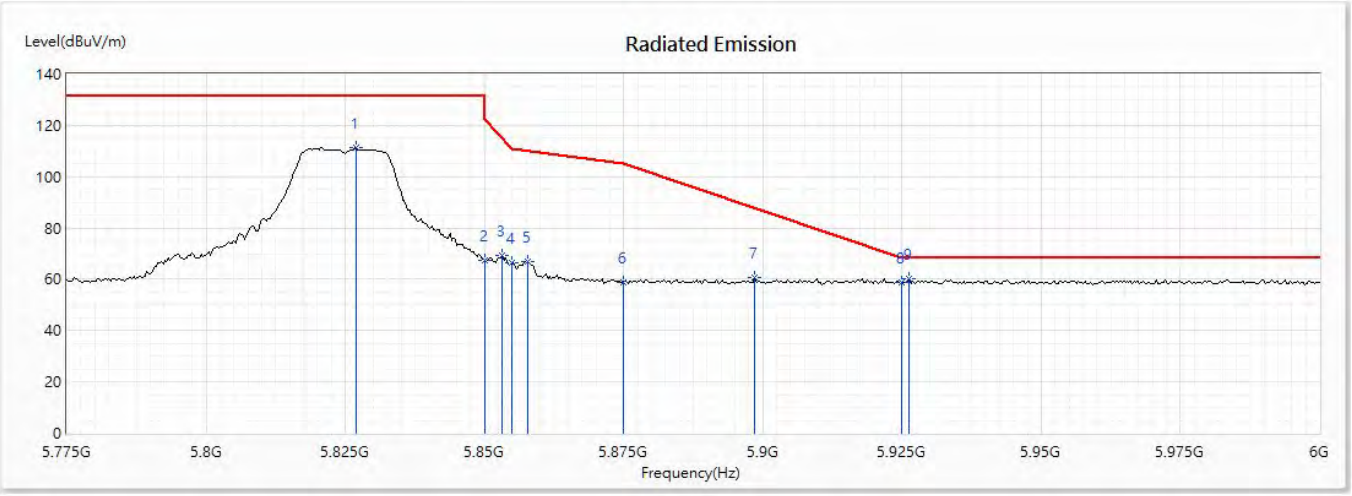

No	Frequency (MHz)	Emission Level (dBuV/m)	Limit (dBuV/m)	Margin (dB)	Reading Level (dBuV)	Correct Factor (dB/m)	Detector Type
1	5826.848	111.50	131.20	-19.70	91.98	19.52	PK
2	5850	67.34	122.20	-54.86	47.70	19.64	PK
3	5853.261	69.17	114.76	-45.59	49.52	19.65	PK
4	5855	66.27	110.80	-44.53	46.62	19.65	PK
5	5857.826	66.72	110.01	-43.29	47.05	19.67	PK
6	5875	59.01	105.20	-46.19	39.29	19.72	PK
7	5898.587	60.62	87.71	-27.09	40.83	19.79	PK
8	5925	58.99	68.20	-9.21	39.12	19.87	PK
* 9	5926.304	60.44	68.20	-7.76	40.57	19.87	PK

Product	:	Industrial WiFi module
Test Item	:	Band Edge Data
Test Mode	:	Mode 2: Transmit (802.11n-20BW 7.2Mbps) (5180MHz)
Test Date	:	2020/05/18

Horizontal

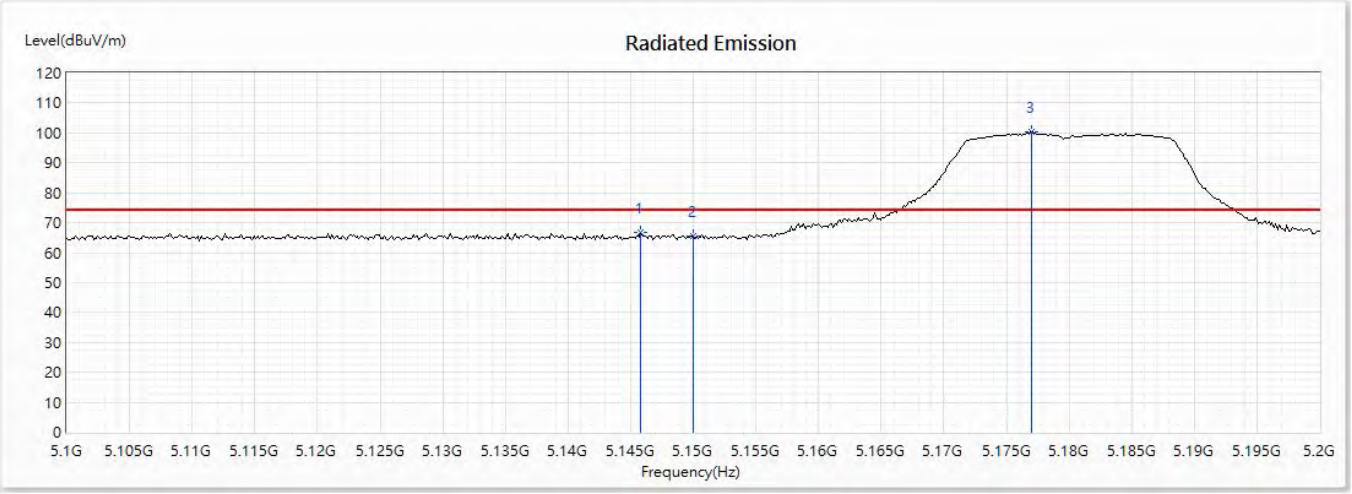

No	Frequency (MHz)	Emission Level (dBuV/m)	Limit (dBuV/m)	Margin (dB)	Reading Level (dBuV)	Correct Factor (dB/m)	Detector Type
1	5145.797	66.58	74.00	-7.42	48.00	18.58	PK
2	5150	65.57	74.00	-8.43	47.00	18.57	PK
! 3	5176.957	100.23	74.00	26.23	81.80	18.43	PK

Note:

1. All readings above 1GHz are performed with peak and/or average measurements as necessary.
2. Measurement Level = Reading Level + Correct Factor.
3. The average measurement was not performed when the peak measured data under the limit of average detection.

Product	:	Industrial WiFi module
Test Item	:	Band Edge Data
Test Mode	:	Mode 2: Transmit (802.11n-20BW 7.2Mbps) (5180MHz)
Test Date	:	2020/05/18

Horizontal

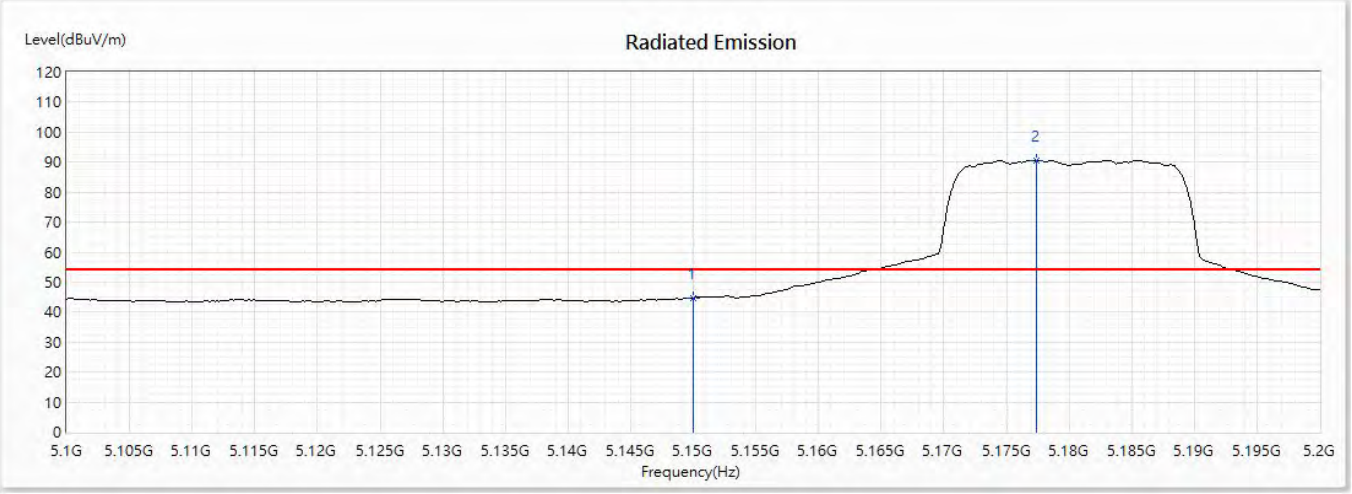

No	Frequency (MHz)	Emission Level (dBuV/m)	Limit (dBuV/m)	Margin (dB)	Reading Level (dBuV)	Correct Factor (dB/m)	Detector Type
1	5150	44.67	54.00	-9.33	26.10	18.57	AV
! 2	5177.391	90.67	54.00	36.67	72.25	18.42	AV

Note:

1. All readings above 1GHz are performed with peak and/or average measurements as necessary.
2. Measurement Level = Reading Level + Correct Factor.
3. The average measurement was not performed when the peak measured data under the limit of average detection.

Product	:	Industrial WiFi module
Test Item	:	Band Edge Data
Test Mode	:	Mode 2: Transmit (802.11n-20BW 7.2Mbps) (5180MHz)
Test Date	:	2020/05/18

Vertical

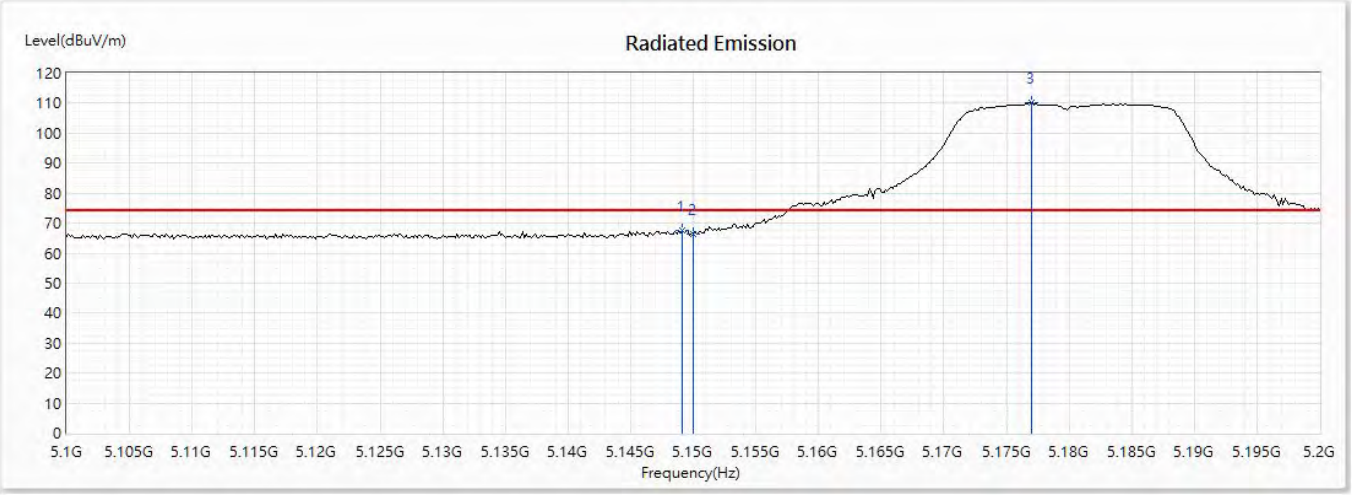

No	Frequency (MHz)	Emission Level (dBuV/m)	Limit (dBuV/m)	Margin (dB)	Reading Level (dBuV)	Correct Factor (dB/m)	Detector Type
1	5149.13	67.61	74.00	-6.39	49.03	18.58	PK
2	5150	66.16	74.00	-7.84	47.59	18.57	PK
! 3	5176.957	110.24	74.00	36.24	91.81	18.43	PK

Note:

1. All readings above 1GHz are performed with peak and/or average measurements as necessary.
2. Measurement Level = Reading Level + Correct Factor.
3. The average measurement was not performed when the peak measured data under the limit of average detection.

Product	:	Industrial WiFi module
Test Item	:	Band Edge Data
Test Mode	:	Mode 2: Transmit (802.11n-20BW 7.2Mbps) (5180MHz)
Test Date	:	2020/05/18

Vertical

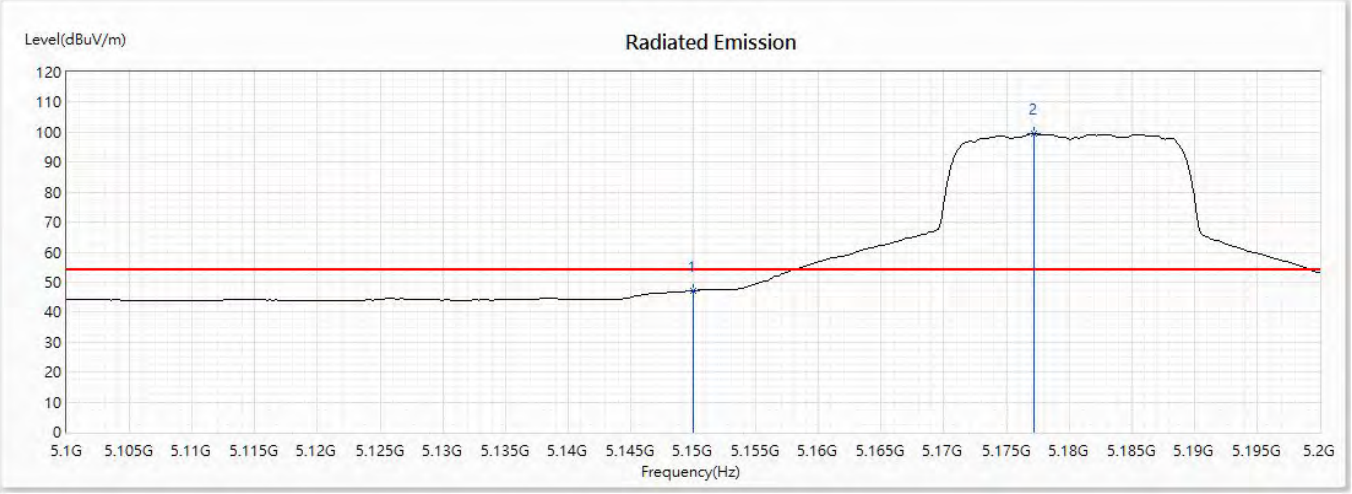

No	Frequency (MHz)	Emission Level (dBuV/m)	Limit (dBuV/m)	Margin (dB)	Reading Level (dBuV)	Correct Factor (dB/m)	Detector Type
1	5150	47.03	54.00	-6.97	28.46	18.57	AV
! 2	5177.246	99.49	54.00	45.49	81.07	18.42	AV

Note:

1. All readings above 1GHz are performed with peak and/or average measurements as necessary.
2. Measurement Level = Reading Level + Correct Factor.
3. The average measurement was not performed when the peak measured data under the limit of average detection.

Product	:	Industrial WiFi module
Test Item	:	Band Edge Data
Test Mode	:	Mode 2: Transmit (802.11n-20BW 7.2Mbps) (5320MHz)
Test Date	:	2020/05/18

Horizontal

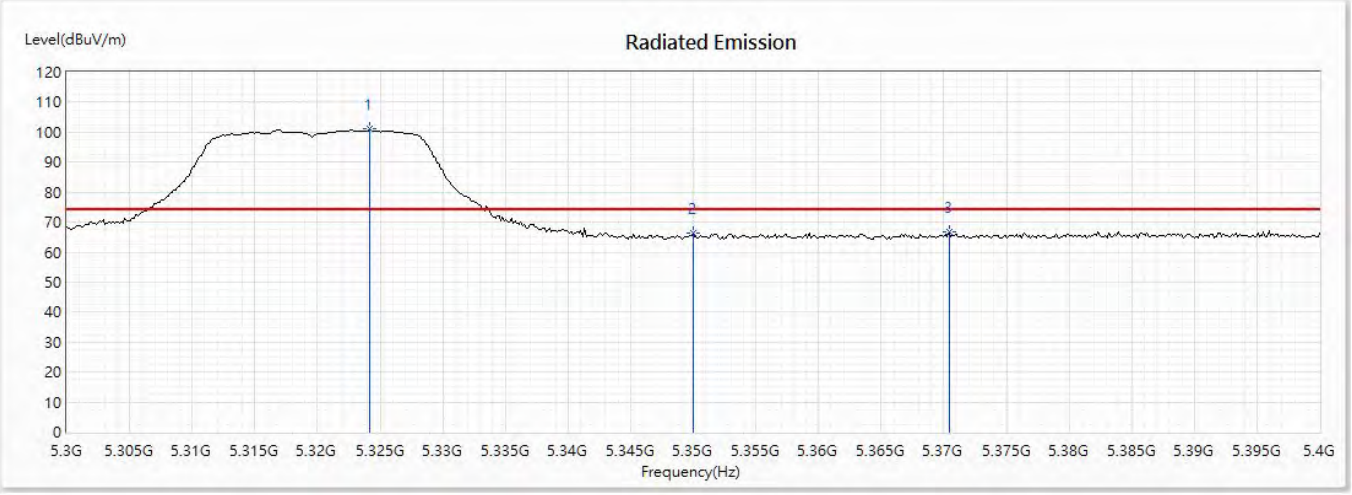

No	Frequency (MHz)	Emission Level (dBuV/m)	Limit (dBuV/m)	Margin (dB)	Reading Level (dBuV)	Correct Factor (dB/m)	Detector Type
! 1	5324.203	101.18	74.00	27.18	82.53	18.65	PK
2	5350	66.23	74.00	-7.77	47.40	18.83	PK
3	5370.435	66.91	74.00	-7.09	47.99	18.92	PK

Note:

1. All readings above 1GHz are performed with peak and/or average measurements as necessary.
2. Measurement Level = Reading Level + Correct Factor.
3. The average measurement was not performed when the peak measured data under the limit of average detection.

Product	:	Industrial WiFi module
Test Item	:	Band Edge Data
Test Mode	:	Mode 2: Transmit (802.11n-20BW 7.2Mbps) (5320MHz)
Test Date	:	2020/05/18

Horizontal

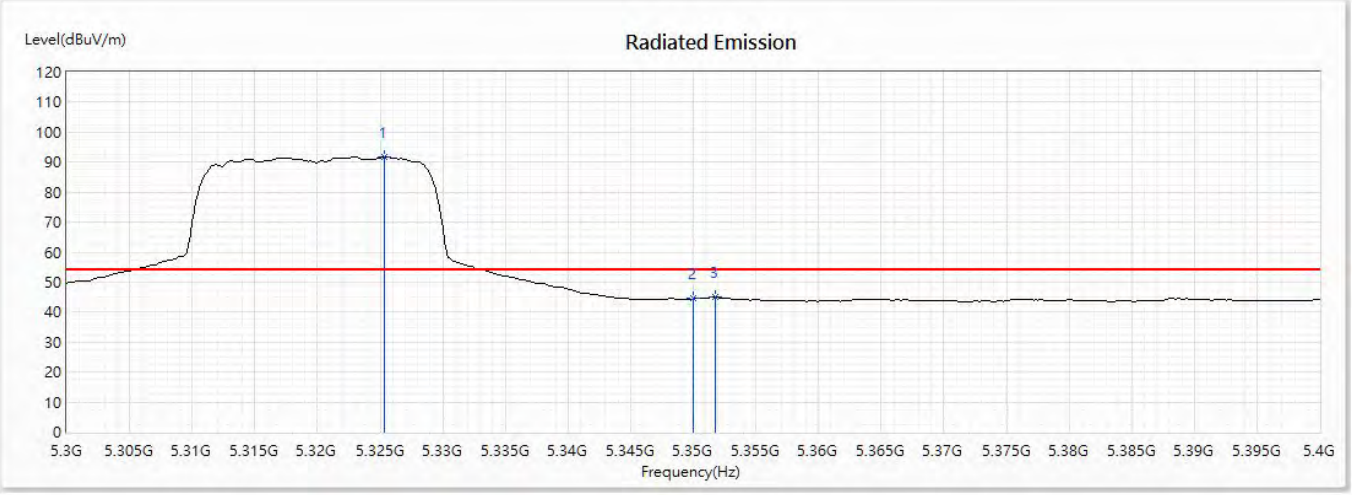

No	Frequency (MHz)	Emission Level (dBuV/m)	Limit (dBuV/m)	Margin (dB)	Reading Level (dBuV)	Correct Factor (dB/m)	Detector Type
! 1	5325.362	91.82	54.00	37.82	73.16	18.66	AV
2	5350	44.44	54.00	-9.56	25.61	18.83	AV
3	5351.739	45.02	54.00	-8.98	26.18	18.84	AV

Note:

1. All readings above 1GHz are performed with peak and/or average measurements as necessary.
2. Measurement Level = Reading Level + Correct Factor.
3. The average measurement was not performed when the peak measured data under the limit of average detection.

Product	:	Industrial WiFi module
Test Item	:	Band Edge Data
Test Mode	:	Mode 2: Transmit (802.11n-20BW 7.2Mbps) (5320MHz)
Test Date	:	2020/05/18

Vertical

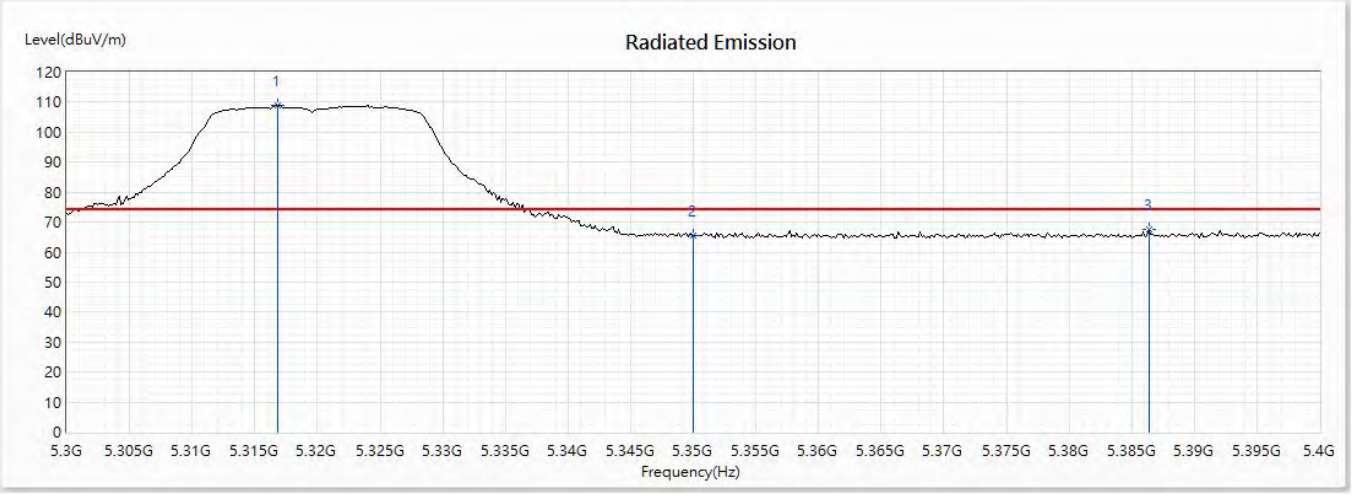

No	Frequency (MHz)	Emission Level (dBuV/m)	Limit (dBuV/m)	Margin (dB)	Reading Level (dBuV)	Correct Factor (dB/m)	Detector Type
! 1	5316.812	108.93	74.00	34.93	90.33	18.60	PK
2	5350	65.67	74.00	-8.33	46.84	18.83	PK
3	5386.377	67.54	74.00	-6.46	48.54	19.00	PK

Note:

1. All readings above 1GHz are performed with peak and/or average measurements as necessary.
2. Measurement Level = Reading Level + Correct Factor.
3. The average measurement was not performed when the peak measured data under the limit of average detection.

Product	:	Industrial WiFi module
Test Item	:	Band Edge Data
Test Mode	:	Mode 2: Transmit (802.11n-20BW 7.2Mbps) (5320MHz)
Test Date	:	2020/05/18

Vertical

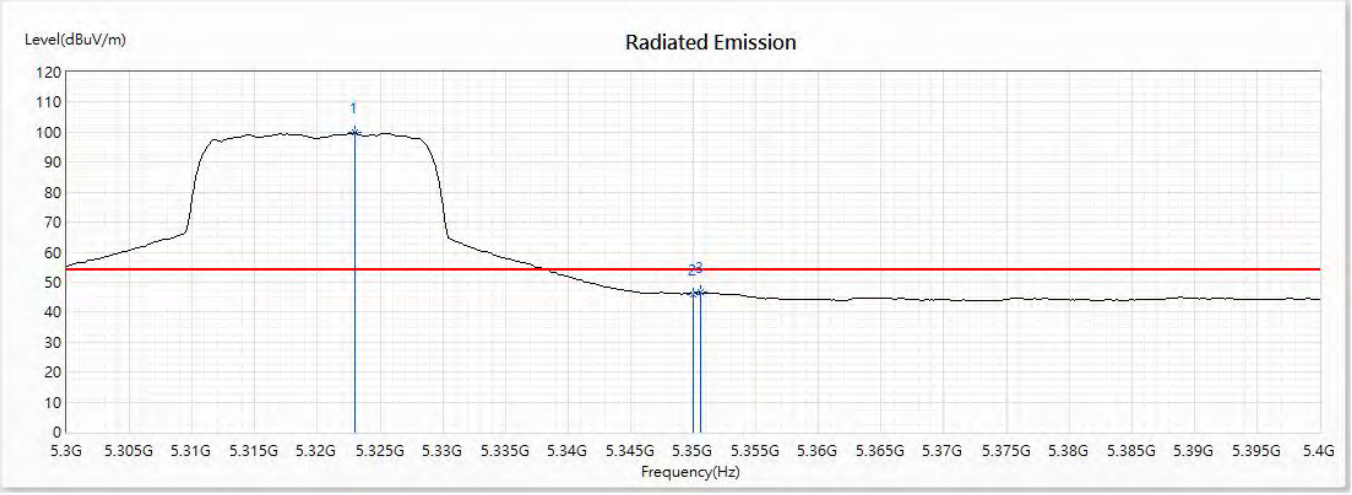

No	Frequency (MHz)	Emission Level (dBuV/m)	Limit (dBuV/m)	Margin (dB)	Reading Level (dBuV)	Correct Factor (dB/m)	Detector Type
! 1	5323.043	99.75	54.00	45.75	81.11	18.64	AV
2	5350	46.05	54.00	-7.95	27.22	18.83	AV
3	5350.58	46.55	54.00	-7.45	27.72	18.83	AV

Note:

1. All readings above 1GHz are performed with peak and/or average measurements as necessary.
2. Measurement Level = Reading Level + Correct Factor.
3. The average measurement was not performed when the peak measured data under the limit of average detection.

Product	:	Industrial WiFi module
Test Item	:	Band Edge Data
Test Mode	:	Mode 2: Transmit (802.11n-20BW 7.2Mbps) (5500MHz)
Test Date	:	2020/05/18

Horizontal

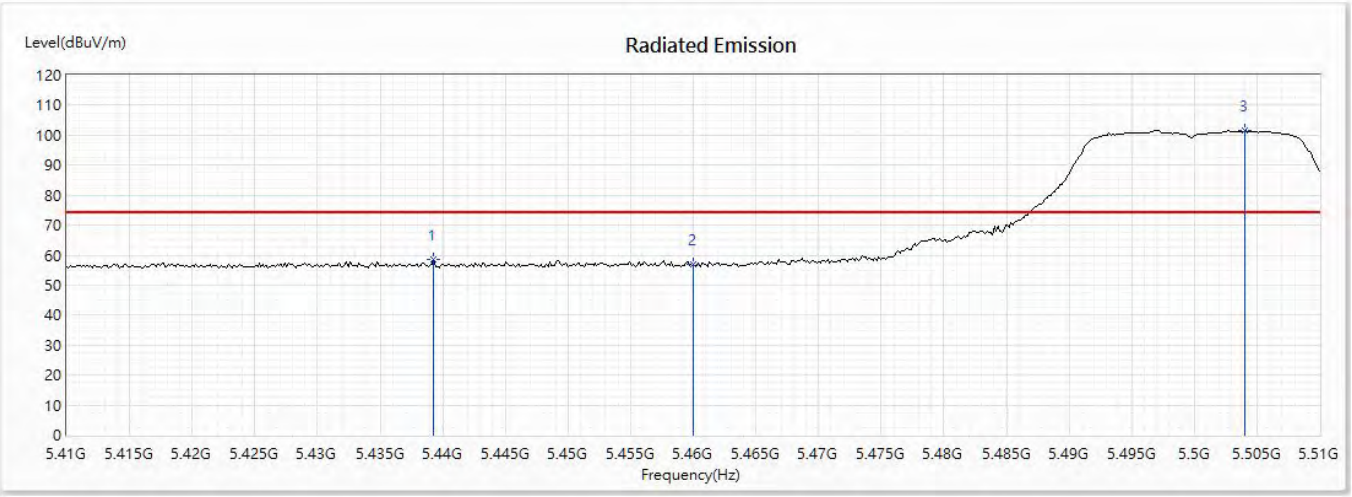

No	Frequency (MHz)	Emission Level (dBuV/m)	Limit (dBuV/m)	Margin (dB)	Reading Level (dBuV)	Correct Factor (dB/m)	Detector Type
1	5439.275	58.65	74.00	-15.35	39.40	19.25	PK
2	5460	56.92	74.00	-17.08	37.54	19.38	PK
! 3	5504.058	101.74	74.00	27.74	82.12	19.62	PK

Note:

1. All readings above 1GHz are performed with peak and/or average measurements as necessary.
2. Measurement Level = Reading Level + Correct Factor.
3. The average measurement was not performed when the peak measured data under the limit of average detection.

Product	:	Industrial WiFi module
Test Item	:	Band Edge Data
Test Mode	:	Mode 2: Transmit (802.11n-20BW 7.2Mbps) (5500MHz)
Test Date	:	2020/05/18

Horizontal

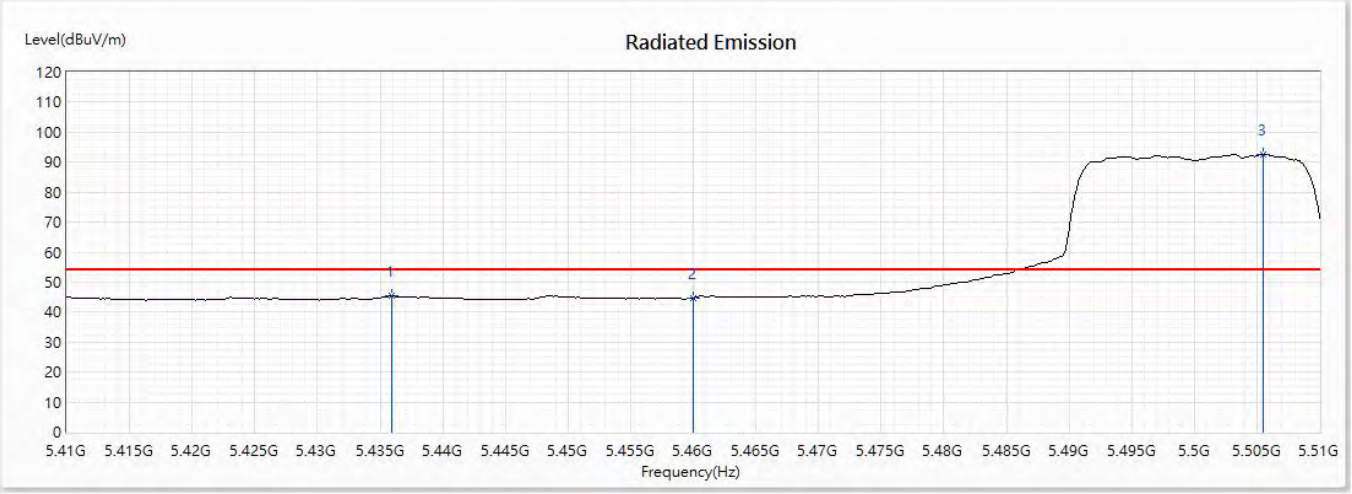

No	Frequency (MHz)	Emission Level (dBuV/m)	Limit (dBuV/m)	Margin (dB)	Reading Level (dBuV)	Correct Factor (dB/m)	Detector Type
1	5435.942	45.34	54.00	-8.66	26.10	19.24	AV
2	5460	44.71	54.00	-9.29	25.33	19.38	AV
! 3	5505.507	92.70	54.00	38.70	73.08	19.62	AV

Note:

1. All readings above 1GHz are performed with peak and/or average measurements as necessary.
2. Measurement Level = Reading Level + Correct Factor.
3. The average measurement was not performed when the peak measured data under the limit of average detection.

Product	:	Industrial WiFi module
Test Item	:	Band Edge Data
Test Mode	:	Mode 2: Transmit (802.11n-20BW 7.2Mbps) (5500MHz)
Test Date	:	2020/05/18

Vertical

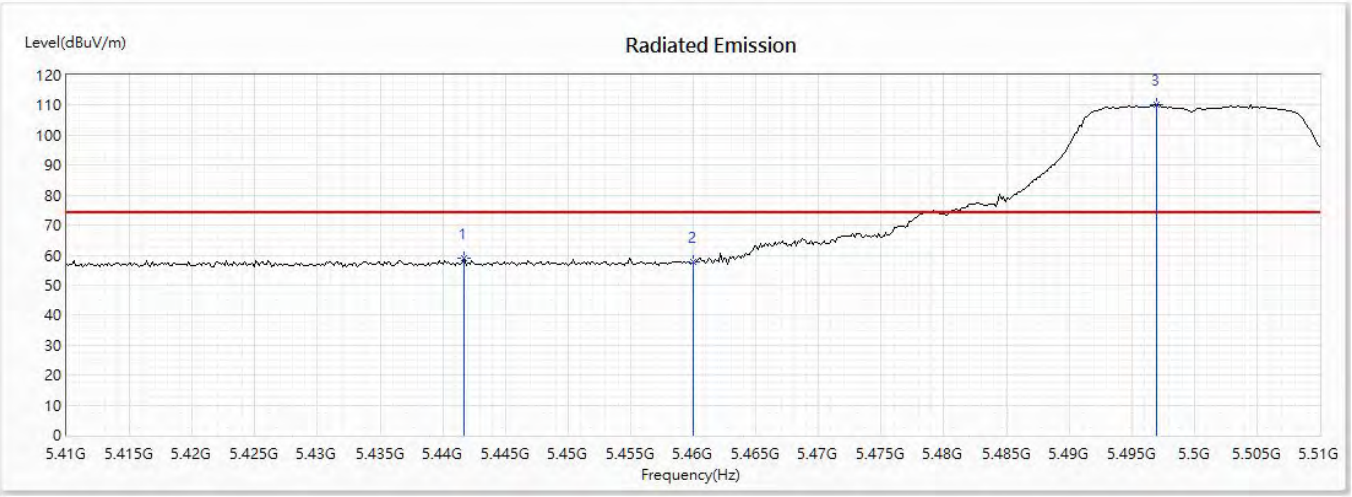

No	Frequency (MHz)	Emission Level (dBuV/m)	Limit (dBuV/m)	Margin (dB)	Reading Level (dBuV)	Correct Factor (dB/m)	Detector Type
1	5441.739	59.04	74.00	-14.96	39.77	19.27	PK
2	5460	57.75	74.00	-16.25	38.37	19.38	PK
! 3	5496.957	110.13	74.00	36.13	90.50	19.63	PK

Note:

1. All readings above 1GHz are performed with peak and/or average measurements as necessary.
2. Measurement Level = Reading Level + Correct Factor.
3. The average measurement was not performed when the peak measured data under the limit of average detection.

Product	:	Industrial WiFi module
Test Item	:	Band Edge Data
Test Mode	:	Mode 2: Transmit (802.11n-20BW 7.2Mbps) (5500MHz)
Test Date	:	2020/05/18

Vertical

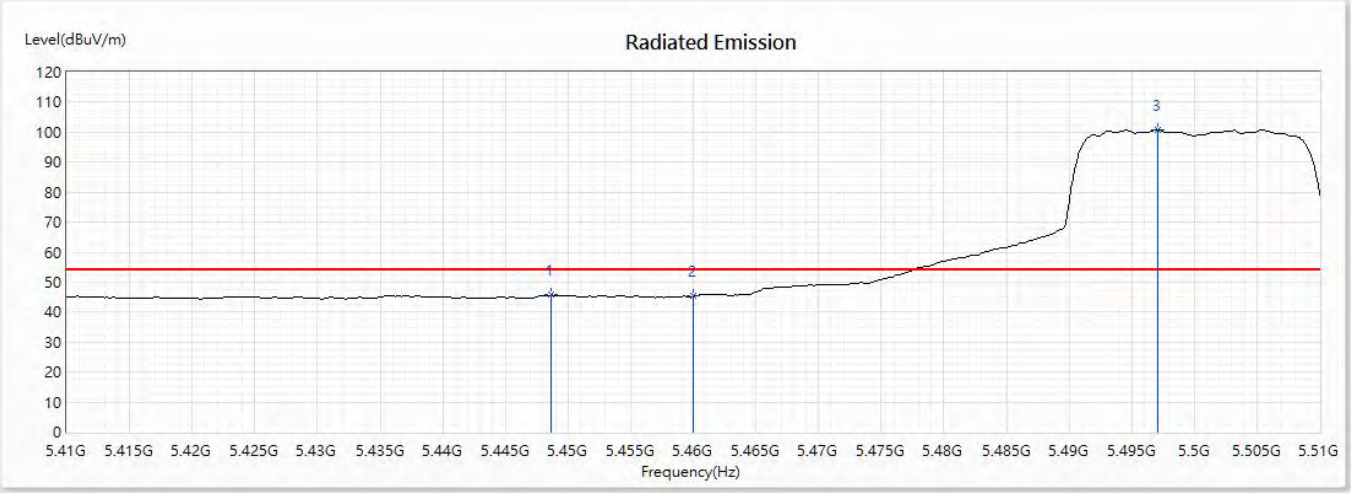

No	Frequency (MHz)	Emission Level (dBuV/m)	Limit (dBuV/m)	Margin (dB)	Reading Level (dBuV)	Correct Factor (dB/m)	Detector Type
1	5448.696	45.67	54.00	-8.33	26.37	19.30	AV
2	5460	45.28	54.00	-8.72	25.90	19.38	AV
! 3	5497.101	100.68	54.00	46.68	81.05	19.63	AV

Note:

1. All readings above 1GHz are performed with peak and/or average measurements as necessary.
2. Measurement Level = Reading Level + Correct Factor.
3. The average measurement was not performed when the peak measured data under the limit of average detection.

Product	:	Industrial WiFi module
Test Item	:	Band Edge Data
Test Mode	:	Mode 2: Transmit (802.11n-20BW 7.2Mbps) (5500MHz)
Test Date	:	2020/05/18

Horizontal

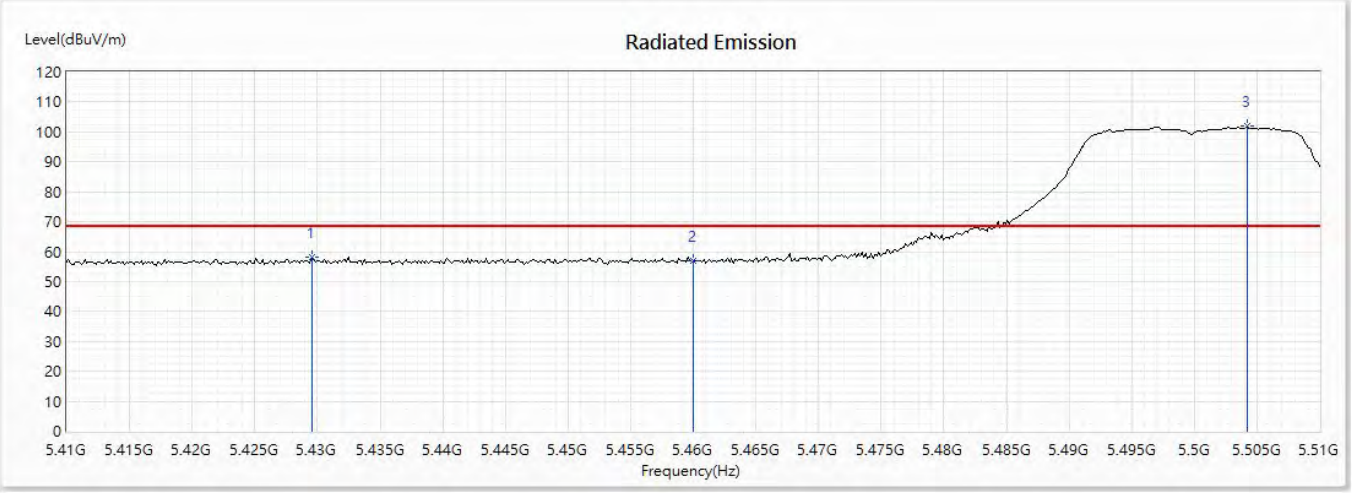

No	Frequency (MHz)	Emission Level (dBuV/m)	Limit (dBuV/m)	Margin (dB)	Reading Level (dBuV)	Correct Factor (dB/m)	Detector Type
1	5429.565	58.17	68.22	-10.05	38.96	19.21	PK
2	5460	56.93	68.22	-11.29	37.55	19.38	PK
! 3	5504.203	101.94	68.22	33.72	82.32	19.62	PK

Product	:	Industrial WiFi module
Test Item	:	Band Edge Data
Test Mode	:	Mode 2: Transmit (802.11n-20BW 7.2Mbps) (5500MHz)
Test Date	:	2020/05/18

Vertical

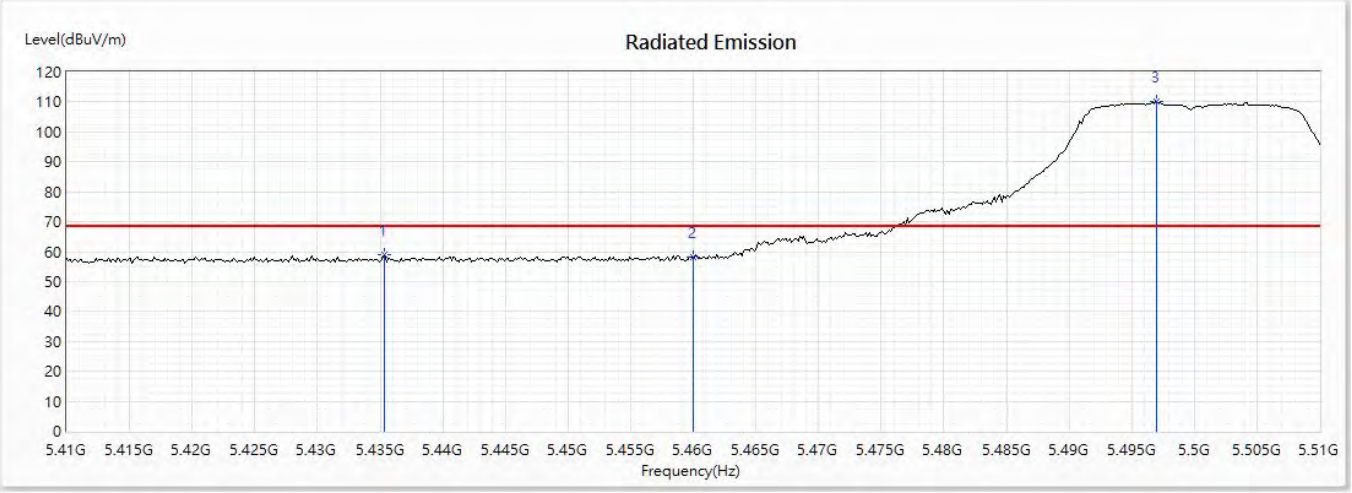

No	Frequency (MHz)	Emission Level (dBuV/m)	Limit (dBuV/m)	Margin (dB)	Reading Level (dBuV)	Correct Factor (dB/m)	Detector Type
1	5435.362	58.86	68.22	-9.36	39.62	19.24	PK
2	5460	58.05	68.22	-10.17	38.67	19.38	PK
! 3	5496.957	110.04	68.22	41.82	90.41	19.63	PK

Product	:	Industrial WiFi module
Test Item	:	Band Edge Data
Test Mode	:	Mode 2: Transmit (802.11n-20BW 7.2Mbps) (5700MHz)
Test Date	:	2020/05/18

Horizontal

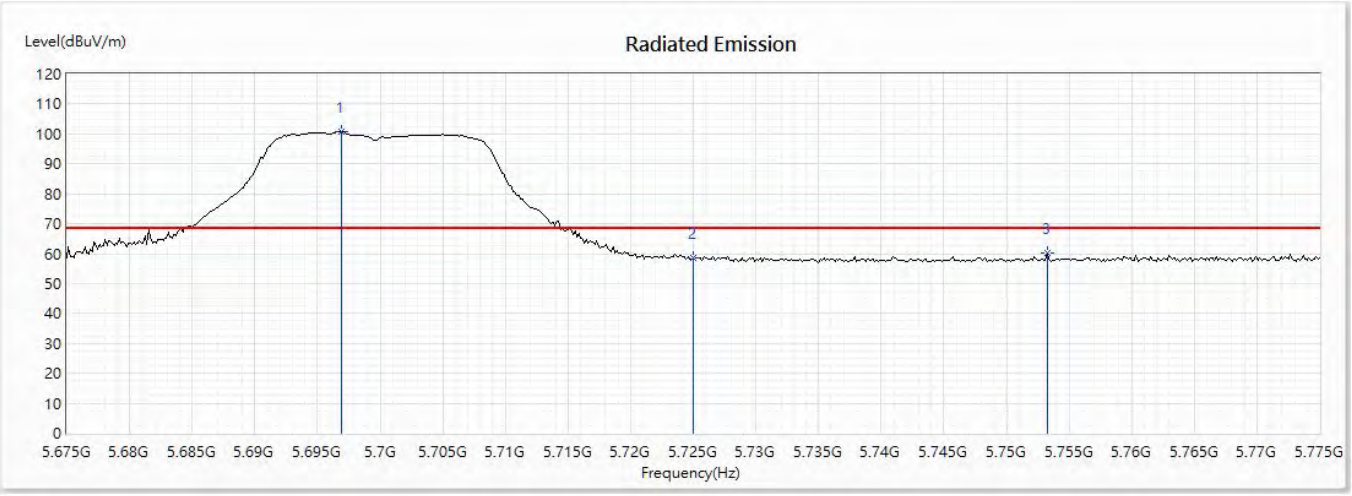

No	Frequency (MHz)	Emission Level (dBuV/m)	Limit (dBuV/m)	Margin (dB)	Reading Level (dBuV)	Correct Factor (dB/m)	Detector Type
! 1	5696.884	100.76	68.22	32.54	81.59	19.17	PK
2	5725	58.68	68.22	-9.54	39.53	19.15	PK
3	5753.261	60.02	68.22	-8.20	40.88	19.14	PK

Product	:	Industrial WiFi module
Test Item	:	Band Edge Data
Test Mode	:	Mode 2: Transmit (802.11n-20BW 7.2Mbps) (5700MHz)
Test Date	:	2020/05/18

Vertical

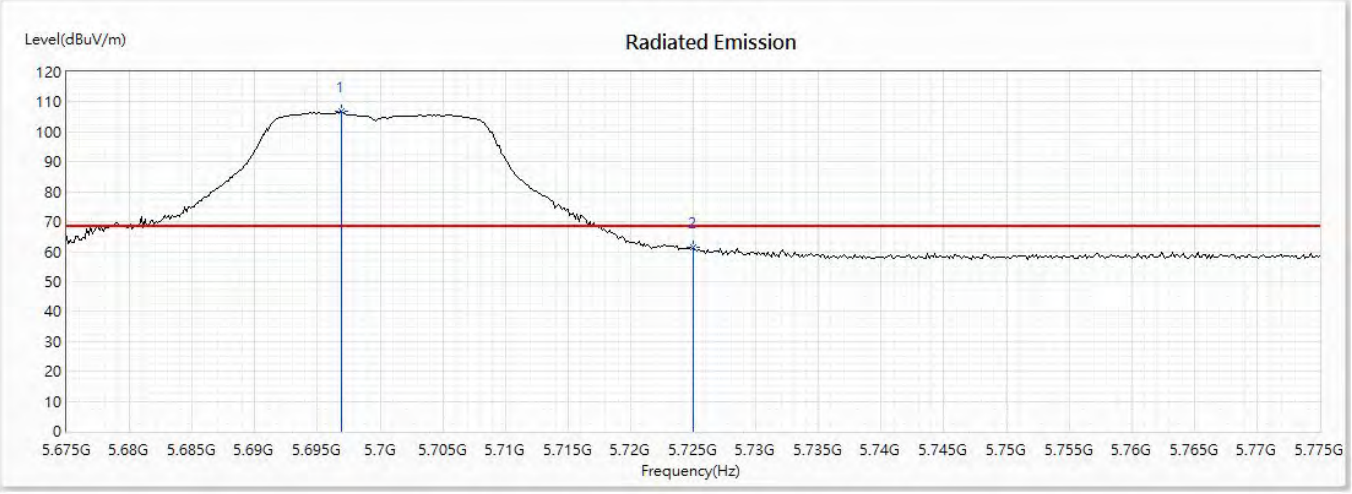

No	Frequency (MHz)	Emission Level (dBuV/m)	Limit (dBuV/m)	Margin (dB)	Reading Level (dBuV)	Correct Factor (dB/m)	Detector Type
! 1	5696.884	106.75	68.22	38.53	87.58	19.17	PK
2	5725	61.45	68.22	-6.77	42.30	19.15	PK

Product	:	Industrial WiFi module
Test Item	:	Band Edge Data
Test Mode	:	Mode 2: Transmit (802.11n-20BW 7.2Mbps) (5745MHz)
Test Date	:	2020/05/18

Horizontal

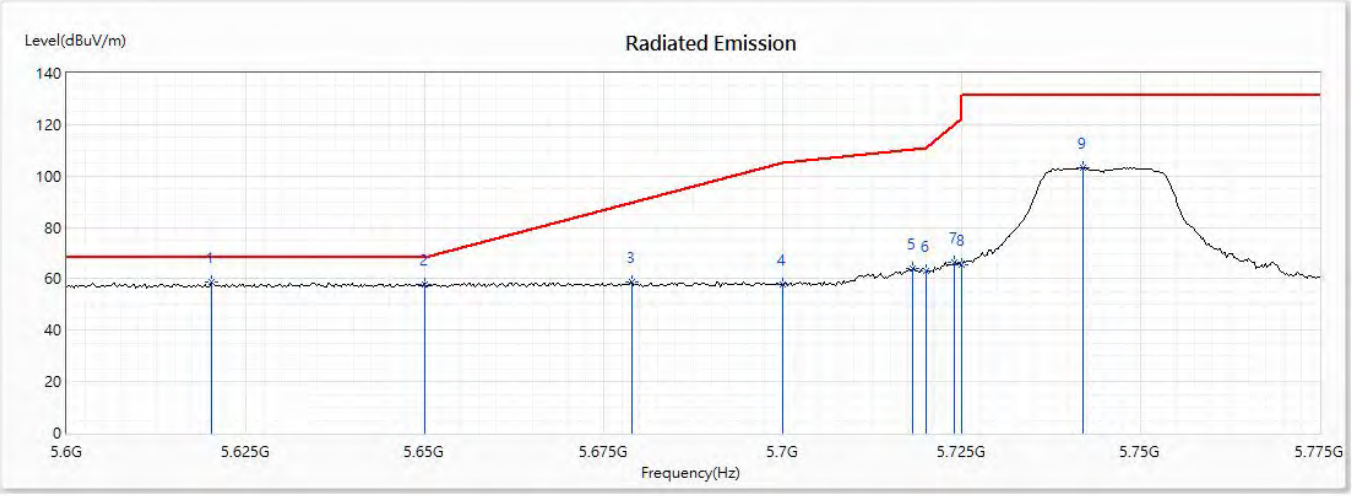

No	Frequency (MHz)	Emission Level (dBuV/m)	Limit (dBuV/m)	Margin (dB)	Reading Level (dBuV)	Correct Factor (dB/m)	Detector Type
* 1	5620.29	58.60	68.22	-9.62	39.36	19.24	PK
2	5650	57.91	68.22	-10.31	38.70	19.21	PK
3	5678.877	58.97	89.62	-30.64	39.78	19.19	PK
4	5700	57.67	105.20	-47.53	38.50	19.17	PK
5	5718.188	64.19	110.29	-46.10	45.03	19.16	PK
6	5720	63.04	110.80	-47.76	43.89	19.15	PK
7	5724.022	66.19	119.97	-53.78	47.04	19.15	PK
8	5725	65.54	122.20	-56.66	46.39	19.15	PK
9	5742.029	103.33	131.20	-27.87	84.21	19.12	PK

Product	:	Industrial WiFi module
Test Item	:	Band Edge Data
Test Mode	:	Mode 2: Transmit (802.11n-20BW 7.2Mbps) (5745MHz)
Test Date	:	2020/05/18

Vertical

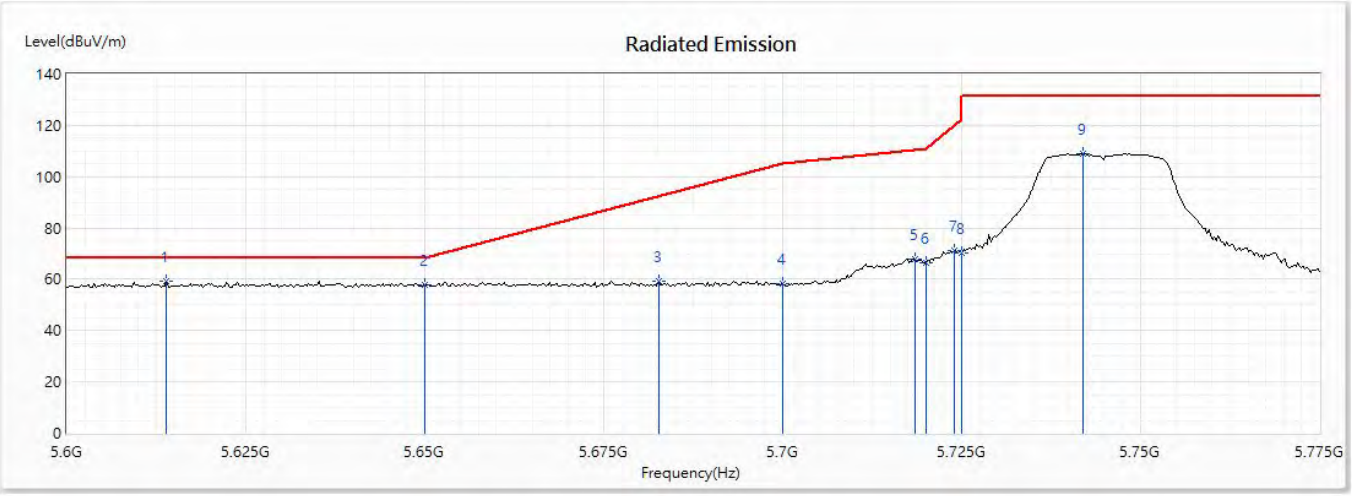

No	Frequency (MHz)	Emission Level (dBuV/m)	Limit (dBuV/m)	Margin (dB)	Reading Level (dBuV)	Correct Factor (dB/m)	Detector Type
* 1	5613.949	59.40	68.22	-8.82	40.15	19.25	PK
2	5650	57.90	68.22	-10.32	38.69	19.21	PK
3	5682.681	59.31	92.43	-33.11	40.12	19.19	PK
4	5700	58.15	105.20	-47.05	38.98	19.17	PK
5	5718.442	67.98	110.36	-42.39	48.82	19.16	PK
6	5720	66.40	110.80	-44.40	47.25	19.15	PK
7	5724.022	71.25	119.97	-48.72	52.10	19.15	PK
8	5725	70.40	122.20	-51.80	51.25	19.15	PK
9	5742.029	109.15	131.20	-22.05	90.03	19.12	PK

Product	:	Industrial WiFi module
Test Item	:	Band Edge Data
Test Mode	:	Mode 2: Transmit (802.11n-20BW 7.2Mbps) (5825MHz)
Test Date	:	2020/05/18

Horizontal

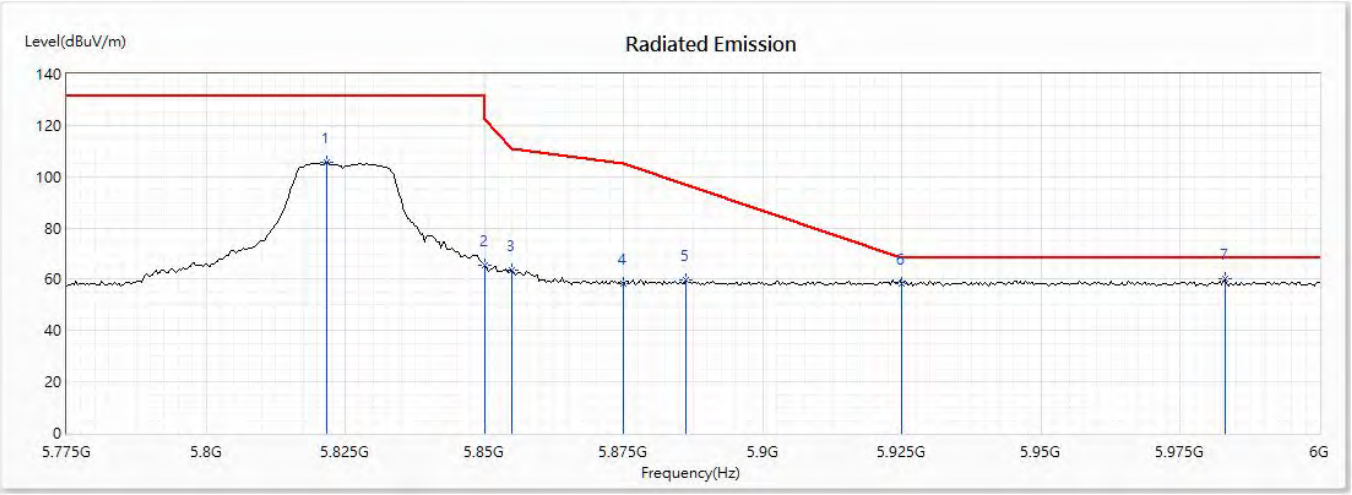

No	Frequency (MHz)	Emission Level (dBuV/m)	Limit (dBuV/m)	Margin (dB)	Reading Level (dBuV)	Correct Factor (dB/m)	Detector Type
1	5821.63	105.57	131.20	-25.63	86.08	19.49	PK
2	5850	65.34	122.20	-56.86	45.70	19.64	PK
3	5855	63.37	110.80	-47.43	43.72	19.65	PK
4	5875	58.30	105.20	-46.90	38.58	19.72	PK
5	5886.196	59.75	96.89	-37.14	40.00	19.75	PK
6	5925	58.11	68.20	-10.09	38.24	19.87	PK
* 7	5983.043	60.04	68.20	-8.16	39.98	20.06	PK

Product	:	Industrial WiFi module
Test Item	:	Band Edge Data
Test Mode	:	Mode 2: Transmit (802.11n-20BW 7.2Mbps) (5825MHz)
Test Date	:	2020/05/18

Vertical

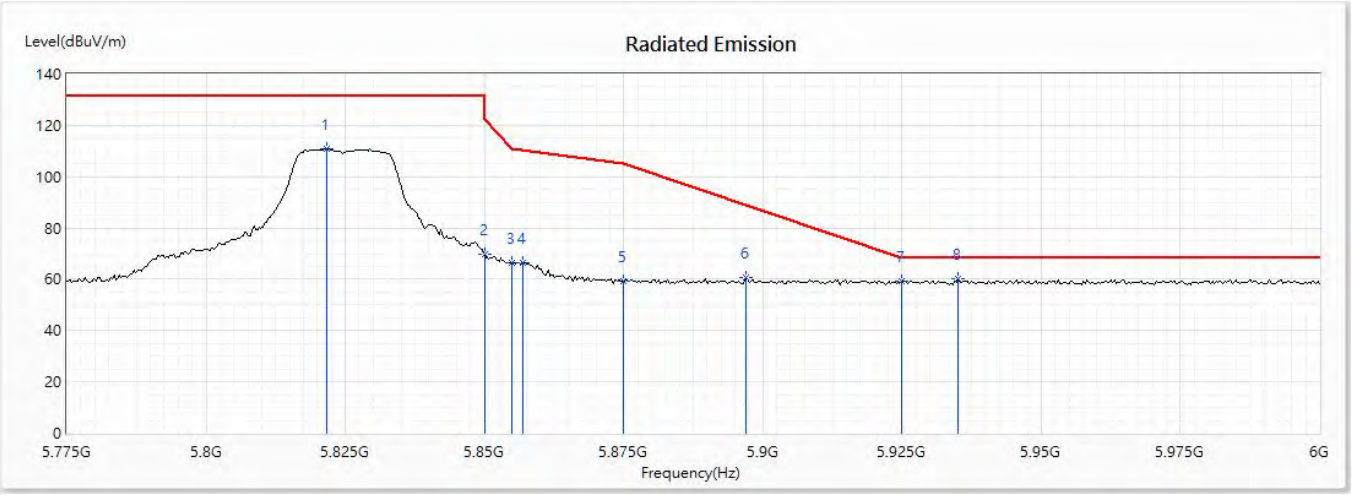

No	Frequency (MHz)	Emission Level (dBuV/m)	Limit (dBuV/m)	Margin (dB)	Reading Level (dBuV)	Correct Factor (dB/m)	Detector Type
1	5821.63	111.07	131.20	-20.13	91.58	19.49	PK
2	5850	69.86	122.20	-52.34	50.22	19.64	PK
3	5855	66.23	110.80	-44.57	46.58	19.65	PK
4	5856.848	66.51	110.28	-43.78	46.85	19.66	PK
5	5875	59.31	105.20	-45.89	39.59	19.72	PK
6	5896.957	60.72	88.91	-28.19	40.94	19.78	PK
7	5925	59.37	68.20	-8.83	39.50	19.87	PK
* 8	5935.109	60.03	68.20	-8.17	40.12	19.91	PK

Product	:	Industrial WiFi module
Test Item	:	Band Edge Data
Test Mode	:	Mode 3: Transmit (802.11n-40BW 15Mbps) (5190MHz)
Test Date	:	2020/05/18

Horizontal

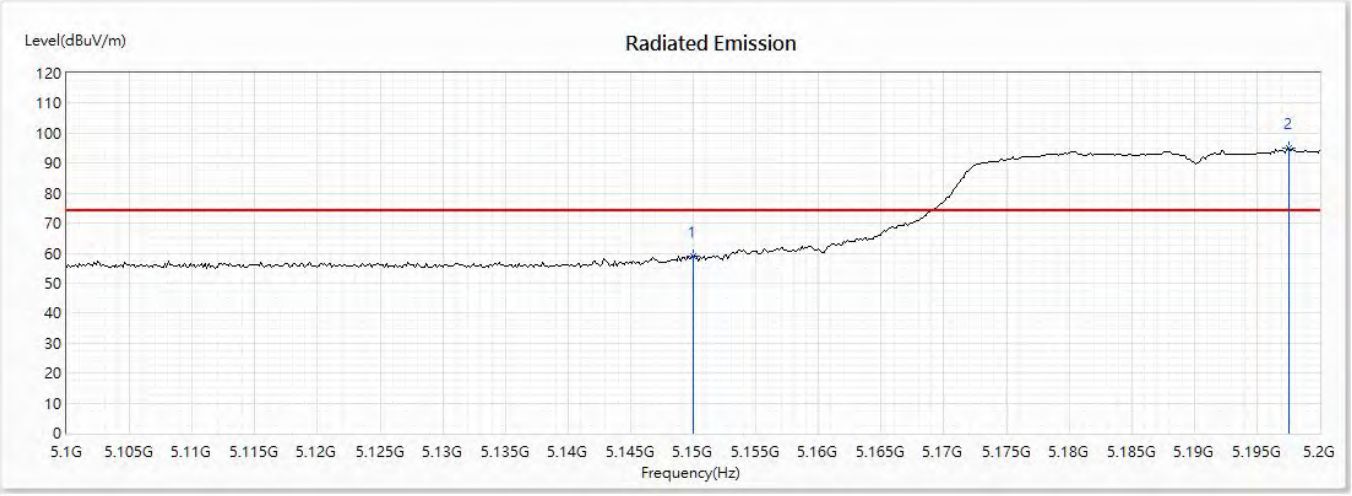

No	Frequency (MHz)	Emission Level (dBuV/m)	Limit (dBuV/m)	Margin (dB)	Reading Level (dBuV)	Correct Factor (dB/m)	Detector Type
1	5150	58.95	74.00	-15.05	40.38	18.57	PK
! 2	5197.536	94.84	74.00	20.84	76.52	18.32	PK

Note:

1. All readings above 1GHz are performed with peak and/or average measurements as necessary.
2. Measurement Level = Reading Level + Correct Factor.
3. The average measurement was not performed when the peak measured data under the limit of average detection.

Product	:	Industrial WiFi module
Test Item	:	Band Edge Data
Test Mode	:	Mode 3: Transmit (802.11n-40BW 15Mbps) (5190MHz)
Test Date	:	2020/05/18

Horizontal

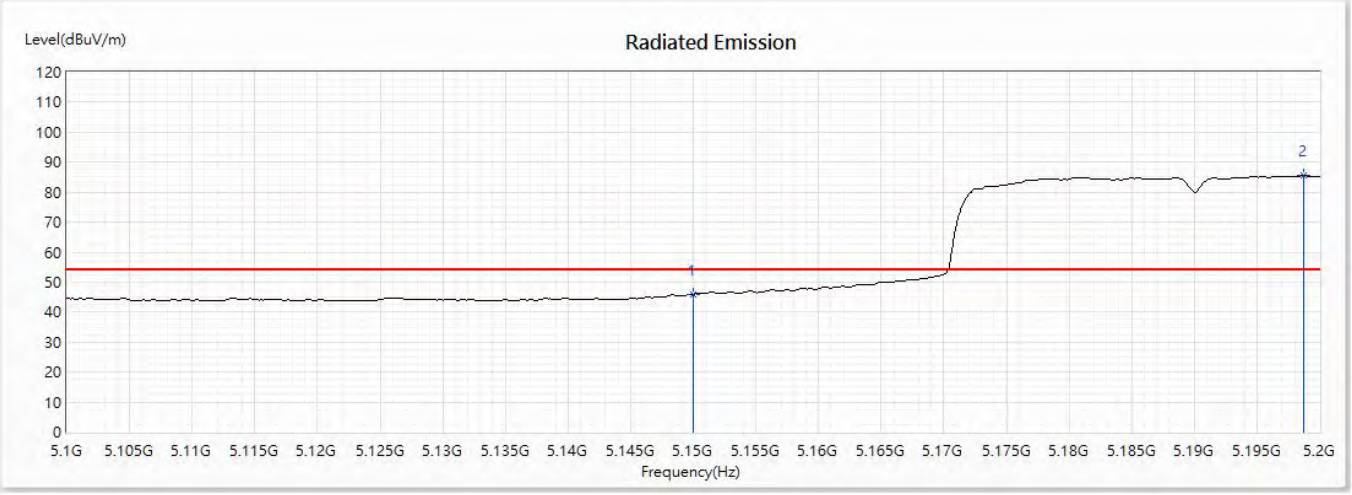

No	Frequency (MHz)	Emission Level (dBuV/m)	Limit (dBuV/m)	Margin (dB)	Reading Level (dBuV)	Correct Factor (dB/m)	Detector Type
1	5150	45.83	54.00	-8.17	27.26	18.57	AV
! 2	5198.696	85.46	54.00	31.46	67.14	18.32	AV

Note:

1. All readings above 1GHz are performed with peak and/or average measurements as necessary.
2. Measurement Level = Reading Level + Correct Factor.
3. The average measurement was not performed when the peak measured data under the limit of average detection.

Product	:	Industrial WiFi module
Test Item	:	Band Edge Data
Test Mode	:	Mode 3: Transmit (802.11n-40BW 15Mbps) (5190MHz)
Test Date	:	2020/05/18

Vertical

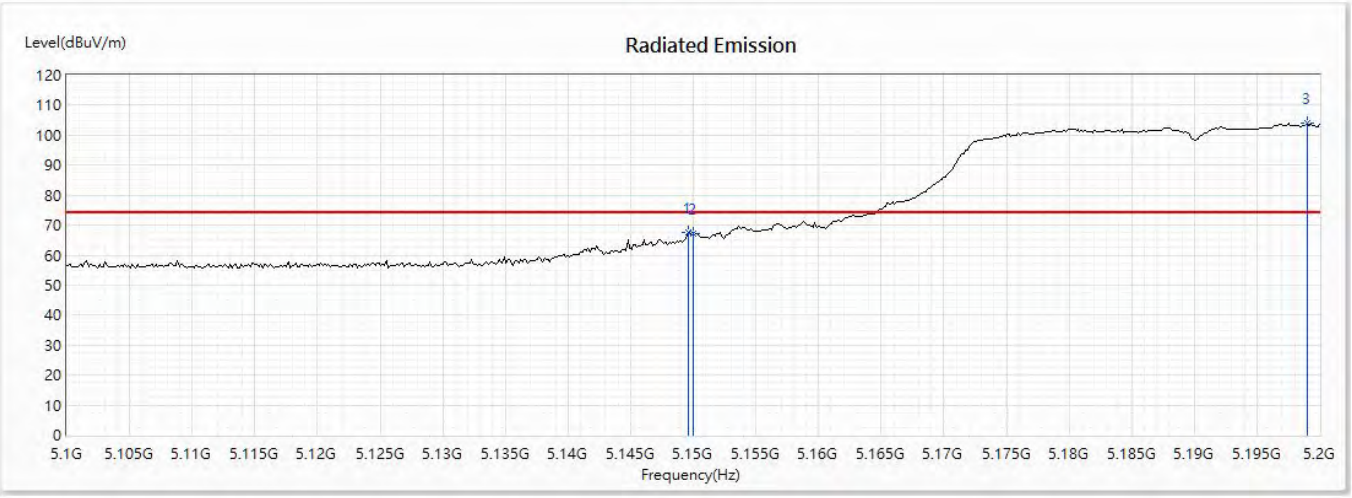

No	Frequency (MHz)	Emission Level (dBuV/m)	Limit (dBuV/m)	Margin (dB)	Reading Level (dBuV)	Correct Factor (dB/m)	Detector Type
1	5149.565	67.53	74.00	-6.47	48.96	18.57	PK
2	5150	67.02	74.00	-6.98	48.45	18.57	PK
! 3	5198.986	104.16	74.00	30.16	85.85	18.31	PK

Note:

1. All readings above 1GHz are performed with peak and/or average measurements as necessary.
2. Measurement Level = Reading Level + Correct Factor.
3. The average measurement was not performed when the peak measured data under the limit of average detection.

Product	:	Industrial WiFi module
Test Item	:	Band Edge Data
Test Mode	:	Mode 3: Transmit (802.11n-40BW 15Mbps) (5190MHz)
Test Date	:	2020/05/18

Vertical

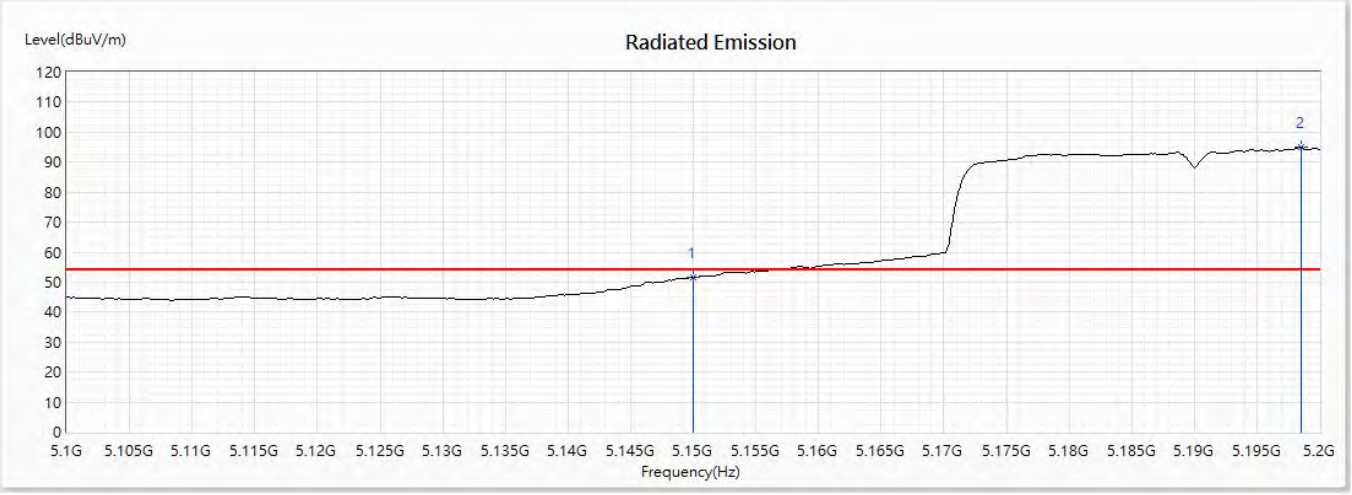

No	Frequency (MHz)	Emission Level (dBuV/m)	Limit (dBuV/m)	Margin (dB)	Reading Level (dBuV)	Correct Factor (dB/m)	Detector Type
1	5150	51.53	54.00	-2.47	32.96	18.57	AV
! 2	5198.551	94.85	54.00	40.85	76.53	18.32	AV

Note:

1. All readings above 1GHz are performed with peak and/or average measurements as necessary.
2. Measurement Level = Reading Level + Correct Factor.
3. The average measurement was not performed when the peak measured data under the limit of average detection.

Product	:	Industrial WiFi module
Test Item	:	Band Edge Data
Test Mode	:	Mode 3: Transmit (802.11n-40BW 15Mbps) (5310MHz)
Test Date	:	2020/05/18

Horizontal

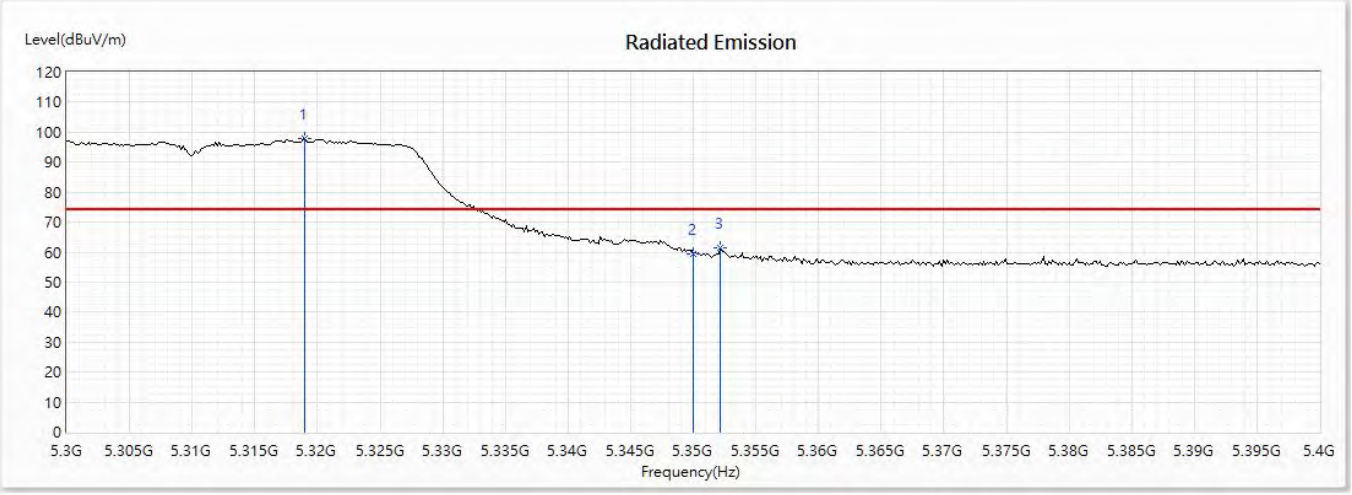

No	Frequency (MHz)	Emission Level (dBuV/m)	Limit (dBuV/m)	Margin (dB)	Reading Level (dBuV)	Correct Factor (dB/m)	Detector Type
! 1	5318.986	97.99	74.00	23.99	79.37	18.62	PK
2	5350	59.45	74.00	-14.55	40.62	18.83	PK
3	5352.174	61.61	74.00	-12.39	42.77	18.84	PK

Note:

1. All readings above 1GHz are performed with peak and/or average measurements as necessary.
2. Measurement Level = Reading Level + Correct Factor.
3. The average measurement was not performed when the peak measured data under the limit of average detection.

Product	:	Industrial WiFi module
Test Item	:	Band Edge Data
Test Mode	:	Mode 3: Transmit (802.11n-40BW 15Mbps) (5310MHz)
Test Date	:	2020/05/18

Horizontal

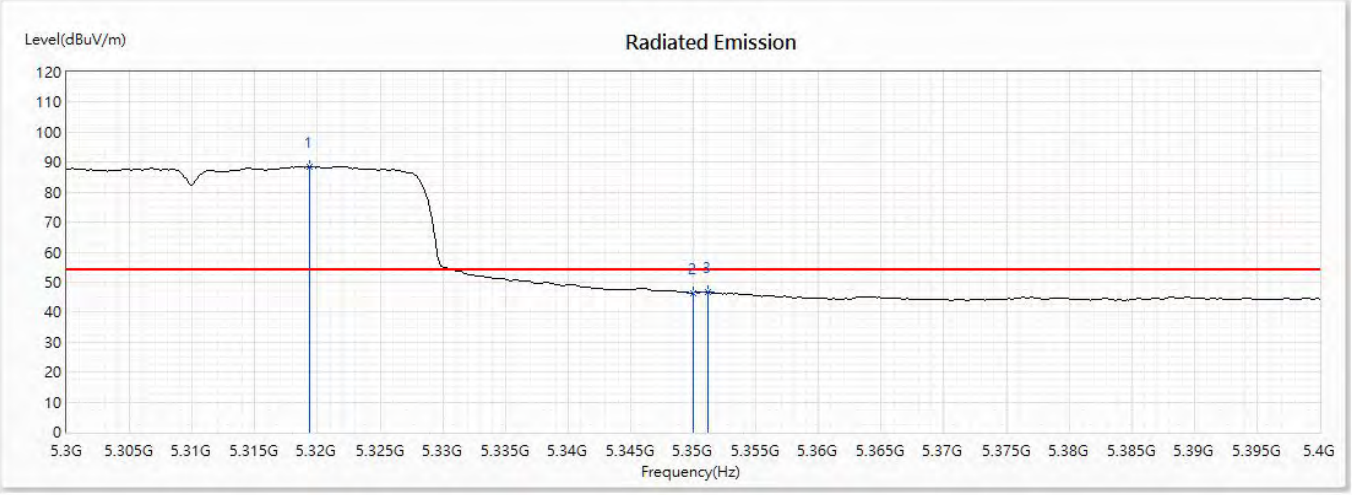

No	Frequency (MHz)	Emission Level (dBuV/m)	Limit (dBuV/m)	Margin (dB)	Reading Level (dBuV)	Correct Factor (dB/m)	Detector Type
! 1	5319.42	88.62	54.00	34.62	70.00	18.62	AV
2	5350	46.25	54.00	-7.75	27.42	18.83	AV
3	5351.159	46.69	54.00	-7.31	27.85	18.84	AV

Note:

1. All readings above 1GHz are performed with peak and/or average measurements as necessary.
2. Measurement Level = Reading Level + Correct Factor.
3. The average measurement was not performed when the peak measured data under the limit of average detection.

Product	:	Industrial WiFi module
Test Item	:	Band Edge Data
Test Mode	:	Mode 3: Transmit (802.11n-40BW 15Mbps) (5310MHz)
Test Date	:	2020/05/18

Vertical

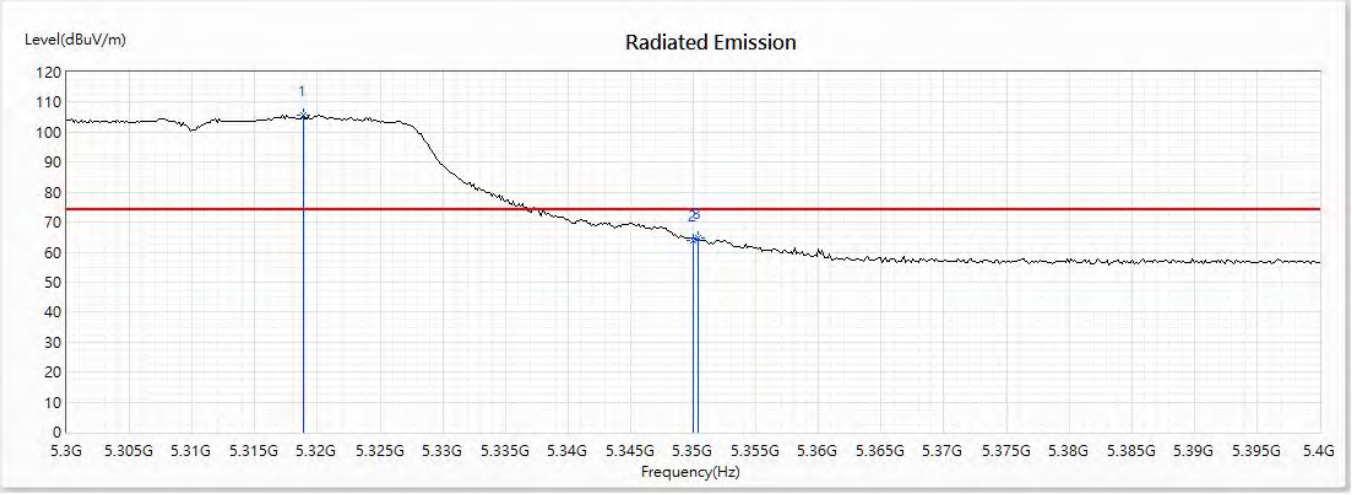

No	Frequency (MHz)	Emission Level (dBuV/m)	Limit (dBuV/m)	Margin (dB)	Reading Level (dBuV)	Correct Factor (dB/m)	Detector Type
! 1	5318.841	105.61	74.00	31.61	86.99	18.62	PK
2	5350	64.09	74.00	-9.91	45.26	18.83	PK
3	5350.435	64.90	74.00	-9.10	46.07	18.83	PK

Note:

1. All readings above 1GHz are performed with peak and/or average measurements as necessary.
2. Measurement Level = Reading Level + Correct Factor.
3. The average measurement was not performed when the peak measured data under the limit of average detection.

Product	:	Industrial WiFi module
Test Item	:	Band Edge Data
Test Mode	:	Mode 3: Transmit (802.11n-40BW 15Mbps) (5310MHz)
Test Date	:	2020/05/18

Vertical

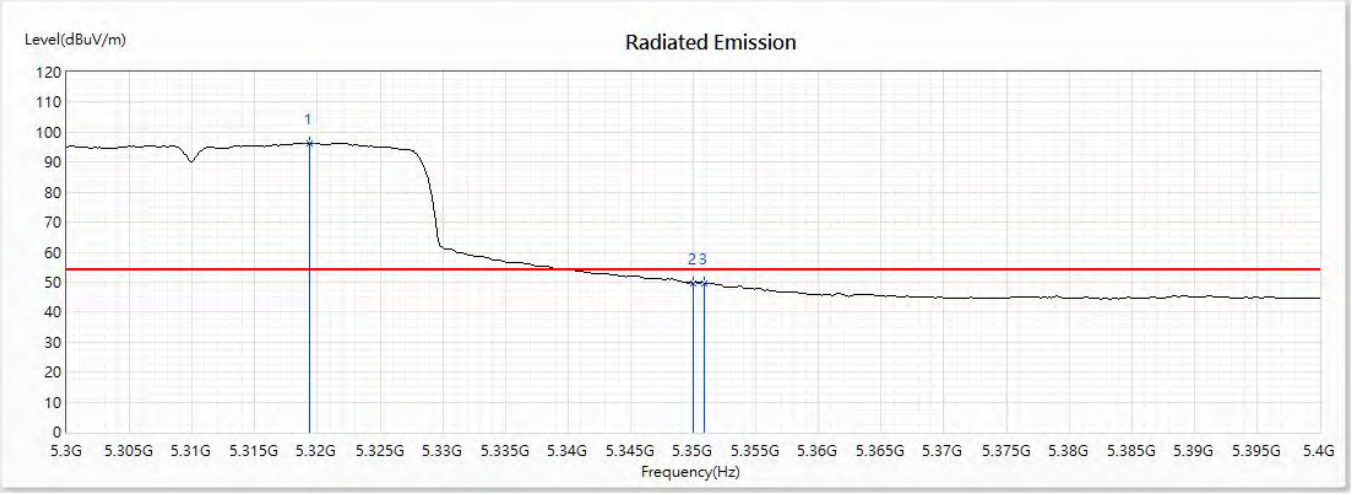

No	Frequency (MHz)	Emission Level (dBuV/m)	Limit (dBuV/m)	Margin (dB)	Reading Level (dBuV)	Correct Factor (dB/m)	Detector Type
! 1	5319.42	96.37	54.00	42.37	77.75	18.62	AV
2	5350	49.59	54.00	-4.41	30.76	18.83	AV
3	5350.87	49.73	54.00	-4.27	30.90	18.83	AV

Note:

1. All readings above 1GHz are performed with peak and/or average measurements as necessary.
2. Measurement Level = Reading Level + Correct Factor.
3. The average measurement was not performed when the peak measured data under the limit of average detection.

Product	:	Industrial WiFi module
Test Item	:	Band Edge Data
Test Mode	:	Mode 3: Transmit (802.11n-40BW 15Mbps) (5510MHz)
Test Date	:	2020/05/18

Horizontal

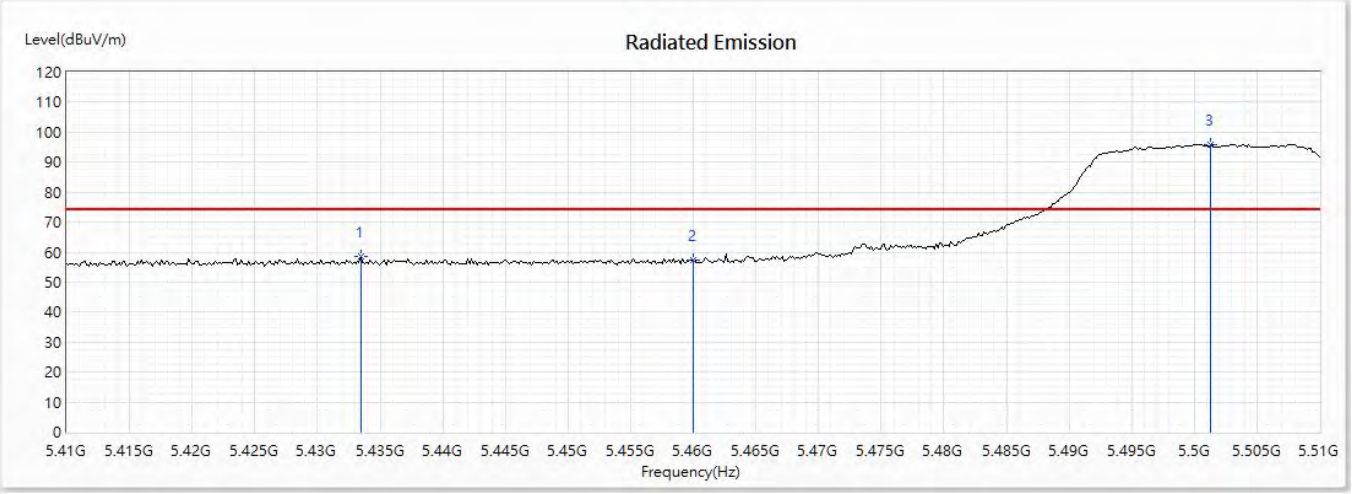

No	Frequency (MHz)	Emission Level (dBuV/m)	Limit (dBuV/m)	Margin (dB)	Reading Level (dBuV)	Correct Factor (dB/m)	Detector Type
1	5433.478	58.45	74.00	-15.55	39.22	19.23	PK
2	5460	57.42	74.00	-16.58	38.04	19.38	PK
! 3	5501.304	95.96	74.00	21.96	76.32	19.64	PK

Note:

1. All readings above 1GHz are performed with peak and/or average measurements as necessary.
2. Measurement Level = Reading Level + Correct Factor.
3. The average measurement was not performed when the peak measured data under the limit of average detection.

Product	:	Industrial WiFi module
Test Item	:	Band Edge Data
Test Mode	:	Mode 3: Transmit (802.11n-40BW 15Mbps) (5510MHz)
Test Date	:	2020/05/18

Horizontal

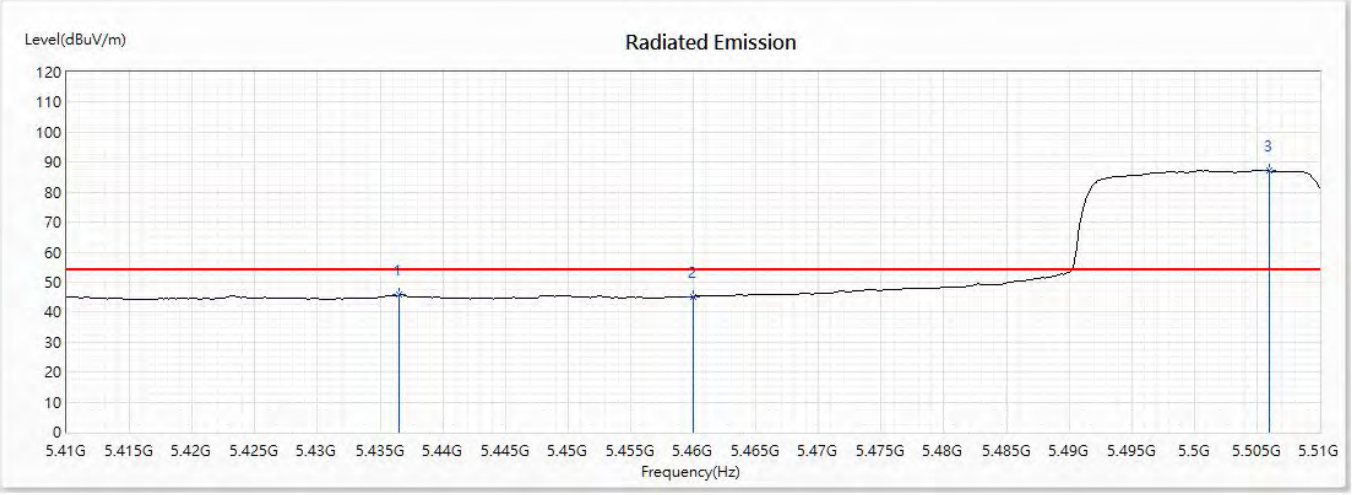

No	Frequency (MHz)	Emission Level (dBuV/m)	Limit (dBuV/m)	Margin (dB)	Reading Level (dBuV)	Correct Factor (dB/m)	Detector Type
1	5436.522	45.75	54.00	-8.25	26.51	19.24	AV
2	5460	44.98	54.00	-9.02	25.60	19.38	AV
! 3	5505.942	87.21	54.00	33.21	67.59	19.62	AV

Note:

1. All readings above 1GHz are performed with peak and/or average measurements as necessary.
2. Measurement Level = Reading Level + Correct Factor.
3. The average measurement was not performed when the peak measured data under the limit of average detection.

Product	:	Industrial WiFi module
Test Item	:	Band Edge Data
Test Mode	:	Mode 3: Transmit (802.11n-40BW 15Mbps) (5510MHz)
Test Date	:	2020/05/18

Vertical

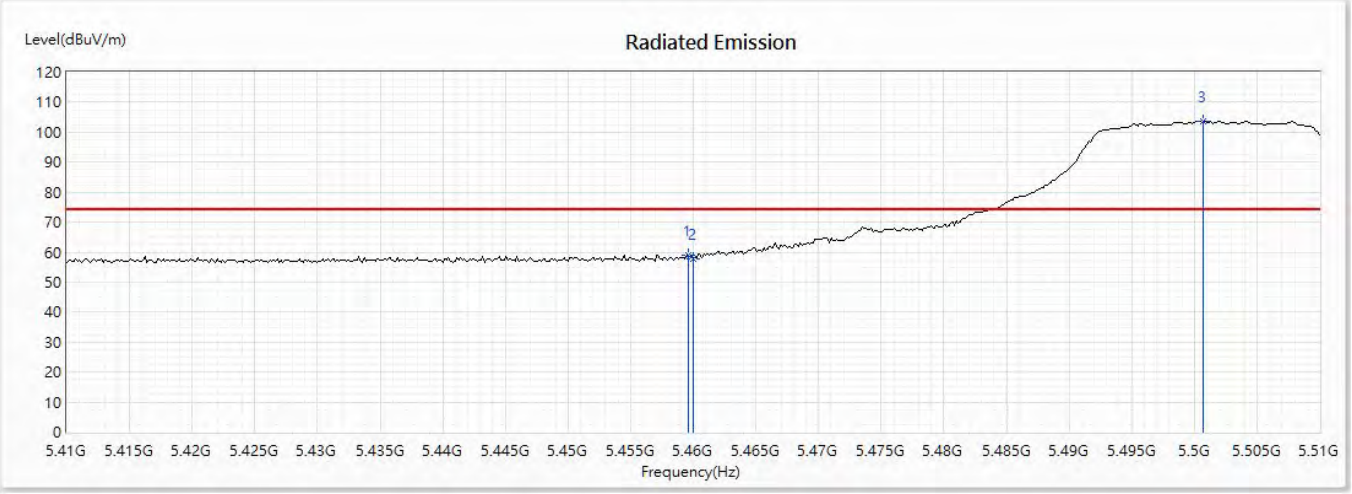

No	Frequency (MHz)	Emission Level (dBuV/m)	Limit (dBuV/m)	Margin (dB)	Reading Level (dBuV)	Correct Factor (dB/m)	Detector Type
1	5459.565	59.09	74.00	-14.91	39.72	19.37	PK
2	5460	57.95	74.00	-16.05	38.57	19.38	PK
! 3	5500.725	103.59	74.00	29.59	83.95	19.64	PK

Note:

1. All readings above 1GHz are performed with peak and/or average measurements as necessary.
2. Measurement Level = Reading Level + Correct Factor.
3. The average measurement was not performed when the peak measured data under the limit of average detection.

Product	:	Industrial WiFi module
Test Item	:	Band Edge Data
Test Mode	:	Mode 3: Transmit (802.11n-40BW 15Mbps) (5510MHz)
Test Date	:	2020/05/18

Vertical

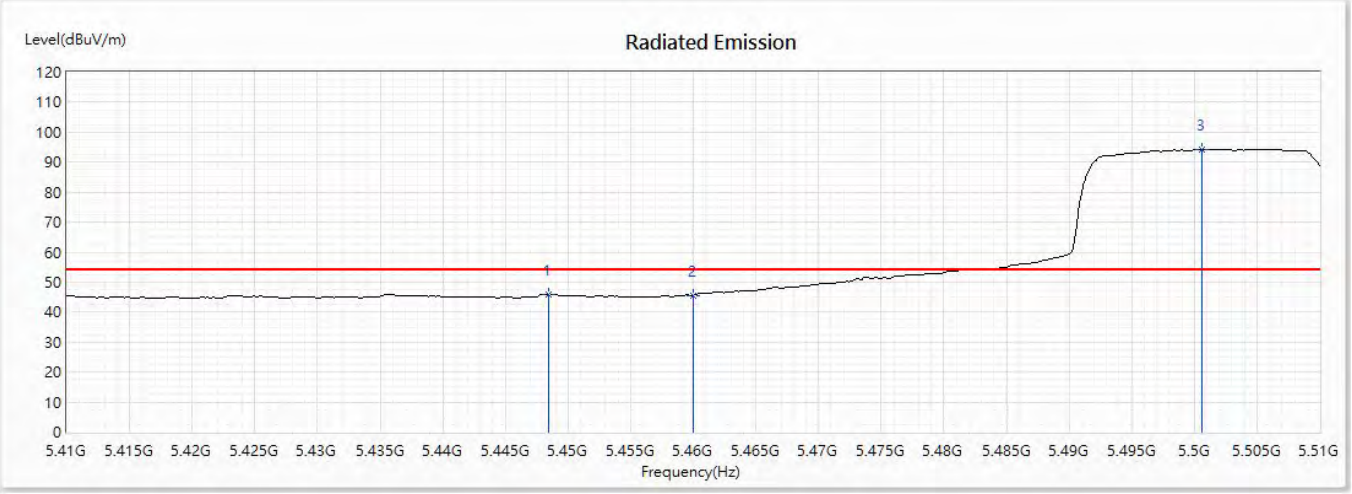

No	Frequency (MHz)	Emission Level (dBuV/m)	Limit (dBuV/m)	Margin (dB)	Reading Level (dBuV)	Correct Factor (dB/m)	Detector Type
1	5448.406	46.06	54.00	-7.94	26.76	19.30	AV
2	5460	45.53	54.00	-8.47	26.15	19.38	AV
! 3	5500.58	94.29	54.00	40.29	74.64	19.65	AV

Note:

1. All readings above 1GHz are performed with peak and/or average measurements as necessary.
2. Measurement Level = Reading Level + Correct Factor.
3. The average measurement was not performed when the peak measured data under the limit of average detection.

Product	:	Industrial WiFi module
Test Item	:	Band Edge Data
Test Mode	:	Mode 3: Transmit (802.11n-40BW 15Mbps) (5510MHz)
Test Date	:	2020/05/18

Horizontal

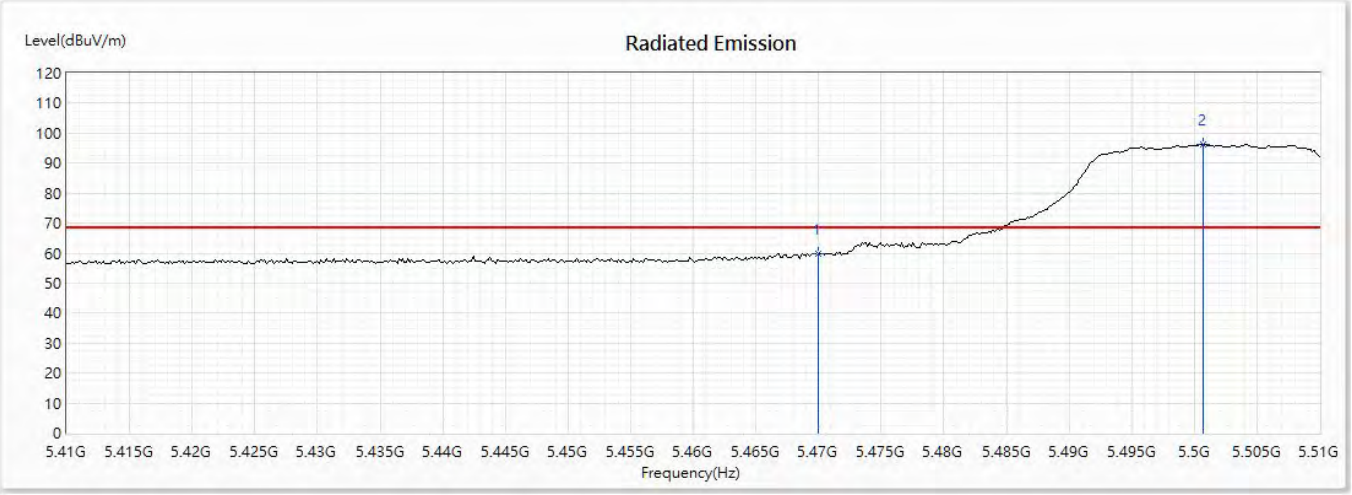

No	Frequency (MHz)	Emission Level (dBuV/m)	Limit (dBuV/m)	Margin (dB)	Reading Level (dBuV)	Correct Factor (dB/m)	Detector Type
1	5470	59.96	68.22	-8.26	40.52	19.44	PK
! 2	5500.725	96.30	68.22	28.08	76.66	19.64	PK

Product	:	Industrial WiFi module
Test Item	:	Band Edge Data
Test Mode	:	Mode 3: Transmit (802.11n-40BW 15Mbps) (5510MHz)
Test Date	:	2020/05/18

Vertical

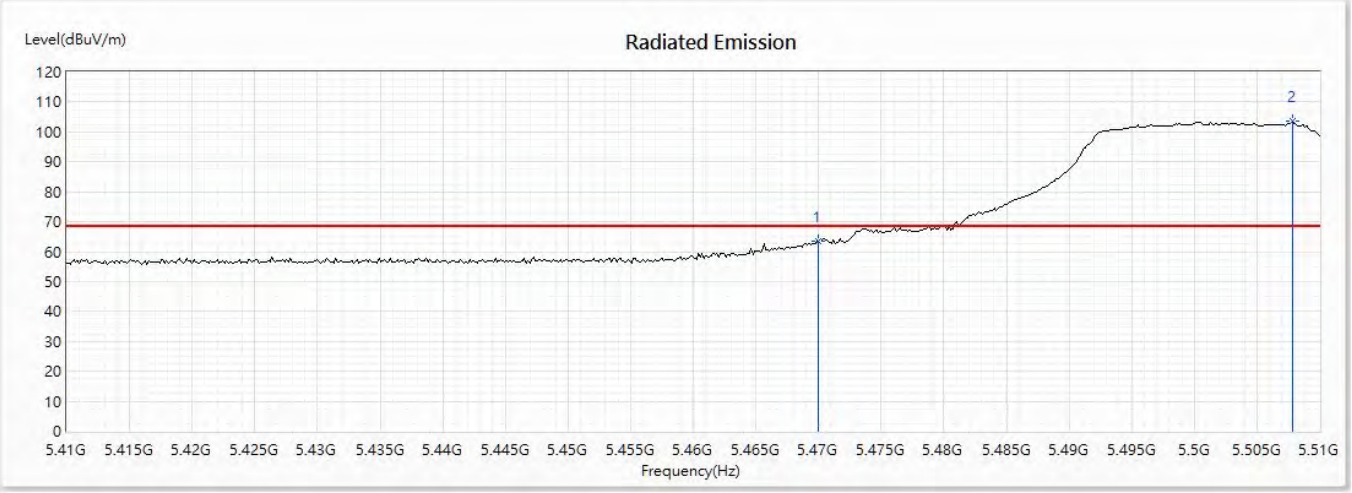

No	Frequency (MHz)	Emission Level (dBuV/m)	Limit (dBuV/m)	Margin (dB)	Reading Level (dBuV)	Correct Factor (dB/m)	Detector Type
1	5470	63.48	68.22	-4.74	44.04	19.44	PK
! 2	5507.826	103.43	68.22	35.21	83.82	19.61	PK

Product	:	Industrial WiFi module
Test Item	:	Band Edge Data
Test Mode	:	Mode 3: Transmit (802.11n-40BW 15Mbps) (5670MHz)
Test Date	:	2020/05/18

Horizontal

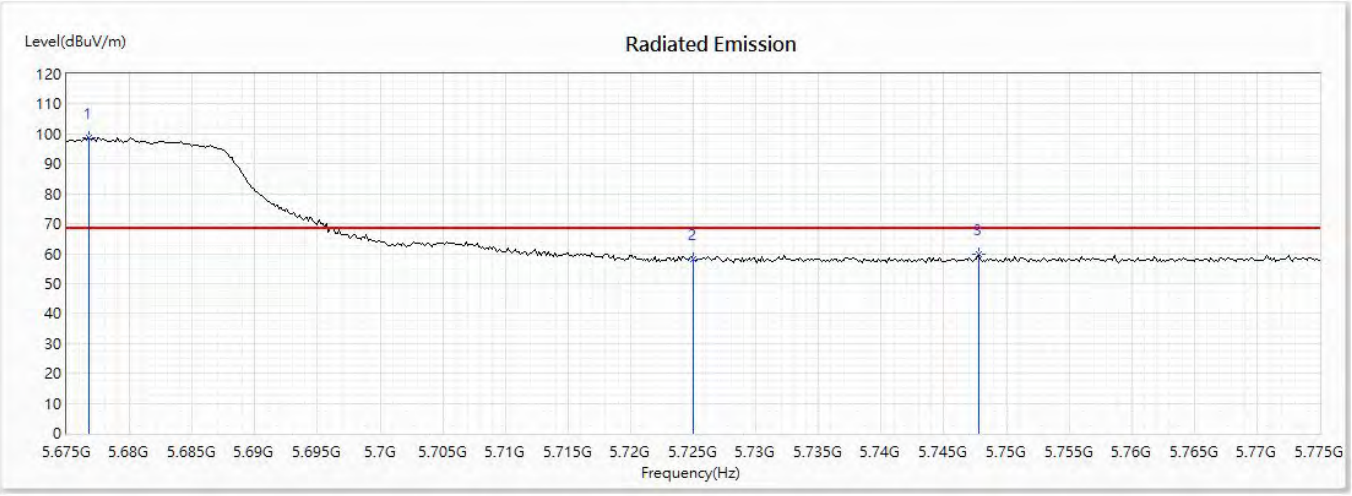

No	Frequency (MHz)	Emission Level (dBuV/m)	Limit (dBuV/m)	Margin (dB)	Reading Level (dBuV)	Correct Factor (dB/m)	Detector Type
! 1	5676.739	98.89	68.22	30.67	79.71	19.18	PK
2	5725	58.19	68.22	-10.03	39.04	19.15	PK
3	5747.754	59.67	68.22	-8.55	40.54	19.13	PK

Product	:	Industrial WiFi module
Test Item	:	Band Edge Data
Test Mode	:	Mode 3: Transmit (802.11n-40BW 15Mbps) (5670MHz)
Test Date	:	2020/05/18

Vertical

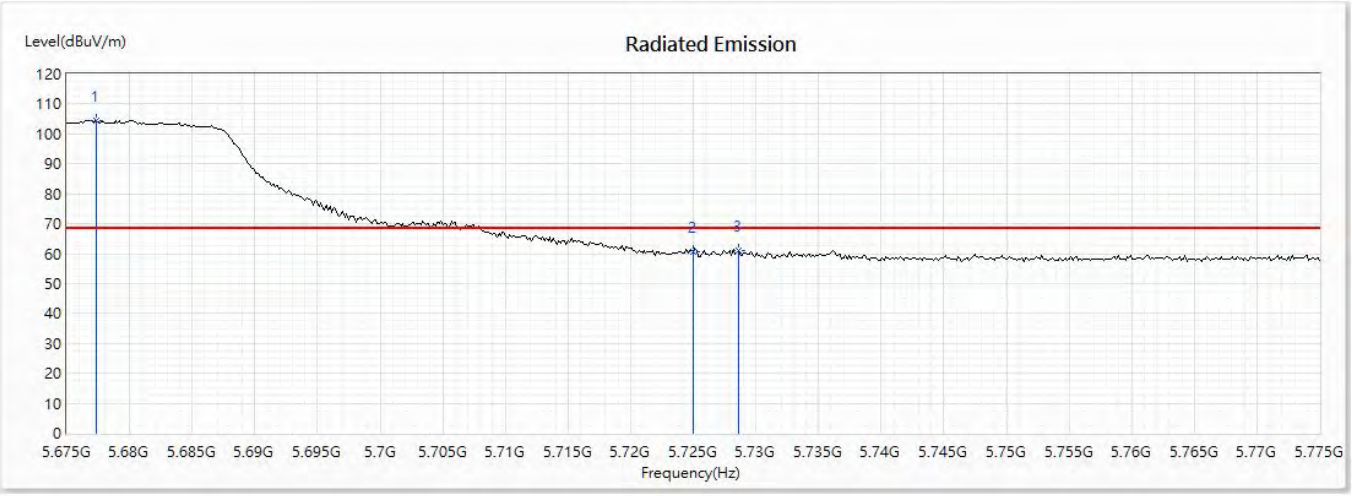

No	Frequency (MHz)	Emission Level (dBuV/m)	Limit (dBuV/m)	Margin (dB)	Reading Level (dBuV)	Correct Factor (dB/m)	Detector Type
! 1	5677.319	104.57	68.22	36.35	85.39	19.18	PK
2	5725	60.50	68.22	-7.72	41.35	19.15	PK
3	5728.623	61.22	68.22	-7.00	42.08	19.14	PK

Product	:	Industrial WiFi module
Test Item	:	Band Edge Data
Test Mode	:	Mode 3: Transmit (802.11n-40BW 15Mbps) (5755MHz)
Test Date	:	2020/05/18

Horizontal

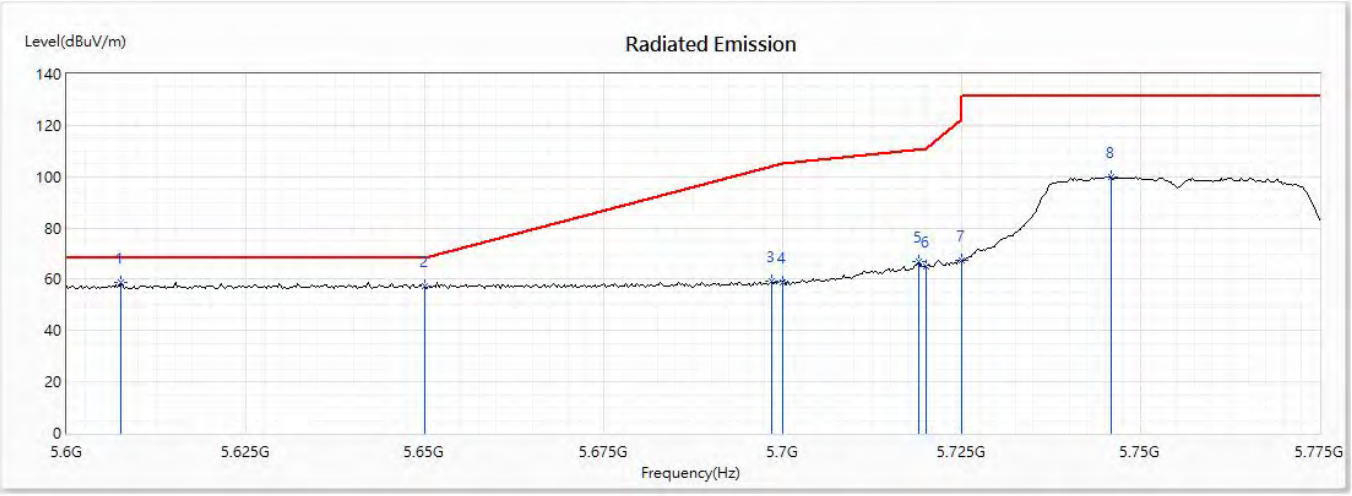

No	Frequency (MHz)	Emission Level (dBuV/m)	Limit (dBuV/m)	Margin (dB)	Reading Level (dBuV)	Correct Factor (dB/m)	Detector Type
* 1	5607.609	58.92	68.22	-9.30	39.67	19.25	PK
2	5650	57.15	68.22	-11.07	37.94	19.21	PK
3	5698.406	59.27	104.03	-44.75	40.10	19.17	PK
4	5700	58.98	105.20	-46.22	39.81	19.17	PK
5	5718.949	66.68	110.51	-43.82	47.52	19.16	PK
6	5720	65.01	110.80	-45.79	45.86	19.15	PK
7	5725	67.40	122.20	-54.80	48.25	19.15	PK
8	5745.833	99.97	131.20	-31.23	80.84	19.13	PK

Product	:	Industrial WiFi module
Test Item	:	Band Edge Data
Test Mode	:	Mode 3: Transmit (802.11n-40BW 15Mbps) (5755MHz)
Test Date	:	2020/05/18

Vertical

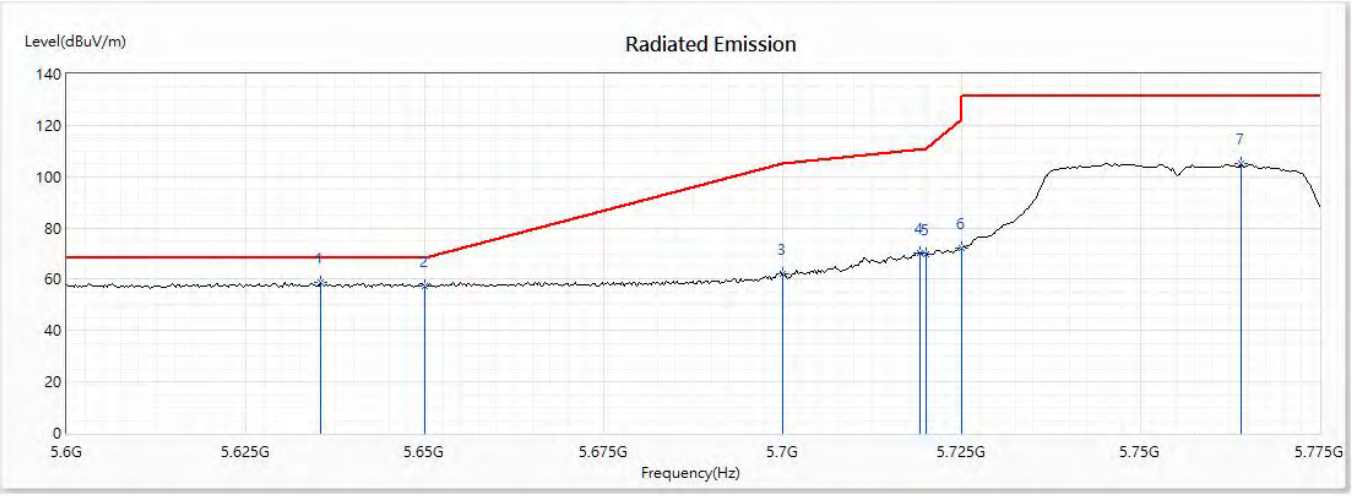

No	Frequency (MHz)	Emission Level (dBuV/m)	Limit (dBuV/m)	Margin (dB)	Reading Level (dBuV)	Correct Factor (dB/m)	Detector Type
* 1	5635.507	58.83	68.22	-9.39	39.61	19.22	PK
2	5650	57.20	68.22	-11.02	37.99	19.21	PK
3	5700	61.98	105.20	-43.22	42.81	19.17	PK
4	5719.203	70.28	110.58	-40.30	51.12	19.16	PK
5	5720	69.71	110.80	-41.09	50.56	19.15	PK
6	5725	72.24	122.20	-49.96	53.09	19.15	PK
7	5764.094	105.00	131.20	-26.20	85.80	19.20	PK

Product	:	Industrial WiFi module
Test Item	:	Band Edge Data
Test Mode	:	Mode 3: Transmit (802.11n-40BW 15Mbps) (5795MHz)
Test Date	:	2020/05/18

Horizontal

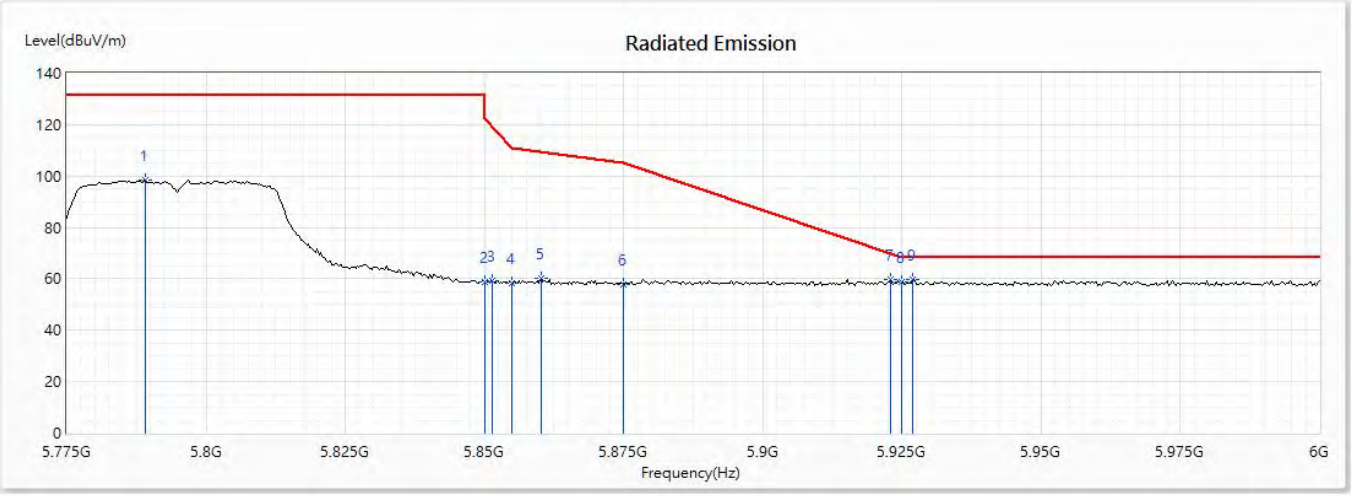

No	Frequency (MHz)	Emission Level (dBuV/m)	Limit (dBuV/m)	Margin (dB)	Reading Level (dBuV)	Correct Factor (dB/m)	Detector Type
1	5789.022	98.31	131.20	-32.89	78.98	19.33	PK
2	5850	58.82	122.20	-63.38	39.18	19.64	PK
3	5851.304	59.26	119.23	-59.96	39.62	19.64	PK
4	5855	58.33	110.80	-52.47	38.68	19.65	PK
5	5860.109	60.17	109.37	-49.20	40.50	19.67	PK
6	5875	57.98	105.20	-47.22	38.26	19.72	PK
7	5923.043	59.70	69.64	-9.95	39.83	19.87	PK
8	5925	58.75	68.20	-9.45	38.88	19.87	PK
* 9	5926.957	59.50	68.20	-8.70	39.63	19.87	PK

Product	:	Industrial WiFi module
Test Item	:	Band Edge Data
Test Mode	:	Mode 3: Transmit (802.11n-40BW 15Mbps) (5795MHz)
Test Date	:	2020/05/18

Vertical

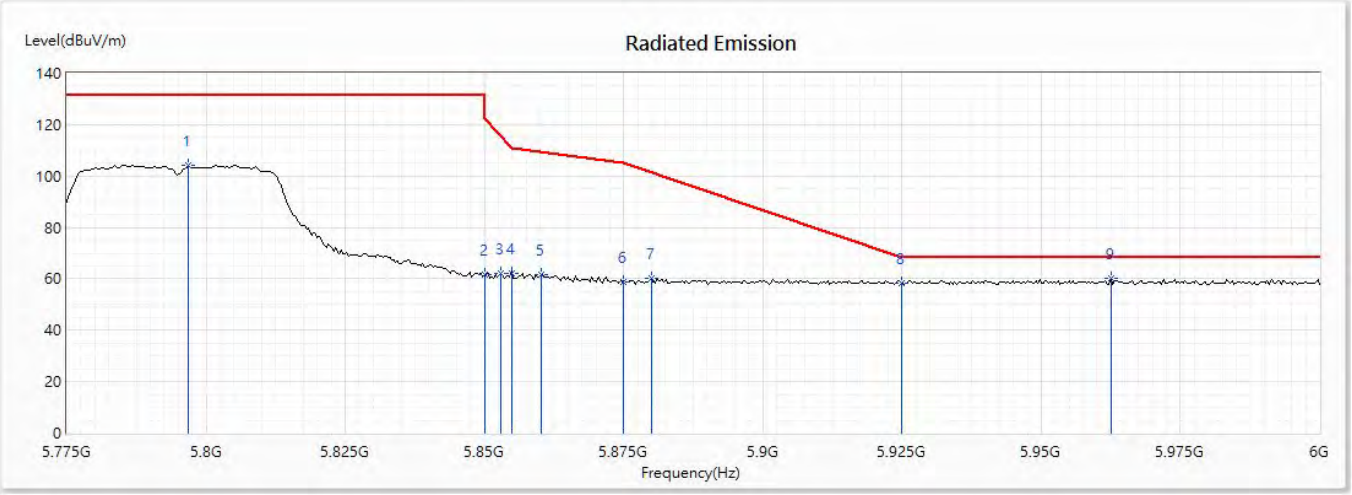

No	Frequency (MHz)	Emission Level (dBuV/m)	Limit (dBuV/m)	Margin (dB)	Reading Level (dBuV)	Correct Factor (dB/m)	Detector Type
1	5796.848	104.31	131.20	-26.89	84.94	19.37	PK
2	5850	61.40	122.20	-60.80	41.76	19.64	PK
3	5852.935	61.99	115.51	-53.51	42.34	19.65	PK
4	5855	62.05	110.80	-48.75	42.40	19.65	PK
5	5860.109	61.78	109.37	-47.59	42.11	19.67	PK
6	5875	58.89	105.20	-46.31	39.17	19.72	PK
7	5880	60.13	101.49	-41.35	40.40	19.73	PK
8	5925	58.17	68.20	-10.03	38.30	19.87	PK
* 9	5962.5	59.99	68.20	-8.21	39.99	20.00	PK

7. Occupied Bandwidth

7.1. Test Setup

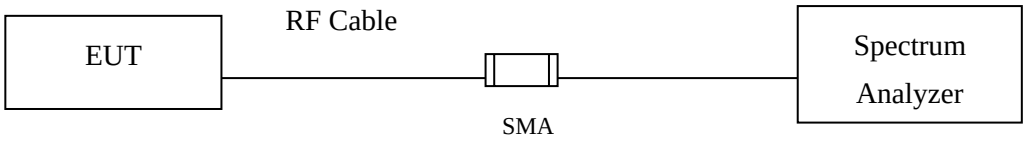

7.2. Limits

For the 5.725-5.85 GHz band, the minimum 6 dB bandwidth of U-NII devices shall be at least 500 kHz

7.3. .Test Procedure

The EUT was setup to ANSI C63.10, 2013; tested to UNII test procedure of FCC KDB-789033 for compliance to FCC 47CFR Subpart E requirements.

7.4. Test Result of Occupied Bandwidth

Product : Industrial WiFi module
Test Item : Occupied Bandwidth Data
Test Mode : Mode 1: Transmit (802.11a-6Mbps)
Test Date : 2020/05/11

Channel No.	Frequency (MHz)	Measurement Level (kHz)	Required Limit (kHz)	Result
149	5745	16400	>500	Pass
157	5785	16350	>500	Pass
165	5825	16350	>500	Pass

Figure Channel 149:

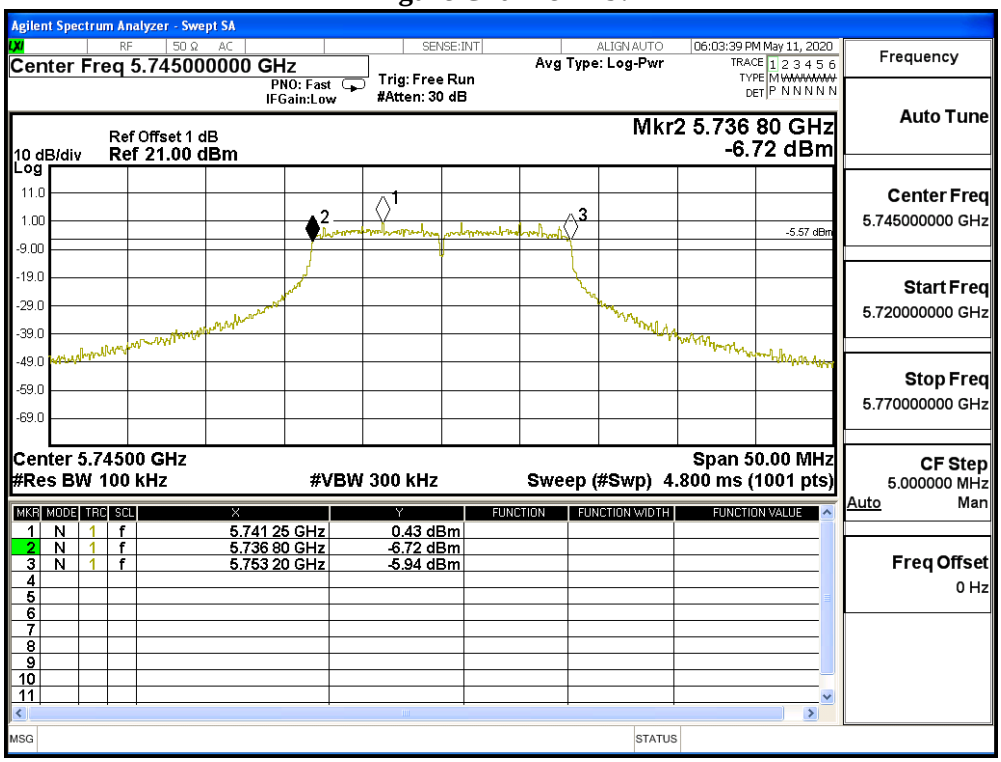

Figure Channel 157:

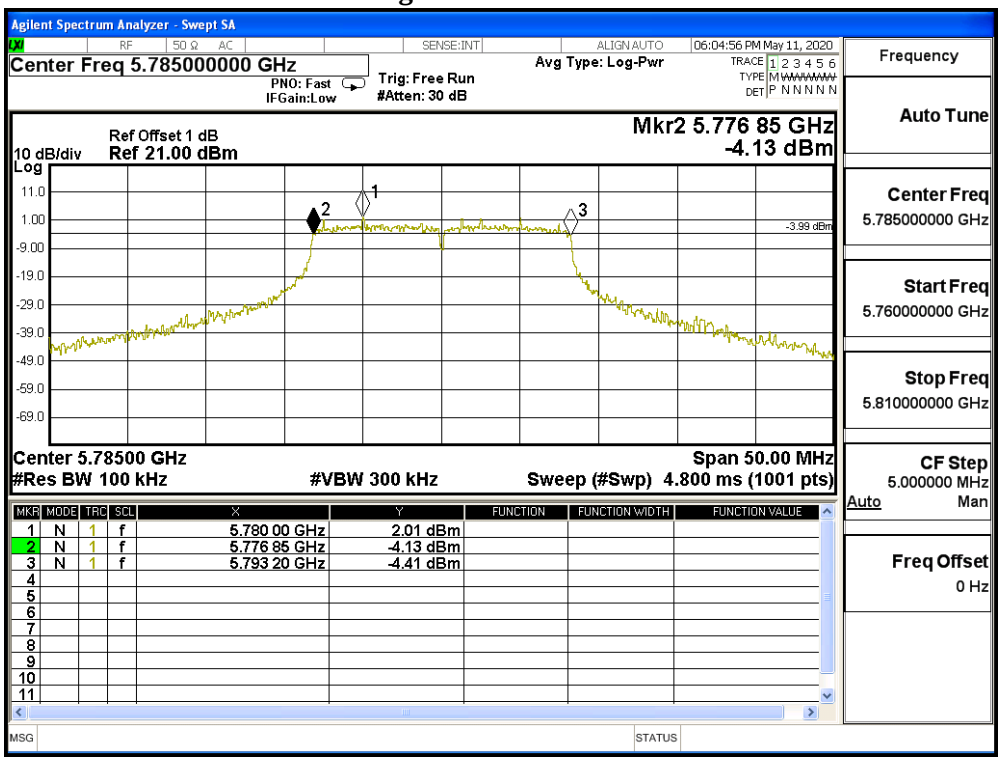

Figure Channel 165:

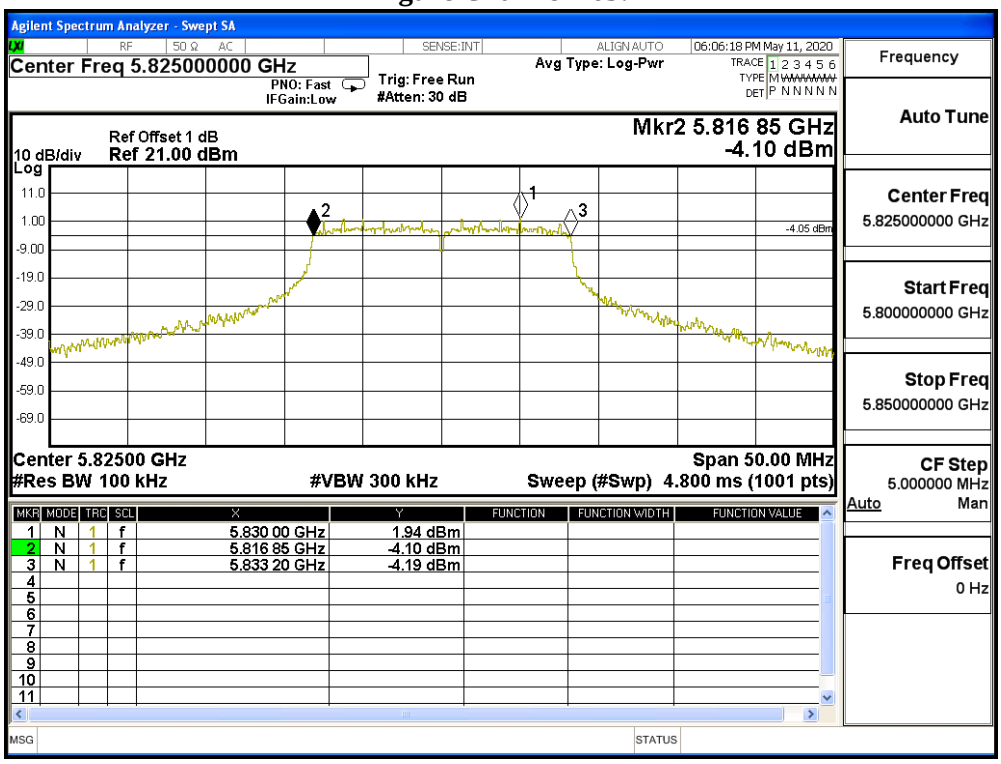

Product : Industrial WiFi module
Test Item : Occupied Bandwidth Data
Test Mode : Mode 2: Transmit (802.11n-20BW 7.2Mbps)
Test Date : 2020/05/11

Channel No.	Frequency (MHz)	Measurement Level (kHz)	Required Limit (kHz)	Result
149	5745	16900	>500	Pass
157	5785	16900	>500	Pass
165	5825	17150	>500	Pass

Figure Channel 149:

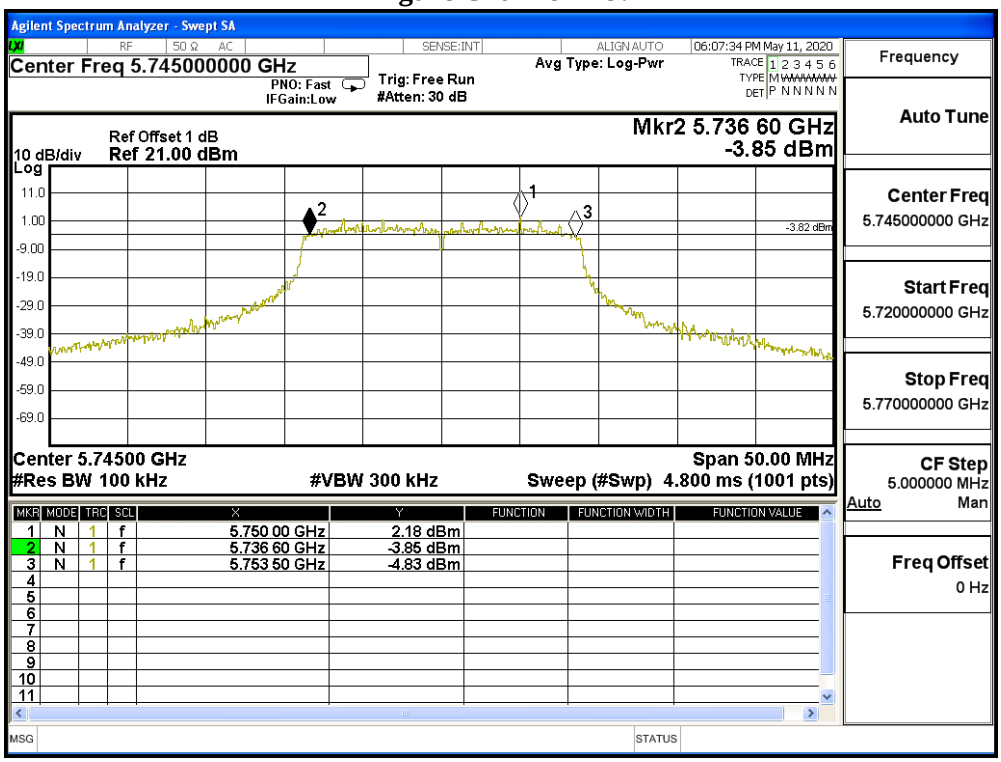

Figure Channel 157:

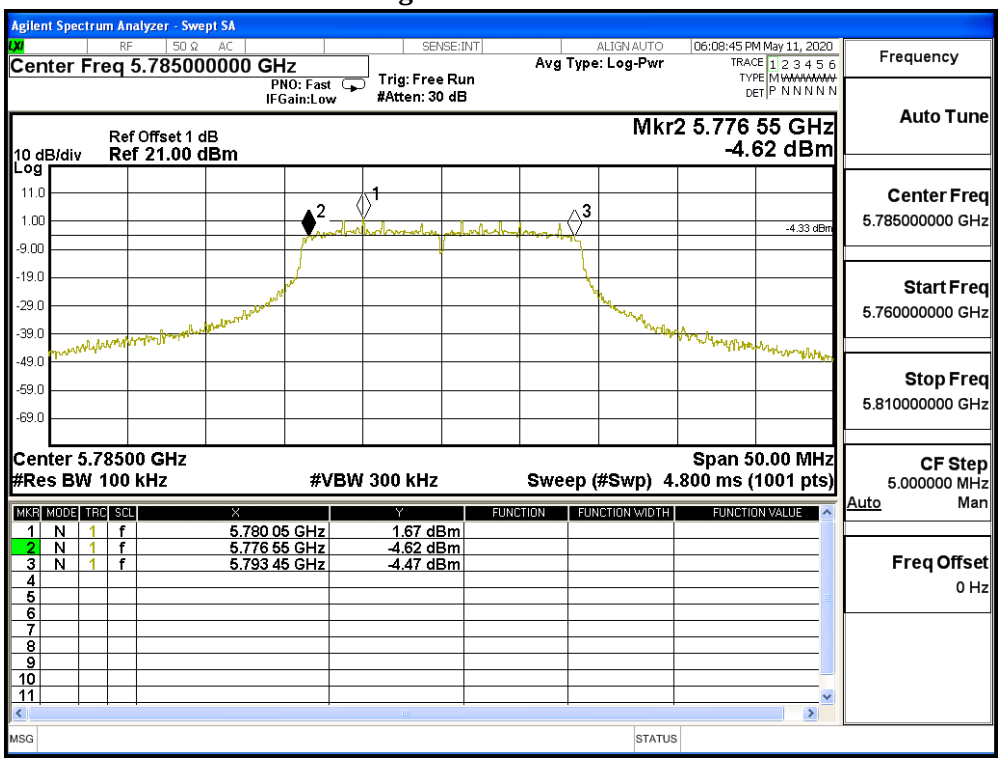
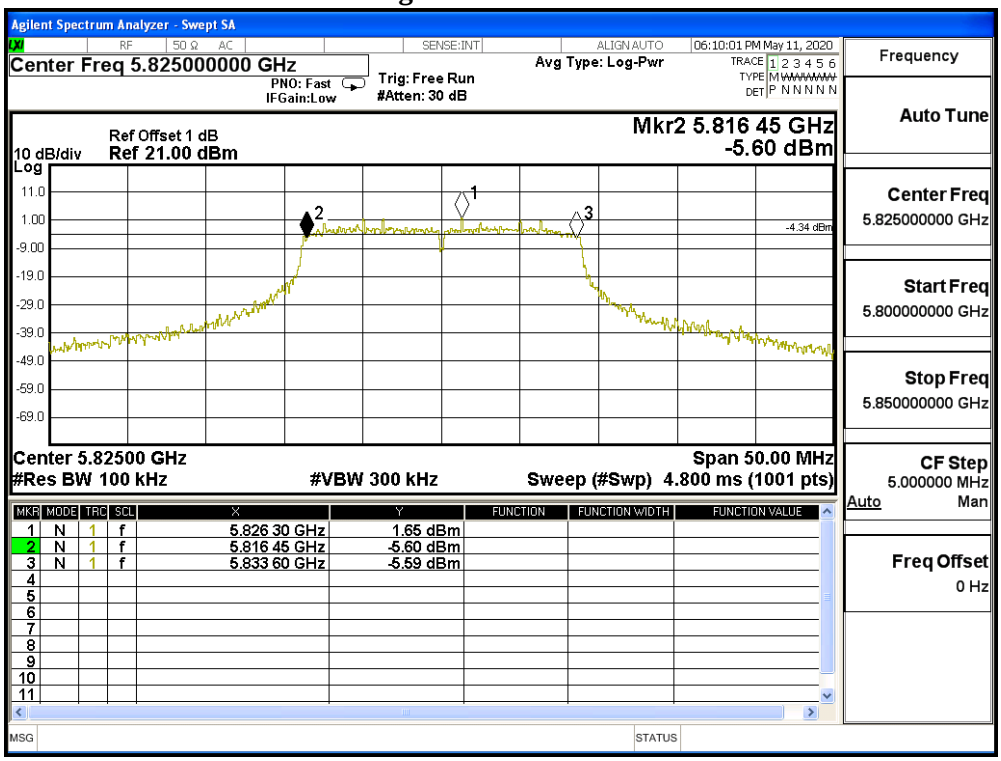
Figure Channel 165: