FCC RF TEST REPORT

ISSUED BY
Shenzhen BALUN Technology Co., Ltd.

FOR

Wifi Module

ISSUED TO
EDAN INSTRUMENTS, INC.

#15 Jinhui Road, Jinsha Community, Kengzi Sub-District Pingshan District, 518122 Shenzhen, P.R. China

Report No.:	BL-SZ2070533-602
EUT Name:	Wifi Module
Model Name:	ALXC28
Brand Name:	EDAN
Test Standard:	47 CFR Part 15 Subpart E
FCC ID:	SMQALXC28EDAN
Test Conclusion:	Pass
Test Date:	Jul. 20, 2020 ~ Jul. 31, 2020
Date of Issue:	Aug. 26, 2020

Prepared by: Ye Hongji
Date Aug. 26, 2020

Approved by: Wei Yanquan
(Chief Engineer)
Date Aug. 26. 2020

NOTE: This test report of test results only related to testing samples, which can be duplicated completely for the legal use with the approval of the applicant; it shall not be reproduced except in full, without the written approval of Shenzhen BALUN Technology Co., Ltd. Any objections should be raised within thirty days from the date of issue. To validate the report, please contact us.

Block B, 1st FL, Baisha Science and Technology Park, Shahe Xi Road, Nanshan District, Shenzhen, Guangdong, P. R. China 518055
TEL: +86-755-66850100, FAX: +86-755-61824271
Email: qc@baluntek.com
www.baluntek.com

Revision History

Version	Issue Date	Revisions Content
Rev. 01	Aug. 26, 2020	Initial Issue

TABLE OF CONTENTS

1 ADMINISTRATIVE DATA (GENERAL INFORMATION) 4

1.1 Identification of the Testing Laboratory 4

1.2 Identification of the Responsible Testing Location 4

1.3 Laboratory Condition 4

1.4 Announce 5

2 PRODUCT INFORMATION 6

2.1 Applicant 6

2.2 Manufacturer 6

2.3 Factory 6

2.4 General Description for Equipment under Test (EUT) 6

2.5 Technical Information 7

2.6 Additional Instructions 7

2.7 Channel List 10

3 SUMMARY OF TEST RESULTS 12

3.1 Test Standards 12

3.2 Verdict 12

4 GENERAL TEST CONFIGURATIONS 13

4.1 Test Environments 13

4.2 Test Equipment List 13

4.3 Measurement Uncertainty 14

4.4 Description of Test Setup 15

5 TEST ITEMS 18

5.1 RF Output Power 18

5.2 Emission Bandwidth and 6 dB Bandwidth 19

5.3 Power Spectral density (PSD) 20

5.4 Conducted Emission 21

5.5 Radiated Spurious Emissions and Band Edge (Restricted-band) 22

ANNEX A TEST RESULT 27
A.1 RF Output Power 27
A.2 Emission Bandwidth & 99% Bandwidth 29
A.3 6 dB Bandwidth 30
A.4 Power Spectral Density 31
A.5 Conducted Emissions 32
A.6 Radiated Spurious Emissions and Band Edge (Restricted-band) 34
ANNEX B TEST SETUP PHOTOS 95
ANNEX C EUT EXTERNAL PHOTOS 95
ANNEX D EUT INTERNAL PHOTOS 95

1 ADMINISTRATIVE DATA (GENERAL INFORMATION)

1.1 Identification of the Testing Laboratory

Company Name	Shenzhen BALUN Technology Co., Ltd.
Address	Block B, 1st FL, Baisha Science and Technology Park, Shahe Xi Road, Nanshan District, Shenzhen, Guangdong Province, P. R. China
Phone Number	+86 755 6685 0100

1.2 Identification of the Responsible Testing Location

Test Location	Shenzhen BALUN Technology Co., Ltd.
Address	Block B, 1st FL, Baisha Science and Technology Park, Shahe Xi Road, Nanshan District, Shenzhen, Guangdong Province, P. R. China
Accreditation Certificate	The laboratory has been listed by Industry Canada to perform electromagnetic emission measurements. The recognition numbers of test site are 11524A-1. The laboratory is a testing organization accredited by FCC as a accredited testing laboratory. The designation number is CN1196. The laboratory is a testing organization accredited by American Association for Laboratory Accreditation(A2LA) according to ISO/IEC 17025.The accreditation certificate is 4344.01. The laboratory is a testing organization accredited by China National Accreditation Service for Conformity Assessment (CNAS) according to ISO/IEC 17025. The accreditation certificate number is L6791.
Description	All measurement facilities used to collect the measurement data are located at Block B, FL 1, Baisha Science and Technology Park, Shahe Xi Road, Nanshan District, Shenzhen, Guangdong Province, P. R. China 518055

1.3 Laboratory Condition

Ambient Temperature	20℃ to 25℃
Ambient Relative Humidity	45% to 55%
Ambient Pressure	100 kPa to 102 kPa

1.4 Announce

(1) The test report reference to the report template version v4.4.

(2) The test report is invalid if not marked with the signatures of the persons responsible for preparing and approving the test report.

(3) The test report is invalid if there is any evidence and/or falsification.

(4) The results documented in this report apply only to the tested sample, under the conditions and modes of operation as described herein.

(5) This document may not be altered or revised in any way unless done so by BALUN and all revisions are duly noted in the revisions section.

(6) Content of the test report, in part or in full, cannot be used for publicity and/or promotional purposes without prior written approval from the laboratory.

(7) The laboratory is only responsible for the data released by the laboratory, except for the part provided by the applicant.

2 PRODUCT INFORMATION

2.1 Applicant

Applicant	EDAN INSTRUMENTS, INC.
Address	#15 Jinhui Road, Jinsha Community, Kengzi Sub-District Pingshan District, 518122 Shenzhen, P.R. China

2.2 Manufacturer

Manufacturer	EDAN INSTRUMENTS, INC.
Address	#15 Jinhui Road, Jinsha Community, Kengzi Sub-District Pingshan District, 518122 Shenzhen, P.R. China

2.3 Factory

Factory	EDAN INSTRUMENTS, INC.
Address	#15 Jinhui Road, Jinsha Community, Kengzi Sub-District Pingshan District, 518122 Shenzhen, P.R. China

2.4 General Description for Equipment under Test (EUT)

EUT Name	Wifi Module
Model Name Under Test	ALXC28
Series Model Name	N/A
Description of Model name differentiation	N/A
Serial Number	N/A
Hardware Version	N/A
Software Version	N/A
Dimensions (Approx.)	N/A
Weight (Approx.)	N/A

2.5 Technical Information

Network and Wireless connectivity	WIFI 802.11a, 802.11b, 802.11g, 802.11n Band 1/2/3/4 SRD

The requirement for the following technical information of the EUT was tested in this report:

Frequency Range	Band I: 5150 MHz to 5250 MHz, Band II: 5250 MHz to 5350 MHz, Band III: 5470 MHz to 5725 MHz Band IV: 5725 MHz to 5850 MHz
Product Type	☐ Mobile ☐ Portable ☒ Fix Location
Modulation technology	OFDM
Modulation Type	64QAM, 16QAM, BPSK, QPSK
Product Type	Mobile and portable for FCC standard
Transfer Rate (Mbps) (Single RF path)	802.11a: 54/ 48/ 36/ 24/ 18/ 12/ 9/ 6 Mbps 802.11n: up to 72.2 Mbps
Channel Bandwidth	802.11a: 20 MHz 802.11n: 20 MHz
Maximum Output Power	Band I: 12.80 dBm Band II: 12.04 dBm Band III: 13.36 dBm Band IV: 12.15 dBm
Antenna System (eg., MIMO, Smart Antenna)	N/A
Categorization as Correlated or Completely Uncorrelated	N/A
About the Product	The equipment is Wifi Module, intended for used with information technology equipment.

Antenna Manufacturer	Model	Antenna Type	Antenna Gain
Edan	iM3	PIFA	5 dBi
	iM50/iM60/iM70/iM80	PIFA	5 dBi
Note: EUT has the 2 kind of alternate antennas, per antenna is tested.			

2.6 Additional Instructions

EUT Software Settings:

Mode	☒ Special software is used. The software provided by client to enable the EUT under transmission condition continuously at specific channel frequencies individually.

During testing, Channel and Power Controlling Software provided by the customer was used to control the operating channel as well as the output power level. The RF output power selection is for the setting of RF output power expected by the customer and is going to be fixed on the firmware of the final end product.

Test Software Version	CMD		
Support Units (Software installation media)	Description	Manufacturer	Model
	Notebook	Lenovo	X220

Band I (5150 - 5250 MHz) Power level setup in software			
Mode	Channel	Frequency (MHz)	Soft Set
11a	CH36	5180	15.0
11a	CH44	5220	15.0
11a	CH48	5240	15.0
11n (HT20)	CH36	5180	15.0
11n (HT20)	CH44	5220	15.0
11n (HT20)	CH48	5240	15.0

Band II (5250 - 5350 MHz) Power level setup in software			
Mode	Channel	Frequency (MHz)	Soft Set
11a	CH52	5260	15.0
11a	CH60	5300	15.0
11a	CH64	5320	15.0
11n (HT20)	CH52	5260	15.0
11n (HT20)	CH60	5300	15.0
11n (HT20)	CH64	5320	15.0

Band III (5470 - 5725 MHz) Power level setup in software			
Mode	Channel	Frequency (MHz)	Soft Set
11a	CH100	5500	15.0
11a	CH116	5580	15.0
11a	CH140	5700	14.5
11n (HT20)	CH100	5500	15.0
11n (HT20)	CH116	5580	15.0
11n (HT20)	CH140	5700	13.5

Band IV (5725 - 5850 MHz) Power level setup in software			
Mode	Channel	Frequency (MHz)	Soft Set
11a	CH149	5745	15.0
11a	CH157	5785	15.0
11a	CH165	5825	15.0
11n (HT20)	CH149	5745	15.0
11n (HT20)	CH157	5785	15.0
11n (HT20)	CH165	5825	15.0

Run Software

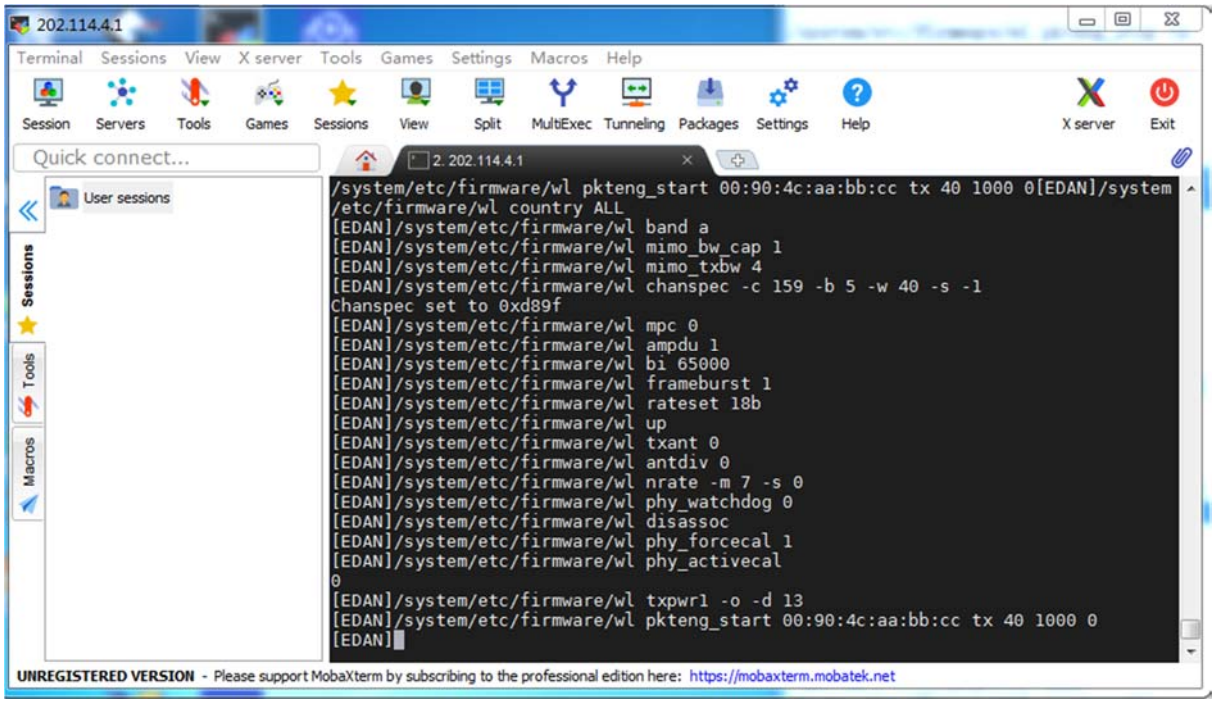

2.7 Channel List

20 MHz	
Channel Number	Frequency (MHz)
36	**5180**
40	5200
44	**5220**
48	**5240**
52	**5260**
56	5280
60	**5300**
64	**5320**
100	**5500**
104	5520
108	5540
112	5560
116	**5580**
132	5660
136	5680
140	**5700**
149	**5745**
153	5765
157	**5785**
161	5805
165	**5825**

Note: Until further notice, devices subject to this section shall not be capable of transmitting in the band 5600-5650 MHz. This restriction is for the protection of weather radars operating in this band.

The Lowest frequency, the middle frequency and the highest frequency of channel were selected to perform the test, and the selected channel see below:

For 802.11a/n(HT20)

Band I (5150 - 5250 MHz)			Band II (5250 - 5350 MHz)		
Channel Number	Channel	Frequency (MHz)	Channel Number	Channel	Frequency (MHz)
36	Low	5180	52	Low	5260
44	Mid	5220	60	Mid	5300
48	High	5240	64	High	5320

Band III (5470 - 5725 MHz)			Band IV (5725 - 5850 MHz)		
Channel Number	Channel	Frequency (MHz)	Channel Number	Channel	Frequency (MHz)
100	Low	5500	149	Low	5745
116	Mid	5580	157	Mid	5785
140	High	5700	165	High	5825

Note: Preliminary tests were performed in different data rate in above table to find the worst radiated emission. The data rate shown in the table below is the worst-case rate with respect to the specific test item. Investigation has been done on all the possible configurations for searching the worst cases. The following table is a list of the test modes shown in this test report.

Test Items	Mode	Data Rate	Modulation Type	Band I Channel
RF Output Power	11a	6	BPSK	48/44/36
	11n(20 MHz)	6.5		48/44/36
Emission Bandwidth & 99% Occupied Bandwidth	11a	6	BPSK	48/44/36
	11n(20 MHz)	6.5		48/44/36
6 dB bandwidth	11a	6	BPSK	N/A
	11n(20 MHz)	6.5		N/A
Power Spectral Density	11a	6	BPSK	48/44/36
	11n(20 MHz)	6.5		48/44/36
Radiated Spurious Emissions	11a	6	BPSK	48/44/36
	11n(20 MHz)	6.5		48/44/36
Band Edge (Restricted-band)	11a	6	BPSK	48/36
	11n(20 MHz)	6.5		48/36

3 SUMMARY OF TEST RESULTS

3.1 Test Standards

No.	Identity	Document Title
1	47 CFR Part 15 Subpart E (10-1-16 Edition)	Unlicensed National Information Infrastructure Devices
2	KDB Publication 789033 D02v01r04	Guidelines for Compliance Testing of Unlicensed National Information Infrastructure (U-NII) Devices Part 15, Subpart E
3	ANSI C63.10-2013	American National Standard for Testing Unlicensed Wireless Devices

3.2 Verdict

No.	Description	FCC Part No.	Test Result	Verdict
1	Antenna Requirement	15.203	--	Pass[Note1]
2	RF Output Power	15.407(a)	ANNEX A.1	Pass
3	Emission Bandwidth & 99% Occupied Bandwidth	15.407(a)	ANNEX A.2	Pass
4	6 dB bandwidth	15.407(e)	ANNEX A.3	Pass
5	Power Spectral Density	15.407(a)	ANNEX A.4	Pass
6	Conducted Emission	15.207	ANNEX A.5	Pass
7	Radiated Spurious Emissions and Band Edge (Restricted-band)	15.407(b)	ANNEX A.6	Pass
8	Receiver Spurious Emissions	--	--	N/A[Note2]

Note [1]: The EUT has a permanently and irreplaceable attached antenna, which complies with the requirement FCC 15.203.

Note [2]: Only radio communication receivers operating in stand-alone mode within the band 30-960 MHz, as well as scanner receivers, are subject to Industry Canada requirements, so this test is not applicable.

Note [3]: Because EUT has two antenna suppliers, so radiation tests were conducted separately, and the data is distinguished by the antenna model.

4 GENERAL TEST CONFIGURATIONS

4.1 Test Environments

During the measurement, the normal environmental conditions were within the listed ranges:

Relative Humidity	45% to 55%	
Atmospheric Pressure	100 kPa to 102 kPa	
Temperature	NT (Normal Temperature)	+22℃ to +25℃
	LT (Low Temperature)	0℃
	HT (High Temperature)	+40℃
Working Voltage of the EUT	NV (Normal Voltage)	3.3 V
	LV (Low Voltage)	3.0 V
	HV (High Voltage)	3.5 V

4.2 Test Equipment List

Description	Manufacturer	Model	Serial No.	Cal. Date	Cal. Due
Spectrum Analyzer	ROHDE&SCHWARZ	FSV-30	103118	2020.06.08	2021.06.07
Switch Unit with OSP-B157	ROHDE&SCHWARZ	OSP120	101270	2020.06.08	2021.06.07
EMI Receiver	KEYSIGHT	N9038A	MY53220118	2020.06.09	2021.06.08
EMI Receiver	ROHDE&SCHWARZ	ESRP	101036	2020.06.09	2021.06.08
LISN	SCHWARZBECK	NSLK 8127	8127-687	2020.06.09	2021.06.08
Bluetooth Tester	ROHDE&SCHWARZ	CBT	101005	2020.06.08	2021.06.07
DC Power Supply	ROHDE&SCHWARZ	HMP2020	018141664	2020.06.08	2021.06.07
Power Splitter	KMW	DCPD-LDC	1305003215	--	--
Power Sensor	ROHDE&SCHWARZ	NRP-Z21	103971	2020.06.08	2021.06.07
Attenuator (20 dB)	KMW	ZA-S1-201	110617091	--	--
Attenuator (6 dB)	KMW	ZA-S1-61	1305003189	--	--
Temperature Chamber	AHK	SP20	1412	2020.06.10	2021.06.09
Test Antenna-Loop(9 kHz-30 MHz)	SCHWARZBECK	FMZB 1519	1519-037	2019.10.29	2021.10.28
Test Antenna-Bi-Log(30 MHz-3 GHz)	SCHWARZBECK	VULB 9163	9163-624	2019.07.02	2021.07.01
Test Antenna-Horn(1-18 GHz)	SCHWARZBECK	BBHA 9120D	9120D-1917	2019.07.02	2021.07.01
Test Antenna-Horn (18-40 GHz)	A-INFO	LB-180400KF	J211060273	2019.01.06	2021.01.05
Anechoic Chamber	RAINFORD	9m*6m*6m	N/A	2017.02.21	2022.02.20
Anechoic Chamber	EMC Electronic Co., Ltd	20.10*11.60*7.35m	N/A	2018.08.08	2021.08.07
Shielded Enclosure	ChangNing	CN-130701	130703	--	--
Signal Generator	ROHDE&SCHWARZ	SMB100A	177746	2020.06.08	2021.06.07
Power Amplifier	OPHIR RF	5225F	1037	2020.02.19	2021.02.18
Power Amplifier	OPHIR RF	5273F	1016	2020.02.19	2021.02.18
Directional Coupler	Werlantone	C5982-10	109275	N/A	N/A
Directional Coupler	Werlantone	CHP-273E	S00801z-01	N/A	N/A

Description	Manufacturer	Model	Serial No.	Cal. Date	Cal. Due
Sound Level Meter	B&K	NL-20	00844023	2019.11.12	2020.11.11
Ear Simulator	B&K	4185	2409449	2019.11.12	2020.11.11
Ear Simulator	B&K	4195	2418189	2019.11.12	2020.11.11
Audio analyzer	B&K	UPL 16	100129	2019.11.12	2020.11.11

4.3 Measurement Uncertainty

The following measurement uncertainty levels have been estimated for tests performed on the EUT as specified in CISPR 16-4-2.

This uncertainty represents an expanded uncertainty expressed at approximately the 95% confidence level using a coverage factor of k=2.

Measurement	Value
Occupied Channel Bandwidth	±4%
RF output power, conducted	±1.4 dB
Power Spectral Density, conducted	±2.5 dB
Unwanted Emissions, conducted	±2.8 dB
All emissions, radiated	±5.4 dB
Temperature	±1°C
Humidity	±4%

4.4 Description of Test Setup

4.4.1 For Antenna Port Test

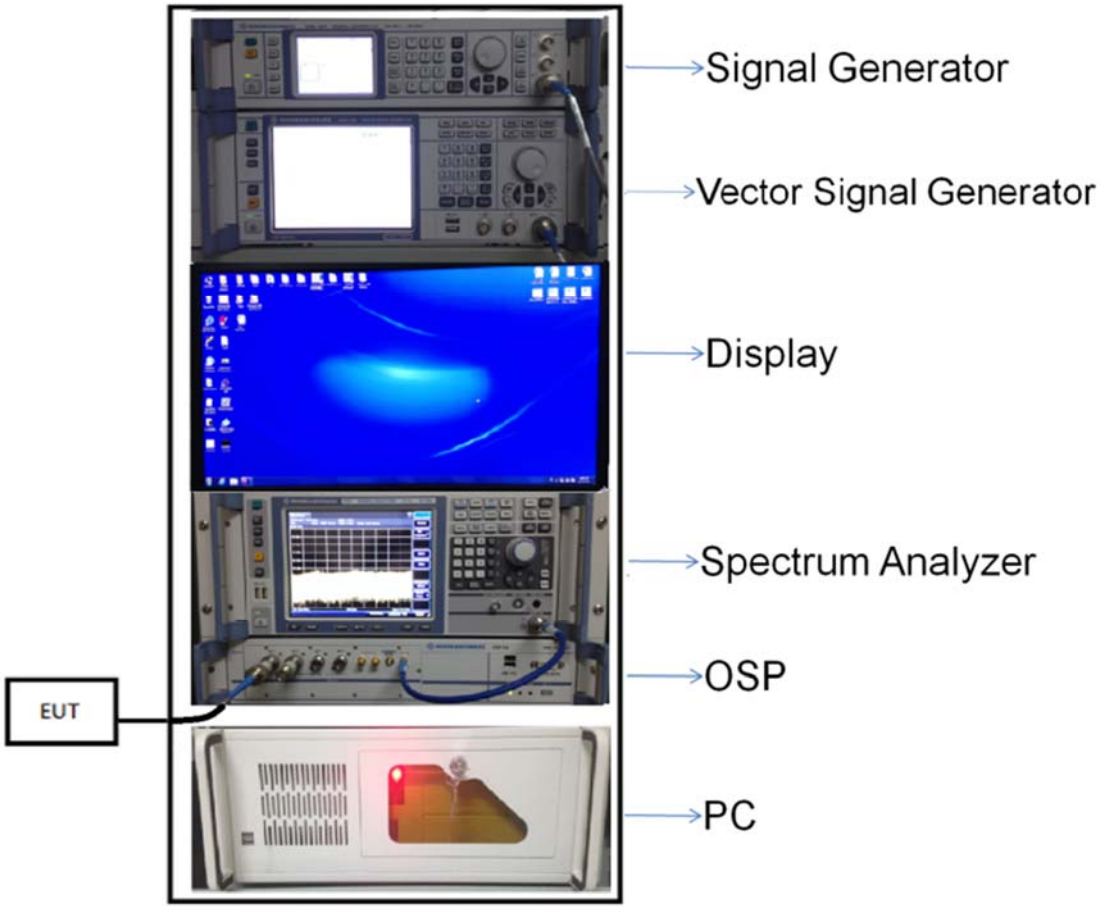

(Diagram 1)

4.4.2 For AC Power Supply Port Test

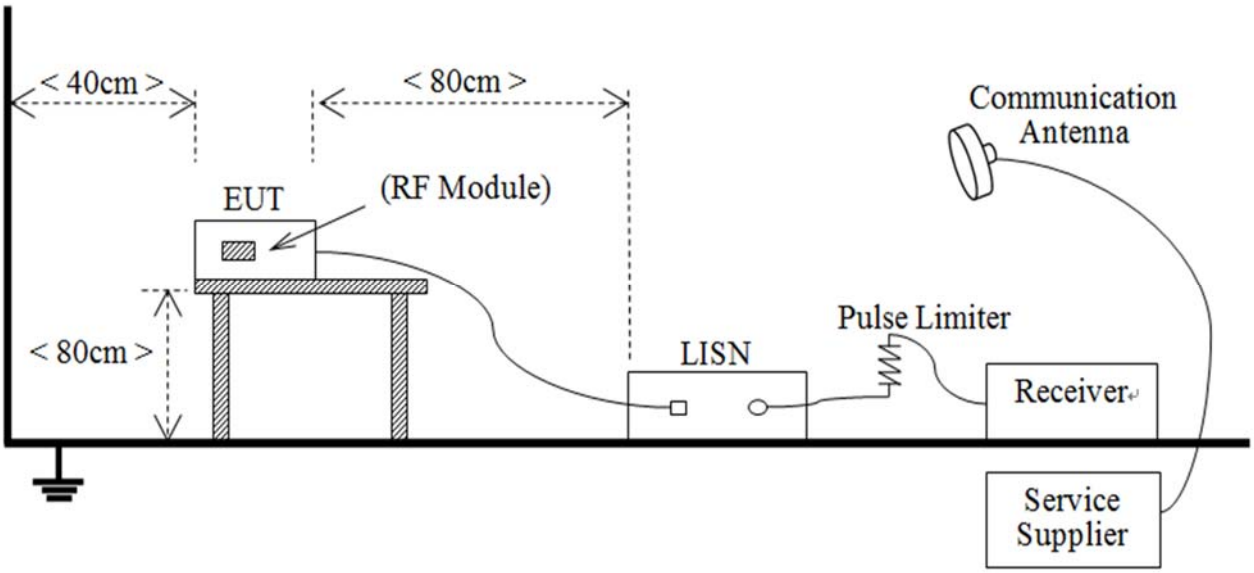

(Diagram 2)

4.4.3 For Radiated Test (Below 30 MHz)



(Diagram 3)

4.4.4 For Radiated Test (30 MHz-1 GHz)



(Diagram 4)

4.4.5 For Radiated Test (Above 1 GHz)

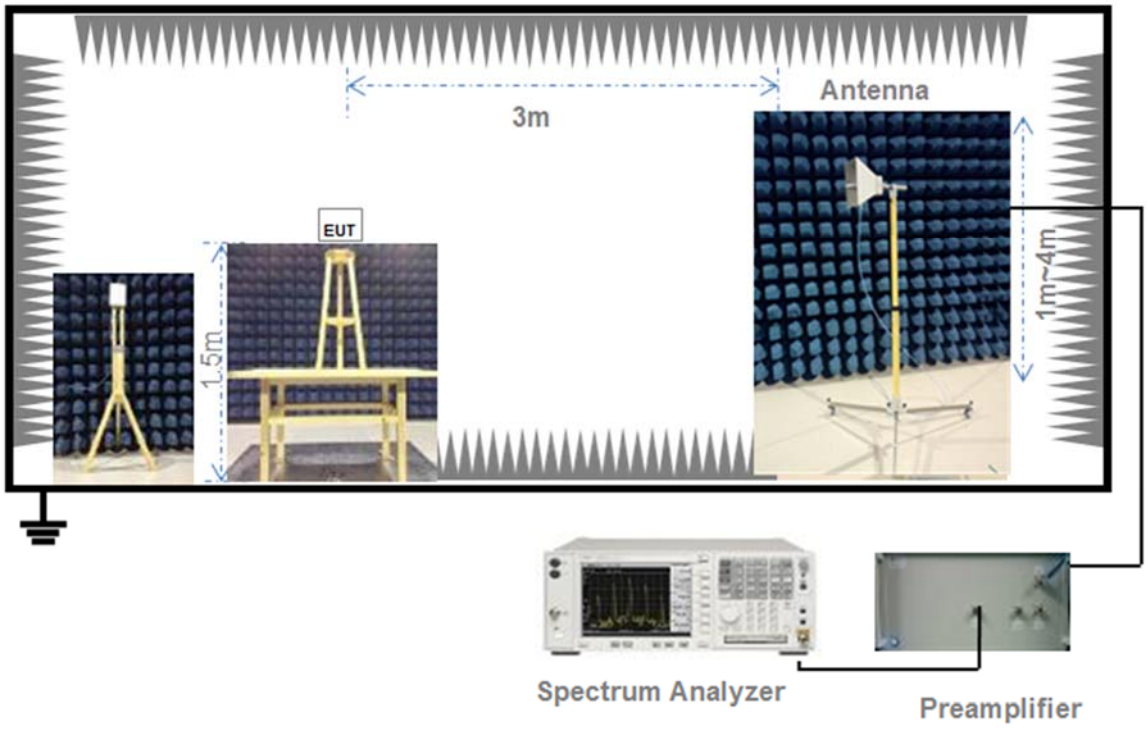

(Diagram 5)

5 TEST ITEMS

5.1 RF Output Power

5.1.1 Test Limit

FCC §15.407(a)

The maximum conducted output power should not exceed:

Frequency Band (MHz)	Limit
5150-5250	250 mW
5250-5350	250 mW or 11 dBm + 10log B, whichever is less.
5470-5725	250 mW or 11 dBm + 10log B, whichever is less.
5725-5850	1 W
Note: Where “B” is the 26 dB emissions bandwidth in MHz.	

RSS-247, 6.2

The maximum conducted output power shall not exceed:

Frequency Band (MHz)	Limit
5150-5250	N/A
5250-5350	250 mW or 11 dBm + 10log B, whichever is less.
5470-5725	250 mW or 11 dBm + 10log B, whichever is less.
5725-5850	1 W
Note: Where “B” is the 99% emissions bandwidth in MHz.	

The maximum e.i.r.p. shall not exceed:

Frequency Band (MHz)	Limit
5150-5250	200 mW or 10 dBm + 10log B, whichever is less.
5250-5350	1W or 17 dBm + 10log B, whichever is less.
5470-5725	1W or 17 dBm + 10log B, whichever is less.
5725-5850	N/A
Note: Where “B” is the 99% emissions bandwidth in MHz.	

5.1.2 Test Setup

The section 4.4.1 (Diagram 1) test setup description was used for this test. The photo of test setup please refer to ANNEX B.

5.1.3 Test Procedure

The maximum peak conducted output power may be measured using a broadband Average RF power meter. The power meter shall have a video bandwidth that is greater than or equal to the emission bandwidth and utilize a fast-responding diode detector.

The E.I.R.P used radiated test method. At a test site that has been validated using the procedures of ANSI C63.4 or the latest CISPR 16-1-4 for measurements above 1 GHz, so as to simulate a near free-space environment.

5.1.4 Test Result

Please refer to ANNEX A.1.

5.2 Emission Bandwidth and 6 dB Bandwidth

5.2.1 Limit

FCC §15.407(a), RSS-247, 6.2

Within the 5.725-5.85 GHz band, the minimum 6 dB bandwidth of U-NII devices shall be at least 500 kHz.

5.2.2 Test Setup

The test setup photo please refer to 4.4.1 (Diagram 1) test setup description was used for this test. The photo of test setup please refer to ANNEX B.

5.2.3 Test Procedure

Emission bandwidth

1. Set RBW = approximately 1% of the emission bandwidth.

2. Set VBW ≥ 3*RBW,

3. Detector = Peak.

4. Trace mode = Max hold.

5. Measure the maximum width of the emission that is 26 dB down from the peak of the emission.

Occupied Bandwidth

1. Set Span = 1.5 times to 5.0 times the OBW

2. Set RBW = 1% to 5% of the OBW.

3. Set VBW ≥ 3*RBW, Detector = Peak.

4. Trace mode = Max hold.

5. Use the 99% power bandwidth function of the instrument.

6 dB bandwidth

1. Set RBW = 100 kHz, VBW = 300 kHz.

2. Detector = Peak.Trace mode = Max hold.

3. Allow the trace to stabilize.

4. Measure the maximum width of the emission that is constrained by the frequencies associated with the two outermost amplitude points (upper and lower frequencies) that are attenuated by 6 dB relative to the maximum level measured in the fundamental emission.

5.2.4 Test Result

Please refer to ANNEX A.2 and ANNEX A.3.

5.3 Power Spectral density (PSD)

5.3.1 Limit

FCC §15.407(a)

The maximum power spectral density should not exceed:

Frequency Band (MHz)	Limit
5150-5250	11 dBm/MHz
5250-5350	11 dBm/MHz
5470-5725	11 dBm/MHz
5725-5850	30 dBm/500kHz

RSS-247, 6.2

The maximum power spectral density should not exceed:

Frequency Band (MHz)	Limit
5150-5250	N/A
5250-5350	11 dBm/MHz
5470-5725	11 dBm/MHz
5725-5850	30 dBm/500kHz

The e.i.r.p. spectral density should not exceed:

Frequency Band (MHz)	Limit
5150-5250	10 dBm/MHz
5250-5350	N/A
5470-5725	N/A
5725-5850	N/A

5.3.2 Test Setup

The section 4.4.1 (Diagram 1) test setup description was used for this test. The photo of test setup please refer to ANNEX B.

5.3.3 Test Procedure

Set the spectrum analyzer or EMI receiver span to view the entire emission bandwidth.

1. Set RBW = 510 kHz/1 MHz, VBW ≥ 3*RBW, Sweep time = Auto, Detector = RMS.
2. Allow the sweeps to continue until the trace stabilizes.
3. Use the peak marker function to determine the maximum amplitude level.
4. The E.I.R.P spectral density used radiated test method. At a test site that has been validated using the procedures of ANSI C63.4 or the latest CISPR 16-1-4 for measurements above 1 GHz, so as to simulate a near free-space environment.

5.3.4 Test Result

Please refer to ANNEX A.4.

5.4 Conducted Emission

5.4.1 Limit

FCC §15.207, RSS-GEN, 8.8

For an intentional radiator that is designed to be connected to the public utility (AC) power line, the radio frequency voltage that is conducted back onto the AC power line on any frequency within the band 150 kHz to 30 MHz shall not exceed the limits in the following table, as measured using a 50μH/50Ω line impedance stabilization network (LISN).

Frequency range (MHz)	Conducted Limit (dBμV)	
	Quai-peak	Average
0.15 - 0.50	66 to 56	56 to 46
0.50 - 5	56	46
0.50 - 30	60	50

5.4.2 Test Setup

The section 4.4.2 (Diagram 2) test setup description was used for this test. The photo of test setup please refer to ANNEX B.

5.4.3 Test Procedure

The maximum conducted interference is searched using Peak (PK), if the emission levels more than the AV and QP limits, and that have narrow margins from the AV and QP limits will be re-measured with AV and QP detectors. Tests for both L phase and N phase lines of the power mains connected to the EUT are performed. Refer to recorded points and plots below.

5.4.4 Test Result

Please refer to ANNEX A.5.

5.5 Radiated Spurious Emissions and Band Edge (Restricted-band)

5.5.1 Limit

FCC §15.209 & 15.407(b), RSS-247, 6.2

Frequency (MHz)	Field Strength (μV/m)	Measurement Distance (m)
0.009 - 0.490	2400/F(kHz)	300
0.490 - 1.705	24000/F(kHz)	30
1.705 - 30.0	30	30
30 - 88	100	3
88 - 216	150	3
216 - 960	200	3
Above 960	500	3

Note [1]: The Limit for radiated test was performed according to FCC Part 15C
Note [2]: The tighter limit applies at the band edge.

Un-restricted band emissions	
Out Operating Band (MHz）	Limit
5150 - 5250	e.i.r.p. -27 dBm (68.2 dBuV/m@3m)
5250 - 5350	e.i.r.p. -27 dBm (68.2 dBuV/m@3m)
5470 - 5725	e.i.r.p. -27 dBm (68.2 dBuV/m@3m)
5725 - 5850	All emissions shall be limited to a level of -27 dBm/MHz at 75 MHz or more above or below the band edge increasing linearly to 10 dBm/MHz at 25 MHz above or below the band edge, and from 25 MHz above or below the band edge increasing linearly to a level of 15.6 dBm/MHz at 5 MHz above or below the band edge, and from 5 MHz above or below the band edge increasing linearly to a level of 27 dBm/MHz at the band edge. 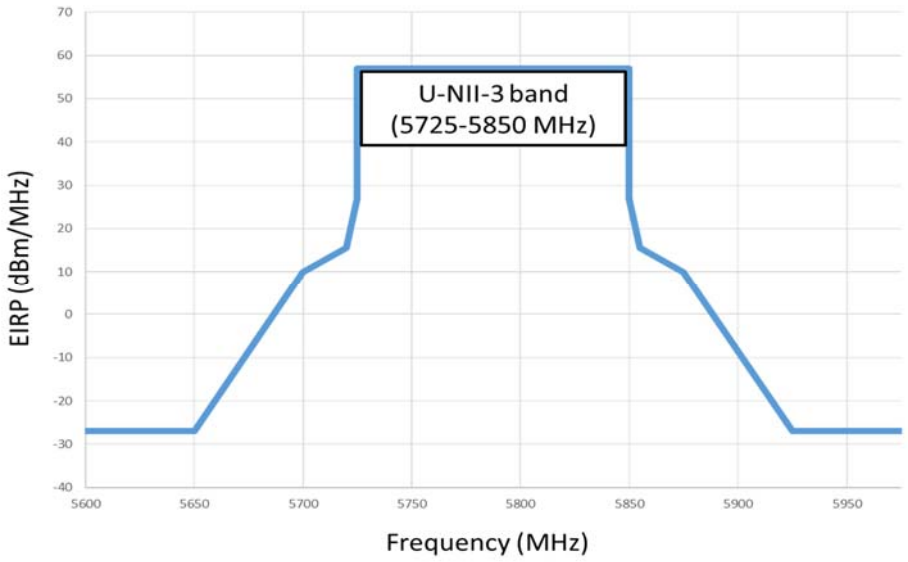

Note: The following formula is used to convert the equipment isotropic radiated power (eirp) to field strength.

5.5.2 Test Setup

The section 4.4.3-4.4.5 (Diagram 3 - Diagram 5) test setup description was used for this test. The photo of test

setup please refer to ANNEX B.

5.5.3 Test Procedure

Since the emission limits are specified in terms of radiated field strength levels, measurements performed to demonstrate compliance have traditionally relied on a radiated test configuration. Radiated measurements remain the principal method for demonstrating compliance to the specified limits; however antenna-port conducted measurements are also now acceptable to demonstrate compliance (see below for details). When radiated measurements are utilized, test site requirements and procedures for maximizing and measuring radiated emissions that are described in ANSI C63.10 shall be followed.

Antenna-port conducted measurements may also be used as an alternative to radiated measurements for demonstrating compliance in the restricted frequency bands. If conducted measurements are performed, then proper impedance matching must be ensured and an additional radiated test for cabinet/case spurious emissions is required.

General Procedure for conducted measurements in restricted bands

a) Measure the conducted output power (in dBm) using the detector specified (see guidance regarding measurement procedures for determining quasi-peak, peak, and average conducted output power, respectively).

b) Add the maximum transmit antenna gain (in dBi) to the measured output power level to determine the EIRP level (see guidance on determining the applicable antenna gain)

c) Add the appropriate maximum ground reflection factor to the EIRP level (6 dB for frequencies ≤ 30 MHz, 4.7 dB for frequencies between 30 MHz and 1000 MHz, inclusive and 0 dB for frequencies > 1000 MHz).

d) For devices with multiple antenna-ports, measure the power of each individual chain and sum the EIRP of all chains in linear terms (e.g., Watts, mW).

e) Convert the resultant EIRP level to an equivalent electric field strength using the following relationship:

$E = EIRP – 20\log D + 104.8$

where:

E = electric field strength in dBμV/m,

EIRP = equivalent isotropic radiated power in dBm

D = specified measurement distance in meters.

f) Compare the resultant electric field strength level to the applicable limit.

g) Perform radiated spurious emission test.

Quasi-Peak measurement procedure

The specifications for measurements using the CISPR quasi-peak detector can be found in Publication 16 of the International Special Committee on Radio Frequency Interference (CISPR) of the International Electrotechnical Commission.

As an alternative to CISPR quasi-peak measurement, compliance can be demonstrated to the applicable emission limits using a peak detector.

Peak power measurement procedure

Peak emission levels are measured by setting the instrument as follows:

a) RBW = as specified in Table 1.

b) VBW ≥ 3 x RBW.

c) Detector = Peak.

d) Sweep time = auto.

e) Trace mode = max hold.

f) Allow sweeps to continue until the trace stabilizes. (Note that the required measurement time may be longer for low duty cycle applications).

Table 1—RBW as a function of frequency

Frequency	RBW
9-150 kHz	200-300 Hz
0.15-30 MHz	9-10 kHz
30-1000 MHz	100-120 kHz
> 1000 MHz	1 MHz

If the peak-detected amplitude can be shown to comply with the average limit, then it is not necessary to perform a separate average measurement.

Trace averaging across on and off times of the EUT transmissions followed by duty cycle correction

If continuous transmission of the EUT (i.e., duty cycle ≥ 98 percent) cannot be achieved and the duty cycle is constant (i.e., duty cycle variations are less than ± 2 percent), then the following procedure shall be used:

a) The EUT shall be configured to operate at the maximum achievable duty cycle.

b) Measure the duty cycle, x, of the transmitter output signal as described in section 6.0.

c) RBW = 1 MHz (unless otherwise specified).

d) VBW ≥ 3 x RBW.

e) Detector = RMS, if span/(# of points in sweep) ≤ (RBW/2). Satisfying this condition may require increasing the number of points in the sweep or reducing the span. If this condition cannot be satisfied, then the detector mode shall be set to peak.

f) Averaging type = power (i.e., RMS).

1) As an alternative, the detector and averaging type may be set for linear voltage averaging.

2) Some instruments require linear display mode in order to use linear voltage averaging. Log or dB averaging shall not be used.

g) Sweep time = auto.

h) Perform a trace average of at least 100 traces.

i) A correction factor shall be added to the measurement results prior to comparing to the emission limit in order to compute the emission level that would have been measured had the test been performed at 100 percent duty cycle. The correction factor is computed as follows:

1) If power averaging (RMS) mode was used in step f), then the applicable correction factor is 10 log(1/x), where x is the duty cycle.

2) If linear voltage averaging mode was used in step f), then the applicable correction factor is 20 log(1/x), where

x is the duty cycle.

3) If a specific emission is demonstrated to be continuous (≥ 98 percent duty cycle) rather than turning on and off with the transmit cycle, then no duty cycle correction is required for that emission.

NOTE: Reduction of the measured emission amplitude levels to account for operational duty factor is not permitted. Compliance is based on emission levels occurring during transmission - not on an average across on and off times of the transmitter.

Determining the applicable transmit antenna gain

A conducted power measurement will determine the maximum output power associated with a restricted band emission; however, in order to determine the associated EIRP level, the gain of the transmitting antenna (in dBi) must be added to the measured output power (in dBm).

Since the out-of-band characteristics of the EUT transmit antenna will often be unknown, the use of a conservative antenna gain value is necessary. Thus, when determining the EIRP based on the measured conducted power, the upper bound on antenna gain for a device with a single RF output shall be selected as the maximum in-band gain of the antenna across all operating bands, or 2 dBi, whichever is greater. However, for devices that operate in multiple frequency bands while using the same transmit antenna, the highest gain of the antenna within the operating band nearest in frequency to the restricted band emission being measured may be used in lieu of the overall highest gain when the emission is at a frequency that is within 20 percent of the nearest band edge frequency, but in no case shall a value less than 2 dBi be used.

See KDB 662911 for guidance on calculating the additional array gain term when determining the effective antenna gain for a EUT with multiple outputs occupying the same or overlapping frequency ranges in the same band.

Radiated spurious emission test

An additional consideration when performing conducted measurements of restricted band emissions is that unwanted emissions radiating from the EUT cabinet, control circuits, power leads, or intermediate circuit elements will likely go undetected in a conducted measurement configuration. To address this concern, a radiated test shall be performed to ensure that emissions emanating from the EUT cabinet (rather than the antenna port) also comply with the applicable limits.

For these cabinet radiated spurious emission measurements the EUT transmit antenna may be replaced with a termination matching the nominal impedance of the antenna. Procedures for performing radiated measurements are specified in ANSI C63.10. All detected emissions shall comply with the applicable limits.

The measurement frequency range is from 30 MHz to the 10th harmonic of the fundamental frequency. The Turn Table is actuated to turn from 0° to 360°, and both horizontal and vertical polarizations of the Test Antenna are used to find the maximum radiated power. Mid channels on all channel bandwidth verified. Only the worst RB size/offset presented.

The power of the EUT transmitting frequency should be ignored.

All Spurious Emission tests were performed in X, Y, Z axis direction. And only the worst axis test condition was recorded in this test report.

Use the following spectrum analyzer settings:

Span = wide enough to fully capture the emission being measured
RBW = 1 MHz for f ≥ 1 GHz, 100 kHz for f < 1 GHz
VBW ≥ RBW
Sweep = auto

Detector function = peak
Trace = max hold

5.5.4 Test Result

Please refer to ANNEX A.6.

ANNEX A TEST RESULT

A.1 RF Output Power

Note [1]: For FCC standard, if transmitting antennas of directional gain greater than 6 dBi are used, all band maximum conducted output power shall be reduced by the amount in dB that the directional gain of the antenna exceeds 6 dBi.

Test Data

Conducted Power

Band I (5150 - 5250 MHz)					
Mode	Channel	Conducted Power (dBm)	Conducted Power (mW)	FCC Limit (mW)	Verdict
11a	CH36	12.80	19.03	250	Pass
11a	CH44	12.53	17.89	250	Pass
11a	CH48	12.56	18.01	250	Pass
11n (HT20)	CH36	12.68	18.55	250	Pass
11n (HT20)	CH44	12.38	17.31	250	Pass
11n (HT20)	CH48	12.40	17.39	250	Pass

Band II (5250 - 5350 MHz)					
Mode	Channel	Conducted Power (dBm)	Conducted Power (mW)	FCC Limit (mW)	Verdict
11a	CH52	12.04	15.98	244	Pass
11a	CH60	11.99	15.80	240	Pass
11a	CH64	11.44	13.92	243	Pass
11n (HT20)	CH52	11.93	15.61	245	Pass
11n (HT20)	CH60	11.79	15.11	243	Pass
11n (HT20)	CH64	11.29	13.47	244	Pass

Band III (5470 - 5725 MHz)					
Mode	Channel	Conducted Power (dBm)	Conducted Power (mW)	FCC Limit (mW)	Verdict
11a	CH100	13.36	21.65	250	Pass
11a	CH116	11.62	14.51	250	Pass
11a	CH140	10.79	11.98	240	Pass
11n (HT20)	CH100	13.18	20.81	250	Pass
11n (HT20)	CH116	11.54	14.26	250	Pass
11n (HT20)	CH140	9.69	9.32	244	Pass

Band IV (5725 - 5850 MHz)					
Mode	Channel	Conducted Power (dBm)	Conducted Power (mW)	FCC Limit (mW)	Verdict
11a	CH149	10.89	12.26	1000	Pass
11a	CH157	12.15	16.39	1000	Pass
11a	CH165	10.89	12.26	1000	Pass
11n (HT20)	CH149	10.42	11.02	1000	Pass
11n (HT20)	CH157	11.72	14.87	1000	Pass
11n (HT20)	CH165	10.57	11.41	1000	Pass

A.2 Emission Bandwidth & 99% Bandwidth

Note: Test plots please refer to the document “Annex No.: BL-SZ2070533-602 Data Part 1.pdf”.

Test Data

Band I (5150 - 5250 MHz)			
Mode	Channel	26 dB Bandwidth (MHz)	99% Bandwidth (MHz)
11a	CH36	19.32	16.50
11a	CH44	18.96	16.44
11a	CH48	18.92	16.50
11n (HT20)	CH36	19.40	17.54
11n (HT20)	CH44	19.36	17.48
11n (HT20)	CH48	19.36	17.54

Band II (5250 - 5350 MHz)			
Mode	Channel	26 dB Bandwidth (MHz)	99% Bandwidth (MHz)
11a	CH52	19.36	16.50
11a	CH60	19.04	16.50
11a	CH64	19.28	16.50
11n (HT20)	CH52	19.44	17.54
11n (HT20)	CH60	19.32	17.48
11n (HT20)	CH64	19.40	17.54

Band III (5470 - 5725 MHz)			
Mode	Channel	26 dB Bandwidth (MHz)	99% Bandwidth (MHz)
11a	CH100	19.88	16.61
11a	CH116	20.20	16.61
11a	CH140	19.04	16.50
11n (HT20)	CH100	19.96	17.60
11n (HT20)	CH116	19.88	17.60
11n (HT20)	CH140	19.36	17.54

Band IV (5725 - 5850 MHz)			
Mode	Channel	26 dB Bandwidth (MHz)	99% Bandwidth (MHz)
11a	CH149	19.40	16.56
11a	CH157	19.20	16.56
11a	CH165	19.44	16.56
11n (HT20)	CH149	19.88	17.60
11n (HT20)	CH157	19.48	17.60
11n (HT20)	CH165	19.96	17.60

A.3 6 dB Bandwidth

Note: Test plots please refer to the document “Annex No.: BL-SZ2070533-602 Data Part 2.pdf”.

Test Data

Band IV (5725 - 5850 MHz)				
Mode	Channel	6 dB Bandwidth (MHz)	Limit (kHz)	Verdict
11a	CH149	15.27	500.00	Pass
11a	CH157	15.17	500.00	Pass
11a	CH165	15.17	500.00	Pass
11n (HT20)	CH149	16.07	500.00	Pass
11n (HT20)	CH157	15.17	500.00	Pass
11n (HT20)	CH165	16.22	500.00	Pass

A.4 Power Spectral Density

Note: Test plots please refer to the document “Annex No.: BL-SZ2070533-602 Data Part 3.pdf”.

Test Data

Note [1]: The RBW used in Band IV is 1 MHz, and the PSD factor is: 10*log (500 kHz/RBW) =-3 dBm.

Band I (5150 - 5250 MHz)				
Mode	Channel	PSD (dBm/MHz)	Limit (dBm/MHz)	Verdict
11a	CH36	0.88	11.00	Pass
11a	CH44	0.84	11.00	Pass
11a	CH48	0.78	11.00	Pass
11n (HT20)	CH36	0.80	11.00	Pass
11n (HT20)	CH44	0.47	11.00	Pass
11n (HT20)	CH48	0.36	11.00	Pass

Band II (5250 - 5350 MHz)				
Mode	Channel	PSD (dBm/MHz)	Limit (dBm/MHz)	Verdict
11a	CH52	-0.17	11.00	Pass
11a	CH60	0.09	11.00	Pass
11a	CH64	0.12	11.00	Pass
11n (HT20)	CH52	-0.49	11.00	Pass
11n (HT20)	CH60	-0.66	11.00	Pass
11n (HT20)	CH64	-0.64	11.00	Pass

Band III (5470 - 5725 MHz)				
Mode	Channel	PSD (dBm/MHz)	Limit (dBm/MHz)	Verdict
11a	CH100	1.81	11.00	Pass
11a	CH116	0.34	11.00	Pass
11a	CH140	-0.56	11.00	Pass
11n (HT20)	CH100	0.74	11.00	Pass
11n (HT20)	CH116	-0.80	11.00	Pass
11n (HT20)	CH140	-0.35	11.00	Pass

Band IV (5725 - 5850 MHz)				
Mode	Channel	PSD (dBm/500kHz)	Limit (dBm/500kHz)	Verdict
11a	CH149	-1.82	30.00	Pass
11a	CH157	-0.60	30.00	Pass
11a	CH165	-2.69	30.00	Pass
11n (HT20)	CH149	-2.04	30.00	Pass
11n (HT20)	CH157	-1.95	30.00	Pass
11n (HT20)	CH165	-2.35	30.00	Pass

A.5 Conducted Emissions

Note [1]: The EUT is working in the Normal link mode. All modes have been tested and normal link mode is worst.

Test Data and Plots

PHASE L

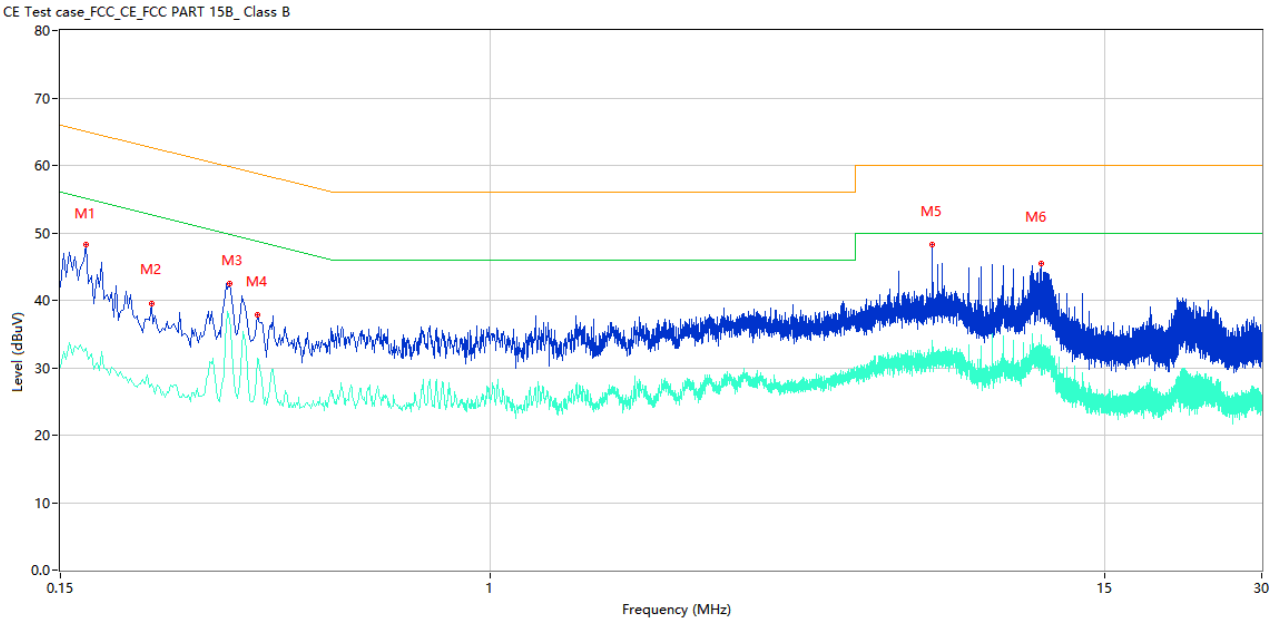

No.	Frequency (MHz)	Results (dBuV)	Factor (dB)	Limit (dBuV)	Over Limit (dB)	Detector	Line	Verdict
1	0.168	48.19	10.40	65.06	-16.87	Peak	L	Pass
1**	0.168	32.84	10.40	55.06	-22.22	AV	L	Pass
2	0.224	39.52	10.37	62.67	-23.15	Peak	L	Pass
2**	0.224	27.63	10.37	52.67	-25.04	AV	L	Pass
3	0.316	42.53	10.33	59.81	-17.28	Peak	L	Pass
3**	0.316	37.14	10.33	49.81	-12.67	AV	L	Pass
4	0.358	37.88	10.31	58.77	-20.89	Peak	L	Pass
4**	0.358	31.35	10.31	48.77	-17.42	AV	L	Pass
5	7.004	48.26	10.34	60.00	-11.74	Peak	L	Pass
5**	7.004	34.07	10.34	50.00	-15.93	AV	L	Pass
6	11.372	45.47	10.38	60.00	-14.53	Peak	L	Pass
6**	11.372	32.72	10.38	50.00	-17.28	AV	L	Pass

PHASE N

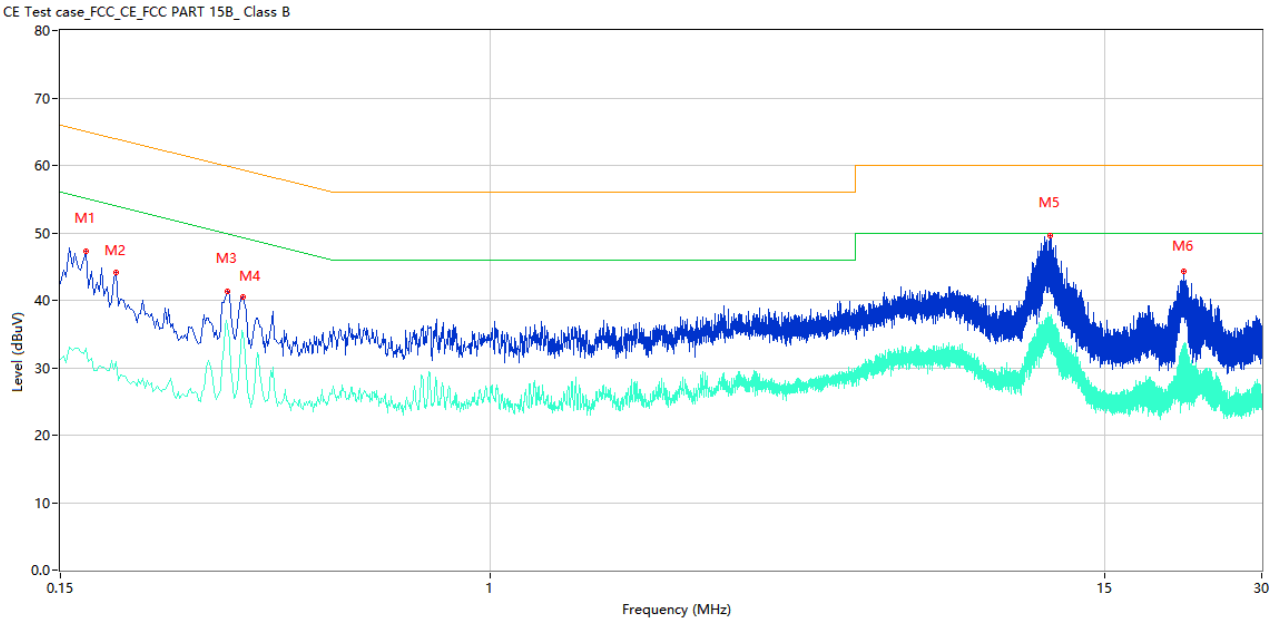

No.	Frequency (MHz)	Results (dBuV)	Factor (dB)	Limit (dBuV)	Over Limit (dB)	Detector	Line	Verdict
1	0.168	47.31	10.40	65.06	-17.75	Peak	N	Pass
1**	0.168	32.94	10.40	55.06	-22.12	AV	N	Pass
2	0.192	44.18	10.38	63.95	-19.77	Peak	N	Pass
2**	0.192	30.92	10.38	53.95	-23.03	AV	N	Pass
3	0.314	41.34	10.33	59.86	-18.52	Peak	N	Pass
3**	0.314	36.17	10.33	49.86	-13.69	AV	N	Pass
4	0.336	40.46	10.32	59.30	-18.84	Peak	N	Pass
4**	0.336	35.03	10.32	49.30	-14.27	AV	N	Pass
5	11.828	49.64	10.38	60.00	-10.36	Peak	N	Pass
5**	11.828	34.85	10.38	50.00	-15.15	AV	N	Pass
6	21.320	44.24	10.57	60.00	-15.76	Peak	N	Pass
6**	21.320	32.45	10.57	50.00	-17.55	AV	N	Pass

A.6 Radiated Spurious Emissions and Band Edge (Restricted-band)

Note [1]: The symbol of "--" in the table which means not application.

Note [2]: For the test data above 1 GHz，According the ANSI C63.10-2013, where limits are specified for both average and peak (or quasi-peak) detector functions, if the peak (or quasi-peak) measured value complies with the average limit, it is unnecessary to perform an average measurement.

Note [3]: The low frequency, which started from 9 kHz to 30 MHz, was pre-scanned and the result which was 20 dB lower than the limit line per 15.31(o) was not reported.

Note [4]: The EUT is working in the Normal link mode below 1 GHz. All modes have been tested and normal link mode is worst.

Test Data and Plots

30 MHz to 1 GHz, ANT H

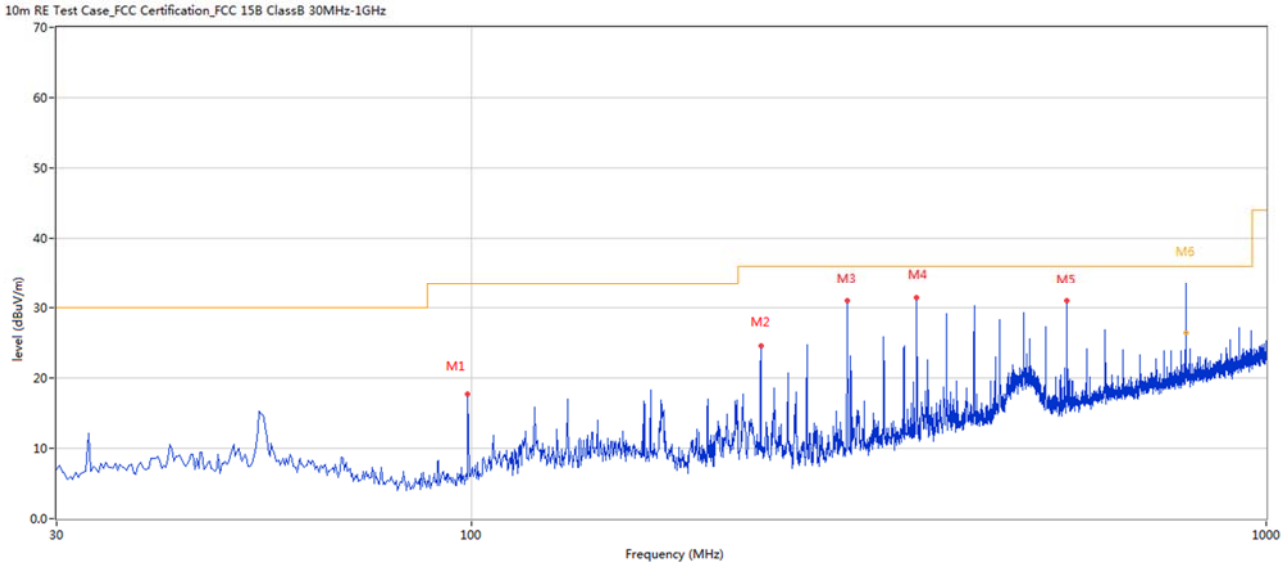

No.	Frequency (MHz)	Results (dBuV/m)	Factor (dB)	Limit (dBuV/m)	Over Limit (dB)	Detector	Table (Degree)	Height (cm)	Antenna	Verdict
1	98.853	17.70	-30.29	33.5	-15.80	Peak	156.00	200	Horizontal	Pass
2	230.982	24.55	-28.02	36.0	-11.45	Peak	0.00	200	Horizontal	Pass
3	296.926	30.98	-26.03	36.0	-5.02	Peak	105.00	200	Horizontal	Pass
4	362.869	31.43	-24.08	36.0	-4.57	Peak	191.00	200	Horizontal	Pass
5	560.942	30.95	-19.24	36.0	-5.05	Peak	312.00	200	Horizontal	Pass
6	791.993	33.09	-14.23	36.0	-2.91	Peak	250.00	138	Horizontal	N/A
6*	791.993	26.47	-14.23	36.0	-9.53	QP	250.00	138	Horizontal	Pass

30 MHz to 1 GHz, ANT V

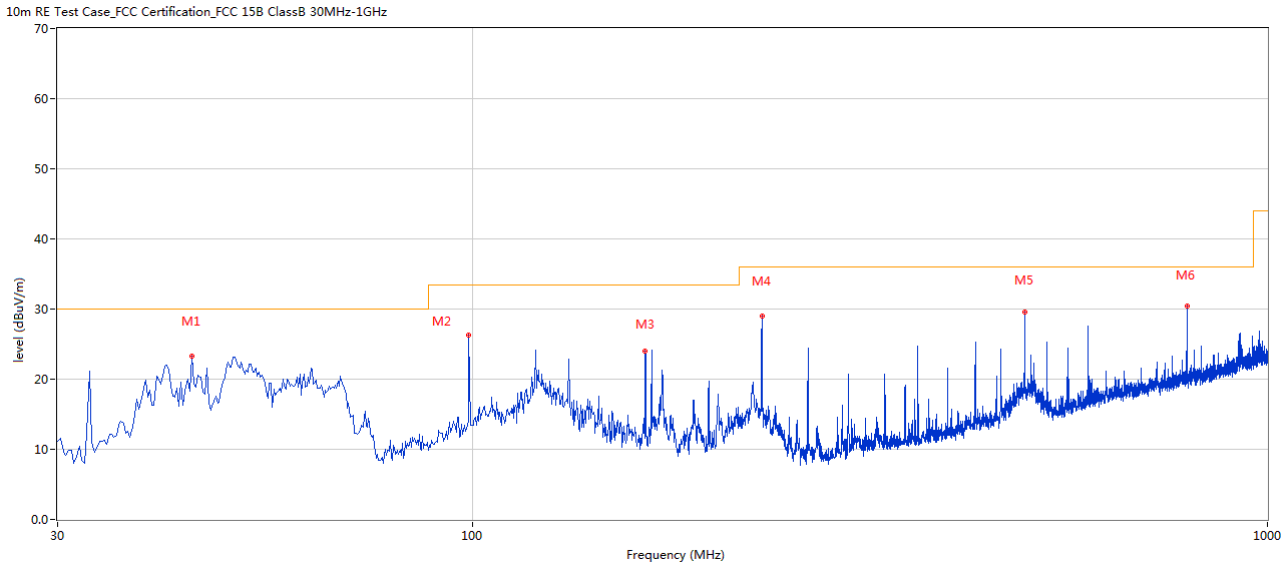

No.	Frequency (MHz)	Results (dBuV/m)	Factor (dB)	Limit (dBuV/m)	Over Limit (dB)	Detector	Table (Degree)	Height (cm)	Antenna	Verdict
1	44.304	23.28	-27.05	30.0	-6.72	Peak	145.00	200	Vertical	Pass
2	98.853	26.35	-30.29	33.5	-7.15	Peak	0.00	200	Vertical	Pass
3	164.796	23.97	-26.25	33.5	-9.53	Peak	169.00	100	Vertical	Pass
4	230.982	29.00	-28.02	36.0	-7.00	Peak	360.00	100	Vertical	Pass
5	494.756	29.56	-20.58	36.0	-6.44	Peak	319.00	100	Vertical	Pass
6	791.987	30.40	-14.23	36.0	-5.60	Peak	211.00	200	Vertical	Pass

Note: The spurious above 18G is noise only, do not show on the report.

iM3

11a, Band I, 1 GHz to 18 GHz, Low channel, ANT H

No.	Frequency (MHz)	Results (dBuV/m)	Factor (dB)	Limit (dBuV/m)	Over Limit (dB)	Detector	Table (Degree)	Height (cm)	Antenna	Verdict
1	1706.000	49.23	-17.22	74.0	-24.77	Peak	44.00	150	Horizontal	Pass
1**	1706.000	32.27	-17.22	54.0	-21.73	AV	44.00	150	Horizontal	Pass
2	2327.600	46.21	-12.74	74.0	-27.79	Peak	116.00	150	Horizontal	Pass
2**	2327.600	36.11	-12.74	54.0	-17.89	AV	116.00	150	Horizontal	Pass
3	5130.600	52.46	-2.34	74.0	-21.54	Peak	120.00	150	Horizontal	Pass
3**	5130.600	50.02	-2.34	54.0	-3.98	AV	120.00	150	Horizontal	Pass
4	5179.000	100.44	-2.68	--	--	Peak	95.00	150	Horizontal	N/A
4**	5179.000	93.57	-2.68	--	--	AV	95.00	150	Horizontal	N/A
5	11844.950	49.52	1.16	74.0	-24.48	Peak	79.00	150	Horizontal	Pass
5**	11844.950	41.00	1.16	54.0	-13.00	AV	79.00	150	Horizontal	Pass
6	15802.087	53.15	2.31	74.0	-20.85	Peak	340.00	150	Horizontal	Pass
6**	15802.087	43.70	2.31	54.0	-10.30	AV	340.00	150	Horizontal	Pass

11a, Band I, 1 GHz to 18 GHz, Low channel, ANT V

No.	Frequency (MHz)	Results (dBuV/m)	Factor (dB)	Limit (dBuV/m)	Over Limit (dB)	Detector	Table (Degree)	Height (cm)	Antenna	Verdict
1	1705.500	51.87	-17.21	74.0	-22.13	Peak	78.00	150	Vertical	Pass
1**	1705.500	36.20	-17.21	54.0	-17.80	AV	78.00	150	Vertical	Pass
2	2252.300	45.29	-12.65	74.0	-28.71	Peak	78.00	150	Vertical	Pass
2**	2252.300	33.32	-12.65	54.0	-20.68	AV	78.00	150	Vertical	Pass
3	4584.600	48.58	-3.65	74.0	-25.42	Peak	223.00	150	Vertical	Pass
3**	4584.600	39.13	-3.65	54.0	-14.87	AV	223.00	150	Vertical	Pass
4	5181.200	94.48	-2.71	--	--	Peak	160.00	150	Vertical	N/A
4**	5181.200	87.59	-2.71	--	--	AV	160.00	150	Vertical	N/A
5	11053.463	49.98	-0.70	74.0	-24.02	Peak	155.00	150	Vertical	Pass
5**	11053.463	40.41	-0.70	54.0	-13.59	AV	155.00	150	Vertical	Pass
6	15629.625	53.49	1.70	74.0	-20.51	Peak	117.00	150	Vertical	Pass
6**	15629.625	44.45	1.70	54.0	-9.55	AV	117.00	150	Vertical	Pass

11a, Band I, 1 GHz to 18 GHz, Middle channel, ANT H

No.	Frequency (MHz)	Results (dBuV/m)	Factor (dB)	Limit (dBuV/m)	Over Limit (dB)	Detector	Table (Degree)	Height (cm)	Antenna	Verdict
1	1328.700	42.72	-17.46	74.0	-31.28	Peak	135.00	150	Horizontal	Pass
1**	1328.700	28.52	-17.46	54.0	-25.48	AV	135.00	150	Horizontal	Pass
2	2363.600	46.82	-12.78	74.0	-27.18	Peak	112.00	150	Horizontal	Pass
2**	2363.600	32.15	-12.78	54.0	-21.85	AV	112.00	150	Horizontal	Pass
3	4045.600	46.71	-4.85	74.0	-27.29	Peak	83.00	150	Horizontal	Pass
3**	4045.600	37.45	-4.85	54.0	-16.55	AV	83.00	150	Horizontal	Pass
4	5219.200	100.29	-3.04	--	--	Peak	96.00	150	Horizontal	N/A
4**	5219.200	95.02	-3.04	--	--	AV	96.00	150	Horizontal	N/A
5	12005.375	50.37	1.28	74.0	-23.63	Peak	1.00	150	Horizontal	Pass
5**	12005.375	40.94	1.28	54.0	-13.06	AV	1.00	150	Horizontal	Pass
6	15772.951	53.40	1.19	74.0	-20.60	Peak	53.00	150	Horizontal	Pass
6**	15772.951	43.37	1.19	54.0	-10.63	AV	53.00	150	Horizontal	Pass

11a, Band I, 1 GHz to 18 GHz, Middle channel, ANT V

No.	Frequency (MHz)	Results (dBuV/m)	Factor (dB)	Limit (dBuV/m)	Over Limit (dB)	Detector	Table (Degree)	Height (cm)	Antenna	Verdict
1	1701.600	50.05	-17.31	74.0	-23.95	Peak	54.00	150	Vertical	Pass
1**	1701.600	28.54	-17.31	54.0	-25.46	AV	54.00	150	Vertical	Pass
2	2242.800	46.05	-13.08	74.0	-27.95	Peak	91.00	150	Vertical	Pass
2**	2242.800	32.28	-13.08	54.0	-21.72	AV	91.00	150	Vertical	Pass
3	4884.000	49.24	-3.35	74.0	-24.76	Peak	169.00	150	Vertical	Pass
3**	4884.000	46.36	-3.35	54.0	-7.64	AV	169.00	150	Vertical	Pass
4	5220.000	95.22	-3.04	--	--	Peak	156.00	150	Vertical	N/A
4**	5220.000	87.66	-3.04	--	--	AV	156.00	150	Vertical	N/A
5	12183.912	51.18	0.65	74.0	-22.82	Peak	360.00	150	Vertical	Pass
5**	12183.912	41.42	0.65	54.0	-12.58	AV	360.00	150	Vertical	Pass
6	15634.350	53.16	1.57	74.0	-20.84	Peak	179.00	150	Vertical	Pass
6**	15634.350	44.17	1.57	54.0	-9.83	AV	179.00	150	Vertical	Pass

11a, Band I, 1 GHz to 18 GHz, High channel, ANT H

No.	Frequency (MHz)	Results (dBuV/m)	Factor (dB)	Limit (dBuV/m)	Over Limit (dB)	Detector	Table (Degree)	Height (cm)	Antenna	Verdict
1	1037.200	44.11	-18.12	74.0	-29.89	Peak	0.00	150	Horizontal	Pass
1**	1037.200	39.05	-18.12	54.0	-14.95	AV	0.00	150	Horizontal	Pass
2	2807.000	43.31	-10.31	74.0	-30.69	Peak	282.00	150	Horizontal	Pass
2**	2807.000	32.91	-10.31	54.0	-21.09	AV	282.00	150	Horizontal	Pass
3	4025.000	46.63	-5.10	74.0	-27.37	Peak	360.00	150	Horizontal	Pass
3**	4025.000	38.36	-5.10	54.0	-15.64	AV	360.00	150	Horizontal	Pass
4	5239.800	99.77	-2.71	--	--	Peak	319.00	150	Horizontal	N/A
4**	5239.800	92.97	-2.71	--	--	AV	319.00	150	Horizontal	N/A
5	11039.662	49.74	-0.51	74.0	-24.26	Peak	1.00	150	Horizontal	Pass
5**	11039.662	40.02	-0.51	54.0	-13.98	AV	1.00	150	Horizontal	Pass
6	15630.412	53.02	1.69	74.0	-20.98	Peak	203.00	150	Horizontal	Pass
6**	15630.412	45.65	1.69	54.0	-8.35	AV	203.00	150	Horizontal	Pass

11a, Band I, 1 GHz to 18 GHz, High channel, ANT V

No.	Frequency (MHz)	Results (dBuV/m)	Factor (dB)	Limit (dBuV/m)	Over Limit (dB)	Detector	Table (Degree)	Height (cm)	Antenna	Verdict
1	1699.700	49.97	-17.32	74.0	-24.03	Peak	162.00	150	Vertical	Pass
1**	1699.700	39.49	-17.32	54.0	-14.51	AV	162.00	150	Vertical	Pass
2	2282.000	46.12	-12.91	74.0	-27.88	Peak	103.00	150	Vertical	Pass
2**	2282.000	34.62	-12.91	54.0	-19.38	AV	103.00	150	Vertical	Pass
3	4810.000	48.86	-2.98	74.0	-25.14	Peak	353.00	150	Vertical	Pass
3**	4810.000	40.04	-2.98	54.0	-13.96	AV	353.00	150	Vertical	Pass
4	5240.800	96.39	-2.70	--	--	Peak	156.00	150	Vertical	N/A
4**	5240.800	90.49	-2.70	--	--	AV	156.00	150	Vertical	N/A
5	11987.550	50.12	1.06	74.0	-23.88	Peak	132.00	150	Vertical	Pass
5**	11987.550	41.80	1.06	54.0	-12.20	AV	132.00	150	Vertical	Pass
6	15802.350	53.28	2.30	74.0	-20.72	Peak	148.00	150	Vertical	Pass
6**	15802.350	43.88	2.30	54.0	-10.12	AV	148.00	150	Vertical	Pass

11n20, Band I, 1 GHz to 18 GHz, Low channel, ANT H

No.	Frequency (MHz)	Results (dBuV/m)	Factor (dB)	Limit (dBuV/m)	Over Limit (dB)	Detector	Table (Degree)	Height (cm)	Antenna	Verdict
1	1327.700	40.69	-17.49	74.0	-33.31	Peak	123.00	150	Horizontal	Pass
1**	1327.700	33.02	-17.49	54.0	-20.98	AV	123.00	150	Horizontal	Pass
2	2776.400	42.97	-10.45	74.0	-31.03	Peak	185.00	150	Horizontal	Pass
2**	2776.400	33.54	-10.45	54.0	-20.46	AV	185.00	150	Horizontal	Pass
3	3965.200	46.21	-4.80	74.0	-27.79	Peak	157.00	150	Horizontal	Pass
3**	3965.200	37.00	-4.80	54.0	-17.00	AV	157.00	150	Horizontal	Pass
4	5261.200	100.56	-3.09	--	--	Peak	96.00	150	Horizontal	N/A
4**	5261.200	94.42	-3.09	--	--	AV	96.00	150	Horizontal	N/A
5	12010.263	50.50	1.17	74.0	-23.50	Peak	323.00	150	Horizontal	Pass
5**	12010.263	41.03	1.17	54.0	-12.97	AV	323.00	150	Horizontal	Pass
6	15627.000	53.05	1.71	74.0	-20.95	Peak	117.00	150	Horizontal	Pass
6**	15627.000	44.69	1.71	54.0	-9.31	AV	117.00	150	Horizontal	Pass

11n20, Band I, 1 GHz to 18 GHz, Low channel, ANT V

No.	Frequency (MHz)	Results (dBuV/m)	Factor (dB)	Limit (dBuV/m)	Over Limit (dB)	Detector	Table (Degree)	Height (cm)	Antenna	Verdict
1	1664.600	50.31	-17.51	74.0	-23.69	Peak	62.00	150	Vertical	Pass
1**	1664.600	29.15	-17.51	54.0	-24.85	AV	62.00	150	Vertical	Pass
2	2286.700	48.37	-12.83	74.0	-25.63	Peak	99.00	150	Vertical	Pass
2**	2286.700	32.35	-12.83	54.0	-21.65	AV	99.00	150	Vertical	Pass
3	3959.400	46.35	-4.69	74.0	-27.65	Peak	72.00	150	Vertical	Pass
3**	3959.400	36.24	-4.69	54.0	-17.76	AV	72.00	150	Vertical	Pass
4	5258.800	95.47	-2.89	--	--	Peak	160.00	150	Vertical	N/A
4**	5258.800	91.27	-2.89	--	--	AV	160.00	150	Vertical	N/A
5	11357.350	49.84	-0.19	74.0	-24.16	Peak	360.00	150	Vertical	Pass
5**	11357.350	39.97	-0.19	54.0	-14.03	AV	360.00	150	Vertical	Pass
6	15846.713	53.03	1.36	74.0	-20.97	Peak	275.00	150	Vertical	Pass
6**	15846.713	44.42	1.36	54.0	-9.58	AV	275.00	150	Vertical	Pass

11n20, Band I, 1 GHz to 18 GHz, Middle channel, ANT H

No.	Frequency (MHz)	Results (dBuV/m)	Factor (dB)	Limit (dBuV/m)	Over Limit (dB)	Detector	Table (Degree)	Height (cm)	Antenna	Verdict
1	1694.700	43.09	-17.27	74.0	-30.91	Peak	79.00	150	Horizontal	Pass
1**	1694.700	27.57	-17.27	54.0	-26.43	AV	79.00	150	Horizontal	Pass
2	2772.700	43.21	-10.48	74.0	-30.79	Peak	30.00	150	Horizontal	Pass
2**	2772.700	33.00	-10.48	54.0	-21.00	AV	30.00	150	Horizontal	Pass
3	4281.200	47.54	-4.65	74.0	-26.46	Peak	0.00	150	Horizontal	Pass
3**	4281.200	37.84	-4.65	54.0	-16.16	AV	0.00	150	Horizontal	Pass
4	5300.800	101.60	-3.25	--	--	Peak	218.00	150	Horizontal	N/A
4**	5300.800	94.41	-3.25	--	--	AV	218.00	150	Horizontal	N/A
5	11994.738	50.12	1.21	74.0	-23.88	Peak	360.00	150	Horizontal	Pass
5**	11994.738	40.73	1.21	54.0	-13.27	AV	360.00	150	Horizontal	Pass
6	15523.575	53.79	1.39	74.0	-20.21	Peak	38.00	150	Horizontal	Pass
6**	15523.575	44.41	1.39	54.0	-9.59	AV	38.00	150	Horizontal	Pass

11n20, Band I, 1 GHz to 18 GHz, Middle channel, ANT V

No.	Frequency (MHz)	Results (dBuV/m)	Factor (dB)	Limit (dBuV/m)	Over Limit (dB)	Detector	Table (Degree)	Height (cm)	Antenna	Verdict
1	1675.100	49.15	-17.39	74.0	-24.85	Peak	74.00	150	Vertical	Pass
1**	1675.100	35.19	-17.39	54.0	-18.81	AV	74.00	150	Vertical	Pass
2	2328.000	47.63	-12.74	74.0	-26.37	Peak	109.00	150	Vertical	Pass
2**	2328.000	32.48	-12.74	54.0	-21.52	AV	109.00	150	Vertical	Pass
3	3979.200	46.69	-5.55	74.0	-27.31	Peak	134.00	150	Vertical	Pass
3**	3979.200	37.20	-5.55	54.0	-16.80	AV	134.00	150	Vertical	Pass
4	5298.600	97.34	-3.27	--	--	Peak	159.00	150	Vertical	N/A
4**	5298.600	89.87	-3.27	--	--	AV	159.00	150	Vertical	N/A
5	12004.799	50.77	1.29	74.0	-23.23	Peak	331.00	150	Vertical	Pass
5**	12004.799	41.48	1.29	54.0	-12.52	AV	331.00	150	Vertical	Pass
6	15631.462	53.23	1.66	74.0	-20.77	Peak	360.00	150	Vertical	Pass
6**	15631.462	46.31	1.66	54.0	-7.69	AV	360.00	150	Vertical	Pass

11n20, Band I, 1 GHz to 18 GHz, High channel, ANT H

No.	Frequency (MHz)	Results (dBuV/m)	Factor (dB)	Limit (dBuV/m)	Over Limit (dB)	Detector	Table (Degree)	Height (cm)	Antenna	Verdict
1	1319.900	40.93	-17.52	74.0	-33.07	Peak	50.00	150	Horizontal	Pass
1**	1319.900	35.72	-17.52	54.0	-18.28	AV	50.00	150	Horizontal	Pass
2	4059.400	46.56	-4.93	74.0	-27.44	Peak	299.00	150	Horizontal	Pass
2**	4059.400	37.14	-4.93	54.0	-16.86	AV	299.00	150	Horizontal	Pass
3	5320.800	101.39	-2.78	--	--	Peak	299.00	150	Horizontal	Pass
3**	5320.800	94.91	-2.78	--	--	AV	299.00	150	Horizontal	N/A
4	5353.200	52.96	-2.84	74.0	-21.04	Peak	360.00	150	Horizontal	N/A
4**	5353.200	48.97	-2.84	54.0	-5.03	AV	360.00	150	Horizontal	Pass
5	12306.675	50.44	1.38	74.0	-23.56	Peak	360.00	150	Horizontal	Pass
5**	12306.675	41.11	1.38	54.0	-12.89	AV	360.00	150	Horizontal	Pass
6	15803.662	53.26	2.29	74.0	-20.74	Peak	123.00	150	Horizontal	Pass
6**	15803.662	44.68	2.29	54.0	-9.32	AV	123.00	150	Horizontal	Pass

11n20, Band I, 1 GHz to 18 GHz, High channel, ANT V

No.	Frequency (MHz)	Results (dBuV/m)	Factor (dB)	Limit (dBuV/m)	Over Limit (dB)	Detector	Table (Degree)	Height (cm)	Antenna	Verdict
1	1697.100	50.72	-17.33	74.0	-23.28	Peak	99.00	150	Vertical	Pass
1**	1697.100	34.14	-17.33	54.0	-19.86	AV	99.00	150	Vertical	Pass
2	2871.300	49.81	-10.38	74.0	-24.19	Peak	186.00	150	Vertical	Pass
2**	2871.300	40.07	-10.38	54.0	-13.93	AV	186.00	150	Vertical	Pass
3	4578.200	49.23	-3.81	74.0	-24.77	Peak	73.00	150	Vertical	Pass
3**	4578.200	39.86	-3.81	54.0	-14.14	AV	73.00	150	Vertical	Pass
4	5320.800	97.59	-2.78	--	--	Peak	141.00	150	Vertical	N/A
4**	5320.800	90.72	-2.78	--	--	AV	141.00	150	Vertical	N/A
5	11451.650	50.32	-0.07	74.0	-23.68	Peak	160.00	150	Vertical	Pass
5**	11451.650	41.16	-0.07	54.0	-12.84	AV	160.00	150	Vertical	Pass
6	15790.537	53.16	2.03	74.0	-20.84	Peak	0.00	150	Vertical	Pass
6**	15790.537	44.83	2.03	54.0	-9.17	AV	0.00	150	Vertical	Pass

11a, Band II, 1 GHz to 18 GHz, Low channel, ANT H

No.	Frequency (MHz)	Results (dBuV/m)	Factor (dB)	Limit (dBuV/m)	Over Limit (dB)	Detector	Table (Degree)	Height (cm)	Antenna	Verdict
1	1319.900	42.01	-17.52	74.0	-31.99	Peak	133.00	150	Horizontal	Pass
1**	1319.900	33.66	-17.52	54.0	-20.34	AV	133.00	150	Horizontal	Pass
2	1707.100	46.45	-17.23	74.0	-27.55	Peak	99.00	150	Horizontal	Pass
2**	1707.100	28.49	-17.23	54.0	-25.51	AV	99.00	150	Horizontal	Pass
3	4158.000	47.36	-4.92	74.0	-26.64	Peak	91.00	150	Horizontal	Pass
3**	4158.000	38.64	-4.92	54.0	-15.36	AV	91.00	150	Horizontal	Pass
4	5498.200	100.77	-2.04	--	--	Peak	25.00	150	Horizontal	N/A
4**	5498.200	94.65	-2.04	--	--	AV	25.00	150	Horizontal	N/A
5	11503.688	49.90	-0.04	74.0	-24.10	Peak	222.00	150	Horizontal	Pass
5**	11503.688	40.88	-0.04	54.0	-13.12	AV	222.00	150	Horizontal	Pass
6	15859.575	53.40	0.95	74.0	-20.60	Peak	241.00	150	Horizontal	Pass
6**	15859.575	44.38	0.95	54.0	-9.62	AV	241.00	150	Horizontal	Pass

11a, Band II, 1 GHz to 18 GHz, Low channel, ANT V

No.	Frequency (MHz)	Results (dBuV/m)	Factor (dB)	Limit (dBuV/m)	Over Limit (dB)	Detector	Table (Degree)	Height (cm)	Antenna	Verdict
1	1707.000	41.56	-17.23	74.0	-32.44	Peak	115.00	150	Vertical	Pass
1**	1707.000	44.10	-17.23	54.0	-9.90	AV	115.00	150	Vertical	Pass
2	4051.200	46.79	-4.80	74.0	-27.21	Peak	351.00	150	Vertical	Pass
2**	4051.200	37.79	-4.80	54.0	-16.21	AV	351.00	150	Vertical	Pass
3	5501.200	101.89	-2.18	--	--	Peak	34.00	150	Vertical	N/A
3**	5501.200	96.44	-2.18	--	--	AV	34.00	150	Vertical	N/A
4	8296.338	47.05	-1.95	74.0	-26.95	Peak	49.00	150	Vertical	Pass
4**	8296.338	38.30	-1.95	54.0	-15.70	AV	49.00	150	Vertical	Pass
5	12037.862	49.78	0.82	74.0	-24.22	Peak	85.00	150	Vertical	Pass
5**	12037.862	40.68	0.82	54.0	-13.32	AV	85.00	150	Vertical	Pass
6	15844.088	53.76	1.38	74.0	-20.24	Peak	343.00	150	Vertical	Pass
6**	15844.088	44.11	1.38	54.0	-9.89	AV	343.00	150	Vertical	Pass

11a, Band II, 1 GHz to 18 GHz, Middle channel, ANT H

No.	Frequency (MHz)	Results (dBuV/m)	Factor (dB)	Limit (dBuV/m)	Over Limit (dB)	Detector	Table (Degree)	Height (cm)	Antenna	Verdict
1	1037.200	45.36	-18.12	74.0	-28.64	Peak	111.00	150	Horizontal	Pass
1**	1037.200	39.67	-18.12	54.0	-14.33	AV	111.00	150	Horizontal	Pass
2	2326.200	48.25	-12.73	74.0	-25.75	Peak	123.00	150	Horizontal	Pass
2**	2326.200	31.99	-12.73	54.0	-22.01	AV	123.00	150	Horizontal	Pass
3	4913.400	49.17	-2.23	74.0	-24.83	Peak	230.00	150	Horizontal	Pass
3**	4913.400	41.00	-2.23	54.0	-13.00	AV	230.00	150	Horizontal	Pass
4	5578.800	101.29	-2.16	--	--	Peak	36.00	150	Horizontal	N/A
4**	5578.800	94.47	-2.16	--	--	AV	36.00	150	Horizontal	N/A
5	12279.363	50.45	1.78	74.0	-23.55	Peak	190.00	150	Horizontal	Pass
5**	12279.363	41.89	1.78	54.0	-12.11	AV	190.00	150	Horizontal	Pass
6	15832.537	53.16	1.47	74.0	-20.84	Peak	274.00	150	Horizontal	Pass
6**	15832.537	44.36	1.47	54.0	-9.64	AV	274.00	150	Horizontal	Pass

11a, Band II, 1 GHz to 18 GHz, Middle channel, ANT V

No.	Frequency (MHz)	Results (dBuV/m)	Factor (dB)	Limit (dBuV/m)	Over Limit (dB)	Detector	Table (Degree)	Height (cm)	Antenna	Verdict
1	1328.400	44.63	-17.47	74.0	-29.37	Peak	49.00	150	Vertical	Pass
1**	1328.400	37.67	-17.47	54.0	-16.33	AV	49.00	150	Vertical	Pass
2	1690.000	50.55	-17.28	74.0	-23.45	Peak	87.00	150	Vertical	Pass
2**	1690.000	40.28	-17.28	54.0	-13.72	AV	87.00	150	Vertical	Pass
3	3720.000	45.87	-6.51	74.0	-28.13	Peak	18.00	150	Vertical	Pass
3**	3720.000	42.05	-6.51	54.0	-11.95	AV	18.00	150	Vertical	Pass
4	5578.800	102.19	-2.16	--	--	Peak	72.00	150	Vertical	N/A
4**	5578.800	96.29	-2.16	--	--	AV	72.00	150	Vertical	N/A
5	11965.125	50.06	0.85	74.0	-23.94	Peak	360.00	150	Vertical	Pass
5**	11965.125	40.18	0.85	54.0	-13.82	AV	360.00	150	Vertical	Pass
6	15801.300	53.70	2.32	74.0	-20.30	Peak	38.00	150	Vertical	Pass
6**	15801.300	44.48	2.32	54.0	-9.52	AV	38.00	150	Vertical	Pass

11a, Band II, 1 GHz to 18 GHz, High channel, ANT H

No.	Frequency (MHz)	Results (dBuV/m)	Factor (dB)	Limit (dBuV/m)	Over Limit (dB)	Detector	Table (Degree)	Height (cm)	Antenna	Verdict
1	1329.100	41.08	-17.45	74.0	-32.92	Peak	341.00	150	Horizontal	Pass
1**	1329.100	30.50	-17.45	54.0	-23.50	AV	341.00	150	Horizontal	Pass
2	2339.200	46.53	-12.64	74.0	-27.47	Peak	56.00	150	Horizontal	Pass
2**	2339.200	32.65	-12.64	54.0	-21.35	AV	56.00	150	Horizontal	Pass
3	3800.000	45.89	-5.76	74.0	-28.11	Peak	325.00	150	Horizontal	Pass
3**	3800.000	39.03	-5.76	54.0	-14.97	AV	325.00	150	Horizontal	Pass
4	5700.200	99.91	-2.06	--	--	Peak	37.00	150	Horizontal	N/A
4**	5700.200	93.58	-2.06	--	--	AV	37.00	150	Horizontal	N/A
5	11324.575	50.20	0.51	74.0	-23.80	Peak	360.00	150	Horizontal	Pass
5**	11324.575	39.63	0.51	54.0	-14.37	AV	360.00	150	Horizontal	Pass
6	15852.225	53.33	1.27	74.0	-20.67	Peak	343.00	150	Horizontal	Pass
6**	15852.225	44.11	1.27	54.0	-9.89	AV	343.00	150	Horizontal	Pass

11a, Band II, 1 GHz to 18 GHz, High channel, ANT V

No.	Frequency (MHz)	Results (dBuV/m)	Factor (dB)	Limit (dBuV/m)	Over Limit (dB)	Detector	Table (Degree)	Height (cm)	Antenna	Verdict
1	1328.200	44.89	-17.48	74.0	-29.11	Peak	92.00	150	Vertical	Pass
1**	1328.200	36.24	-17.48	54.0	-17.76	AV	92.00	150	Vertical	Pass
2	1702.100	51.93	-17.30	74.0	-22.07	Peak	92.00	150	Vertical	Pass
2**	1702.100	30.49	-17.30	54.0	-23.51	AV	92.00	150	Vertical	Pass
3	3952.400	47.29	-4.65	74.0	-26.71	Peak	40.00	150	Vertical	Pass
3**	3952.400	37.35	-4.65	54.0	-16.65	AV	40.00	150	Vertical	Pass
4	5700.400	101.08	-2.06	--	--	Peak	40.00	150	Vertical	N/A
4**	5700.400	93.21	-2.06	--	--	AV	40.00	150	Vertical	N/A
5	12148.263	50.58	0.43	74.0	-23.42	Peak	198.00	150	Vertical	Pass
5**	12148.263	42.14	0.43	54.0	-11.86	AV	198.00	150	Vertical	Pass
6	15668.737	53.16	1.41	74.0	-20.84	Peak	95.00	150	Vertical	Pass
6**	15668.737	43.28	1.41	54.0	-10.72	AV	95.00	150	Vertical	Pass

11n20, Band II, 1 GHz to 18 GHz, Low channel, ANT H

No.	Frequency (MHz)	Results (dBuV/m)	Factor (dB)	Limit (dBuV/m)	Over Limit (dB)	Detector	Table (Degree)	Height (cm)	Antenna	Verdict
1	1329.400	42.18	-17.44	74.0	-31.82	Peak	348.00	150	Horizontal	Pass
1**	1329.400	30.68	-17.44	54.0	-23.32	AV	348.00	150	Horizontal	Pass
2	2289.500	48.04	-12.75	74.0	-25.96	Peak	131.00	150	Horizontal	Pass
2**	2289.500	32.10	-12.75	54.0	-21.90	AV	131.00	150	Horizontal	Pass
3	3956.800	45.83	-4.58	74.0	-28.17	Peak	360.00	150	Horizontal	Pass
3**	3956.800	37.48	-4.58	54.0	-16.52	AV	360.00	150	Horizontal	Pass
4	5744.200	99.04	-2.31	--	--	Peak	31.00	150	Horizontal	N/A
4**	5744.200	92.59	-2.31	--	--	AV	31.00	150	Horizontal	N/A
5	11499.088	49.64	0.05	74.0	-24.36	Peak	109.00	150	Horizontal	Pass
5**	11499.088	40.44	0.05	54.0	-13.56	AV	109.00	150	Horizontal	Pass
6	15623.063	53.18	1.69	74.0	-20.82	Peak	0.00	150	Horizontal	Pass
6**	15623.063	44.43	1.69	54.0	-9.57	AV	0.00	150	Horizontal	Pass

11n20, Band II, 1 GHz to 18 GHz, Low channel, ANT V

No.	Frequency (MHz)	Results (dBuV/m)	Factor (dB)	Limit (dBuV/m)	Over Limit (dB)	Detector	Table (Degree)	Height (cm)	Antenna	Verdict
1	1329.500	46.71	-17.43	74.0	-27.29	Peak	34.00	150	Vertical	Pass
1**	1329.500	34.80	-17.43	54.0	-19.20	AV	34.00	150	Vertical	Pass
2	1695.100	50.31	-17.30	74.0	-23.69	Peak	83.00	150	Vertical	Pass
2**	1695.100	31.97	-17.30	54.0	-22.03	AV	83.00	150	Vertical	Pass
3	3830.000	46.71	-4.96	74.0	-27.29	Peak	84.00	150	Vertical	Pass
3**	3830.000	41.71	-4.96	54.0	-12.29	AV	84.00	150	Vertical	Pass
4	5744.000	99.48	-2.29	--	--	Peak	35.00	150	Vertical	N/A
4**	5744.000	93.18	-2.29	--	--	AV	35.00	150	Vertical	N/A
5	11365.112	49.53	-0.24	74.0	-24.47	Peak	163.00	150	Vertical	Pass
5**	11365.112	40.05	-0.24	54.0	-13.95	AV	163.00	150	Vertical	Pass
6	16045.425	53.91	0.74	74.0	-20.09	Peak	85.00	150	Vertical	Pass
6**	16045.425	44.38	0.74	54.0	-9.62	AV	85.00	150	Vertical	Pass

11n20, Band II, 1 GHz to 18 GHz, Middle channel, ANT H

No.	Frequency (MHz)	Results (dBuV/m)	Factor (dB)	Limit (dBuV/m)	Over Limit (dB)	Detector	Table (Degree)	Height (cm)	Antenna	Verdict
1	1327.900	41.65	-17.49	74.0	-32.35	Peak	320.00	150	Horizontal	Pass
1**	1327.900	33.35	-17.49	54.0	-20.65	AV	320.00	150	Horizontal	Pass
2	2282.300	47.18	-12.92	74.0	-26.82	Peak	360.00	150	Horizontal	Pass
2**	2282.300	32.17	-12.92	54.0	-21.83	AV	360.00	150	Horizontal	Pass
3	4116.200	46.77	-5.56	74.0	-27.23	Peak	273.00	150	Horizontal	Pass
3**	4116.200	36.76	-5.56	54.0	-17.24	AV	273.00	150	Horizontal	Pass
4	5784.400	99.58	-2.33	--	--	Peak	43.00	150	Horizontal	N/A
4**	5784.400	93.11	-2.33	--	--	AV	43.00	150	Horizontal	N/A
5	11592.813	50.13	-0.18	74.0	-23.87	Peak	307.00	150	Horizontal	Pass
5**	11592.813	39.91	-0.18	54.0	-14.09	AV	307.00	150	Horizontal	Pass
6	15877.162	52.84	0.34	74.0	-21.16	Peak	0.00	150	Horizontal	Pass
6**	15877.162	43.26	0.34	54.0	-10.74	AV	0.00	150	Horizontal	Pass

11n20, Band II, 1 GHz to 18 GHz, Middle channel, ANT V

No.	Frequency (MHz)	Results (dBuV/m)	Factor (dB)	Limit (dBuV/m)	Over Limit (dB)	Detector	Table (Degree)	Height (cm)	Antenna	Verdict
1	1328.100	46.30	-17.48	74.0	-27.70	Peak	46.00	150	Vertical	Pass
1**	1328.100	36.03	-17.48	54.0	-17.97	AV	46.00	150	Vertical	Pass
2	1708.700	50.77	-17.19	74.0	-23.23	Peak	0.00	150	Vertical	Pass
2**	1708.700	33.37	-17.19	54.0	-20.63	AV	0.00	150	Vertical	Pass
3	3856.400	47.04	-5.89	74.0	-26.96	Peak	70.00	150	Vertical	Pass
3**	3856.400	39.52	-5.89	54.0	-14.48	AV	70.00	150	Vertical	Pass
4	5784.000	99.72	-2.30	--	--	Peak	82.00	150	Vertical	N/A
4**	5784.000	93.30	-2.30	--	--	AV	82.00	150	Vertical	N/A
5	11942.412	50.80	1.62	74.0	-23.20	Peak	125.00	150	Vertical	Pass
5**	11942.412	40.77	1.62	54.0	-13.23	AV	125.00	150	Vertical	Pass
6	15867.713	53.07	0.71	74.0	-20.93	Peak	199.00	150	Vertical	Pass
6**	15867.713	44.69	0.71	54.0	-9.31	AV	199.00	150	Vertical	Pass

11n20, Band II, 1 GHz to 18 GHz, High channel, ANT H

No.	Frequency (MHz)	Results (dBuV/m)	Factor (dB)	Limit (dBuV/m)	Over Limit (dB)	Detector	Table (Degree)	Height (cm)	Antenna	Verdict
1	1327.800	41.96	-17.49	74.0	-32.04	Peak	142.00	150	Horizontal	Pass
1**	1327.800	33.01	-17.49	54.0	-20.99	AV	142.00	150	Horizontal	Pass
2	1703.400	43.95	-17.25	74.0	-30.05	Peak	48.00	150	Horizontal	Pass
2**	1703.400	28.45	-17.25	54.0	-25.55	AV	48.00	150	Horizontal	Pass
3	4034.000	46.41	-5.03	74.0	-27.59	Peak	244.00	150	Horizontal	Pass
3**	4034.000	37.55	-5.03	54.0	-16.45	AV	244.00	150	Horizontal	Pass
4	5826.000	99.65	-2.36	--	--	Peak	37.00	150	Horizontal	N/A
4**	5826.000	94.44	-2.36	--	--	AV	37.00	150	Horizontal	N/A
5	11279.438	49.70	-0.07	74.0	-24.30	Peak	360.00	150	Horizontal	Pass
5**	11279.438	41.72	-0.07	54.0	-12.28	AV	360.00	150	Horizontal	Pass
6	15981.638	53.37	0.29	74.0	-20.63	Peak	236.00	150	Horizontal	Pass
6**	15981.638	43.61	0.29	54.0	-10.39	AV	236.00	150	Horizontal	Pass

11n20, Band II, 1 GHz to 18 GHz, High channel, ANT V

No.	Frequency (MHz)	Results (dBuV/m)	Factor (dB)	Limit (dBuV/m)	Over Limit (dB)	Detector	Table (Degree)	Height (cm)	Antenna	Verdict
1	1329.400	46.14	-17.44	74.0	-27.86	Peak	49.00	150	Vertical	Pass
1**	1329.400	37.73	-17.44	54.0	-16.27	AV	49.00	150	Vertical	Pass
2	1701.300	50.84	-17.31	74.0	-23.16	Peak	76.00	150	Vertical	Pass
2**	1701.300	36.34	-17.31	54.0	-17.66	AV	76.00	150	Vertical	Pass
3	3883.000	46.71	-5.52	74.0	-27.29	Peak	81.00	150	Vertical	Pass
3**	3883.000	38.27	-5.52	54.0	-15.73	AV	81.00	150	Vertical	Pass
4	5825.800	100.15	-2.37	--	--	Peak	36.00	150	Vertical	N/A
4**	5825.800	93.54	-2.37	--	--	AV	36.00	150	Vertical	N/A
5	11035.924	49.75	-0.56	74.0	-24.25	Peak	243.00	150	Vertical	Pass
5**	11035.924	40.13	-0.56	54.0	-13.87	AV	243.00	150	Vertical	Pass
6	16024.950	53.12	0.67	74.0	-20.88	Peak	99.00	150	Vertical	Pass
6**	16024.950	44.55	0.67	54.0	-9.45	AV	99.00	150	Vertical	Pass

11a, Band III, 1 GHz to 18 GHz, Low channel, ANT H

No.	Frequency (MHz)	Results (dBuV/m)	Factor (dB)	Limit (dBuV/m)	Over Limit (dB)	Detector	Table (Degree)	Height (cm)	Antenna	Verdict
1	1328.300	40.51	-17.48	74.0	-33.49	Peak	139.00	150	Horizontal	Pass
1**	1328.300	29.58	-17.48	54.0	-24.42	AV	139.00	150	Horizontal	Pass
2	2256.300	45.53	-12.60	74.0	-28.47	Peak	6.00	150	Horizontal	Pass
2**	2256.300	32.24	-12.60	54.0	-21.76	AV	6.00	150	Horizontal	Pass
3	4043.600	46.64	-4.90	74.0	-27.36	Peak	107.00	150	Horizontal	Pass
3**	4043.600	37.75	-4.90	54.0	-16.25	AV	107.00	150	Horizontal	Pass
4	5181.000	98.16	-2.70	--	--	Peak	31.00	150	Horizontal	N/A
4**	5181.000	92.52	-2.70	--	--	AV	31.00	150	Horizontal	N/A
5	11429.800	50.87	-0.08	74.0	-23.13	Peak	228.00	150	Horizontal	Pass
5**	11429.800	40.55	-0.08	54.0	-13.45	AV	228.00	150	Horizontal	Pass
6	15848.813	52.92	1.34	74.0	-21.08	Peak	325.00	150	Horizontal	Pass
6**	15848.813	44.80	1.34	54.0	-9.20	AV	325.00	150	Horizontal	Pass

11a, Band III, 1 GHz to 18 GHz, Low channel, ANT V

No.	Frequency (MHz)	Results (dBuV/m)	Factor (dB)	Limit (dBuV/m)	Over Limit (dB)	Detector	Table (Degree)	Height (cm)	Antenna	Verdict
1	1612.800	49.11	-17.64	74.0	-24.89	Peak	76.00	150	Vertical	Pass
1**	1612.800	29.58	-17.64	54.0	-24.42	AV	76.00	150	Vertical	Pass
2	2278.300	46.96	-12.85	74.0	-27.04	Peak	86.00	150	Vertical	Pass
2**	2278.300	32.97	-12.85	54.0	-21.03	AV	86.00	150	Vertical	Pass
3	4205.800	47.11	-5.21	74.0	-26.89	Peak	181.00	150	Vertical	Pass
3**	4205.800	38.21	-5.21	54.0	-15.79	AV	181.00	150	Vertical	Pass
4	5184.400	94.03	-2.83	--	--	Peak	115.00	150	Vertical	N/A
4**	5184.400	86.46	-2.83	--	--	AV	115.00	150	Vertical	N/A
5	12134.462	50.69	0.39	74.0	-23.31	Peak	276.00	150	Vertical	Pass
5**	12134.462	40.46	0.39	54.0	-13.54	AV	276.00	150	Vertical	Pass
6	15640.651	53.04	1.34	74.0	-20.96	Peak	59.00	150	Vertical	Pass
6**	15640.651	43.28	1.34	54.0	-10.72	AV	59.00	150	Vertical	Pass

11a, Band III, 1 GHz to 18 GHz, Middle channel, ANT H

No.	Frequency (MHz)	Results (dBuV/m)	Factor (dB)	Limit (dBuV/m)	Over Limit (dB)	Detector	Table (Degree)	Height (cm)	Antenna	Verdict
1	1327.700	42.60	-17.49	74.0	-31.40	Peak	122.00	150	Horizontal	Pass
1**	1327.700	31.87	-17.49	54.0	-22.13	AV	122.00	150	Horizontal	Pass
2	2324.700	48.54	-12.70	74.0	-25.46	Peak	33.00	150	Horizontal	Pass
2**	2324.700	33.52	-12.70	54.0	-20.48	AV	33.00	150	Horizontal	Pass
3	4221.400	46.85	-4.92	74.0	-27.15	Peak	206.00	150	Horizontal	Pass
3**	4221.400	37.85	-4.92	54.0	-16.15	AV	206.00	150	Horizontal	Pass
4	5225.600	98.68	-3.06	--	--	Peak	287.00	150	Horizontal	N/A
4**	5225.600	92.12	-3.06	--	--	AV	287.00	150	Horizontal	N/A
5	11321.125	49.48	0.54	74.0	-24.52	Peak	279.00	150	Horizontal	Pass
5**	11321.125	41.08	0.54	54.0	-12.92	AV	279.00	150	Horizontal	Pass
6	15455.588	53.41	1.51	74.0	-20.59	Peak	115.00	150	Horizontal	Pass
6**	15455.588	43.47	1.51	54.0	-10.53	AV	115.00	150	Horizontal	Pass

11a, Band III, 1 GHz to 18 GHz, Middle channel, ANT V

No.	Frequency (MHz)	Results (dBuV/m)	Factor (dB)	Limit (dBuV/m)	Over Limit (dB)	Detector	Table (Degree)	Height (cm)	Antenna	Verdict
1	1704.200	51.97	-17.20	74.0	-22.03	Peak	78.00	150	Vertical	Pass
1**	1704.200	29.86	-17.20	54.0	-24.14	AV	78.00	150	Vertical	Pass
2	2793.800	43.58	-10.61	74.0	-30.42	Peak	138.00	150	Vertical	Pass
2**	2793.800	35.28	-10.61	54.0	-18.72	AV	138.00	150	Vertical	Pass
3	3958.200	46.44	-4.63	74.0	-27.56	Peak	152.00	150	Vertical	Pass
3**	3958.200	37.77	-4.63	54.0	-16.23	AV	152.00	150	Vertical	Pass
4	5218.400	94.00	-2.99	--	--	Peak	114.00	150	Vertical	N/A
4**	5218.400	86.99	-2.99	--	--	AV	114.00	150	Vertical	N/A
5	12067.474	50.66	0.84	74.0	-23.34	Peak	200.00	150	Vertical	Pass
5**	12067.474	40.40	0.84	54.0	-13.60	AV	200.00	150	Vertical	Pass
6	15790.012	53.32	2.01	74.0	-20.68	Peak	92.00	150	Vertical	Pass
6**	15790.012	44.55	2.01	54.0	-9.45	AV	92.00	150	Vertical	Pass

11a, Band III, 1 GHz to 18 GHz, High channel, ANT H

No.	Frequency (MHz)	Results (dBuV/m)	Factor (dB)	Limit (dBuV/m)	Over Limit (dB)	Detector	Table (Degree)	Height (cm)	Antenna	Verdict
1	1327.800	43.31	-17.49	74.0	-30.69	Peak	120.00	150	Horizontal	Pass
1**	1327.800	34.77	-17.49	54.0	-19.23	AV	120.00	150	Horizontal	Pass
2	2279.800	46.54	-12.86	74.0	-27.46	Peak	110.00	150	Horizontal	Pass
2**	2279.800	32.08	-12.86	54.0	-21.92	AV	110.00	150	Horizontal	Pass
3	4205.600	47.35	-5.21	74.0	-26.65	Peak	10.00	150	Horizontal	Pass
3**	4205.600	38.16	-5.21	54.0	-15.84	AV	10.00	150	Horizontal	Pass
4	5238.600	100.03	-2.73	--	--	Peak	52.00	150	Horizontal	N/A
4**	5238.600	92.74	-2.73	--	--	AV	52.00	150	Horizontal	N/A
5	11067.263	49.85	-1.01	74.0	-24.15	Peak	41.00	150	Horizontal	Pass
5**	11067.263	40.34	-1.01	54.0	-13.66	AV	41.00	150	Horizontal	Pass
6	15788.438	53.10	1.94	74.0	-20.90	Peak	288.00	150	Horizontal	Pass
6**	15788.438	44.24	1.94	54.0	-9.76	AV	288.00	150	Horizontal	Pass

11a, Band III, 1 GHz to 18 GHz, High channel, ANT V

No.	Frequency (MHz)	Results (dBuV/m)	Factor (dB)	Limit (dBuV/m)	Over Limit (dB)	Detector	Table (Degree)	Height (cm)	Antenna	Verdict
1	1698.400	52.57	-17.30	74.0	-21.43	Peak	66.00	150	Vertical	Pass
1**	1698.400	32.29	-17.30	54.0	-21.71	AV	66.00	150	Vertical	Pass
2	2366.900	48.94	-12.68	74.0	-25.06	Peak	16.00	150	Vertical	Pass
2**	2366.900	33.36	-12.68	54.0	-20.64	AV	16.00	150	Vertical	Pass
3	4054.200	47.63	-4.89	74.0	-26.37	Peak	22.00	150	Vertical	Pass
3**	4054.200	37.21	-4.89	54.0	-16.79	AV	22.00	150	Vertical	Pass
4	5241.400	93.94	-2.70	--	--	Peak	110.00	150	Vertical	N/A
4**	5241.400	87.58	-2.70	--	--	AV	110.00	150	Vertical	N/A
5	11633.925	49.88	-0.21	74.0	-24.12	Peak	306.00	150	Vertical	Pass
5**	11633.925	40.83	-0.21	54.0	-13.17	AV	306.00	150	Vertical	Pass
6	15630.675	53.65	1.68	74.0	-20.35	Peak	344.00	150	Vertical	Pass
6**	15630.675	44.27	1.68	54.0	-9.73	AV	344.00	150	Vertical	Pass

11n20, Band III, 1 GHz to 18 GHz, Low channel, ANT H

No.	Frequency (MHz)	Results (dBuV/m)	Factor (dB)	Limit (dBuV/m)	Over Limit (dB)	Detector	Table (Degree)	Height (cm)	Antenna	Verdict
1	1706.700	46.60	-17.24	74.0	-27.40	Peak	127.00	150	Horizontal	Pass
1**	1706.700	29.58	-17.24	54.0	-24.42	AV	127.00	150	Horizontal	Pass
2	2365.200	46.65	-12.74	74.0	-27.35	Peak	105.00	150	Horizontal	Pass
2**	2365.200	33.08	-12.74	54.0	-20.92	AV	105.00	150	Horizontal	Pass
3	4060.000	46.85	-4.98	74.0	-27.15	Peak	252.00	150	Horizontal	Pass
3**	4060.000	37.49	-4.98	54.0	-16.51	AV	252.00	150	Horizontal	Pass
4	5261.200	99.71	-3.09	--	--	Peak	88.00	150	Horizontal	N/A
4**	5261.200	94.02	-3.09	--	--	AV	88.00	150	Horizontal	N/A
5	11575.562	50.03	-0.39	74.0	-23.97	Peak	150.00	150	Horizontal	Pass
5**	11575.562	40.52	-0.39	54.0	-13.48	AV	150.00	150	Horizontal	Pass
6	15864.037	52.91	0.84	74.0	-21.09	Peak	164.00	150	Horizontal	Pass
6**	15864.037	44.86	0.84	54.0	-9.14	AV	164.00	150	Horizontal	Pass

11n20, Band III, 1 GHz to 18 GHz, Low channel, ANT V

No.	Frequency (MHz)	Results (dBuV/m)	Factor (dB)	Limit (dBuV/m)	Over Limit (dB)	Detector	Table (Degree)	Height (cm)	Antenna	Verdict
1	1693.700	50.90	-17.21	74.0	-23.10	Peak	360.00	150	Vertical	Pass
1**	1693.700	32.56	-17.21	54.0	-21.44	AV	360.00	150	Vertical	Pass
2	2232.200	46.90	-12.96	74.0	-27.10	Peak	18.00	150	Vertical	Pass
2**	2232.200	31.71	-12.96	54.0	-22.29	AV	18.00	150	Vertical	Pass
3	3988.000	46.24	-5.69	74.0	-27.76	Peak	99.00	150	Vertical	Pass
3**	3988.000	37.31	-5.69	54.0	-16.69	AV	99.00	150	Vertical	Pass
4	5259.000	94.61	-2.88	--	--	Peak	85.00	150	Vertical	N/A
4**	5259.000	90.06	-2.88	--	--	AV	85.00	150	Vertical	N/A
5	12227.613	50.27	1.31	74.0	-23.73	Peak	103.00	150	Vertical	Pass
5**	12227.613	41.27	1.31	54.0	-12.73	AV	103.00	150	Vertical	Pass
6	15531.975	53.15	0.98	74.0	-20.85	Peak	160.00	150	Vertical	Pass
6**	15531.975	44.61	0.98	54.0	-9.39	AV	160.00	150	Vertical	Pass

11n20, Band III, 1 GHz to 18 GHz, Middle channel, ANT H

No.	Frequency (MHz)	Results (dBuV/m)	Factor (dB)	Limit (dBuV/m)	Over Limit (dB)	Detector	Table (Degree)	Height (cm)	Antenna	Verdict
1	1329.000	40.22	-17.45	74.0	-33.78	Peak	119.00	150	Horizontal	Pass
1**	1329.000	29.86	-17.45	54.0	-24.14	AV	119.00	150	Horizontal	Pass
2	2276.900	46.35	-12.94	74.0	-27.65	Peak	7.00	150	Horizontal	Pass
2**	2276.900	34.12	-12.94	54.0	-19.88	AV	7.00	150	Horizontal	Pass
3	4210.400	47.13	-5.26	74.0	-26.87	Peak	237.00	150	Horizontal	Pass
3**	4210.400	37.40	-5.26	54.0	-16.60	AV	237.00	150	Horizontal	Pass
4	5301.000	102.08	-3.23	--	--	Peak	299.00	150	Horizontal	N/A
4**	5301.000	96.34	-3.23	--	--	AV	299.00	150	Horizontal	N/A
5	12428.575	50.88	1.52	74.0	-23.12	Peak	33.00	150	Horizontal	Pass
5**	12428.575	41.66	1.52	54.0	-12.34	AV	33.00	150	Horizontal	Pass
6	15796.312	53.51	2.21	74.0	-20.49	Peak	360.00	150	Horizontal	Pass
6**	15796.312	44.11	2.21	54.0	-9.89	AV	360.00	150	Horizontal	Pass

11n20, Band III, 1 GHz to 18 GHz, Middle channel, ANT V

No.	Frequency (MHz)	Results (dBuV/m)	Factor (dB)	Limit (dBuV/m)	Over Limit (dB)	Detector	Table (Degree)	Height (cm)	Antenna	Verdict
1	1709.400	51.37	-17.21	74.0	-22.63	Peak	64.00	150	Vertical	Pass
1**	1709.400	38.97	-17.21	54.0	-15.03	AV	64.00	150	Vertical	Pass
2	2332.100	44.52	-12.70	74.0	-29.48	Peak	95.00	150	Vertical	Pass
2**	2332.100	34.79	-12.70	54.0	-19.21	AV	95.00	150	Vertical	Pass
3	4036.200	46.93	-4.82	74.0	-27.07	Peak	224.00	150	Vertical	Pass
3**	4036.200	37.50	-4.82	54.0	-16.50	AV	224.00	150	Vertical	Pass
4	5293.600	94.39	-3.25	--	--	Peak	181.00	150	Vertical	N/A
4**	5293.600	86.18	-3.25	--	--	AV	181.00	150	Vertical	N/A
5	11449.925	50.41	-0.05	74.0	-23.59	Peak	80.00	150	Vertical	Pass
5**	11449.925	41.12	-0.05	54.0	-12.88	AV	80.00	150	Vertical	Pass
6	15629.887	53.08	1.70	74.0	-20.92	Peak	150.00	150	Vertical	Pass
6**	15629.887	45.51	1.70	54.0	-8.49	AV	150.00	150	Vertical	Pass

11n20, Band III, 1 GHz to 18 GHz, High channel, ANT H

No.	Frequency (MHz)	Results (dBuV/m)	Factor (dB)	Limit (dBuV/m)	Over Limit (dB)	Detector	Table (Degree)	Height (cm)	Antenna	Verdict
1	1703.900	45.99	-17.22	74.0	-28.01	Peak	128.00	150	Horizontal	Pass
1**	1703.900	28.82	-17.22	54.0	-25.18	AV	128.00	150	Horizontal	Pass
2	2322.000	46.91	-12.70	74.0	-27.09	Peak	98.00	150	Horizontal	Pass
2**	2322.000	32.31	-12.70	54.0	-21.69	AV	98.00	150	Horizontal	Pass
3	4031.600	46.17	-5.06	74.0	-27.83	Peak	155.00	150	Horizontal	Pass
3**	4031.600	37.09	-5.06	54.0	-16.91	AV	155.00	150	Horizontal	Pass
4	5321.000	102.13	-2.78	--	--	Peak	101.00	150	Horizontal	N/A
4**	5321.000	95.03	-2.78	--	--	AV	101.00	150	Horizontal	N/A
5	12204.037	50.62	0.78	74.0	-23.38	Peak	0.00	150	Horizontal	Pass
5**	12204.037	40.16	0.78	54.0	-13.84	AV	0.00	150	Horizontal	Pass
6	15531.713	53.28	1.00	74.0	-20.72	Peak	29.00	150	Horizontal	Pass
6**	15531.713	43.31	1.00	54.0	-10.69	AV	29.00	150	Horizontal	Pass

11n20, Band III, 1 GHz to 18 GHz, High channel, ANT V

No.	Frequency (MHz)	Results (dBuV/m)	Factor (dB)	Limit (dBuV/m)	Over Limit (dB)	Detector	Table (Degree)	Height (cm)	Antenna	Verdict
1	1708.000	50.95	-17.21	74.0	-23.05	Peak	142.00	150	Vertical	Pass
1**	1708.000	34.72	-17.21	54.0	-19.28	AV	142.00	150	Vertical	Pass
2	2212.600	45.52	-12.94	74.0	-28.48	Peak	22.00	150	Vertical	Pass
2**	2212.600	32.26	-12.94	54.0	-21.74	AV	22.00	150	Vertical	Pass
3	4159.800	47.31	-4.90	74.0	-26.69	Peak	22.00	150	Vertical	Pass
3**	4159.800	37.82	-4.90	54.0	-16.18	AV	22.00	150	Vertical	Pass
4	5321.000	94.99	-2.78	--	--	Peak	181.00	150	Vertical	N/A
4**	5321.000	89.00	-2.78	--	--	AV	181.00	150	Vertical	N/A
5	11930.338	50.46	1.57	74.0	-23.54	Peak	360.00	150	Vertical	Pass
5**	11930.338	41.63	1.57	54.0	-12.37	AV	360.00	150	Vertical	Pass
6	15789.487	52.97	1.99	74.0	-21.03	Peak	164.00	150	Vertical	Pass
6**	15789.487	44.00	1.99	54.0	-10.00	AV	164.00	150	Vertical	Pass

11a, Band IV, 1 GHz to 18 GHz, Low channel, ANT H

No.	Frequency (MHz)	Results (dBuV/m)	Factor (dB)	Limit (dBuV/m)	Over Limit (dB)	Detector	Table (Degree)	Height (cm)	Antenna	Verdict
1	1700.700	47.01	-17.32	74.0	-26.99	Peak	148.00	150	Horizontal	Pass
1**	1700.700	29.01	-17.32	54.0	-24.99	AV	148.00	150	Horizontal	Pass
2	2362.300	47.44	-12.76	74.0	-26.56	Peak	109.00	150	Horizontal	Pass
2**	2362.300	32.25	-12.76	54.0	-21.75	AV	109.00	150	Horizontal	Pass
3	5454.000	52.78	-2.16	74.0	-21.22	Peak	217.00	150	Horizontal	Pass
3**	5454.000	49.73	-2.16	54.0	-4.27	AV	217.00	150	Horizontal	Pass
4	5497.800	101.43	-2.02	--	--	Peak	29.00	150	Horizontal	N/A
4**	5497.800	94.01	-2.02	--	--	AV	29.00	150	Horizontal	N/A
5	11329.750	49.69	0.45	74.0	-24.31	Peak	360.00	150	Horizontal	Pass
5**	11329.750	41.20	0.45	54.0	-12.80	AV	360.00	150	Horizontal	Pass
6	15627.000	53.42	1.71	74.0	-20.58	Peak	300.00	150	Horizontal	Pass
6**	15627.000	44.69	1.71	54.0	-9.31	AV	300.00	150	Horizontal	Pass

11a, Band IV, 1 GHz to 18 GHz, Low channel, ANT V

No.	Frequency (MHz)	Results (dBuV/m)	Factor (dB)	Limit (dBuV/m)	Over Limit (dB)	Detector	Table (Degree)	Height (cm)	Antenna	Verdict
1	1622.100	51.49	-17.68	74.0	-22.51	Peak	88.00	150	Vertical	Pass
1**	1622.100	32.44	-17.68	54.0	-21.56	AV	88.00	150	Vertical	Pass
2	2227.500	46.22	-12.86	74.0	-27.78	Peak	88.00	150	Vertical	Pass
2**	2227.500	32.23	-12.86	54.0	-21.77	AV	88.00	150	Vertical	Pass
3	3666.800	46.52	-6.85	74.0	-27.48	Peak	50.00	150	Vertical	Pass
3**	3666.800	41.93	-6.85	54.0	-12.07	AV	50.00	150	Vertical	Pass
4	5501.200	92.75	-2.18	--	--	Peak	220.00	150	Vertical	N/A
4**	5501.200	86.56	-2.18	--	--	AV	220.00	150	Vertical	N/A
5	12021.763	50.32	0.89	74.0	-23.68	Peak	0.00	150	Vertical	Pass
5**	12021.763	40.31	0.89	54.0	-13.69	AV	0.00	150	Vertical	Pass
6	15683.438	53.35	1.48	74.0	-20.65	Peak	332.00	150	Vertical	Pass
6**	15683.438	43.61	1.48	54.0	-10.39	AV	332.00	150	Vertical	Pass

11a, Band IV, 1 GHz to 18 GHz, Middle channel, ANT H

No.	Frequency (MHz)	Results (dBuV/m)	Factor (dB)	Limit (dBuV/m)	Over Limit (dB)	Detector	Table (Degree)	Height (cm)	Antenna	Verdict
1	1327.500	41.24	-17.50	74.0	-32.76	Peak	295.00	150	Horizontal	Pass
1**	1327.500	29.43	-17.50	54.0	-24.57	AV	295.00	150	Horizontal	Pass
2	2214.200	45.48	-12.94	74.0	-28.52	Peak	17.00	150	Horizontal	Pass
2**	2214.200	32.31	-12.94	54.0	-21.69	AV	17.00	150	Horizontal	Pass
3	4914.400	50.05	-2.31	74.0	-23.95	Peak	0.00	150	Horizontal	Pass
3**	4914.400	39.74	-2.31	54.0	-14.26	AV	0.00	150	Horizontal	Pass
4	5579.600	104.26	-2.20	--	--	Peak	32.00	150	Horizontal	N/A
4**	5579.600	97.34	-2.20	--	--	AV	32.00	150	Horizontal	N/A
5	10767.400	49.88	-0.60	74.0	-24.12	Peak	166.00	150	Horizontal	Pass
5**	10767.400	40.92	-0.60	54.0	-13.08	AV	166.00	150	Horizontal	Pass
6	15683.700	52.81	1.47	74.0	-21.19	Peak	0.00	150	Horizontal	Pass
6**	15683.700	43.28	1.47	54.0	-10.72	AV	0.00	150	Horizontal	Pass

11a, Band IV, 1 GHz to 18 GHz, Middle channel, ANT V

No.	Frequency (MHz)	Results (dBuV/m)	Factor (dB)	Limit (dBuV/m)	Over Limit (dB)	Detector	Table (Degree)	Height (cm)	Antenna	Verdict
1	1666.200	53.16	-17.48	74.0	-20.84	Peak	79.00	150	Vertical	Pass
1**	1666.200	29.56	-17.48	54.0	-24.44	AV	79.00	150	Vertical	Pass
2	2268.000	45.32	-12.86	74.0	-28.68	Peak	91.00	150	Vertical	Pass
2**	2268.000	32.23	-12.86	54.0	-21.77	AV	91.00	150	Vertical	Pass
3	3719.800	45.51	-6.51	74.0	-28.49	Peak	37.00	150	Vertical	Pass
3**	3719.800	38.49	-6.51	54.0	-15.51	AV	37.00	150	Vertical	Pass
4	5579.600	96.00	-2.20	--	--	Peak	150.00	150	Vertical	N/A
4**	5579.600	90.49	-2.20	--	--	AV	150.00	150	Vertical	N/A
5	11838.913	50.48	1.14	74.0	-23.52	Peak	188.00	150	Vertical	Pass
5**	11838.913	40.48	1.14	54.0	-13.52	AV	188.00	150	Vertical	Pass
6	15816.263	53.18	2.01	74.0	-20.82	Peak	240.00	150	Vertical	Pass
6**	15816.263	44.29	2.01	54.0	-9.71	AV	240.00	150	Vertical	Pass

11a, Band IV, 1 GHz to 18 GHz, High channel, ANT H

No.	Frequency (MHz)	Results (dBuV/m)	Factor (dB)	Limit (dBuV/m)	Over Limit (dB)	Detector	Table (Degree)	Height (cm)	Antenna	Verdict
1	1669.700	44.67	-17.45	74.0	-29.33	Peak	103.00	150	Horizontal	Pass
1**	1669.700	28.65	-17.45	54.0	-25.35	AV	103.00	150	Horizontal	Pass
2	2281.200	46.03	-12.89	74.0	-27.97	Peak	360.00	150	Horizontal	Pass
2**	2281.200	32.33	-12.89	54.0	-21.67	AV	360.00	150	Horizontal	Pass
3	4034.600	47.21	-4.96	74.0	-26.79	Peak	129.00	150	Horizontal	Pass
3**	4034.600	37.37	-4.96	54.0	-16.63	AV	129.00	150	Horizontal	Pass
4	5699.000	102.24	-2.03	--	--	Peak	20.00	150	Horizontal	N/A
4**	5699.000	96.51	-2.03	--	--	AV	20.00	150	Horizontal	N/A
5	12233.075	50.46	1.21	74.0	-23.54	Peak	211.00	150	Horizontal	Pass
5**	12233.075	40.97	1.21	54.0	-13.03	AV	211.00	150	Horizontal	Pass
6	15802.613	53.08	2.30	74.0	-20.92	Peak	261.00	150	Horizontal	Pass
6**	15802.613	43.61	2.30	54.0	-10.39	AV	261.00	150	Horizontal	Pass

11a, Band IV, 1 GHz to 18 GHz, High channel, ANT V

No.	Frequency (MHz)	Results (dBuV/m)	Factor (dB)	Limit (dBuV/m)	Over Limit (dB)	Detector	Table (Degree)	Height (cm)	Antenna	Verdict
1	1667.000	50.60	-17.42	74.0	-23.40	Peak	85.00	150	Vertical	Pass
1**	1667.000	31.91	-17.42	54.0	-22.09	AV	85.00	150	Vertical	Pass
2	2286.300	48.14	-12.81	74.0	-25.86	Peak	111.00	150	Vertical	Pass
2**	2286.300	31.83	-12.81	54.0	-22.17	AV	111.00	150	Vertical	Pass
3	3800.200	46.11	-5.73	74.0	-27.89	Peak	55.00	150	Vertical	Pass
3**	3800.200	42.51	-5.73	54.0	-11.49	AV	55.00	150	Vertical	Pass
4	5701.400	93.79	-2.10	--	--	Peak	185.00	150	Vertical	N/A
4**	5701.400	88.03	-2.10	--	--	AV	185.00	150	Vertical	N/A
5	11250.113	49.91	-0.57	74.0	-24.09	Peak	350.00	150	Vertical	Pass
5**	11250.113	39.96	-0.57	54.0	-14.04	AV	350.00	150	Vertical	Pass
6	15801.562	53.58	2.31	74.0	-20.42	Peak	301.00	150	Vertical	Pass
6**	15801.562	43.69	2.31	54.0	-10.31	AV	301.00	150	Vertical	Pass

11n20, Band IV, 1 GHz to 18 GHz, Low channel, ANT H

No.	Frequency (MHz)	Results (dBuV/m)	Factor (dB)	Limit (dBuV/m)	Over Limit (dB)	Detector	Table (Degree)	Height (cm)	Antenna	Verdict
1	1328.700	42.70	-17.46	74.0	-31.30	Peak	292.00	150	Horizontal	Pass
1**	1328.700	30.31	-17.46	54.0	-23.69	AV	292.00	150	Horizontal	Pass
2	2283.300	45.69	-12.86	74.0	-28.31	Peak	360.00	150	Horizontal	Pass
2**	2283.300	31.38	-12.86	54.0	-22.62	AV	360.00	150	Horizontal	Pass
3	3858.400	45.73	-5.99	74.0	-28.27	Peak	167.00	150	Horizontal	Pass
3**	3858.400	36.12	-5.99	54.0	-17.88	AV	167.00	150	Horizontal	Pass
4	5743.800	101.30	-2.29	--	--	Peak	22.00	150	Horizontal	N/A
4**	5743.800	96.05	-2.29	--	--	AV	22.00	150	Horizontal	N/A
5	10945.362	49.94	-0.14	74.0	-24.06	Peak	171.00	150	Horizontal	Pass
5**	10945.362	40.07	-0.14	54.0	-13.93	AV	171.00	150	Horizontal	Pass
6	15814.425	53.58	2.07	74.0	-20.42	Peak	165.00	150	Horizontal	Pass
6**	15814.425	43.74	2.07	54.0	-10.26	AV	165.00	150	Horizontal	Pass

11n20, Band IV, 1 GHz to 18 GHz, Low channel, ANT V

No.	Frequency (MHz)	Results (dBuV/m)	Factor (dB)	Limit (dBuV/m)	Over Limit (dB)	Detector	Table (Degree)	Height (cm)	Antenna	Verdict
1	1706.600	53.68	-17.24	74.0	-20.32	Peak	88.00	150	Vertical	Pass
1**	1706.600	34.16	-17.24	54.0	-19.84	AV	88.00	150	Vertical	Pass
2	3830.200	46.21	-4.96	74.0	-27.79	Peak	271.00	150	Vertical	Pass
2**	3830.200	42.23	-4.96	54.0	-11.77	AV	271.00	150	Vertical	Pass
3	4608.000	49.09	-4.07	74.0	-24.91	Peak	0.00	150	Vertical	Pass
3**	4608.000	39.34	-4.07	54.0	-14.66	AV	0.00	150	Vertical	Pass
4	5744.200	93.67	-2.31	--	--	Peak	123.00	150	Vertical	N/A
4**	5744.200	87.12	-2.31	--	--	AV	123.00	150	Vertical	N/A
5	12225.887	50.73	1.31	74.0	-23.27	Peak	185.00	150	Vertical	Pass
5**	12225.887	41.04	1.31	54.0	-12.96	AV	185.00	150	Vertical	Pass
6	15632.513	53.13	1.63	74.0	-20.87	Peak	238.00	150	Vertical	Pass
6**	15632.513	45.14	1.63	54.0	-8.86	AV	238.00	150	Vertical	Pass

11n20, Band IV, 1 GHz to 18 GHz, Middle channel, ANT H

No.	Frequency (MHz)	Results (dBuV/m)	Factor (dB)	Limit (dBuV/m)	Over Limit (dB)	Detector	Table (Degree)	Height (cm)	Antenna	Verdict
1	1328.700	43.79	-17.46	74.0	-30.21	Peak	146.00	150	Horizontal	Pass
1**	1328.700	32.46	-17.46	54.0	-21.54	AV	146.00	150	Horizontal	Pass
2	2326.000	48.41	-12.72	74.0	-25.59	Peak	130.00	150	Horizontal	Pass
2**	2326.000	32.94	-12.72	54.0	-21.06	AV	130.00	150	Horizontal	Pass
3	4238.600	47.57	-4.73	74.0	-26.43	Peak	275.00	150	Horizontal	Pass
3**	4238.600	37.68	-4.73	54.0	-16.32	AV	275.00	150	Horizontal	Pass
4	5784.000	100.83	-2.30	--	--	Peak	31.00	150	Horizontal	N/A
4**	5784.000	94.72	-2.30	--	--	AV	31.00	150	Horizontal	N/A
5	10744.688	49.98	-0.73	74.0	-24.02	Peak	0.00	150	Horizontal	Pass
5**	10744.688	40.11	-0.73	54.0	-13.89	AV	0.00	150	Horizontal	Pass
6	15621.488	52.95	1.66	74.0	-21.05	Peak	199.00	150	Horizontal	Pass
6**	15621.488	44.81	1.66	54.0	-9.19	AV	199.00	150	Horizontal	Pass

11n20, Band IV, 1 GHz to 18 GHz, Middle channel, ANT V

No.	Frequency (MHz)	Results (dBuV/m)	Factor (dB)	Limit (dBuV/m)	Over Limit (dB)	Detector	Table (Degree)	Height (cm)	Antenna	Verdict
1	1327.600	46.89	-17.50	74.0	-27.11	Peak	106.00	150	Vertical	Pass
1**	1327.600	31.17	-17.50	54.0	-22.83	AV	106.00	150	Vertical	Pass
2	1663.700	51.70	-17.52	74.0	-22.30	Peak	81.00	150	Vertical	Pass
2**	1663.700	40.42	-17.52	54.0	-13.58	AV	81.00	150	Vertical	Pass
3	3856.600	46.69	-5.88	74.0	-27.31	Peak	66.00	150	Vertical	Pass
3**	3856.600	41.88	-5.88	54.0	-12.12	AV	66.00	150	Vertical	Pass
4	5783.600	93.03	-2.26	--	--	Peak	4.00	150	Vertical	N/A
4**	5783.600	86.79	-2.26	--	--	AV	4.00	150	Vertical	N/A
5	12118.362	50.39	0.56	74.0	-23.61	Peak	360.00	150	Vertical	Pass
5**	12118.362	41.50	0.56	54.0	-12.50	AV	360.00	150	Vertical	Pass
6	15614.925	52.91	1.48	74.0	-21.09	Peak	93.00	150	Vertical	Pass
6**	15614.925	44.44	1.48	54.0	-9.56	AV	93.00	150	Vertical	Pass

11n20, Band IV, 1 GHz to 18 GHz, High channel, ANT H

No.	Frequency (MHz)	Results (dBuV/m)	Factor (dB)	Limit (dBuV/m)	Over Limit (dB)	Detector	Table (Degree)	Height (cm)	Antenna	Verdict
1	1664.100	46.26	-17.52	74.0	-27.74	Peak	160.00	150	Horizontal	Pass
1**	1664.100	27.70	-17.52	54.0	-26.30	AV	160.00	150	Horizontal	Pass
2	2277.100	46.27	-12.93	74.0	-27.73	Peak	360.00	150	Horizontal	Pass
2**	2277.100	32.01	-12.93	54.0	-21.99	AV	360.00	150	Horizontal	Pass
3	4573.400	48.65	-3.90	74.0	-25.35	Peak	40.00	150	Horizontal	Pass
3**	4573.400	39.02	-3.90	54.0	-14.98	AV	40.00	150	Horizontal	Pass
4	5825.000	102.36	-2.39	--	--	Peak	27.00	150	Horizontal	N/A
4**	5825.000	93.63	-2.39	--	--	AV	27.00	150	Horizontal	N/A
5	11993.875	50.11	1.19	74.0	-23.89	Peak	194.00	150	Horizontal	Pass
5**	11993.875	41.52	1.19	54.0	-12.48	AV	194.00	150	Horizontal	Pass
6	15527.775	53.44	1.23	74.0	-20.56	Peak	123.00	150	Horizontal	Pass
6**	15527.775	43.72	1.23	54.0	-10.28	AV	123.00	150	Horizontal	Pass

11n20, Band IV, 1 GHz to 18 GHz, High channel, ANT V

No.	Frequency (MHz)	Results (dBuV/m)	Factor (dB)	Limit (dBuV/m)	Over Limit (dB)	Detector	Table (Degree)	Height (cm)	Antenna	Verdict
1	1316.900	43.91	-17.39	74.0	-30.09	Peak	95.00	150	Vertical	Pass
1**	1316.900	40.95	-17.39	54.0	-13.05	AV	95.00	150	Vertical	Pass
2	1692.200	50.46	-17.25	74.0	-23.54	Peak	81.00	150	Vertical	Pass
2**	1692.200	41.58	-17.25	54.0	-12.42	AV	81.00	150	Vertical	Pass
3	3883.400	46.79	-5.51	74.0	-27.21	Peak	63.00	150	Vertical	Pass
3**	3883.400	42.39	-5.51	54.0	-11.61	AV	63.00	150	Vertical	Pass
4	5825.000	94.06	-2.39	--	--	Peak	128.00	150	Vertical	N/A
4**	5825.000	88.16	-2.39	--	--	AV	128.00	150	Vertical	N/A
5	11151.787	50.02	-0.91	74.0	-23.98	Peak	254.00	150	Vertical	Pass
5**	11151.787	39.58	-0.91	54.0	-14.42	AV	254.00	150	Vertical	Pass
6	15619.912	53.05	1.63	74.0	-20.95	Peak	101.00	150	Vertical	Pass
6**	15619.912	44.44	1.63	54.0	-9.56	AV	101.00	150	Vertical	Pass

iM50/iM60/iM70/iM80

11a, Band I, 1 GHz to 18 GHz, Low channel, ANT H

No.	Frequency (MHz)	Results (dBuV/m)	Factor (dB)	Limit (dBuV/m)	Over Limit (dB)	Detector	Table (Degree)	Height (cm)	Antenna	Verdict
1	1335.500	40.56	-17.49	74.0	-33.44	Peak	49.00	150	Horizontal	Pass
1**	1335.500	28.04	-17.49	54.0	-25.96	AV	49.00	150	Horizontal	Pass
2	2861.200	43.24	-10.23	74.0	-30.76	Peak	129.00	150	Horizontal	Pass
2**	2861.200	33.18	-10.23	54.0	-20.82	AV	129.00	150	Horizontal	Pass
3	4150.600	46.75	-4.99	74.0	-27.25	Peak	151.00	150	Horizontal	Pass
3**	4150.600	37.58	-4.99	54.0	-16.42	AV	151.00	150	Horizontal	Pass
4	5181.000	103.06	-2.70	--	-59.94	Peak	163.00	150	Horizontal	N/A
4**	5181.000	96.57	-2.70	--	96.57	AV	163.00	150	Horizontal	N/A
5	11961.099	50.00	0.90	74.0	-24.00	Peak	347.00	150	Horizontal	Pass
5**	11961.099	40.26	0.90	54.0	-13.74	AV	347.00	150	Horizontal	Pass
6	15514.651	53.58	1.40	74.0	-20.42	Peak	333.00	150	Horizontal	Pass
6**	15514.651	44.45	1.40	54.0	-9.55	AV	333.00	150	Horizontal	Pass

11a, Band I, 1 GHz to 18 GHz, Low channel, ANT V

No.	Frequency (MHz)	Results (dBuV/m)	Factor (dB)	Limit (dBuV/m)	Over Limit (dB)	Detector	Table (Degree)	Height (cm)	Antenna	Verdict
1	1545.700	42.46	-17.50	74.0	-31.54	Peak	86.00	150	Vertical	Pass
1**	1545.700	35.04	-17.50	54.0	-18.96	AV	86.00	150	Vertical	Pass
2	2772.800	43.52	-10.48	74.0	-30.48	Peak	86.00	150	Vertical	Pass
2**	2772.800	34.26	-10.48	54.0	-19.74	AV	86.00	150	Vertical	Pass
3	4139.200	46.61	-4.86	74.0	-27.39	Peak	145.00	150	Vertical	Pass
3**	4139.200	37.98	-4.86	54.0	-16.02	AV	145.00	150	Vertical	Pass
4	5179.200	100.81	-2.68	--	-133.19	Peak	234.00	150	Vertical	N/A
4**	5179.200	95.24	-2.68	--	95.24	AV	234.00	150	Vertical	N/A
5	11502.537	50.02	-0.02	74.0	-23.98	Peak	48.00	150	Vertical	Pass
5**	11502.537	40.82	-0.02	54.0	-13.18	AV	48.00	150	Vertical	Pass
6	15510.187	54.15	1.44	74.0	-19.85	Peak	55.00	150	Vertical	Pass
6**	15510.187	45.32	1.44	54.0	-8.68	AV	55.00	150	Vertical	Pass

11a, Band I, 1 GHz to 18 GHz, Middle channel, ANT H

No.	Frequency (MHz)	Results (dBuV/m)	Factor (dB)	Limit (dBuV/m)	Over Limit (dB)	Detector	Table (Degree)	Height (cm)	Antenna	Verdict
1	1328.800	43.35	-17.46	74.0	-30.65	Peak	124.00	150	Horizontal	Pass
1**	1328.800	28.07	-17.46	54.0	-25.93	AV	124.00	150	Horizontal	Pass
2	2244.500	48.79	-13.02	74.0	-25.21	Peak	100.00	150	Horizontal	Pass
2**	2244.500	32.23	-13.02	54.0	-21.77	AV	100.00	150	Horizontal	Pass
3	3836.200	46.19	-4.73	74.0	-27.81	Peak	49.00	150	Horizontal	Pass
3**	3836.200	36.87	-4.73	54.0	-17.13	AV	49.00	150	Horizontal	Pass
4	5222.000	101.81	-3.03	--	-60.19	Peak	162.00	150	Horizontal	N/A
4**	5222.000	95.58	-3.03	--	95.58	AV	162.00	150	Horizontal	N/A
5	12004.513	50.37	1.29	74.0	-23.63	Peak	218.00	150	Horizontal	Pass
5**	12004.513	41.32	1.29	54.0	-12.68	AV	218.00	150	Horizontal	Pass
6	15845.401	53.23	1.37	74.0	-20.77	Peak	360.00	150	Horizontal	Pass
6**	15845.401	44.98	1.37	54.0	-9.02	AV	360.00	150	Horizontal	Pass

11a, Band I, 1 GHz to 18 GHz, Middle channel, ANT V

No.	Frequency (MHz)	Results (dBuV/m)	Factor (dB)	Limit (dBuV/m)	Over Limit (dB)	Detector	Table (Degree)	Height (cm)	Antenna	Verdict
1	1575.300	42.71	-17.55	74.0	-31.29	Peak	300.00	150	Vertical	Pass
1**	1575.300	30.30	-17.55	54.0	-23.70	AV	300.00	150	Vertical	Pass
2	2849.400	46.53	-10.28	74.0	-27.47	Peak	74.00	150	Vertical	Pass
2**	2849.400	33.36	-10.28	54.0	-20.64	AV	74.00	150	Vertical	Pass
3	4248.400	47.41	-4.88	74.0	-26.59	Peak	295.00	150	Vertical	Pass
3**	4248.400	37.42	-4.88	54.0	-16.58	AV	295.00	150	Vertical	Pass
4	5221.000	101.24	-3.05	--	-131.76	Peak	233.00	150	Vertical	N/A
4**	5221.000	96.10	-3.05	--	96.10	AV	233.00	150	Vertical	N/A
5	11945.575	49.68	1.52	74.0	-24.32	Peak	41.00	150	Vertical	Pass
5**	11945.575	40.49	1.52	54.0	-13.51	AV	41.00	150	Vertical	Pass
6	15755.311	54.03	1.39	74.0	-19.97	Peak	360.00	150	Vertical	Pass
6**	15755.311	45.18	1.39	54.0	-8.82	AV	360.00	150	Vertical	Pass

11a, Band I, 1 GHz to 18 GHz, High channel, ANT H

No.	Frequency (MHz)	Results (dBuV/m)	Factor (dB)	Limit (dBuV/m)	Over Limit (dB)	Detector	Table (Degree)	Height (cm)	Antenna	Verdict
1	1036.600	42.57	-18.15	74.0	-31.43	Peak	15.00	150	Horizontal	Pass
1**	1036.600	37.35	-18.15	54.0	-16.65	AV	15.00	150	Horizontal	Pass
2	2826.000	42.83	-10.27	74.0	-31.17	Peak	305.00	150	Horizontal	Pass
2**	2826.000	33.51	-10.27	54.0	-20.49	AV	305.00	150	Horizontal	Pass
3	3918.400	46.40	-5.40	74.0	-27.60	Peak	119.00	150	Horizontal	Pass
3**	3918.400	37.70	-5.40	54.0	-16.30	AV	119.00	150	Horizontal	Pass
4	5239.000	102.11	-2.72	--	-53.89	Peak	156.00	150	Horizontal	N/A
4**	5239.000	96.56	-2.72	--	96.56	AV	156.00	150	Horizontal	N/A
5	12126.412	49.99	0.45	74.0	-24.01	Peak	0.00	150	Horizontal	Pass
5**	12126.412	41.16	0.45	54.0	-12.84	AV	0.00	150	Horizontal	Pass
6	15979.275	53.47	0.31	74.0	-20.53	Peak	274.00	150	Horizontal	Pass
6**	15979.275	44.34	0.31	54.0	-9.66	AV	274.00	150	Horizontal	Pass

11a, Band I, 1 GHz to 18 GHz, High channel, ANT V

No.	Frequency (MHz)	Results (dBuV/m)	Factor (dB)	Limit (dBuV/m)	Over Limit (dB)	Detector	Table (Degree)	Height (cm)	Antenna	Verdict
1	1330.300	47.88	-17.40	74.0	-26.12	Peak	34.00	150	Vertical	Pass
1**	1330.300	29.22	-17.40	54.0	-24.78	AV	34.00	150	Vertical	Pass
2	2776.800	42.69	-10.44	74.0	-31.31	Peak	107.00	150	Vertical	Pass
2**	2776.800	34.31	-10.44	54.0	-19.69	AV	107.00	150	Vertical	Pass
3	4174.800	46.98	-5.24	74.0	-27.02	Peak	71.00	150	Vertical	Pass
3**	4174.800	38.11	-5.24	54.0	-15.89	AV	71.00	150	Vertical	Pass
4	5241.400	100.75	-2.70	--	-130.25	Peak	231.00	150	Vertical	N/A
4**	5241.400	93.52	-2.70	--	93.52	AV	231.00	150	Vertical	N/A
5	11512.600	49.86	-0.28	74.0	-24.14	Peak	311.00	150	Vertical	Pass
5**	11512.600	40.82	-0.28	54.0	-13.18	AV	311.00	150	Vertical	Pass
6	15868.237	53.05	0.69	74.0	-20.95	Peak	119.00	150	Vertical	Pass
6**	15868.237	43.63	0.69	54.0	-10.37	AV	119.00	150	Vertical	Pass

11n20, Band I, 1 GHz to 18 GHz, Low channel, ANT H

No.	Frequency (MHz)	Results (dBuV/m)	Factor (dB)	Limit (dBuV/m)	Over Limit (dB)	Detector	Table (Degree)	Height (cm)	Antenna	Verdict
1	1319.900	40.58	-17.52	74.0	-33.42	Peak	48.00	150	Horizontal	Pass
1**	1319.900	34.85	-17.52	54.0	-19.15	AV	48.00	150	Horizontal	Pass
2	2813.600	43.39	-10.02	74.0	-30.61	Peak	95.00	150	Horizontal	Pass
2**	2813.600	33.95	-10.02	54.0	-20.05	AV	95.00	150	Horizontal	Pass
3	4125.400	47.13	-5.44	74.0	-26.87	Peak	96.00	150	Horizontal	Pass
3**	4125.400	37.40	-5.44	54.0	-16.60	AV	96.00	150	Horizontal	Pass
4	5258.600	103.16	-2.89	--	-54.84	Peak	158.00	150	Horizontal	N/A
4**	5258.600	95.06	-2.89	--	95.06	AV	158.00	150	Horizontal	N/A
5	11820.800	49.83	1.05	74.0	-24.17	Peak	0.00	150	Horizontal	Pass
5**	11820.800	40.51	1.05	54.0	-13.49	AV	0.00	150	Horizontal	Pass
6	15988.725	53.57	0.26	74.0	-20.43	Peak	331.00	150	Horizontal	Pass
6**	15988.725	43.03	0.26	54.0	-10.97	AV	331.00	150	Horizontal	Pass

11n20, Band I, 1 GHz to 18 GHz, Low channel, ANT V

No.	Frequency (MHz)	Results (dBuV/m)	Factor (dB)	Limit (dBuV/m)	Over Limit (dB)	Detector	Table (Degree)	Height (cm)	Antenna	Verdict
1	1328.300	43.65	-17.48	74.0	-30.35	Peak	17.00	150	Vertical	Pass
1**	1328.300	30.31	-17.48	54.0	-23.69	AV	17.00	150	Vertical	Pass
2	2777.200	42.59	-10.43	74.0	-31.41	Peak	17.00	150	Vertical	Pass
2**	2777.200	33.36	-10.43	54.0	-20.64	AV	17.00	150	Vertical	Pass
3	3886.200	46.88	-5.51	74.0	-27.12	Peak	107.00	150	Vertical	Pass
3**	3886.200	36.40	-5.51	54.0	-17.60	AV	107.00	150	Vertical	Pass
4	5258.800	100.67	-2.89	--	-129.33	Peak	230.00	150	Vertical	N/A
4**	5258.800	94.68	-2.89	--	94.68	AV	230.00	150	Vertical	N/A
5	11275.412	49.67	-0.14	74.0	-24.33	Peak	0.00	150	Vertical	Pass
5**	11275.412	41.40	-0.14	54.0	-12.60	AV	0.00	150	Vertical	Pass
6	15797.888	53.05	2.26	74.0	-20.95	Peak	268.00	150	Vertical	Pass
6**	15797.888	44.79	2.26	54.0	-9.21	AV	268.00	150	Vertical	Pass

11n20, Band I, 1 GHz to 18 GHz, Middle channel, ANT H

No.	Frequency (MHz)	Results (dBuV/m)	Factor (dB)	Limit (dBuV/m)	Over Limit (dB)	Detector	Table (Degree)	Height (cm)	Antenna	Verdict
1	1331.600	40.11	-17.41	74.0	-33.89	Peak	1.00	150	Horizontal	Pass
1**	1331.600	29.35	-17.41	54.0	-24.65	AV	1.00	150	Horizontal	Pass
2	2776.400	42.94	-10.45	74.0	-31.06	Peak	0.00	150	Horizontal	Pass
2**	2776.400	33.59	-10.45	54.0	-20.41	AV	0.00	150	Horizontal	Pass
3	4031.000	46.79	-5.05	74.0	-27.21	Peak	9.00	150	Horizontal	Pass
3**	4031.000	37.17	-5.05	54.0	-16.83	AV	9.00	150	Horizontal	Pass
4	5299.600	103.07	-3.31	--	-238.93	Peak	342.00	150	Horizontal	N/A
4**	5299.600	96.44	-3.31	--	96.44	AV	342.00	150	Horizontal	N/A
5	12116.062	50.38	0.56	74.0	-23.62	Peak	71.00	150	Horizontal	Pass
5**	12116.062	41.22	0.56	54.0	-12.78	AV	71.00	150	Horizontal	Pass
6	15862.725	54.08	0.87	74.0	-19.92	Peak	344.00	150	Horizontal	Pass
6**	15862.725	44.63	0.87	54.0	-9.37	AV	344.00	150	Horizontal	Pass

11n20, Band I, 1 GHz to 18 GHz, Middle channel, ANT V

No.	Frequency (MHz)	Results (dBuV/m)	Factor (dB)	Limit (dBuV/m)	Over Limit (dB)	Detector	Table (Degree)	Height (cm)	Antenna	Verdict
1	1328.300	45.59	-17.48	74.0	-28.41	Peak	52.00	150	Vertical	Pass
1**	1328.300	28.82	-17.48	54.0	-25.18	AV	52.00	150	Vertical	Pass
2	2747.600	42.80	-10.93	74.0	-31.20	Peak	296.00	150	Vertical	Pass
2**	2747.600	33.42	-10.93	54.0	-20.58	AV	296.00	150	Vertical	Pass
3	3897.800	46.28	-5.96	74.0	-27.72	Peak	187.00	150	Vertical	Pass
3**	3897.800	35.94	-5.96	54.0	-18.06	AV	187.00	150	Vertical	Pass
4	5301.200	100.40	-3.22	--	-136.60	Peak	237.00	150	Vertical	N/A
4**	5301.200	94.04	-3.22	--	94.04	AV	237.00	150	Vertical	N/A
5	11825.401	50.24	1.14	74.0	-23.76	Peak	360.00	150	Vertical	Pass
5**	11825.401	41.01	1.14	54.0	-12.99	AV	360.00	150	Vertical	Pass
6	15794.213	52.96	2.14	74.0	-21.04	Peak	0.00	150	Vertical	Pass
6**	15794.213	44.51	2.14	54.0	-9.49	AV	0.00	150	Vertical	Pass

11n20, Band I, 1 GHz to 18 GHz, High channel, ANT H

No.	Frequency (MHz)	Results (dBuV/m)	Factor (dB)	Limit (dBuV/m)	Over Limit (dB)	Detector	Table (Degree)	Height (cm)	Antenna	Verdict
1	1330.300	41.76	-17.40	74.0	-32.24	Peak	107.00	150	Horizontal	Pass
1**	1330.300	28.20	-17.40	54.0	-25.80	AV	107.00	150	Horizontal	Pass
2	2761.800	43.48	-11.01	74.0	-30.52	Peak	43.00	150	Horizontal	Pass
2**	2761.800	35.17	-11.01	54.0	-18.83	AV	43.00	150	Horizontal	Pass
3	4027.400	46.44	-5.10	74.0	-27.56	Peak	96.00	150	Horizontal	Pass
3**	4027.400	36.88	-5.10	54.0	-17.12	AV	96.00	150	Horizontal	Pass
4	5318.000	102.94	-2.79	--	-246.06	Peak	349.00	150	Horizontal	N/A
4**	5318.000	96.05	-2.79	--	96.05	AV	349.00	150	Horizontal	N/A
5	11081.638	49.84	-1.36	74.0	-24.16	Peak	18.00	150	Horizontal	Pass
5**	11081.638	40.33	-1.36	54.0	-13.67	AV	18.00	150	Horizontal	Pass
6	15855.375	53.04	1.17	74.0	-20.96	Peak	90.00	150	Horizontal	Pass
6**	15855.375	43.96	1.17	54.0	-10.04	AV	90.00	150	Horizontal	Pass

11n20, Band I, 1 GHz to 18 GHz, High channel, ANT V

No.	Frequency (MHz)	Results (dBuV/m)	Factor (dB)	Limit (dBuV/m)	Over Limit (dB)	Detector	Table (Degree)	Height (cm)	Antenna	Verdict
1	1328.900	42.12	-17.45	74.0	-31.88	Peak	16.00	150	Vertical	Pass
1**	1328.900	31.54	-17.45	54.0	-22.46	AV	16.00	150	Vertical	Pass
2	2771.000	43.14	-10.51	74.0	-30.86	Peak	248.00	150	Vertical	Pass
2**	2771.000	33.87	-10.51	54.0	-20.13	AV	248.00	150	Vertical	Pass
3	4048.400	46.59	-4.69	74.0	-27.41	Peak	353.00	150	Vertical	Pass
3**	4048.400	37.68	-4.69	54.0	-16.32	AV	353.00	150	Vertical	Pass
4	5319.200	101.09	-2.78	--	-176.91	Peak	278.00	150	Vertical	N/A
4**	5319.200	94.58	-2.78	--	94.58	AV	278.00	150	Vertical	N/A
5	11896.988	50.65	1.71	74.0	-23.35	Peak	220.00	150	Vertical	Pass
5**	11896.988	40.78	1.71	54.0	-13.22	AV	220.00	150	Vertical	Pass
6	15859.838	53.01	0.93	74.0	-20.99	Peak	324.00	150	Vertical	Pass
6**	15859.838	44.64	0.93	54.0	-9.36	AV	324.00	150	Vertical	Pass

11a, Band II, 1 GHz to 18 GHz, Low channel, ANT H

No.	Frequency (MHz)	Results (dBuV/m)	Factor (dB)	Limit (dBuV/m)	Over Limit (dB)	Detector	Table (Degree)	Height (cm)	Antenna	Verdict
1	1328.800	38.66	-17.46	74.0	-35.34	Peak	108.00	150	Horizontal	Pass
1**	1328.800	28.04	-17.46	54.0	-25.96	AV	108.00	150	Horizontal	Pass
2	2809.600	42.74	-10.27	74.0	-31.26	Peak	284.00	150	Horizontal	Pass
2**	2809.600	33.86	-10.27	54.0	-20.14	AV	284.00	150	Horizontal	Pass
3	3964.200	46.69	-4.80	74.0	-27.31	Peak	272.00	150	Horizontal	Pass
3**	3964.200	37.22	-4.80	54.0	-16.78	AV	272.00	150	Horizontal	Pass
4	5499.000	105.25	-2.08	--	-228.75	Peak	334.00	150	Horizontal	N/A
4**	5499.000	98.30	-2.08	--	98.30	AV	334.00	150	Horizontal	N/A
5	12013.712	50.18	1.07	74.0	-23.82	Peak	125.00	150	Horizontal	Pass
5**	12013.712	41.65	1.07	54.0	-12.35	AV	125.00	150	Horizontal	Pass
6	15651.412	52.75	1.18	74.0	-21.25	Peak	23.00	150	Horizontal	Pass
6**	15651.412	44.14	1.18	54.0	-9.86	AV	23.00	150	Horizontal	Pass

11a, Band II, 1 GHz to 18 GHz, Low channel, ANT V

No.	Frequency (MHz)	Results (dBuV/m)	Factor (dB)	Limit (dBuV/m)	Over Limit (dB)	Detector	Table (Degree)	Height (cm)	Antenna	Verdict
1	1330.100	43.92	-17.41	74.0	-30.08	Peak	232.00	150	Vertical	Pass
1**	1330.100	29.59	-17.41	54.0	-24.41	AV	232.00	150	Vertical	Pass
2	2771.500	43.54	-10.49	74.0	-30.46	Peak	248.00	150	Vertical	Pass
2**	2771.500	34.93	-10.49	54.0	-19.07	AV	248.00	150	Vertical	Pass
3	3666.600	48.33	-6.85	74.0	-25.67	Peak	61.00	150	Vertical	Pass
3**	3666.600	42.64	-6.85	54.0	-11.36	AV	61.00	150	Vertical	Pass
4	5499.200	103.65	-2.09	--	-181.35	Peak	285.00	150	Vertical	N/A
4**	5499.200	97.21	-2.09	--	97.21	AV	285.00	150	Vertical	N/A
5	11682.224	50.55	0.16	74.0	-23.45	Peak	293.00	150	Vertical	Pass
5**	11682.224	41.35	0.16	54.0	-12.65	AV	293.00	150	Vertical	Pass
6	15569.250	53.51	1.40	74.0	-20.49	Peak	360.00	150	Vertical	Pass
6**	15569.250	43.05	1.40	54.0	-10.95	AV	360.00	150	Vertical	Pass

11a, Band II, 1 GHz to 18 GHz, Middle channel, ANT H

No.	Frequency (MHz)	Results (dBuV/m)	Factor (dB)	Limit (dBuV/m)	Over Limit (dB)	Detector	Table (Degree)	Height (cm)	Antenna	Verdict
1	1330.200	41.44	-17.41	74.0	-32.56	Peak	123.00	150	Horizontal	Pass
1**	1330.200	29.66	-17.41	54.0	-24.34	AV	123.00	150	Horizontal	Pass
2	2813.800	42.71	-10.02	74.0	-31.29	Peak	5.00	150	Horizontal	Pass
2**	2813.800	34.44	-10.02	54.0	-19.56	AV	5.00	150	Horizontal	Pass
3	4263.200	47.35	-4.66	74.0	-26.65	Peak	270.00	150	Horizontal	Pass
3**	4263.200	37.88	-4.66	54.0	-16.12	AV	270.00	150	Horizontal	Pass
4	5578.800	104.56	-2.16	--	-239.44	Peak	344.00	150	Horizontal	N/A
4**	5578.800	97.63	-2.16	--	97.63	AV	344.00	150	Horizontal	N/A
5	12097.950	50.08	0.54	74.0	-23.92	Peak	48.00	150	Horizontal	Pass
5**	12097.950	41.56	0.54	54.0	-12.44	AV	48.00	150	Horizontal	Pass
6	15626.213	53.39	1.72	74.0	-20.61	Peak	360.00	150	Horizontal	Pass
6**	15626.213	43.49	1.72	54.0	-10.51	AV	360.00	150	Horizontal	Pass

11a, Band II, 1 GHz to 18 GHz, Middle channel, ANT V

No.	Frequency (MHz)	Results (dBuV/m)	Factor (dB)	Limit (dBuV/m)	Over Limit (dB)	Detector	Table (Degree)	Height (cm)	Antenna	Verdict
1	1327.300	41.15	-17.51	74.0	-32.85	Peak	65.00	150	Vertical	Pass
1**	1327.300	28.45	-17.51	54.0	-25.55	AV	65.00	150	Vertical	Pass
2	2781.400	43.44	-10.39	74.0	-30.56	Peak	49.00	150	Vertical	Pass
2**	2781.400	35.05	-10.39	54.0	-18.95	AV	49.00	150	Vertical	Pass
3	3979.000	47.03	-5.55	74.0	-26.97	Peak	255.00	150	Vertical	Pass
3**	3979.000	38.14	-5.55	54.0	-15.86	AV	255.00	150	Vertical	Pass
4	5580.800	103.49	-2.26	--	-176.51	Peak	280.00	150	Vertical	N/A
4**	5580.800	95.96	-2.26	--	95.96	AV	280.00	150	Vertical	N/A
5	10948.813	49.82	-0.23	74.0	-24.18	Peak	56.00	150	Vertical	Pass
5**	10948.813	39.94	-0.23	54.0	-14.06	AV	56.00	150	Vertical	Pass
6	15849.075	53.02	1.34	74.0	-20.98	Peak	279.00	150	Vertical	Pass
6**	15849.075	44.69	1.34	54.0	-9.31	AV	279.00	150	Vertical	Pass

11a, Band II, 1 GHz to 18 GHz, High channel, ANT H

No.	Frequency (MHz)	Results (dBuV/m)	Factor (dB)	Limit (dBuV/m)	Over Limit (dB)	Detector	Table (Degree)	Height (cm)	Antenna	Verdict
1	1329.800	41.49	-17.42	74.0	-32.51	Peak	131.00	150	Horizontal	Pass
1**	1329.800	32.62	-17.42	54.0	-21.38	AV	131.00	150	Horizontal	Pass
2	2855.100	43.05	-10.29	74.0	-30.95	Peak	360.00	150	Horizontal	Pass
2**	2855.100	33.44	-10.29	54.0	-20.56	AV	360.00	150	Horizontal	Pass
3	4159.800	46.71	-4.90	74.0	-27.29	Peak	273.00	150	Horizontal	Pass
3**	4159.800	37.80	-4.90	54.0	-16.20	AV	273.00	150	Horizontal	Pass
4	5698.800	101.75	-2.04	--	-245.25	Peak	347.00	150	Horizontal	N/A
4**	5698.800	95.20	-2.04	--	95.20	AV	347.00	150	Horizontal	N/A
5	11446.762	51.17	-0.03	74.0	-22.83	Peak	240.00	150	Horizontal	Pass
5**	11446.762	40.83	-0.03	54.0	-13.17	AV	240.00	150	Horizontal	Pass
6	15638.550	53.92	1.41	74.0	-20.08	Peak	332.00	150	Horizontal	Pass
6**	15638.550	44.44	1.41	54.0	-9.56	AV	332.00	150	Horizontal	Pass

11a, Band II, 1 GHz to 18 GHz, High channel, ANT V

No.	Frequency (MHz)	Results (dBuV/m)	Factor (dB)	Limit (dBuV/m)	Over Limit (dB)	Detector	Table (Degree)	Height (cm)	Antenna	Verdict
1	1327.800	45.40	-17.49	74.0	-28.60	Peak	29.00	150	Vertical	Pass
1**	1327.800	35.61	-17.49	54.0	-18.39	AV	29.00	150	Vertical	Pass
2	2810.900	42.75	-10.19	74.0	-31.25	Peak	114.00	150	Vertical	Pass
2**	2810.900	34.79	-10.19	54.0	-19.21	AV	114.00	150	Vertical	Pass
3	3800.000	46.81	-5.76	74.0	-27.19	Peak	95.00	150	Vertical	Pass
3**	3800.000	41.04	-5.76	54.0	-12.96	AV	95.00	150	Vertical	Pass
4	5701.000	100.67	-2.09	--	-179.33	Peak	280.00	150	Vertical	N/A
4**	5701.000	94.85	-2.09	--	94.85	AV	280.00	150	Vertical	N/A
5	11650.312	49.76	-0.15	74.0	-24.24	Peak	0.00	150	Vertical	Pass
5**	11650.312	41.15	-0.15	54.0	-12.85	AV	0.00	150	Vertical	Pass
6	15638.813	53.72	1.40	74.0	-20.28	Peak	360.00	150	Vertical	Pass
6**	15638.813	43.74	1.40	54.0	-10.26	AV	360.00	150	Vertical	Pass

11n20, Band II, 1 GHz to 18 GHz, Low channel, ANT H

No.	Frequency (MHz)	Results (dBuV/m)	Factor (dB)	Limit (dBuV/m)	Over Limit (dB)	Detector	Table (Degree)	Height (cm)	Antenna	Verdict
1	1319.800	40.03	-17.51	74.0	-33.97	Peak	38.00	150	Horizontal	Pass
1**	1319.800	31.73	-17.51	54.0	-22.27	AV	38.00	150	Horizontal	Pass
2	2733.200	43.07	-10.94	74.0	-30.93	Peak	46.00	150	Horizontal	Pass
2**	2733.200	34.08	-10.94	54.0	-19.92	AV	46.00	150	Horizontal	Pass
3	4139.200	46.47	-4.86	74.0	-27.53	Peak	170.00	150	Horizontal	Pass
3**	4139.200	37.37	-4.86	54.0	-16.63	AV	170.00	150	Horizontal	Pass
4	5745.400	103.65	-2.41	--	-239.35	Peak	343.00	150	Horizontal	N/A
4**	5745.400	95.64	-2.41	--	95.64	AV	343.00	150	Horizontal	N/A
5	10892.463	50.12	0.05	74.0	-23.88	Peak	186.00	150	Horizontal	Pass
5**	10892.463	40.52	0.05	54.0	-13.48	AV	186.00	150	Horizontal	Pass
6	15807.863	53.62	2.21	74.0	-20.38	Peak	307.00	150	Horizontal	Pass
6**	15807.863	44.66	2.21	54.0	-9.34	AV	307.00	150	Horizontal	Pass

11n20, Band II, 1 GHz to 18 GHz, Low channel, ANT V

No.	Frequency (MHz)	Results (dBuV/m)	Factor (dB)	Limit (dBuV/m)	Over Limit (dB)	Detector	Table (Degree)	Height (cm)	Antenna	Verdict
1	1328.800	46.77	-17.46	74.0	-27.23	Peak	28.00	150	Vertical	Pass
1**	1328.800	27.96	-17.46	54.0	-26.04	AV	28.00	150	Vertical	Pass
2	2834.600	43.05	-10.39	74.0	-30.95	Peak	104.00	150	Vertical	Pass
2**	2834.600	33.46	-10.39	54.0	-20.54	AV	104.00	150	Vertical	Pass
3	4210.000	47.05	-5.27	74.0	-26.95	Peak	360.00	150	Vertical	Pass
3**	4210.000	38.84	-5.27	54.0	-15.16	AV	360.00	150	Vertical	Pass
4	5743.800	101.88	-2.29	--	-147.12	Peak	249.00	150	Vertical	N/A
4**	5743.800	95.65	-2.29	--	95.65	AV	249.00	150	Vertical	N/A
5	11501.963	50.03	-0.00	74.0	-23.97	Peak	239.00	150	Vertical	Pass
5**	11501.963	40.81	-0.00	54.0	-13.19	AV	239.00	150	Vertical	Pass
6	15673.201	53.17	1.50	74.0	-20.83	Peak	311.00	150	Vertical	Pass
6**	15673.201	43.18	1.50	54.0	-10.82	AV	311.00	150	Vertical	Pass

11n20, Band II, 1 GHz to 18 GHz, Middle channel, ANT H

No.	Frequency (MHz)	Results (dBuV/m)	Factor (dB)	Limit (dBuV/m)	Over Limit (dB)	Detector	Table (Degree)	Height (cm)	Antenna	Verdict
1	1320.500	40.41	-17.52	74.0	-33.59	Peak	40.00	150	Horizontal	Pass
1**	1320.500	33.99	-17.52	54.0	-20.01	AV	40.00	150	Horizontal	Pass
2	2800.000	42.35	-10.56	74.0	-31.65	Peak	318.00	150	Horizontal	Pass
2**	2800.000	33.39	-10.56	54.0	-20.61	AV	318.00	150	Horizontal	Pass
3	4083.200	46.98	-5.34	74.0	-27.02	Peak	60.00	150	Horizontal	Pass
3**	4083.200	37.24	-5.34	54.0	-16.76	AV	60.00	150	Horizontal	Pass
4	5786.800	103.18	-2.47	--	-230.82	Peak	334.00	150	Horizontal	N/A
4**	5786.800	95.75	-2.47	--	95.75	AV	334.00	150	Horizontal	N/A
5	11675.612	49.96	0.25	74.0	-24.04	Peak	310.00	150	Horizontal	Pass
5**	11675.612	40.72	0.25	54.0	-13.28	AV	310.00	150	Horizontal	Pass
6	15791.849	53.21	2.07	74.0	-20.79	Peak	55.00	150	Horizontal	Pass
6**	15791.849	44.13	2.07	54.0	-9.87	AV	55.00	150	Horizontal	Pass

11n20, Band II, 1 GHz to 18 GHz, Middle channel, ANT V

No.	Frequency (MHz)	Results (dBuV/m)	Factor (dB)	Limit (dBuV/m)	Over Limit (dB)	Detector	Table (Degree)	Height (cm)	Antenna	Verdict
1	1329.900	46.32	-17.42	74.0	-27.68	Peak	36.00	150	Vertical	Pass
1**	1329.900	29.54	-17.42	54.0	-24.46	AV	36.00	150	Vertical	Pass
2	2771.800	42.86	-10.49	74.0	-31.14	Peak	247.00	150	Vertical	Pass
2**	2771.800	35.16	-10.49	54.0	-18.84	AV	247.00	150	Vertical	Pass
3	4225.200	47.15	-4.78	74.0	-26.85	Peak	271.00	150	Vertical	Pass
3**	4225.200	38.15	-4.78	54.0	-15.85	AV	271.00	150	Vertical	Pass
4	5783.800	101.19	-2.28	--	-169.81	Peak	271.00	150	Vertical	N/A
4**	5783.800	96.07	-2.28	--	96.07	AV	271.00	150	Vertical	N/A
5	11556.013	49.87	-0.42	74.0	-24.13	Peak	60.00	150	Vertical	Pass
5**	11556.013	41.18	-0.42	54.0	-12.82	AV	60.00	150	Vertical	Pass
6	15635.662	52.82	1.53	74.0	-21.18	Peak	58.00	150	Vertical	Pass
6**	15635.662	44.30	1.53	54.0	-9.70	AV	58.00	150	Vertical	Pass

11n20, Band II, 1 GHz to 18 GHz, High channel, ANT H

No.	Frequency (MHz)	Results (dBuV/m)	Factor (dB)	Limit (dBuV/m)	Over Limit (dB)	Detector	Table (Degree)	Height (cm)	Antenna	Verdict
1	1577.300	41.54	-17.52	74.0	-32.46	Peak	136.00	150	Horizontal	Pass
1**	1577.300	28.87	-17.52	54.0	-25.13	AV	136.00	150	Horizontal	Pass
2	2775.400	42.33	-10.49	74.0	-31.67	Peak	321.00	150	Horizontal	Pass
2**	2775.400	34.90	-10.49	54.0	-19.10	AV	321.00	150	Horizontal	Pass
3	3900.200	46.59	-5.95	74.0	-27.41	Peak	236.00	150	Horizontal	Pass
3**	3900.200	37.20	-5.95	54.0	-16.80	AV	236.00	150	Horizontal	Pass
4	5824.200	94.14	-2.40	--	-241.86	Peak	336.00	150	Horizontal	N/A
4**	5824.200	88.26	-2.40	--	88.26	AV	336.00	150	Horizontal	N/A
5	11972.600	50.55	0.81	74.0	-23.45	Peak	360.00	150	Horizontal	Pass
5**	11972.600	40.69	0.81	54.0	-13.31	AV	360.00	150	Horizontal	Pass
6	15678.713	52.61	1.57	74.0	-21.39	Peak	188.00	150	Horizontal	Pass
6**	15678.713	43.80	1.57	54.0	-10.20	AV	188.00	150	Horizontal	Pass

11n20, Band II, 1 GHz to 18 GHz, High channel, ANT V

No.	Frequency (MHz)	Results (dBuV/m)	Factor (dB)	Limit (dBuV/m)	Over Limit (dB)	Detector	Table (Degree)	Height (cm)	Antenna	Verdict
1	1330.700	44.07	-17.40	74.0	-29.93	Peak	17.00	150	Vertical	Pass
1**	1330.700	34.43	-17.40	54.0	-19.57	AV	17.00	150	Vertical	Pass
2	2839.700	43.37	-10.24	74.0	-30.63	Peak	0.00	150	Vertical	Pass
2**	2839.700	33.42	-10.24	54.0	-20.58	AV	0.00	150	Vertical	Pass
3	3891.000	47.78	-5.61	74.0	-26.22	Peak	315.00	150	Vertical	Pass
3**	3891.000	37.00	-5.61	54.0	-17.00	AV	315.00	150	Vertical	Pass
4	5823.400	100.76	-2.41	--	-135.24	Peak	236.00	150	Vertical	N/A
4**	5823.400	93.40	-2.41	--	93.40	AV	236.00	150	Vertical	N/A
5	12162.638	50.81	0.57	74.0	-23.19	Peak	62.00	150	Vertical	Pass
5**	12162.638	40.57	0.57	54.0	-13.43	AV	62.00	150	Vertical	Pass
6	15637.238	52.82	1.46	74.0	-21.18	Peak	360.00	150	Vertical	Pass
6**	15637.238	44.55	1.46	54.0	-9.45	AV	360.00	150	Vertical	Pass

11a, Band III, 1 GHz to 18 GHz, Low channel, ANT H

No.	Frequency (MHz)	Results (dBuV/m)	Factor (dB)	Limit (dBuV/m)	Over Limit (dB)	Detector	Table (Degree)	Height (cm)	Antenna	Verdict
1	1037.100	43.12	-18.12	74.0	-30.88	Peak	92.00	150	Horizontal	Pass
1**	1037.100	38.84	-18.12	54.0	-15.16	AV	92.00	150	Horizontal	Pass
2	2784.200	42.36	-10.57	74.0	-31.64	Peak	349.00	150	Horizontal	Pass
2**	2784.200	33.29	-10.57	54.0	-20.71	AV	349.00	150	Horizontal	Pass
3	4181.200	46.73	-5.12	74.0	-27.27	Peak	166.00	150	Horizontal	Pass
3**	4181.200	37.38	-5.12	54.0	-16.62	AV	166.00	150	Horizontal	Pass
4	5180.400	102.22	-2.70	--	-13.78	Peak	116.00	150	Horizontal	N/A
4**	5180.400	93.53	-2.70	--	93.53	AV	116.00	150	Horizontal	N/A
5	11962.825	50.04	0.88	74.0	-23.96	Peak	119.00	150	Horizontal	Pass
5**	11962.825	40.88	0.88	54.0	-13.12	AV	119.00	150	Horizontal	Pass
6	15863.513	52.98	0.85	74.0	-21.02	Peak	243.00	150	Horizontal	Pass
6**	15863.513	43.40	0.85	54.0	-10.60	AV	243.00	150	Horizontal	Pass

11a, Band III, 1 GHz to 18 GHz, Low channel, ANT V

No.	Frequency (MHz)	Results (dBuV/m)	Factor (dB)	Limit (dBuV/m)	Over Limit (dB)	Detector	Table (Degree)	Height (cm)	Antenna	Verdict
1	1328.400	44.71	-17.47	74.0	-29.29	Peak	66.00	150	Vertical	Pass
1**	1328.400	29.35	-17.47	54.0	-24.65	AV	66.00	150	Vertical	Pass
2	2783.400	42.81	-10.53	74.0	-31.19	Peak	132.00	150	Vertical	Pass
2**	2783.400	34.15	-10.53	54.0	-19.85	AV	132.00	150	Vertical	Pass
3	4090.600	46.84	-5.58	74.0	-27.16	Peak	149.00	150	Vertical	Pass
3**	4090.600	36.97	-5.58	54.0	-17.03	AV	149.00	150	Vertical	Pass
4	5179.800	101.02	-2.69	--	-210.98	Peak	312.00	150	Vertical	N/A
4**	5179.800	94.29	-2.69	--	94.29	AV	312.00	150	Vertical	N/A
5	11584.763	49.70	-0.31	74.0	-24.30	Peak	226.00	150	Vertical	Pass
5**	11584.763	39.79	-0.31	54.0	-14.21	AV	226.00	150	Vertical	Pass
6	15517.537	53.00	1.39	74.0	-21.00	Peak	0.00	150	Vertical	Pass
6**	15517.537	44.19	1.39	54.0	-9.81	AV	0.00	150	Vertical	Pass

11a, Band III, 1 GHz to 18 GHz, Middle channel, ANT H

No.	Frequency (MHz)	Results (dBuV/m)	Factor (dB)	Limit (dBuV/m)	Over Limit (dB)	Detector	Table (Degree)	Height (cm)	Antenna	Verdict
1	1328.400	40.52	-17.47	74.0	-33.48	Peak	176.00	150	Horizontal	Pass
1**	1328.400	29.12	-17.47	54.0	-24.88	AV	176.00	150	Horizontal	Pass
2	2775.800	42.76	-10.47	74.0	-31.24	Peak	216.00	150	Horizontal	Pass
2**	2775.800	34.08	-10.47	54.0	-19.92	AV	216.00	150	Horizontal	Pass
3	4053.600	46.23	-4.88	74.0	-27.77	Peak	21.00	150	Horizontal	Pass
3**	4053.600	37.49	-4.88	54.0	-16.51	AV	21.00	150	Horizontal	Pass
4	5220.000	100.89	-3.04	--	-55.11	Peak	156.00	150	Horizontal	N/A
4**	5220.000	94.59	-3.04	--	94.59	AV	156.00	150	Horizontal	N/A
5	11940.688	50.18	1.67	74.0	-23.82	Peak	265.00	150	Horizontal	Pass
5**	11940.688	40.95	1.67	54.0	-13.05	AV	265.00	150	Horizontal	Pass
6	15792.375	54.51	2.08	74.0	-19.49	Peak	336.00	150	Horizontal	Pass
6**	15792.375	44.41	2.08	54.0	-9.59	AV	336.00	150	Horizontal	Pass

11a, Band III, 1 GHz to 18 GHz, Middle channel, ANT V

No.	Frequency (MHz)	Results (dBuV/m)	Factor (dB)	Limit (dBuV/m)	Over Limit (dB)	Detector	Table (Degree)	Height (cm)	Antenna	Verdict
1	1330.600	46.78	-17.40	74.0	-27.22	Peak	52.00	150	Vertical	Pass
1**	1330.600	29.12	-17.40	54.0	-24.88	AV	52.00	150	Vertical	Pass
2	2840.100	43.54	-10.24	74.0	-30.46	Peak	249.00	150	Vertical	Pass
2**	2840.100	34.06	-10.24	54.0	-19.94	AV	249.00	150	Vertical	Pass
3	3960.600	47.13	-4.77	74.0	-26.87	Peak	241.00	150	Vertical	Pass
3**	3960.600	36.87	-4.77	54.0	-17.13	AV	241.00	150	Vertical	Pass
4	5216.400	100.35	-2.87	--	-214.65	Peak	315.00	150	Vertical	N/A
4**	5216.400	92.97	-2.87	--	92.97	AV	315.00	150	Vertical	N/A
5	11991.287	50.73	1.15	74.0	-23.27	Peak	139.00	150	Vertical	Pass
5**	11991.287	41.61	1.15	54.0	-12.39	AV	139.00	150	Vertical	Pass
6	15864.300	53.78	0.83	74.0	-20.22	Peak	30.00	150	Vertical	Pass
6**	15864.300	44.32	0.83	54.0	-9.68	AV	30.00	150	Vertical	Pass

11a, Band III, 1 GHz to 18 GHz, High channel, ANT H

No.	Frequency (MHz)	Results (dBuV/m)	Factor (dB)	Limit (dBuV/m)	Over Limit (dB)	Detector	Table (Degree)	Height (cm)	Antenna	Verdict
1	1329.200	39.92	-17.44	74.0	-34.08	Peak	156.00	150	Horizontal	Pass
1**	1329.200	30.36	-17.44	54.0	-23.64	AV	156.00	150	Horizontal	Pass
2	2733.300	43.16	-10.94	74.0	-30.84	Peak	84.00	150	Horizontal	Pass
2**	2733.300	32.73	-10.94	54.0	-21.27	AV	84.00	150	Horizontal	Pass
3	4062.200	46.73	-5.14	74.0	-27.27	Peak	0.00	150	Horizontal	Pass
3**	4062.200	37.90	-5.14	54.0	-16.10	AV	0.00	150	Horizontal	Pass
4	5241.200	101.05	-2.70	--	-76.95	Peak	178.00	150	Horizontal	N/A
4**	5241.200	94.98	-2.70	--	94.98	AV	178.00	150	Horizontal	N/A
5	11929.763	49.85	1.56	74.0	-24.15	Peak	85.00	150	Horizontal	Pass
5**	11929.763	41.52	1.56	54.0	-12.48	AV	85.00	150	Horizontal	Pass
6	15985.050	53.09	0.28	74.0	-20.91	Peak	360.00	150	Horizontal	Pass
6**	15985.050	44.52	0.28	54.0	-9.48	AV	360.00	150	Horizontal	Pass

11a, Band III, 1 GHz to 18 GHz, High channel, ANT V

No.	Frequency (MHz)	Results (dBuV/m)	Factor (dB)	Limit (dBuV/m)	Over Limit (dB)	Detector	Table (Degree)	Height (cm)	Antenna	Verdict
1	1330.300	43.13	-17.40	74.0	-30.87	Peak	45.00	150	Vertical	Pass
1**	1330.300	32.19	-17.40	54.0	-21.81	AV	45.00	150	Vertical	Pass
2	2810.300	43.36	-10.23	74.0	-30.64	Peak	103.00	150	Vertical	Pass
2**	2810.300	33.47	-10.23	54.0	-20.53	AV	103.00	150	Vertical	Pass
3	3886.000	47.27	-5.50	74.0	-26.73	Peak	314.00	150	Vertical	Pass
3**	3886.000	39.13	-5.50	54.0	-14.87	AV	314.00	150	Vertical	Pass
4	5239.600	100.39	-2.71	--	-213.61	Peak	314.00	150	Vertical	N/A
4**	5239.600	95.43	-2.71	--	95.43	AV	314.00	150	Vertical	N/A
5	11672.738	50.33	0.25	74.0	-23.67	Peak	282.00	150	Vertical	Pass
5**	11672.738	40.75	0.25	54.0	-13.25	AV	282.00	150	Vertical	Pass
6	15807.337	53.29	2.22	74.0	-20.71	Peak	337.00	150	Vertical	Pass
6**	15807.337	45.21	2.22	54.0	-8.79	AV	337.00	150	Vertical	Pass

11n20, Band III, 1 GHz to 18 GHz, Low channel, ANT H

No.	Frequency (MHz)	Results (dBuV/m)	Factor (dB)	Limit (dBuV/m)	Over Limit (dB)	Detector	Table (Degree)	Height (cm)	Antenna	Verdict
1	1328.900	40.79	-17.45	74.0	-33.21	Peak	108.00	150	Horizontal	Pass
1**	1328.900	32.45	-17.45	54.0	-21.55	AV	108.00	150	Horizontal	Pass
2	2735.000	42.91	-10.96	74.0	-31.09	Peak	84.00	150	Horizontal	Pass
2**	2735.000	33.57	-10.96	54.0	-20.43	AV	84.00	150	Horizontal	Pass
3	4301.000	47.90	-4.86	74.0	-26.10	Peak	360.00	150	Horizontal	Pass
3**	4301.000	38.85	-4.86	54.0	-15.15	AV	360.00	150	Horizontal	Pass
4	5260.400	101.18	-2.99	--	-17.82	Peak	119.00	150	Horizontal	N/A
4**	5260.400	92.98	-2.99	--	92.98	AV	119.00	150	Horizontal	N/A
5	12071.213	50.03	0.76	74.0	-23.97	Peak	270.00	150	Horizontal	Pass
5**	12071.213	40.95	0.76	54.0	-13.05	AV	270.00	150	Horizontal	Pass
6	15638.287	52.97	1.42	74.0	-21.03	Peak	0.00	150	Horizontal	Pass
6**	15638.287	44.52	1.42	54.0	-9.48	AV	0.00	150	Horizontal	Pass

11n20, Band III, 1 GHz to 18 GHz, Low channel, ANT V

No.	Frequency (MHz)	Results (dBuV/m)	Factor (dB)	Limit (dBuV/m)	Over Limit (dB)	Detector	Table (Degree)	Height (cm)	Antenna	Verdict
1	1328.400	43.08	-17.47	74.0	-30.92	Peak	43.00	150	Vertical	Pass
1**	1328.400	28.06	-17.47	54.0	-25.94	AV	43.00	150	Vertical	Pass
2	2740.100	43.10	-10.85	74.0	-30.90	Peak	330.00	150	Vertical	Pass
2**	2740.100	34.73	-10.85	54.0	-19.27	AV	330.00	150	Vertical	Pass
3	3951.800	47.32	-4.70	74.0	-26.68	Peak	279.00	150	Vertical	Pass
3**	3951.800	37.67	-4.70	54.0	-16.33	AV	279.00	150	Vertical	Pass
4	5258.000	100.49	-2.89	--	-164.51	Peak	265.00	150	Vertical	N/A
4**	5258.000	93.18	-2.89	--	93.18	AV	265.00	150	Vertical	N/A
5	12301.500	50.33	1.45	74.0	-23.67	Peak	360.00	150	Vertical	Pass
5**	12301.500	40.58	1.45	54.0	-13.42	AV	360.00	150	Vertical	Pass
6	15854.063	53.08	1.22	74.0	-20.92	Peak	244.00	150	Vertical	Pass
6**	15854.063	44.84	1.22	54.0	-9.16	AV	244.00	150	Vertical	Pass

11n20, Band III, 1 GHz to 18 GHz, Middle channel, ANT H

No.	Frequency (MHz)	Results (dBuV/m)	Factor (dB)	Limit (dBuV/m)	Over Limit (dB)	Detector	Table (Degree)	Height (cm)	Antenna	Verdict
1	1331.500	38.44	-17.41	74.0	-35.56	Peak	28.00	150	Horizontal	Pass
1**	1331.500	32.46	-17.41	54.0	-21.54	AV	28.00	150	Horizontal	Pass
2	2811.300	44.67	-10.17	74.0	-29.33	Peak	119.00	150	Horizontal	Pass
2**	2811.300	33.45	-10.17	54.0	-20.55	AV	119.00	150	Horizontal	Pass
3	4216.800	47.32	-5.15	74.0	-26.68	Peak	263.00	150	Horizontal	Pass
3**	4216.800	38.97	-5.15	54.0	-15.03	AV	263.00	150	Horizontal	Pass
4	5298.800	101.30	-3.28	--	-85.70	Peak	187.00	150	Horizontal	N/A
4**	5298.800	96.32	-3.28	--	96.32	AV	187.00	150	Horizontal	N/A
5	12113.188	50.43	0.56	74.0	-23.57	Peak	86.00	150	Horizontal	Pass
5**	12113.188	41.81	0.56	54.0	-12.19	AV	86.00	150	Horizontal	Pass
6	15857.212	53.56	1.08	74.0	-20.44	Peak	177.00	150	Horizontal	Pass
6**	15857.212	43.54	1.08	54.0	-10.46	AV	177.00	150	Horizontal	Pass

11n20, Band III, 1 GHz to 18 GHz, Middle channel, ANT V

No.	Frequency (MHz)	Results (dBuV/m)	Factor (dB)	Limit (dBuV/m)	Over Limit (dB)	Detector	Table (Degree)	Height (cm)	Antenna	Verdict
1	1328.800	43.41	-17.46	74.0	-30.59	Peak	0.00	150	Vertical	Pass
1**	1328.800	32.57	-17.46	54.0	-21.43	AV	0.00	150	Vertical	Pass
2	2771.900	43.78	-10.49	74.0	-30.22	Peak	253.00	150	Vertical	Pass
2**	2771.900	34.36	-10.49	54.0	-19.64	AV	253.00	150	Vertical	Pass
3	4211.000	46.95	-5.25	74.0	-27.05	Peak	176.00	150	Vertical	Pass
3**	4211.000	37.29	-5.25	54.0	-16.71	AV	176.00	150	Vertical	Pass
4	5299.200	99.76	-3.30	--	-201.24	Peak	301.00	150	Vertical	N/A
4**	5299.200	93.68	-3.30	--	93.68	AV	301.00	150	Vertical	N/A
5	11933.213	50.75	1.64	74.0	-23.25	Peak	248.00	150	Vertical	Pass
5**	11933.213	42.06	1.64	54.0	-11.94	AV	248.00	150	Vertical	Pass
6	15753.787	52.57	0.91	74.0	-21.43	Peak	275.00	150	Vertical	Pass
6**	15753.787	43.72	0.91	54.0	-10.28	AV	275.00	150	Vertical	Pass

11n20, Band III, 1 GHz to 18 GHz, High channel, ANT H

No.	Frequency (MHz)	Results (dBuV/m)	Factor (dB)	Limit (dBuV/m)	Over Limit (dB)	Detector	Table (Degree)	Height (cm)	Antenna	Verdict
1	1578.700	40.96	-17.52	74.0	-33.04	Peak	125.00	150	Horizontal	Pass
1**	1578.700	29.28	-17.52	54.0	-24.72	AV	125.00	150	Horizontal	Pass
2	2777.800	42.71	-10.42	74.0	-31.29	Peak	0.00	150	Horizontal	Pass
2**	2777.800	32.83	-10.42	54.0	-21.17	AV	0.00	150	Horizontal	Pass
3	4198.600	46.73	-4.92	74.0	-27.27	Peak	202.00	150	Horizontal	Pass
3**	4198.600	38.53	-4.92	54.0	-15.47	AV	202.00	150	Horizontal	Pass
4	5318.800	100.74	-2.78	--	-64.26	Peak	165.00	150	Horizontal	N/A
4**	5318.800	94.71	-2.78	--	94.71	AV	165.00	150	Horizontal	N/A
5	11653.474	50.07	-0.06	74.0	-23.93	Peak	269.00	150	Horizontal	Pass
5**	11653.474	41.10	-0.06	54.0	-12.90	AV	269.00	150	Horizontal	Pass
6	15616.362	54.01	1.03	74.0	-19.99	Peak	300.00	150	Horizontal	Pass
6**	15616.362	46.06	1.03	54.0	-7.94	AV	300.00	150	Horizontal	Pass

11n20, Band III, 1 GHz to 18 GHz, High channel, ANT V

No.	Frequency (MHz)	Results (dBuV/m)	Factor (dB)	Limit (dBuV/m)	Over Limit (dB)	Detector	Table (Degree)	Height (cm)	Antenna	Verdict
1	1330.600	44.99	-17.40	74.0	-29.01	Peak	12.00	150	Vertical	Pass
1**	1330.600	34.24	-17.40	54.0	-19.76	AV	12.00	150	Vertical	Pass
2	2752.400	42.96	-10.84	74.0	-31.04	Peak	5.00	150	Vertical	Pass
2**	2752.400	33.55	-10.84	54.0	-20.45	AV	5.00	150	Vertical	Pass
3	3991.000	46.23	-5.58	74.0	-27.77	Peak	339.00	150	Vertical	Pass
3**	3991.000	36.72	-5.58	54.0	-17.28	AV	339.00	150	Vertical	Pass
4	5318.400	100.60	-2.79	--	-200.40	Peak	301.00	150	Vertical	N/A
4**	5318.400	94.19	-2.79	--	94.19	AV	301.00	150	Vertical	N/A
5	11558.313	49.87	-0.44	74.0	-24.13	Peak	85.00	150	Vertical	Pass
5**	11558.313	40.71	-0.44	54.0	-13.29	AV	85.00	150	Vertical	Pass
6	15696.562	53.28	1.05	74.0	-20.72	Peak	50.00	150	Vertical	Pass
6**	15696.562	45.10	1.05	54.0	-8.90	AV	50.00	150	Vertical	Pass

11a, Band IV, 1 GHz to 18 GHz, Low channel, ANT H

No.	Frequency (MHz)	Results (dBuV/m)	Factor (dB)	Limit (dBuV/m)	Over Limit (dB)	Detector	Table (Degree)	Height (cm)	Antenna	Verdict
1	1571.700	40.46	-17.54	74.0	-33.54	Peak	133.00	150	Horizontal	Pass
1**	1571.700	28.96	-17.54	54.0	-25.04	AV	133.00	150	Horizontal	Pass
2	2788.900	42.77	-10.57	74.0	-31.23	Peak	166.00	150	Horizontal	Pass
2**	2788.900	32.92	-10.57	54.0	-21.08	AV	166.00	150	Horizontal	Pass
3	4277.400	47.45	-4.52	74.0	-26.55	Peak	323.00	150	Horizontal	Pass
3**	4277.400	38.40	-4.52	54.0	-15.60	AV	323.00	150	Horizontal	Pass
4	5501.000	104.07	-2.17	--	-218.93	Peak	323.00	150	Horizontal	N/A
4**	5501.000	97.52	-2.17	--	97.52	AV	323.00	150	Horizontal	N/A
5	11497.075	50.32	0.05	74.0	-23.68	Peak	318.00	150	Horizontal	Pass
5**	11497.075	42.25	0.05	54.0	-11.75	AV	318.00	150	Horizontal	Pass
6	16024.162	53.25	0.65	74.0	-20.75	Peak	344.00	150	Horizontal	Pass
6**	16024.162	43.50	0.65	54.0	-10.50	AV	344.00	150	Horizontal	Pass

11a, Band IV, 1 GHz to 18 GHz, Low channel, ANT V

No.	Frequency (MHz)	Results (dBuV/m)	Factor (dB)	Limit (dBuV/m)	Over Limit (dB)	Detector	Table (Degree)	Height (cm)	Antenna	Verdict
1	1330.000	44.93	-17.42	74.0	-29.07	Peak	69.00	150	Vertical	Pass
1**	1330.000	30.41	-17.42	54.0	-23.59	AV	69.00	150	Vertical	Pass
2	2808.000	43.19	-10.30	74.0	-30.81	Peak	210.00	150	Vertical	Pass
2**	2808.000	33.50	-10.30	54.0	-20.50	AV	210.00	150	Vertical	Pass
3	3960.400	47.03	-4.75	74.0	-26.97	Peak	127.00	150	Vertical	Pass
3**	3960.400	40.82	-4.75	54.0	-13.18	AV	127.00	150	Vertical	Pass
4	5499.200	102.71	-2.09	--	-160.29	Peak	263.00	150	Vertical	N/A
4**	5499.200	97.64	-2.09	--	97.64	AV	263.00	150	Vertical	N/A
5	12245.724	50.24	1.01	74.0	-23.76	Peak	360.00	150	Vertical	Pass
5**	12245.724	40.92	1.01	54.0	-13.08	AV	360.00	150	Vertical	Pass
6	15868.237	53.20	0.69	74.0	-20.80	Peak	182.00	150	Vertical	Pass
6**	15868.237	43.83	0.69	54.0	-10.17	AV	182.00	150	Vertical	Pass

11a, Band IV, 1 GHz to 18 GHz, Middle channel, ANT H

No.	Frequency (MHz)	Results (dBuV/m)	Factor (dB)	Limit (dBuV/m)	Over Limit (dB)	Detector	Table (Degree)	Height (cm)	Antenna	Verdict
1	1578.000	41.16	-17.52	74.0	-32.84	Peak	159.00	150	Horizontal	Pass
1**	1578.000	31.66	-17.52	54.0	-22.34	AV	159.00	150	Horizontal	Pass
2	2850.800	42.76	-10.30	74.0	-31.24	Peak	339.00	150	Horizontal	Pass
2**	2850.800	33.30	-10.30	54.0	-20.70	AV	339.00	150	Horizontal	Pass
3	4057.800	47.41	-4.88	74.0	-26.59	Peak	5.00	150	Horizontal	Pass
3**	4057.800	38.10	-4.88	54.0	-15.90	AV	5.00	150	Horizontal	Pass
4	5580.400	103.29	-2.24	--	-79.71	Peak	183.00	150	Horizontal	N/A
4**	5580.400	96.86	-2.24	--	96.86	AV	183.00	150	Horizontal	N/A
5	11938.962	50.41	1.69	74.0	-23.59	Peak	212.00	150	Horizontal	Pass
5**	11938.962	42.19	1.69	54.0	-11.81	AV	212.00	150	Horizontal	Pass
6	15622.537	53.39	1.68	74.0	-20.61	Peak	53.00	150	Horizontal	Pass
6**	15622.537	43.56	1.68	54.0	-10.44	AV	53.00	150	Horizontal	Pass

11a, Band IV, 1 GHz to 18 GHz, Middle channel, ANT V

No.	Frequency (MHz)	Results (dBuV/m)	Factor (dB)	Limit (dBuV/m)	Over Limit (dB)	Detector	Table (Degree)	Height (cm)	Antenna	Verdict
1	1328.000	45.04	-17.49	74.0	-28.96	Peak	53.00	150	Vertical	Pass
1**	1328.000	29.63	-17.49	54.0	-24.37	AV	53.00	150	Vertical	Pass
2	2849.900	49.13	-10.28	74.0	-24.87	Peak	118.00	150	Vertical	Pass
2**	2849.900	33.38	-10.28	54.0	-20.62	AV	118.00	150	Vertical	Pass
3	4057.600	47.70	-4.88	74.0	-26.30	Peak	360.00	150	Vertical	Pass
3**	4057.600	39.17	-4.88	54.0	-14.83	AV	360.00	150	Vertical	Pass
4	5578.600	103.32	-2.15	--	-124.68	Peak	228.00	150	Vertical	N/A
4**	5578.600	96.31	-2.15	--	96.31	AV	228.00	150	Vertical	N/A
5	11933.213	49.88	1.64	74.0	-24.12	Peak	178.00	150	Vertical	Pass
5**	11933.213	40.85	1.64	54.0	-13.15	AV	178.00	150	Vertical	Pass
6	15922.511	53.99	1.71	74.0	-20.01	Peak	323.00	150	Vertical	Pass
6**	15922.511	44.16	1.71	54.0	-9.84	AV	323.00	150	Vertical	Pass

11a, Band IV, 1 GHz to 18 GHz, High channel, ANT H

No.	Frequency (MHz)	Results (dBuV/m)	Factor (dB)	Limit (dBuV/m)	Over Limit (dB)	Detector	Table (Degree)	Height (cm)	Antenna	Verdict
1	1328.000	42.41	-17.49	74.0	-31.59	Peak	131.00	150	Horizontal	Pass
1**	1328.000	27.53	-17.49	54.0	-26.47	AV	131.00	150	Horizontal	Pass
2	2780.800	42.17	-10.41	74.0	-31.83	Peak	115.00	150	Horizontal	Pass
2**	2780.800	33.89	-10.41	54.0	-20.11	AV	115.00	150	Horizontal	Pass
3	4180.600	47.05	-5.13	74.0	-26.95	Peak	301.00	150	Horizontal	Pass
3**	4180.600	37.03	-5.13	54.0	-16.97	AV	301.00	150	Horizontal	Pass
4	5699.200	99.52	-2.03	--	-251.48	Peak	351.00	150	Horizontal	N/A
4**	5699.200	93.52	-2.03	--	93.52	AV	351.00	150	Horizontal	N/A
5	11984.963	50.25	0.99	74.0	-23.75	Peak	247.00	150	Horizontal	Pass
5**	11984.963	40.86	0.99	54.0	-13.14	AV	247.00	150	Horizontal	Pass
6	15872.437	53.53	0.51	74.0	-20.47	Peak	343.00	150	Horizontal	Pass
6**	15872.437	43.72	0.51	54.0	-10.28	AV	343.00	150	Horizontal	Pass

11a, Band IV, 1 GHz to 18 GHz, High channel, ANT V

No.	Frequency (MHz)	Results (dBuV/m)	Factor (dB)	Limit (dBuV/m)	Over Limit (dB)	Detector	Table (Degree)	Height (cm)	Antenna	Verdict
1	1328.500	44.74	-17.47	74.0	-29.26	Peak	71.00	150	Vertical	Pass
1**	1328.500	29.69	-17.47	54.0	-24.31	AV	71.00	150	Vertical	Pass
2	2779.000	43.26	-10.43	74.0	-30.74	Peak	36.00	150	Vertical	Pass
2**	2779.000	34.31	-10.43	54.0	-19.69	AV	36.00	150	Vertical	Pass
3	3800.200	46.38	-5.73	74.0	-27.62	Peak	88.00	150	Vertical	Pass
3**	3800.200	42.38	-5.73	54.0	-11.62	AV	88.00	150	Vertical	Pass
4	5699.200	99.37	-2.03	--	-163.63	Peak	263.00	150	Vertical	N/A
4**	5699.200	92.98	-2.03	--	92.98	AV	263.00	150	Vertical	N/A
5	12283.675	50.44	1.78	74.0	-23.56	Peak	230.00	150	Vertical	Pass
5**	12283.675	40.73	1.78	54.0	-13.27	AV	230.00	150	Vertical	Pass
6	15622.799	52.74	1.68	74.0	-21.26	Peak	260.00	150	Vertical	Pass
6**	15622.799	44.04	1.68	54.0	-9.96	AV	260.00	150	Vertical	Pass

11n20, Band IV, 1 GHz to 18 GHz, Low channel, ANT H

No.	Frequency (MHz)	Results (dBuV/m)	Factor (dB)	Limit (dBuV/m)	Over Limit (dB)	Detector	Table (Degree)	Height (cm)	Antenna	Verdict
1	1588.600	40.05	-17.51	74.0	-33.95	Peak	139.00	150	Horizontal	Pass
1**	1588.600	29.10	-17.51	54.0	-24.90	AV	139.00	150	Horizontal	Pass
2	2783.800	42.73	-10.57	74.0	-31.27	Peak	300.00	150	Horizontal	Pass
2**	2783.800	34.26	-10.57	54.0	-19.74	AV	300.00	150	Horizontal	Pass
3	4003.600	46.55	-5.25	74.0	-27.45	Peak	33.00	150	Horizontal	Pass
3**	4003.600	38.54	-5.25	54.0	-15.46	AV	33.00	150	Horizontal	Pass
4	5740.400	102.20	-2.32	--	-248.80	Peak	351.00	150	Horizontal	N/A
4**	5740.400	94.73	-2.32	--	94.73	AV	351.00	150	Horizontal	N/A
5	11951.037	50.30	1.35	74.0	-23.70	Peak	14.00	150	Horizontal	Pass
5**	11951.037	41.20	1.35	54.0	-12.80	AV	14.00	150	Horizontal	Pass
6	15528.825	52.87	1.18	74.0	-21.13	Peak	54.00	150	Horizontal	Pass
6**	15528.825	44.55	1.18	54.0	-9.45	AV	54.00	150	Horizontal	Pass

11n20, Band IV, 1 GHz to 18 GHz, Low channel, ANT V

No.	Frequency (MHz)	Results (dBuV/m)	Factor (dB)	Limit (dBuV/m)	Over Limit (dB)	Detector	Table (Degree)	Height (cm)	Antenna	Verdict
1	1328.200	43.15	-17.48	74.0	-30.85	Peak	52.00	150	Vertical	Pass
1**	1328.200	29.94	-17.48	54.0	-24.06	AV	52.00	150	Vertical	Pass
2	2781.200	43.71	-10.40	74.0	-30.29	Peak	20.00	150	Vertical	Pass
2**	2781.200	34.51	-10.40	54.0	-19.49	AV	20.00	150	Vertical	Pass
3	4001.400	46.93	-5.23	74.0	-27.07	Peak	0.00	150	Vertical	Pass
3**	4001.400	38.02	-5.23	54.0	-15.98	AV	0.00	150	Vertical	Pass
4	5744.200	102.07	-2.31	--	-159.93	Peak	262.00	150	Vertical	N/A
4**	5744.200	95.78	-2.31	--	95.78	AV	262.00	150	Vertical	N/A
5	12028.662	50.32	0.79	74.0	-23.68	Peak	124.00	150	Vertical	Pass
5**	12028.662	41.58	0.79	54.0	-12.42	AV	124.00	150	Vertical	Pass
6	15787.125	52.99	1.89	74.0	-21.01	Peak	0.00	150	Vertical	Pass
6**	15787.125	44.30	1.89	54.0	-9.70	AV	0.00	150	Vertical	Pass

11n20, Band IV, 1 GHz to 18 GHz, Middle channel, ANT H

No.	Frequency (MHz)	Results (dBuV/m)	Factor (dB)	Limit (dBuV/m)	Over Limit (dB)	Detector	Table (Degree)	Height (cm)	Antenna	Verdict
1	1037.000	41.04	-18.13	74.0	-32.96	Peak	70.00	150	Horizontal	Pass
1**	1037.000	35.08	-18.13	54.0	-18.92	AV	70.00	150	Horizontal	Pass
2	2825.600	42.45	-10.28	74.0	-31.55	Peak	316.00	150	Horizontal	Pass
2**	2825.600	33.46	-10.28	54.0	-20.54	AV	316.00	150	Horizontal	Pass
3	3841.800	45.82	-5.02	74.0	-28.18	Peak	72.00	150	Horizontal	Pass
3**	3841.800	36.24	-5.02	54.0	-17.76	AV	72.00	150	Horizontal	Pass
4	5782.200	101.37	-2.15	--	-237.63	Peak	339.00	150	Horizontal	N/A
4**	5782.200	94.85	-2.15	--	94.85	AV	339.00	150	Horizontal	N/A
5	11945.575	50.98	1.52	74.0	-23.02	Peak	339.00	150	Horizontal	Pass
5**	11945.575	40.98	1.52	54.0	-13.02	AV	339.00	150	Horizontal	Pass
6	15633.299	53.53	1.60	74.0	-20.47	Peak	323.00	150	Horizontal	Pass
6**	15633.299	44.46	1.60	54.0	-9.54	AV	323.00	150	Horizontal	Pass

11n20, Band IV, 1 GHz to 18 GHz, Middle channel, ANT V

No.	Frequency (MHz)	Results (dBuV/m)	Factor (dB)	Limit (dBuV/m)	Over Limit (dB)	Detector	Table (Degree)	Height (cm)	Antenna	Verdict
1	1330.200	43.65	-17.41	74.0	-30.35	Peak	117.00	150	Vertical	Pass
1**	1330.200	29.01	-17.41	54.0	-24.99	AV	117.00	150	Vertical	Pass
2	2775.600	42.51	-10.48	74.0	-31.49	Peak	0.00	150	Vertical	Pass
2**	2775.600	33.61	-10.48	54.0	-20.39	AV	0.00	150	Vertical	Pass
3	3857.000	46.70	-5.87	74.0	-27.30	Peak	48.00	150	Vertical	Pass
3**	3857.000	41.94	-5.87	54.0	-12.06	AV	48.00	150	Vertical	Pass
4	5784.200	102.10	-2.31	--	-160.90	Peak	263.00	150	Vertical	N/A
4**	5784.200	95.18	-2.31	--	95.18	AV	263.00	150	Vertical	N/A
5	11941.262	50.33	1.65	74.0	-23.67	Peak	272.00	150	Vertical	Pass
5**	11941.262	41.56	1.65	54.0	-12.44	AV	272.00	150	Vertical	Pass
6	15607.312	53.12	1.17	74.0	-20.88	Peak	222.00	150	Vertical	Pass
6**	15607.312	44.00	1.17	54.0	-10.00	AV	222.00	150	Vertical	Pass

11n20, Band IV, 1 GHz to 18 GHz, High channel, ANT H

No.	Frequency (MHz)	Results (dBuV/m)	Factor (dB)	Limit (dBuV/m)	Over Limit (dB)	Detector	Table (Degree)	Height (cm)	Antenna	Verdict
1	1330.600	39.64	-17.40	74.0	-34.36	Peak	133.00	150	Horizontal	Pass
1**	1330.600	28.41	-17.40	54.0	-25.59	AV	133.00	150	Horizontal	Pass
2	2775.500	42.93	-10.48	74.0	-31.07	Peak	335.00	150	Horizontal	Pass
2**	2775.500	33.50	-10.48	54.0	-20.50	AV	335.00	150	Horizontal	Pass
3	3925.600	46.29	-5.42	74.0	-27.71	Peak	327.00	150	Horizontal	Pass
3**	3925.600	37.37	-5.42	54.0	-16.63	AV	327.00	150	Horizontal	Pass
4	5825.200	92.09	-2.38	--	-56.91	Peak	149.00	150	Horizontal	N/A
4**	5825.200	84.33	-2.38	--	84.33	AV	149.00	150	Horizontal	N/A
5	12272.750	51.03	1.54	74.0	-22.97	Peak	14.00	150	Horizontal	Pass
5**	12272.750	42.53	1.54	54.0	-11.47	AV	14.00	150	Horizontal	Pass
6	15625.425	53.44	1.72	74.0	-20.56	Peak	54.00	150	Horizontal	Pass
6**	15625.425	44.50	1.72	54.0	-9.50	AV	54.00	150	Horizontal	Pass

11n20, Band IV, 1 GHz to 18 GHz, High channel, ANT V

No.	Frequency (MHz)	Results (dBuV/m)	Factor (dB)	Limit (dBuV/m)	Over Limit (dB)	Detector	Table (Degree)	Height (cm)	Antenna	Verdict
1	1329.200	43.80	-17.44	74.0	-30.20	Peak	44.00	150	Vertical	Pass
1**	1329.200	33.33	-17.44	54.0	-20.67	AV	44.00	150	Vertical	Pass
2	2810.000	42.74	-10.25	74.0	-31.26	Peak	253.00	150	Vertical	Pass
2**	2810.000	33.34	-10.25	54.0	-20.66	AV	253.00	150	Vertical	Pass
3	3883.200	47.20	-5.52	74.0	-26.80	Peak	61.00	150	Vertical	Pass
3**	3883.200	41.47	-5.52	54.0	-12.53	AV	61.00	150	Vertical	Pass
4	5824.200	92.65	-2.40	--	-170.35	Peak	263.00	150	Vertical	N/A
4**	5824.200	85.83	-2.40	--	85.83	AV	263.00	150	Vertical	N/A
5	11907.338	49.99	1.57	74.0	-24.01	Peak	104.00	150	Vertical	Pass
5**	11907.338	41.06	1.57	54.0	-12.94	AV	104.00	150	Vertical	Pass
6	15774.262	54.12	1.24	74.0	-19.88	Peak	0.00	150	Vertical	Pass
6**	15774.262	44.34	1.24	54.0	-9.66	AV	0.00	150	Vertical	Pass

A.6.2 Band Edge (Restricted-band)

Test Band	Mode	Channel	Verdict
Band I	802.11a	Low	Pass
		High	Pass
	802.11n(HT20)	Low	Pass
		High	Pass
Band II	802.11a	Low	Pass
		High	Pass
	802.11n(HT20)	Low	Pass
		High	Pass
Band III	802.11a	Low	Pass
		High	Pass
	802.11n(HT20)	Low	Pass
		High	Pass
Band IV	802.11a	Low	Pass
		High	Pass
	802.11n(HT20)	Low	Pass
		High	Pass

Test Plots

iM3

Band I 11a CH36 Peak

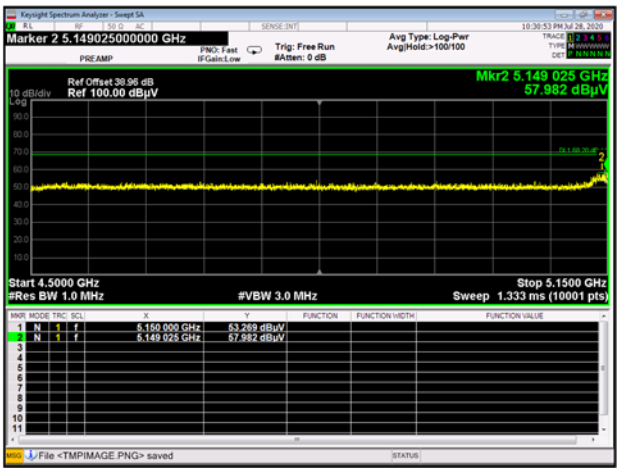

Band I 11a CH36 AV

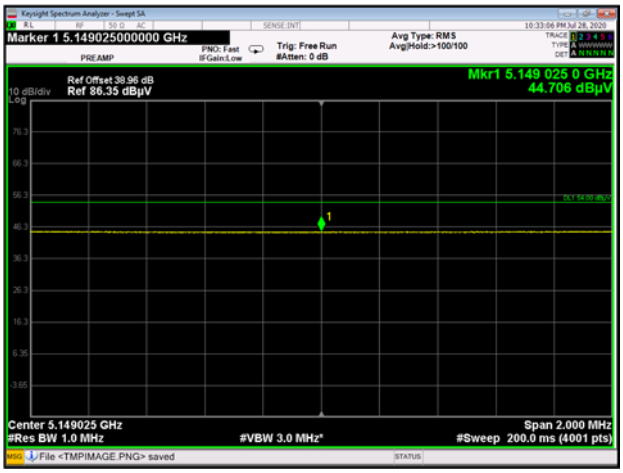

Band I 11a CH48 Peak

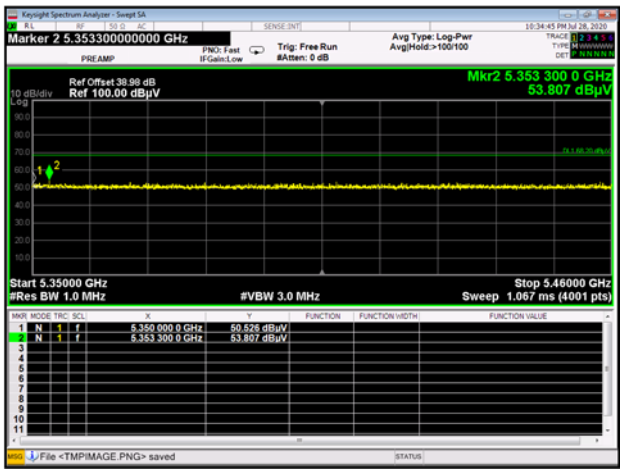

Band I 11n20 CH36 Peak

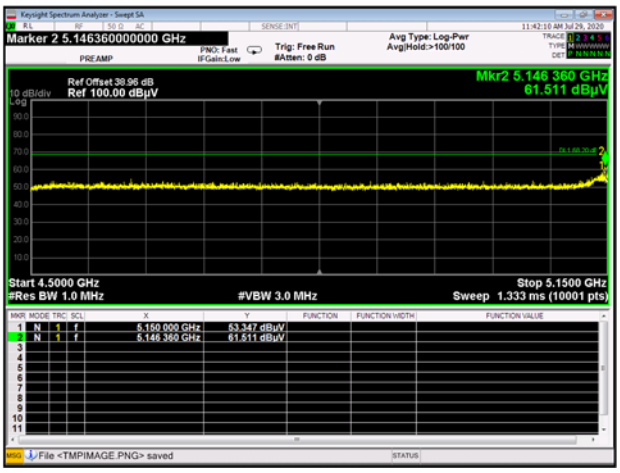

Band I 11n20 CH36 AV

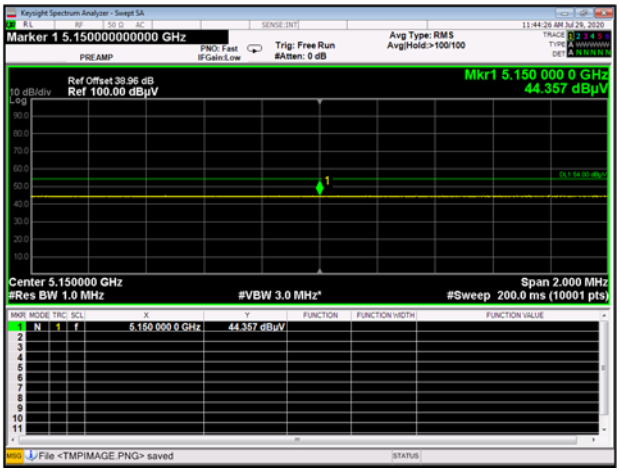

Band I 11n20 CH36 AV

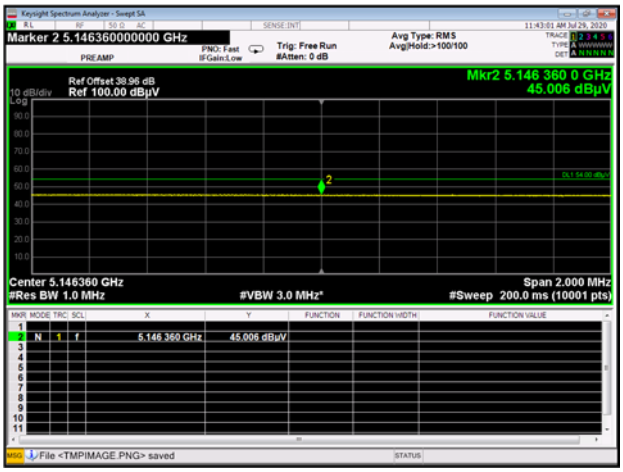

Band I 11n20 CH48 Peak

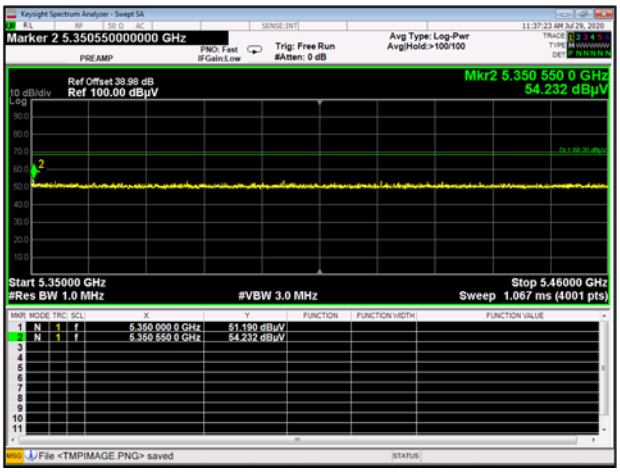

Band I 11n20 CH48 AV

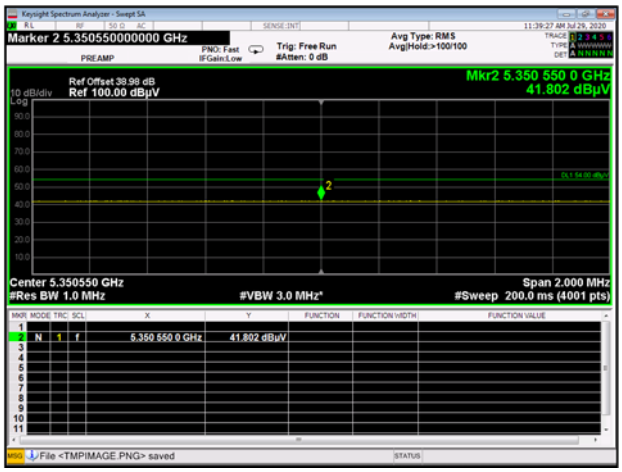

Band II 11a CH52 Peak

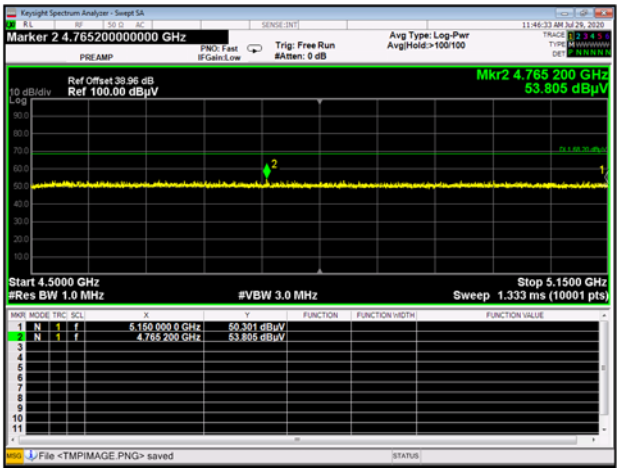

Band II 11a CH64 Peak

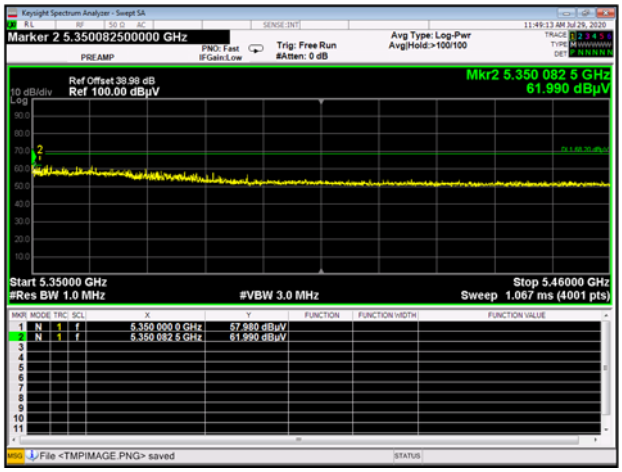

Band II 11a CH64 AV

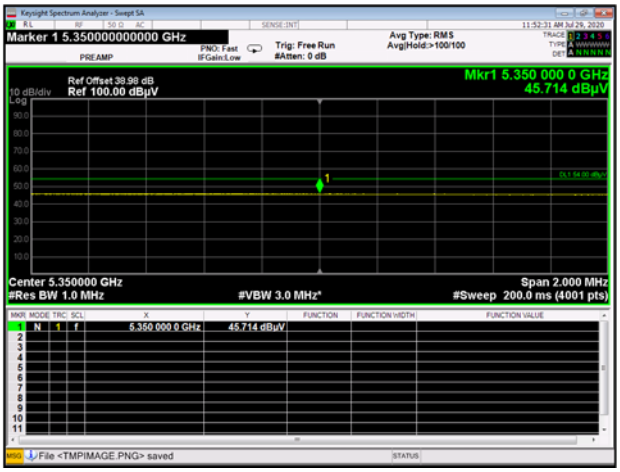

Band II 11a CH64 AV

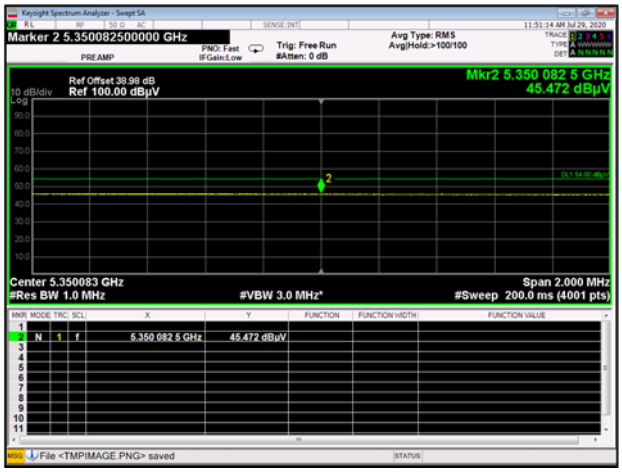

Band II 11n20 CH52 Peak

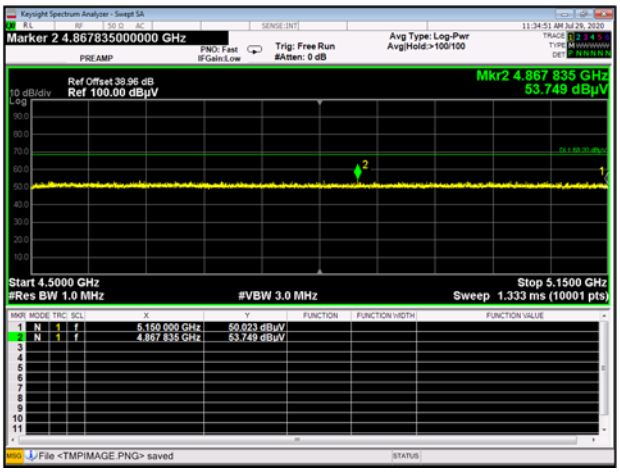

Band II 11n20 CH64 Peak

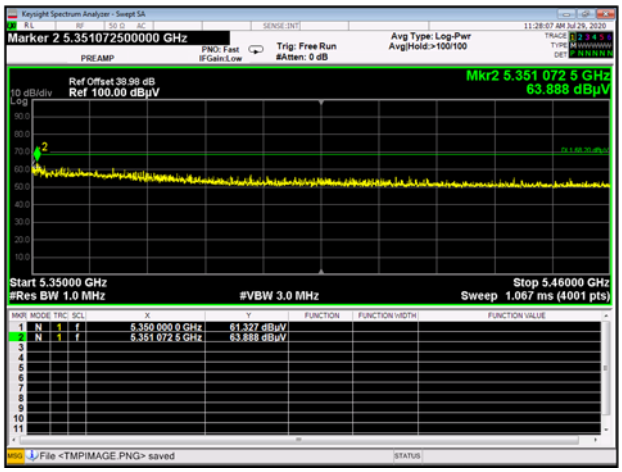

Band II 11n20 CH64 AV

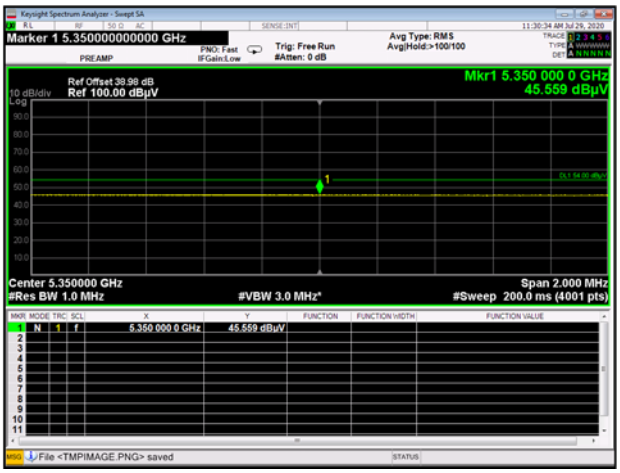

Band II 11n20 CH64 AV

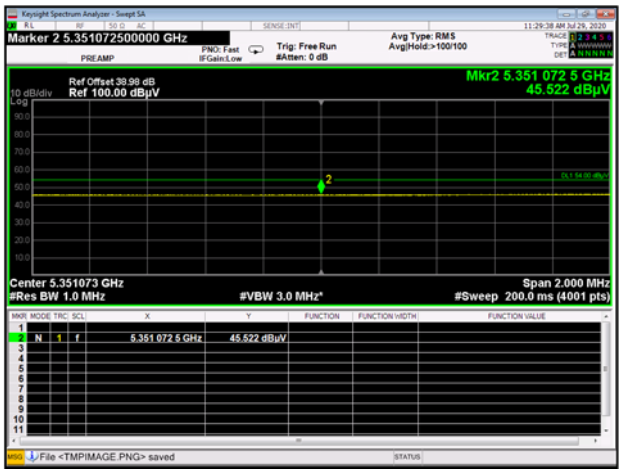

Band III 11a CH100 Peak

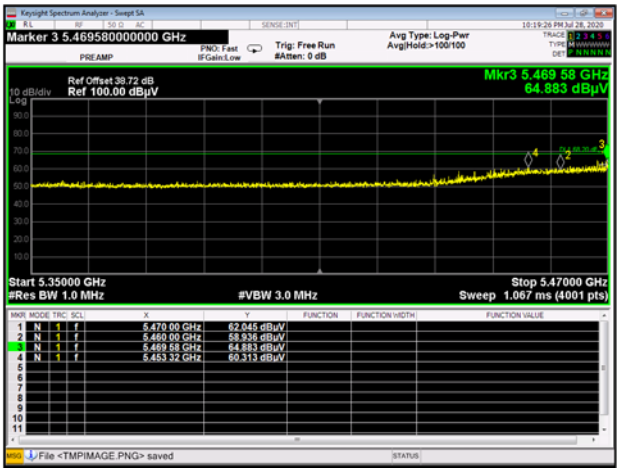

Band III 11a CH140 Peak

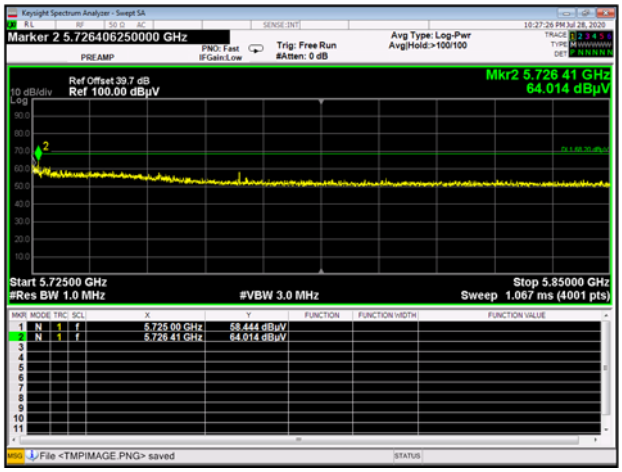

Band III 11a CH100 AV

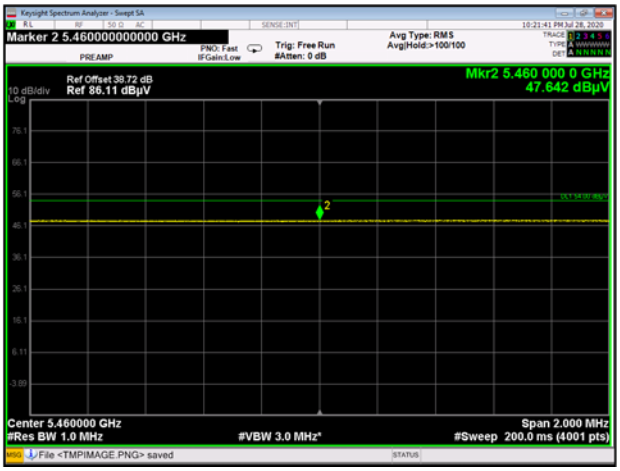

Band III 11a CH100 AV

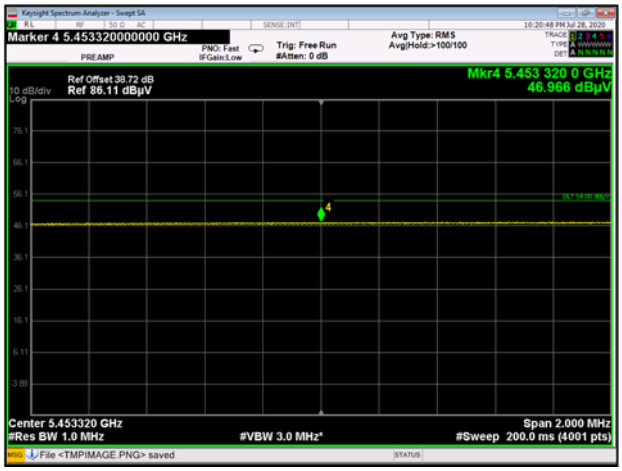

Band III 11n20 CH100 Peak

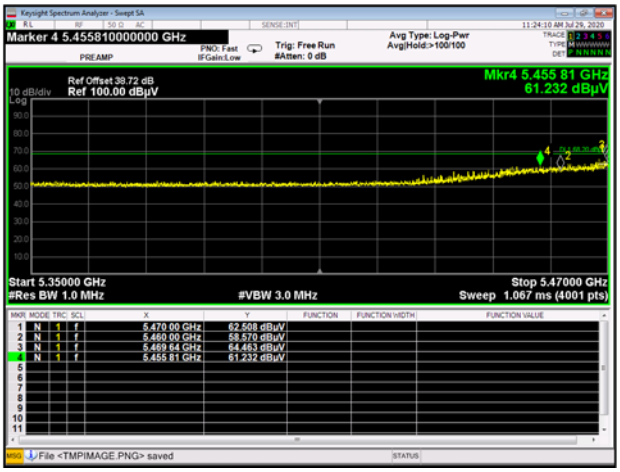

Band III 11n20 CH100 AV

Band III 11n20 CH140 Peak

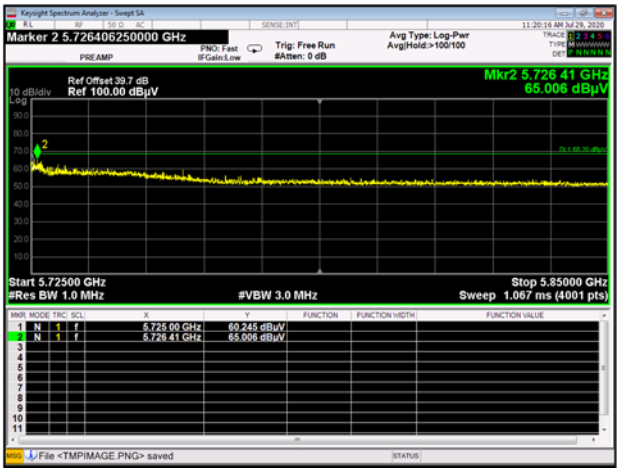

Band IV 11a CH149 Peak

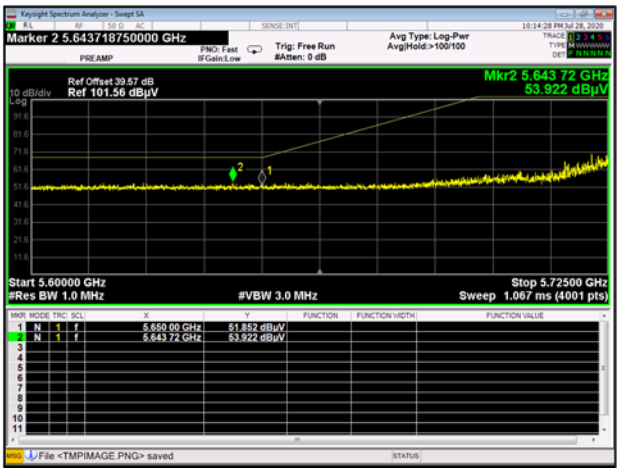

Band IV 11a CH165 Peak

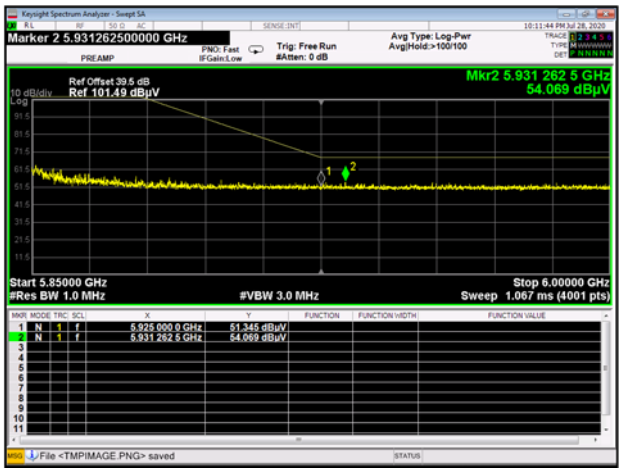

Band IV 11n20 CH149 Peak

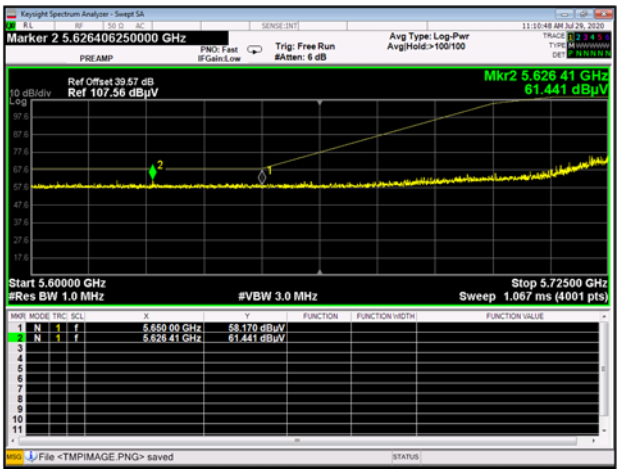

Band IV 11n20 CH165 Peak

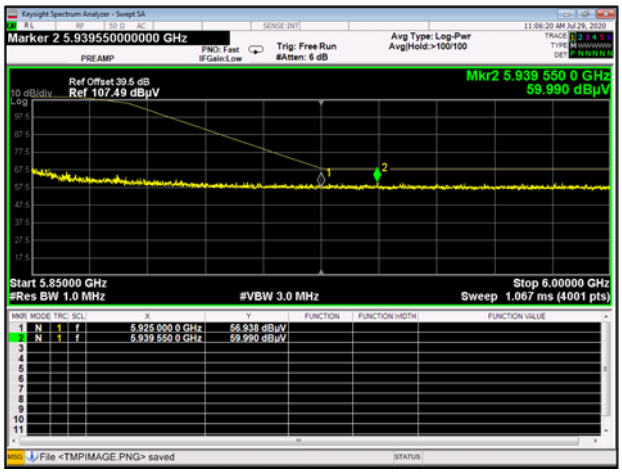

iM50/iM60/iM70/iM80

Band I 11a CH36 Peak

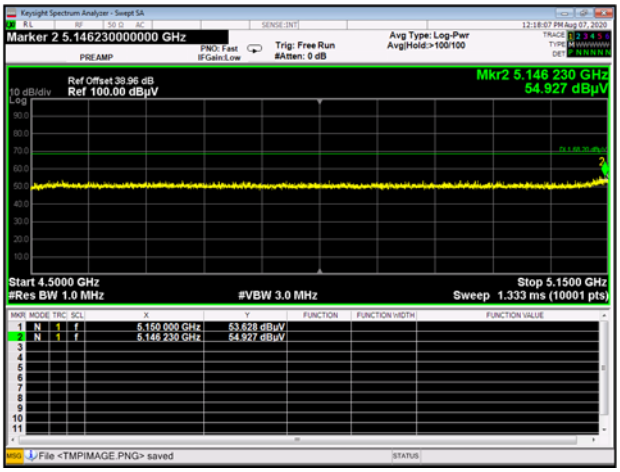

Band I 11a CH36 AV

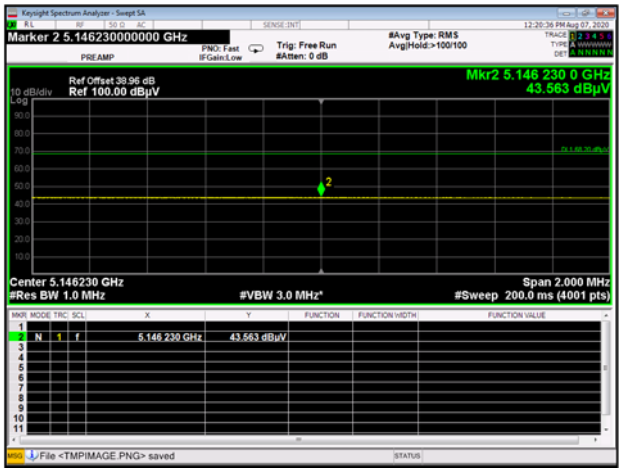

Band I 11a CH48 Peak

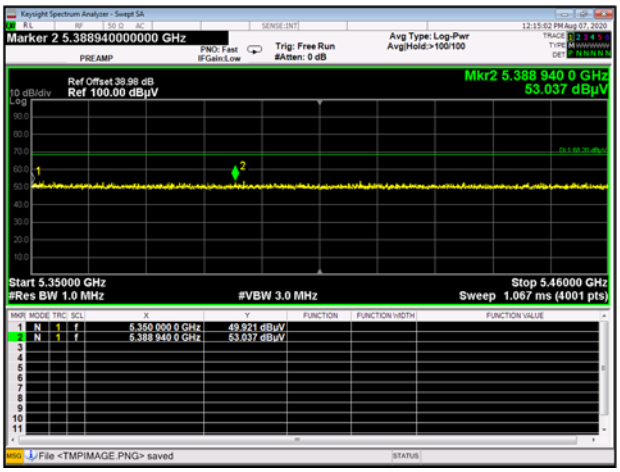

Band I 11n20 CH36 Peak

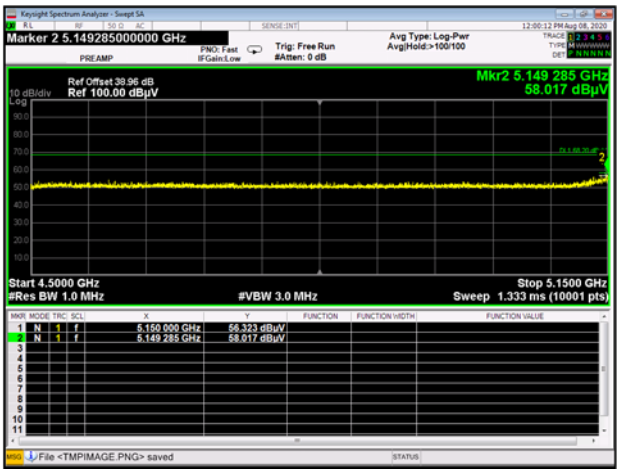

Band I 11n20 CH48 Peak

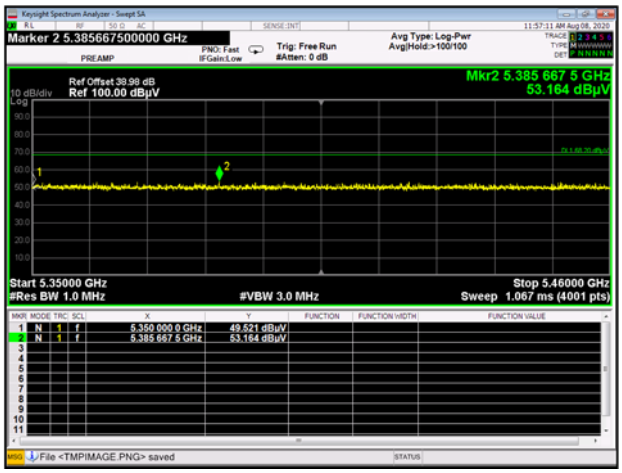

Band I 11n20 CH36 AV

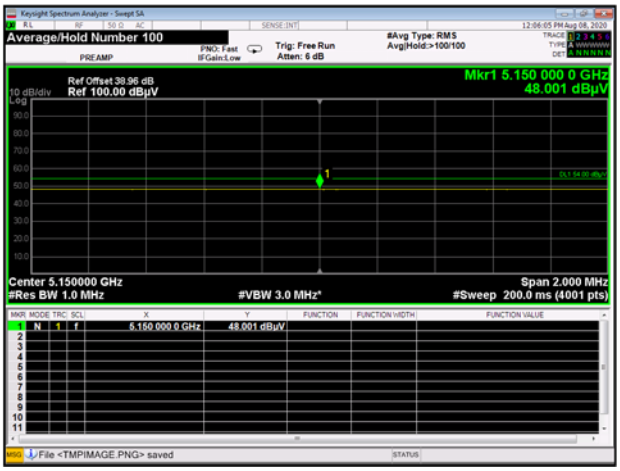

Band I 11n20 CH36 AV

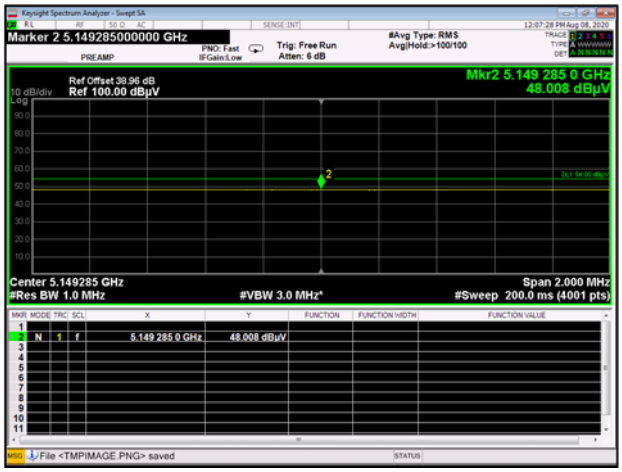

Band II 11a CH52 Peak

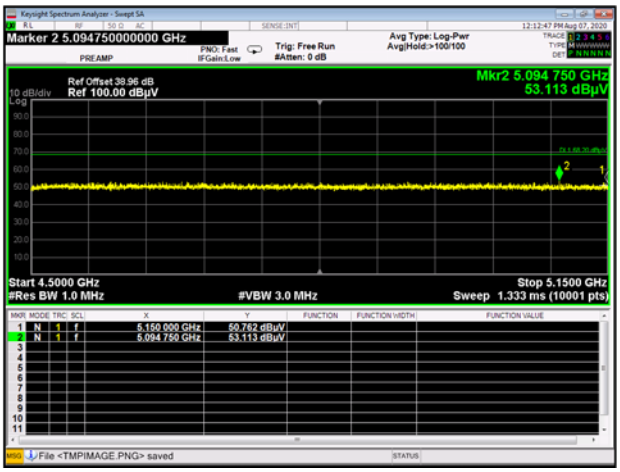

Band II 11a CH64 Peak

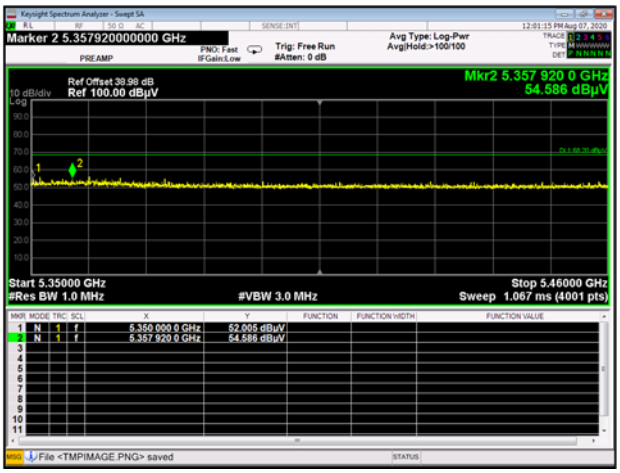

Band II 11a CH64 AV

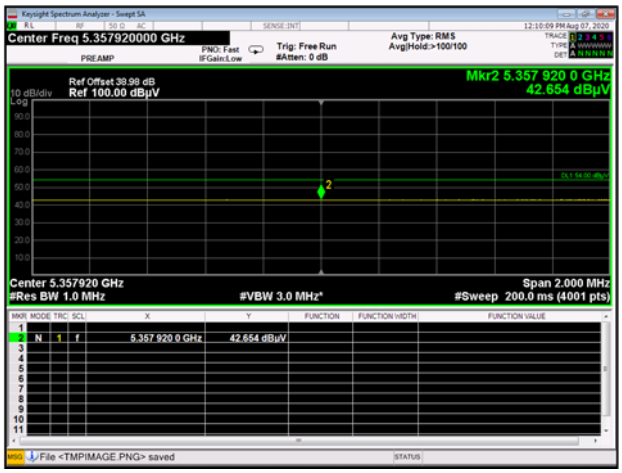

Band II 11n20 CH52 Peak

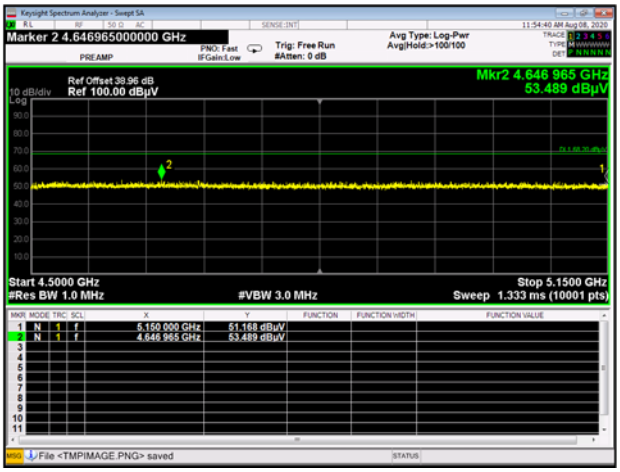

Band II 11n20 CH64 Peak

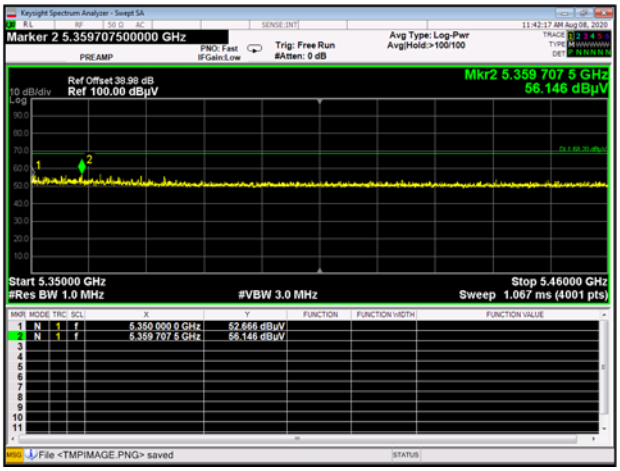

Band II 11n20 CH64 AV

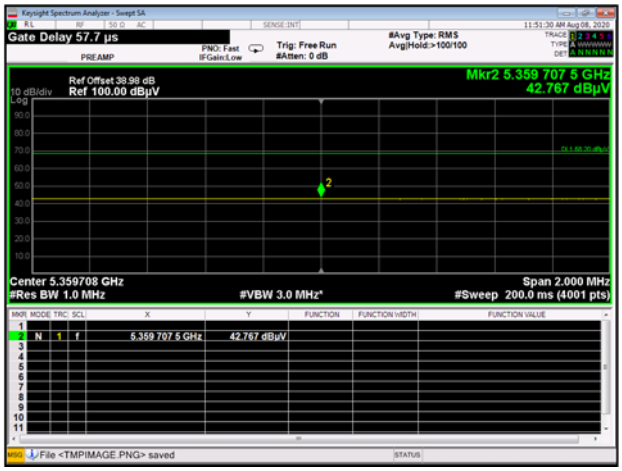

Band III 11a CH100 Peak

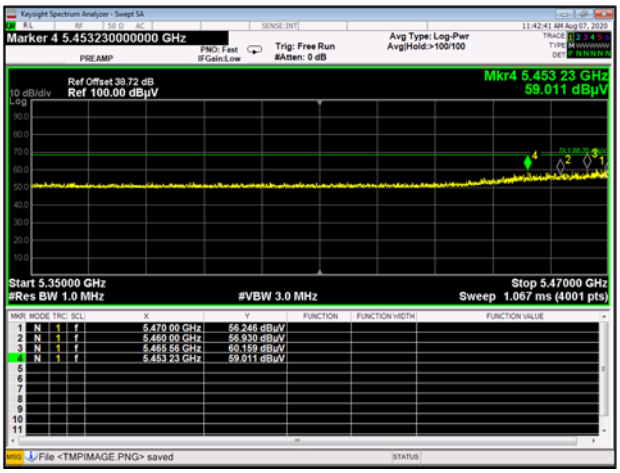

Band III 11a CH140 Peak

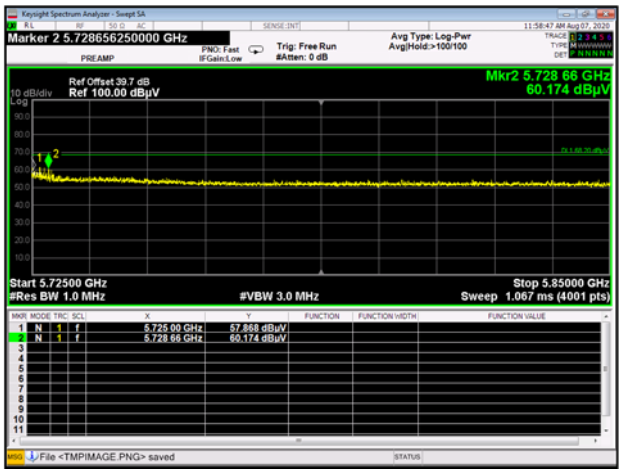

Band III 11a CH100 AV

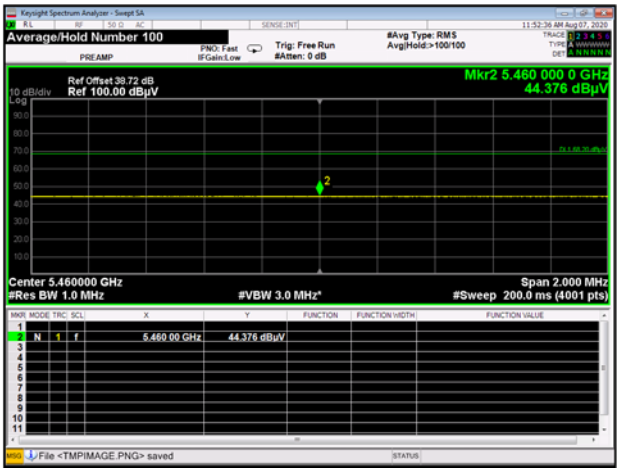

Band III 11a CH100 AV

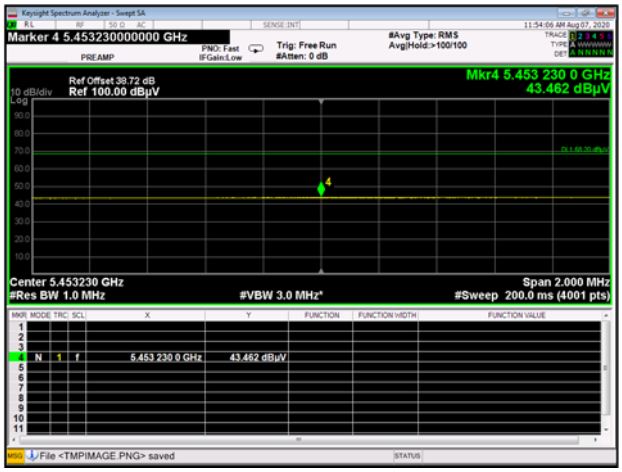

Band III 11n20 CH100 Peak

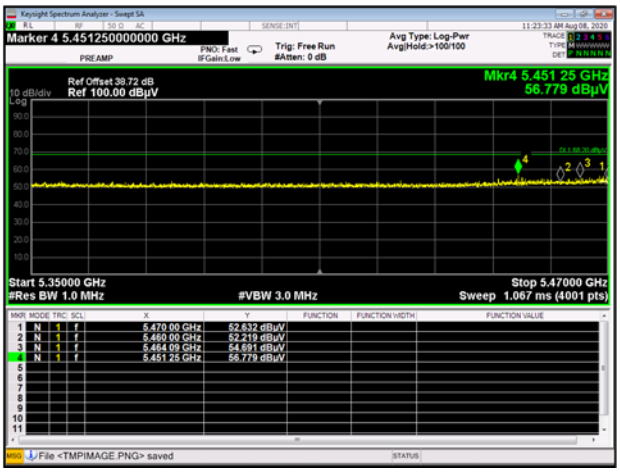

Band III 11n20 CH100 AV

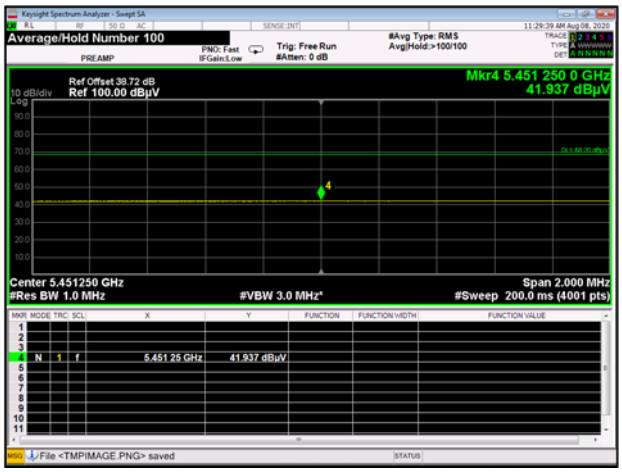

Band III 11n20 CH140 Peak

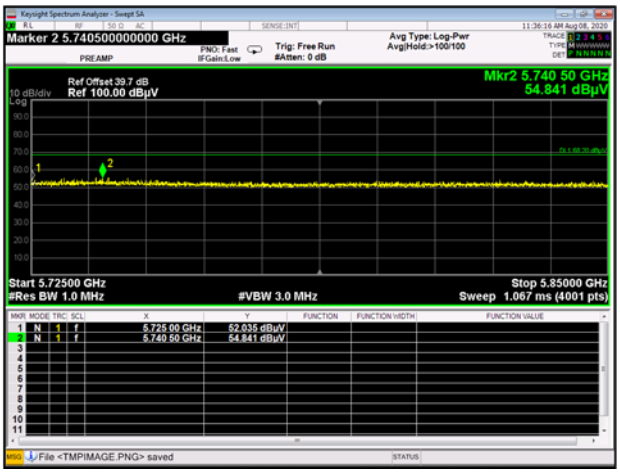

Band IV 11a CH149 Peak

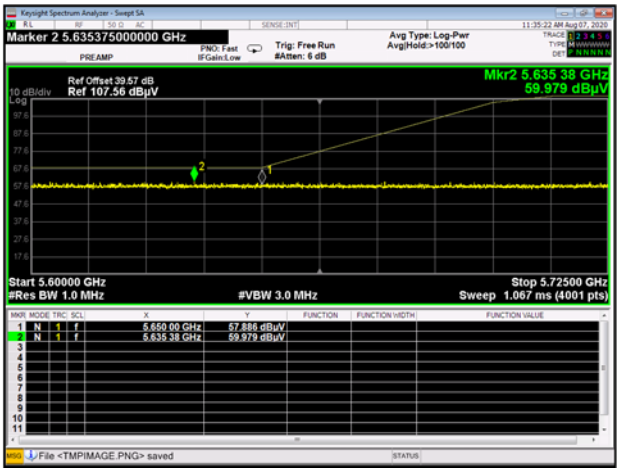

Band IV 11a CH165 Peak

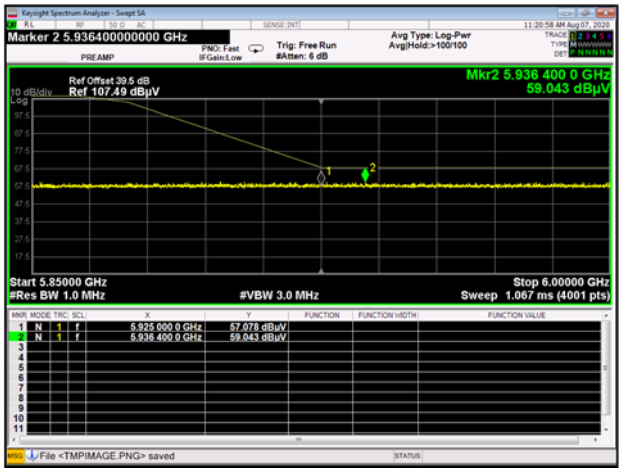

Band IV 11n20 CH149 Peak

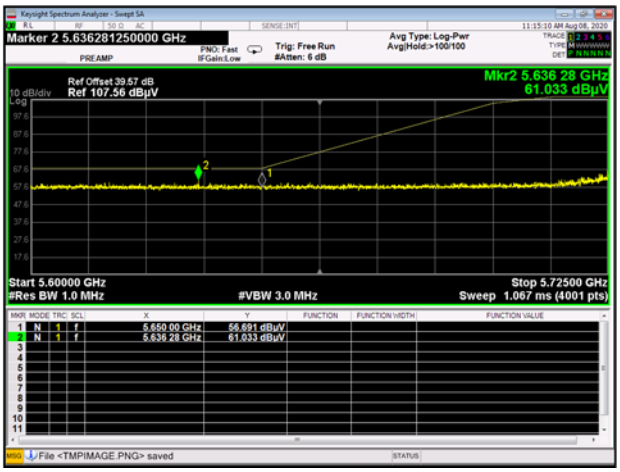

Band IV 11n20 CH165 Peak

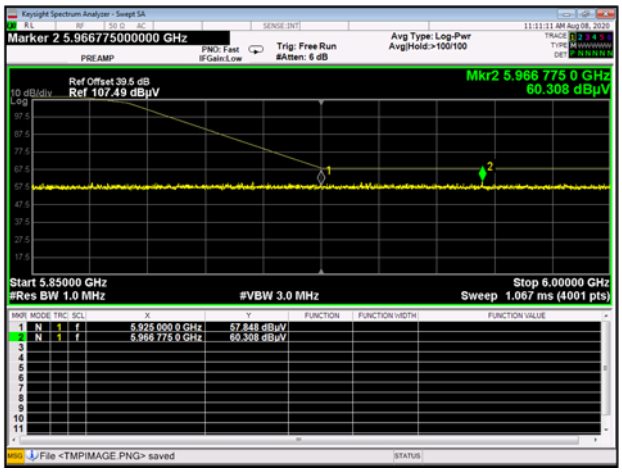

ANNEX B TEST SETUP PHOTOS

Please refer the document “BL-SZ2070533-AR.PDF”.

ANNEX C EUT EXTERNAL PHOTOS

Please refer the document “BL-SZ2070533-AW.PDF”.

ANNEX D EUT INTERNAL PHOTOS

Please refer the document “BL-SZ2070533-AI.PDF”.

--END OF REPORT--