APPENDIX A: TEST DATA

Liquid Level Photo

Tissue HSL835MHz D=151mm

Tissue MSL835MHz D=155mm



Tissue HSL1900MHz D=155mm

Tissue MSL1900MHz D=150mm

Date/Time: 2006/7/7 14:25:56

Test Laboratory: Advance Data Technology

Right Head-Cheek-GSM850-CH128-Mode 1

DUT: Dual Band GSM GPRS Mobile Phone ; Type: M19 ; Test Frequency: 824.2 MHz

Communication System: PCS 850 ; Frequency: 824.2 MHz ; Duty Cycle: 1:8.3
Phantom: SAM 12 Medium parameters used: f = 824.2 MHz; σ = 0.87 mho/m; ε_r = 41.8; ρ = 1000 kg/m^3 ; Liquid level: 151 mm
Phantom section: Right Section ; DUT test position : Cheek ; Modulation type: GMSK
Antenna type : Internal Antenna ; Air temp. : 22.5 degrees ; Liquid temp. : 21.2 degrees

DASY4 Configuration:
- Probe: ET3DV6 - SN1687; ConvF(6.34, 6.34, 6.34) ; Calibrated: 2005/9/15
- Sensor-Surface: 4mm (Mechanical Surface Detection)
- Electronics: DAE3 Sn510; Calibrated: 2005/8/17
- Phantom: SAM 12; Type: SAM V4.0; Serial: TP 1202
- Measurement SW: DASY4, V4.7 Build 44; Postprocessing SW: SEMCAD, V1.8 Build 171

Touch position - Low Channel 128/Area Scan (6x10x1): Measurement grid: dx=15mm, dy=15mm
Maximum value of SAR (measured) = 0.783 mW/g

Touch position - Low Channel 128/Zoom Scan (7x7x7) (7x7x7)/Cube 0: Measurement grid: dx=5mm, dy=5mm, dz=5mm
Reference Value = 23.0 V/m
Peak SAR (extrapolated) = 1.25 W/kg
SAR(1 g) = 0.711 mW/g; SAR(10 g) = 0.458 mW/g
Maximum value of SAR (measured) = 0.770 mW/g

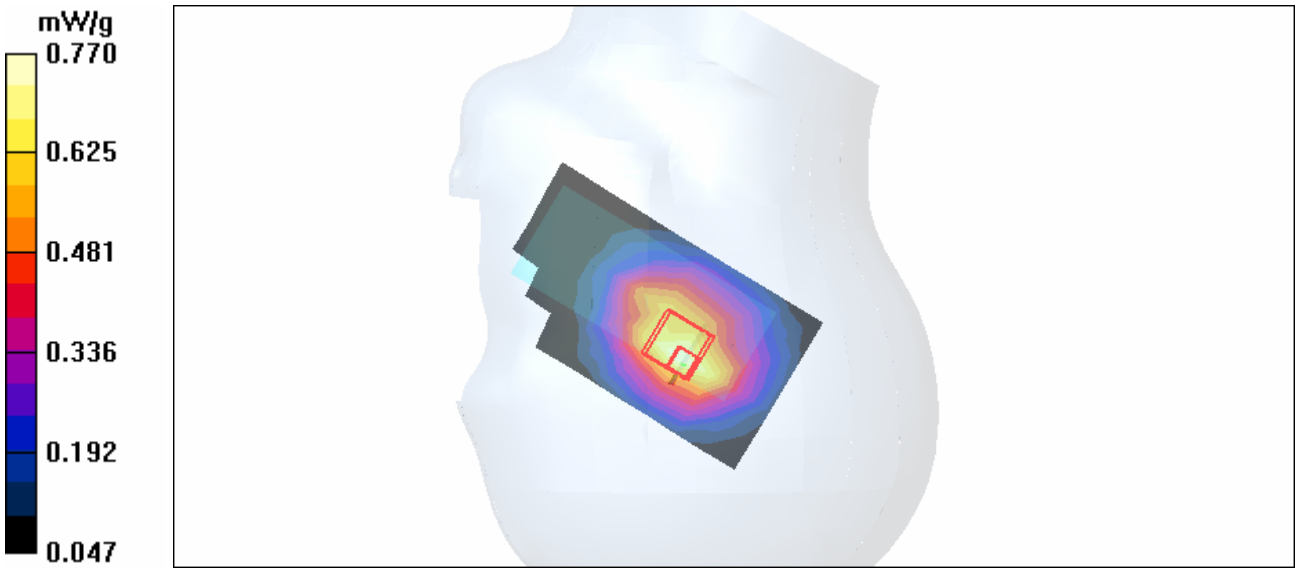

Date/Time: 2006/7/7 14:43:55

Test Laboratory: Advance Data Technology

Right Head-Cheek-GSM850-CH190-Mode 1

DUT: Dual Band GSM GPRS Mobile Phone ; Type: M19 ; Test Frequency: 836.6 MHz

Communication System: PCS 850 ; Frequency: 836.6 MHz ; Duty Cycle: 1:8.3
Phantom: SAM 12 Medium parameters used: f = 836.6 MHz; σ = 0.89 mho/m; ε_r = 41.7; ρ = 1000 kg/m^3 ; Liquid level: 151 mm
Phantom section: Right Section ; DUT test position : Cheek ; Modulation type: GMSK
Antenna type : Internal Antenna ; Air temp. : 22.5 degrees ; Liquid temp. : 21.2 degrees

DASY4 Configuration:
- Probe: ET3DV6 - SN1687; ConvF(6.34, 6.34, 6.34) ; Calibrated: 2005/9/15
- Sensor-Surface: 4mm (Mechanical Surface Detection)
- Electronics: DAE3 Sn510; Calibrated: 2005/8/17
- Phantom: SAM 12; Type: SAM V4.0; Serial: TP 1202
- Measurement SW: DASY4, V4.7 Build 44; Postprocessing SW: SEMCAD, V1.8 Build 171

Touch position - Mid Channel 190/Area Scan (6x10x1): Measurement grid: dx=15mm, dy=15mm
Maximum value of SAR (measured) = 0.959 mW/g

Touch position - Mid Channel 190/Zoom Scan (7x7x7) (7x7x7)/Cube 0: Measurement grid: dx=5mm, dy=5mm, dz=5mm
Reference Value = 23.3 V/m
Peak SAR (extrapolated) = 1.62 W/kg
SAR(1 g) = 0.892 mW/g; SAR(10 g) = 0.547 mW/g
Maximum value of SAR (measured) = 0.991 mW/g



Date/Time: 2006/7/7 15:01:16

Test Laboratory: Advance Data Technology

Right Head-Cheek-GSM850-CH251-Mode 1

DUT: Dual Band GSM GPRS Mobile Phone ; Type: M19 ; Test Frequency: 848.8 MHz

Communication System: PCS 850 ; Frequency: 848.8 MHz ; Duty Cycle: 1:8.3
Phantom: SAM 12 Medium parameters used: f = 848.8 MHz; σ = 0.9 mho/m; ε_r = 41.5; ρ = 1000 kg/m^3 ;
Liquid level: 151 mm
Phantom section: Right Section ; DUT test position : Cheek ; Modulation type: GMSK
Antenna type : Internal Antenna ; Air temp. : 22.5 degrees ; Liquid temp. : 21.2 degrees

DASY4 Configuration:
- Probe: ET3DV6 - SN1687; ConvF(6.34, 6.34, 6.34) ; Calibrated: 2005/9/15
- Sensor-Surface: 4mm (Mechanical Surface Detection)
- Electronics: DAE3 Sn510; Calibrated: 2005/8/17
- Phantom: SAM 12; Type: SAM V4.0; Serial: TP 1202
- Measurement SW: DASY4, V4.7 Build 44; Postprocessing SW: SEMCAD, V1.8 Build 171

Touch position - High Channel 251/Area Scan (6x10x1): Measurement grid: dx=15mm, dy=15mm
Maximum value of SAR (measured) = 1.03 mW/g

Touch position - High Channel 251/Zoom Scan (7x7x7) (7x7x7)/Cube 0: Measurement grid: dx=5mm, dy=5mm, dz=5mm
Reference Value = 23.2 V/m
Peak SAR (extrapolated) = 1.76 W/kg
SAR(1 g) = 0.962 mW/g; SAR(10 g) = 0.583 mW/g
Maximum value of SAR (measured) = 1.04 mW/g

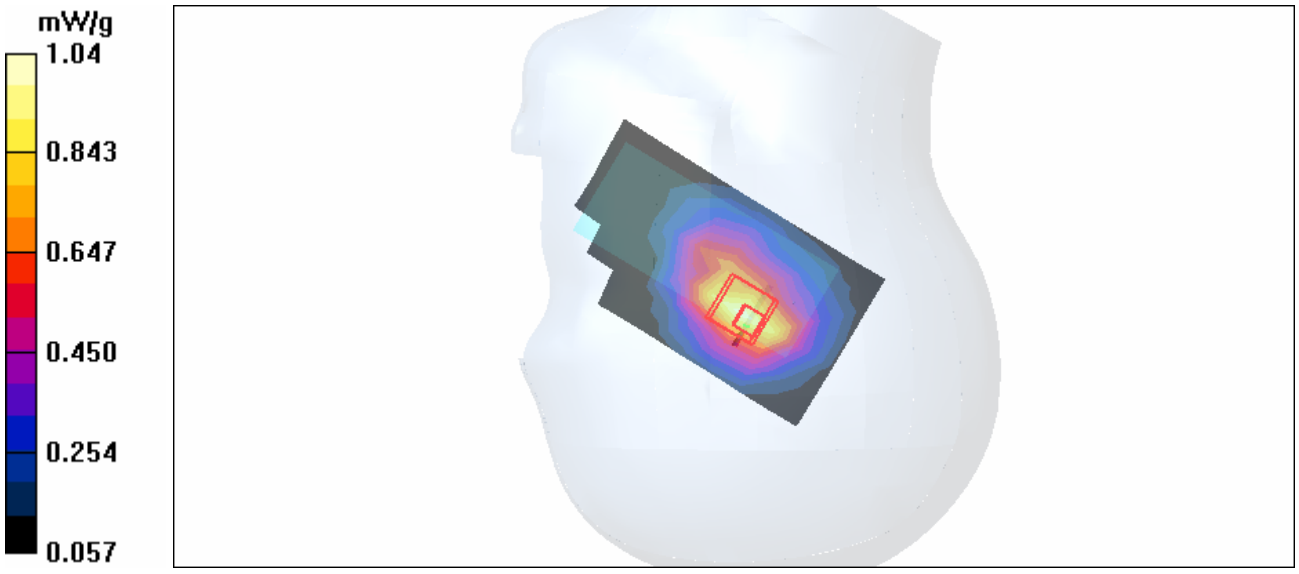

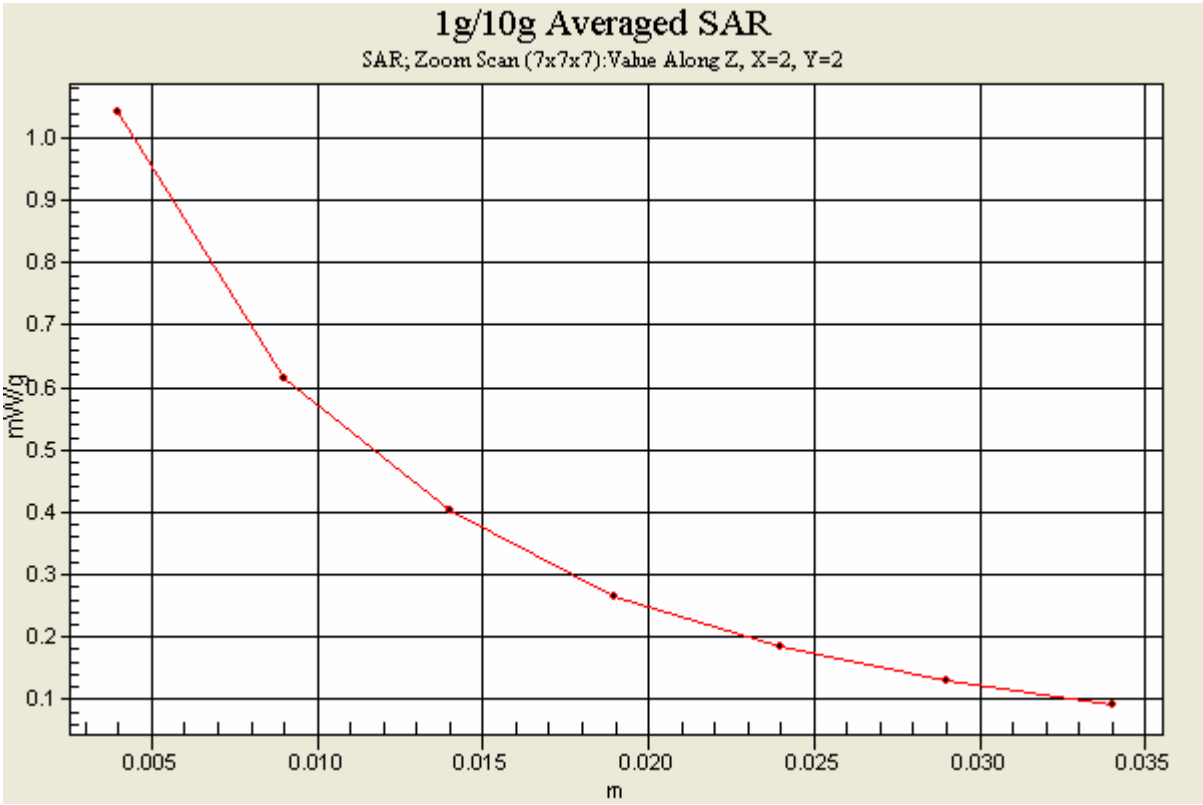
1g/10g Averaged SAR
SAR; Zoom Scan (7x7x7):Value Along Z, X=2, Y=2
mW/g
1.0
0.9
0.8
0.7
0.6
0.5
0.4
0.3
0.2
0.1
0.005
0.010
0.015
0.020
0.025
0.030
0.035
m

Date/Time: 2006/7/7 15:19:19

Test Laboratory: Advance Data Technology

Right Head-Tilt-GSM850-CH128-Mode 2

DUT: Dual Band GSM GPRS Mobile Phone ; Type: M19 ; Test Frequency: 824.2 MHz

Communication System: PCS 850 ; Frequency: 824.2 MHz; Duty Cycle: 1:8.3
Medium: HSL835 Medium parameters used: f = 824.2 MHz; σ = 0.87 mho/m; ε_r = 41.8; ρ = 1000 kg/m^3 ; Liquid level: 151 mm
Phantom section: Right Section ; DUT test position : Tilt ; Modulation type: GMSK
Antenna type : Internal Antenna ; Air temp. : 22.5 degrees ; Liquid temp. : 21.2 degrees

DASY4 Configuration:
- Probe: ET3DV6 - SN1687 ; ConvF(6.34, 6.34, 6.34) ; Calibrated: 2005/9/15
- Sensor-Surface: 4mm (Mechanical Surface Detection)
- Electronics: DAE3 Sn510; Calibrated: 2005/8/17
- Phantom: SAM 12; Type: SAM V4.0; Serial: TP 1202
- Measurement SW: DASY4, V4.7 Build 44; Postprocessing SW: SEMCAD, V1.8 Build 171

Tilt position - Low Channel 128/Area Scan (6x10x1): Measurement grid: dx=15mm, dy=15mm
Maximum value of SAR (measured) = 0.351 mW/g

Tilt position - Low Channel 128/Zoom Scan (7x7x7) (7x7x7)/Cube 0: Measurement grid: dx=5mm, dy=5mm, dz=5mm
Reference Value = 15.3 V/m
Peak SAR (extrapolated) = 0.612 W/kg
SAR(1 g) = 0.338 mW/g; SAR(10 g) = 0.204 mW/g
Maximum value of SAR (measured) = 0.372 mW/g

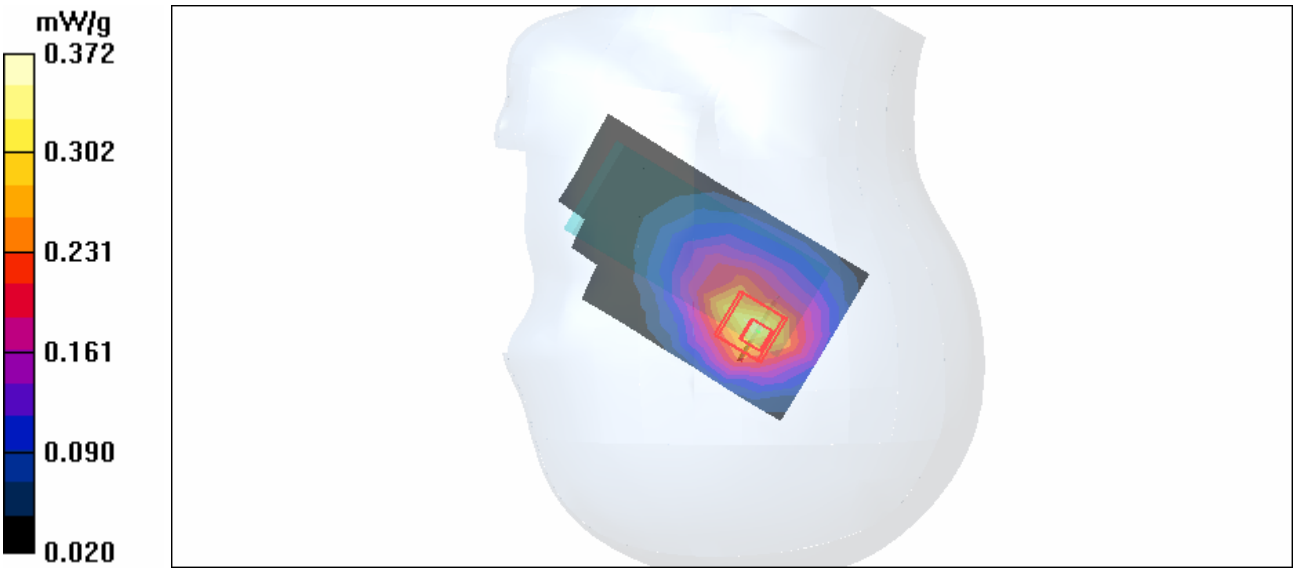

Date/Time: 2006/7/7 15:37:36

Test Laboratory: Advance Data Technology

Right Head-Tilt-GSM850-CH190-Mode 2

DUT: Dual Band GSM GPRS Mobile Phone ; Type: M19 ; Test Frequency: 836.6 MHz

Communication System: PCS 850 ; Frequency: 836.6 MHz; Duty Cycle: 1:8.3
Medium: HSL835 Medium parameters used: f = 836.6 MHz; σ = 0.89 mho/m; ε_r = 41.7; ρ = 1000 kg/m^3 ; Liquid level: 151 mm
Phantom section: Right Section ; DUT test position : Tilt ; Modulation type: GMSK
Antenna type : Internal Antenna ; Air temp. : 22.5 degrees ; Liquid temp. : 21.2 degrees

DASY4 Configuration:
- Probe: ET3DV6 - SN1687 ; ConvF(6.34, 6.34, 6.34) ; Calibrated: 2005/9/15
- Sensor-Surface: 4mm (Mechanical Surface Detection)
- Electronics: DAE3 Sn510; Calibrated: 2005/8/17
- Phantom: SAM 12; Type: SAM V4.0; Serial: TP 1202
- Measurement SW: DASY4, V4.7 Build 44; Postprocessing SW: SEMCAD, V1.8 Build 171

Tilt position - Mid Channel 190/Area Scan (6x10x1): Measurement grid: dx=15mm, dy=15mm
Maximum value of SAR (measured) = 0.391 mW/g

Tilt position - Mid Channel 190/Zoom Scan (7x7x7) (7x7x7)/Cube 0: Measurement grid: dx=5mm, dy=5mm, dz=5mm
Reference Value = 15.8 V/m
Peak SAR (extrapolated) = 0.654 W/kg
SAR(1 g) = 0.374 mW/g; SAR(10 g) = 0.227 mW/g
Maximum value of SAR (measured) = 0.405 mW/g



Date/Time: 2006/7/7 15:55:00

Test Laboratory: Advance Data Technology

Right Head-Tilt-GSM850-CH251-Mode 2

DUT: Dual Band GSM GPRS Mobile Phone ; Type: M19 ; Test Frequency: 848.8 MHz

Communication System: PCS 850 ; Frequency: 848.8 MHz; Duty Cycle: 1:8.3
Medium: HSL835 Medium parameters used: f = 848.8 MHz; σ = 0.9 mho/m; ε_r = 41.5; ρ = 1000 kg/m^3 ;
Liquid level: 151 mm
Phantom section: Right Section ; DUT test position : Tilt ; Modulation type: GMSK
Antenna type : Internal Antenna ; Air temp. : 22.5 degrees ; Liquid temp. : 21.2 degrees

DASY4 Configuration:
- Probe: ET3DV6 - SN1687 ; ConvF(6.34, 6.34, 6.34) ; Calibrated: 2005/9/15
- Sensor-Surface: 4mm (Mechanical Surface Detection)
- Electronics: DAE3 Sn510; Calibrated: 2005/8/17
- Phantom: SAM 12; Type: SAM V4.0; Serial: TP 1202
- Measurement SW: DASY4, V4.7 Build 44; Postprocessing SW: SEMCAD, V1.8 Build 171

Tilt position - High Channel 251/Area Scan (6x10x1): Measurement grid: dx=15mm, dy=15mm
Maximum value of SAR (measured) = 0.406 mW/g

Tilt position - High Channel 251/Zoom Scan (7x7x7) (7x7x7)/Cube 0: Measurement grid: dx=5mm, dy=5mm, dz=5mm
Reference Value = 15.9 V/m
Peak SAR (extrapolated) = 0.718 W/kg
SAR(1 g) = 0.395 mW/g; SAR(10 g) = 0.238 mW/g
Maximum value of SAR (measured) = 0.440 mW/g

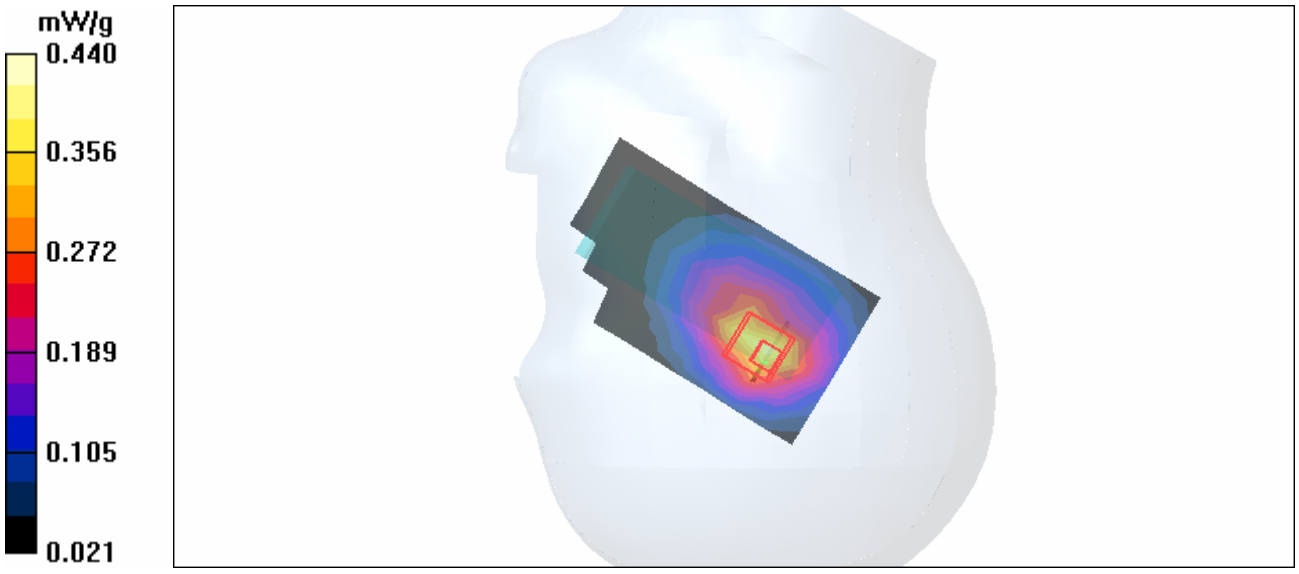

Date/Time: 2006/7/7 16:17:46

Test Laboratory: Advance Data Technology

Left Head-Cheek-GSM850-CH128-Mode 3

DUT: Dual Band GSM GPRS Mobile Phone ; Type: M19 ; Test Frequency: 824.2 MHz

Communication System: PCS 850 ; Frequency: 824.2 MHz ; Duty Cycle: 1:8.3

Phantom: SAM 12 Medium parameters used: f = 824.2 MHz; σ = 0.87 mho/m; ε_r = 41.8; ρ = 1000 kg/m^3 ; Liquid level: 151 mm

Phantom section: Left Section ; DUT test position : Cheek ; Modulation type: GMSK

Antenna type : Internal Antenna ; Air temp. : 22.5 degrees ; Liquid temp. : 21.2 degrees

DASY4 Configuration:

- Probe: ET3DV6 - SN1687; ConvF(6.34, 6.34, 6.34) ; Calibrated: 2005/9/15
- Sensor-Surface: 4mm (Mechanical Surface Detection)
- Electronics: DAE3 Sn510; Calibrated: 2005/8/17
- Phantom: SAM 12; Type: SAM V4.0; Serial: TP 1202
- Measurement SW: DASY4, V4.7 Build 44; Postprocessing SW: SEMCAD, V1.8 Build 171

Touch position - Low Channel 128/Area Scan (6x10x1): Measurement grid: dx=15mm, dy=15mm

Maximum value of SAR (measured) = 0.625 mW/g

Touch position - Low Channel 128/Zoom Scan (7x7x7) (7x7x7)/Cube 0: Measurement grid: dx=5mm, dy=5mm, dz=5mm

Reference Value = 22.2 V/m

Peak SAR (extrapolated) = 0.848 W/kg

SAR(1 g) = 0.603 mW/g; SAR(10 g) = 0.434 mW/g

Maximum value of SAR (measured) = 0.640 mW/g

Touch position - Low Channel 128/Zoom Scan (7x7x7) (7x7x7)/Cube 1: Measurement grid: dx=5mm, dy=5mm, dz=5mm

Reference Value = 22.2 V/m

Peak SAR (extrapolated) = 0.831 W/kg

SAR(1 g) = 0.600 mW/g; SAR(10 g) = 0.428 mW/g

Maximum value of SAR (measured) = 0.637 mW/g

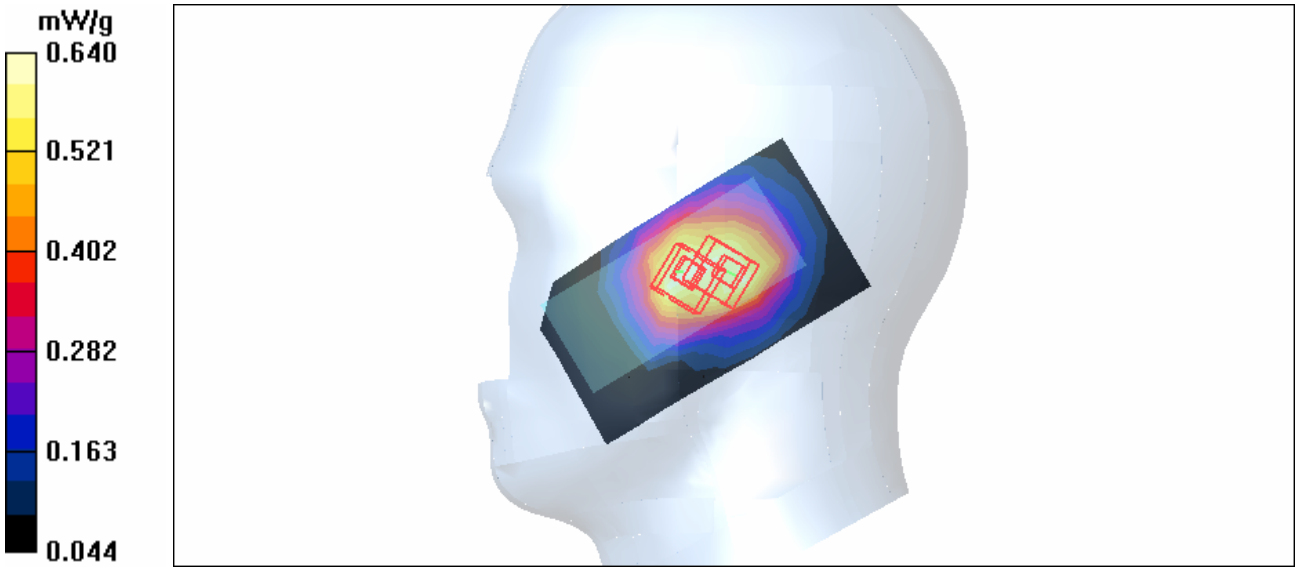

Date/Time: 2006/7/7 16:46:53

Test Laboratory: Advance Data Technology

Left Head-Cheek-GSM850-CH190-Mode 3

DUT: Dual Band GSM GPRS Mobile Phone ; Type: M19 ; Test Frequency: 836.6 MHz

Communication System: PCS 850 ; Frequency: 836.6 MHz ; Duty Cycle: 1:8.3

Phantom: SAM 12 Medium parameters used: f = 836.6 MHz; σ = 0.89 mho/m; ε_r = 41.7; ρ = 1000 kg/m^3 ; Liquid level: 151 mm

Phantom section: Left Section ; DUT test position : Cheek ; Modulation type: GMSK

Antenna type : Internal Antenna ; Air temp. : 22.5 degrees ; Liquid temp. : 21.2 degrees

DASY4 Configuration:

- Probe: ET3DV6 - SN1687; ConvF(6.34, 6.34, 6.34) ; Calibrated: 2005/9/15
- Sensor-Surface: 4mm (Mechanical Surface Detection)
- Electronics: DAE3 Sn510; Calibrated: 2005/8/17
- Phantom: SAM 12; Type: SAM V4.0; Serial: TP 1202
- Measurement SW: DASY4, V4.7 Build 44; Postprocessing SW: SEMCAD, V1.8 Build 171

Touch position - Mid Channel 190/Area Scan (6x10x1): Measurement grid: dx=15mm, dy=15mm

Maximum value of SAR (measured) = 0.751 mW/g

Touch position - Mid Channel 190/Zoom Scan (7x7x7) (7x7x7)/Cube 0: Measurement grid: dx=5mm, dy=5mm, dz=5mm

Reference Value = 24.2 V/m

Peak SAR (extrapolated) = 1.05 W/kg

SAR(1 g) = 0.729 mW/g; SAR(10 g) = 0.514 mW/g

Maximum value of SAR (measured) = 0.789 mW/g

Touch position - Mid Channel 190/Zoom Scan (7x7x7) (7x7x7)/Cube 1: Measurement grid: dx=5mm, dy=5mm, dz=5mm

Reference Value = 24.2 V/m

Peak SAR (extrapolated) = 0.953 W/kg

SAR(1 g) = 0.695 mW/g; SAR(10 g) = 0.494 mW/g

Maximum value of SAR (measured) = 0.759 mW/g

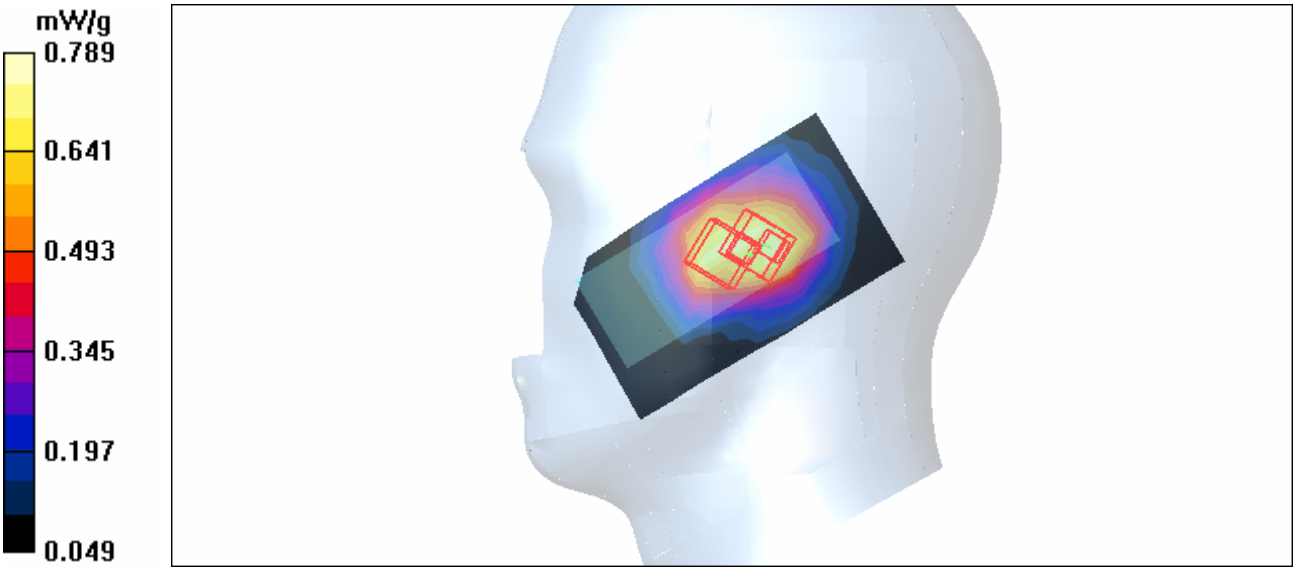

Date/Time: 2006/7/7 17:15:34

Test Laboratory: Advance Data Technology

Left Head-Cheek-GSM850-CH251-Mode 3

DUT: Dual Band GSM GPRS Mobile Phone ; Type: M19 ; Test Frequency: 848.8 MHz

Communication System: PCS 850 ; Frequency: 848.8 MHz ; Duty Cycle: 1:8.3

Phantom: SAM 12 Medium parameters used: f = 848.8 MHz; σ = 0.9 mho/m; ε_r = 41.5; ρ = 1000 kg/m^3 ;

Liquid level: 151 mm

Phantom section: Left Section ; DUT test position : Cheek ; Modulation type: GMSK

Antenna type : Internal Antenna ; Air temp. : 22.5 degrees ; Liquid temp. : 21.2 degrees

DASY4 Configuration:

- Probe: ET3DV6 - SN1687; ConvF(6.34, 6.34, 6.34) ; Calibrated: 2005/9/15
- Sensor-Surface: 4mm (Mechanical Surface Detection)
- Electronics: DAE3 Sn510; Calibrated: 2005/8/17
- Phantom: SAM 12; Type: SAM V4.0; Serial: TP 1202
- Measurement SW: DASY4, V4.7 Build 44; Postprocessing SW: SEMCAD, V1.8 Build 171

Touch position - High Channel 251/Area Scan (6x10x1): Measurement grid: dx=15mm, dy=15mm

Maximum value of SAR (measured) = 0.741 mW/g

Touch position - High Channel 251/Zoom Scan (7x7x7) (7x7x7)/Cube 0: Measurement grid: dx=5mm, dy=5mm, dz=5mm

Reference Value = 25.4 V/m

Peak SAR (extrapolated) = 1.03 W/kg

SAR(1 g) = 0.716 mW/g; SAR(10 g) = 0.501 mW/g

Maximum value of SAR (measured) = 0.775 mW/g

Touch position - High Channel 251/Zoom Scan (7x7x7) (7x7x7)/Cube 1: Measurement grid: dx=5mm, dy=5mm, dz=5mm

Reference Value = 25.4 V/m

Peak SAR (extrapolated) = 0.903 W/kg

SAR(1 g) = 0.670 mW/g; SAR(10 g) = 0.476 mW/g

Maximum value of SAR (measured) = 0.752 mW/g

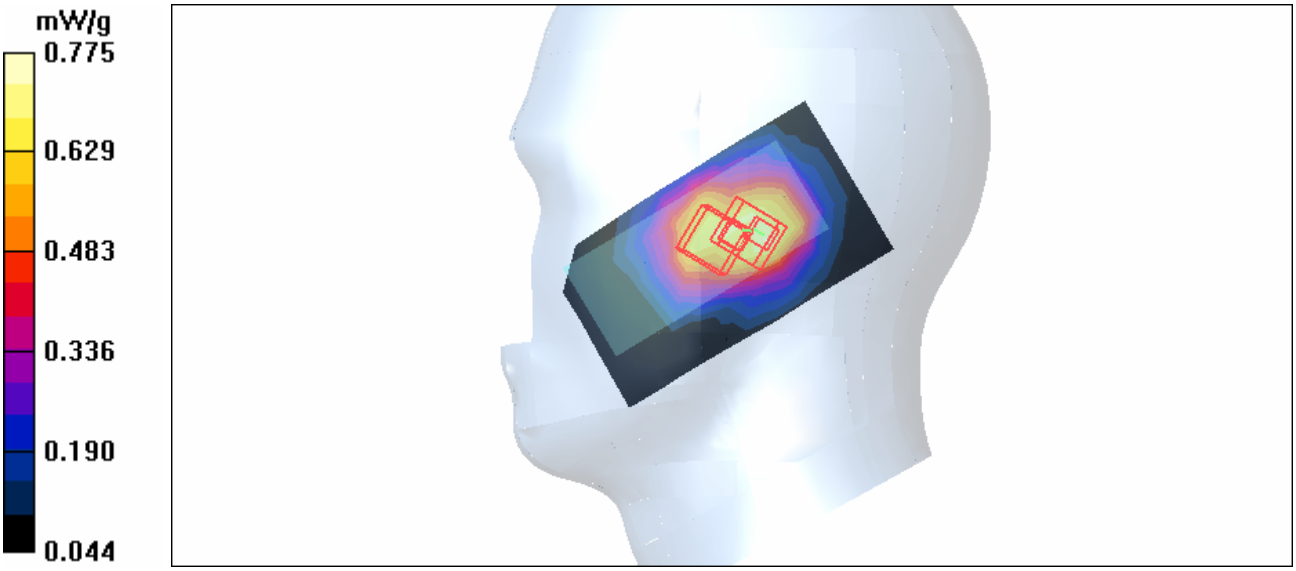

Date/Time: 2006/7/7 18:31:50

Test Laboratory: Advance Data Technology

Left Head-Tilt-GSM850-CH128-Mode 4

DUT: Dual Band GSM GPRS Mobile Phone ; Type: M19 ; Test Frequency: 824.2 MHz

Communication System: PCS 850 ; Frequency: 824.2 MHz; Duty Cycle: 1:8.3
Medium: HSL835 Medium parameters used: f = 824.2 MHz; σ = 0.87 mho/m; ε_r = 41.8; ρ = 1000 kg/m^3 ; Liquid level: 151 mm
Phantom section: Left Section ; DUT test position : Tilt ; Modulation type: GMSK
Antenna type : Internal Antenna ; Air temp. : 22.5 degrees ; Liquid temp. : 21.2 degrees

DASY4 Configuration:
- Probe: ET3DV6 - SN1687 ; ConvF(6.34, 6.34, 6.34) ; Calibrated: 2005/9/15
- Sensor-Surface: 4mm (Mechanical Surface Detection)
- Electronics: DAE3 Sn510; Calibrated: 2005/8/17
- Phantom: SAM 12; Type: SAM V4.0; Serial: TP 1202
- Measurement SW: DASY4, V4.7 Build 44; Postprocessing SW: SEMCAD, V1.8 Build 171

Tilt position - Low Channel 128/Area Scan (6x10x1): Measurement grid: dx=15mm, dy=15mm
Maximum value of SAR (measured) = 0.254 mW/g

Tilt position - Low Channel 128/Zoom Scan (7x7x7) (7x7x7)/Cube 0: Measurement grid: dx=5mm, dy=5mm, dz=5mm
Reference Value = 15.9 V/m
Peak SAR (extrapolated) = 0.377 W/kg
SAR(1 g) = 0.251 mW/g; SAR(10 g) = 0.165 mW/g
Maximum value of SAR (measured) = 0.269 mW/g

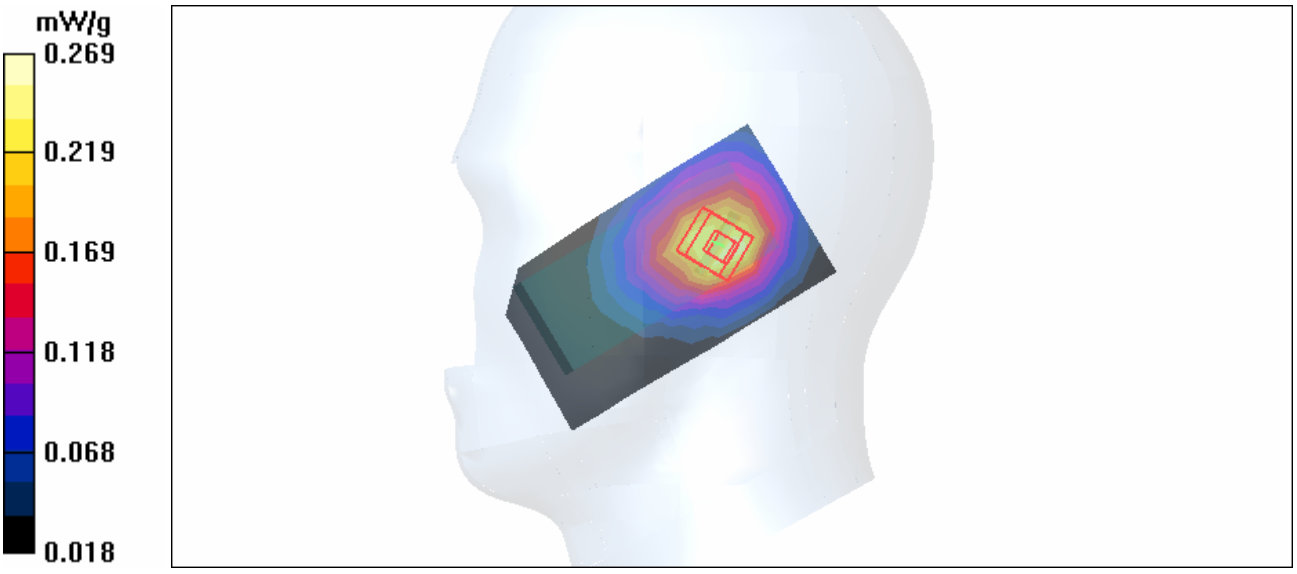

Date/Time: 2006/7/7 18:49:19

Test Laboratory: Advance Data Technology

Left Head-Tilt-GSM850-CH128-Mode 4

DUT: Dual Band GSM GPRS Mobile Phone ; Type: M19 ; Test Frequency: 836.6 MHz

Communication System: PCS 850 ; Frequency: 836.6 MHz; Duty Cycle: 1:8.3
Medium: HSL835 Medium parameters used: f = 836.6 MHz; σ = 0.89 mho/m; ε_r = 41.7; ρ = 1000 kg/m^3 ; Liquid level: 151 mm
Phantom section: Left Section ; DUT test position : Tilt ; Modulation type: GMSK
Antenna type : Internal Antenna ; Air temp. : 22.5 degrees ; Liquid temp. : 21.2 degrees

DASY4 Configuration:
- Probe: ET3DV6 - SN1687 ; ConvF(6.34, 6.34, 6.34) ; Calibrated: 2005/9/15
- Sensor-Surface: 4mm (Mechanical Surface Detection)
- Electronics: DAE3 Sn510; Calibrated: 2005/8/17
- Phantom: SAM 12; Type: SAM V4.0; Serial: TP 1202
- Measurement SW: DASY4, V4.7 Build 44; Postprocessing SW: SEMCAD, V1.8 Build 171

Tilt position - Mid Channel 190/Area Scan (6x10x1): Measurement grid: dx=15mm, dy=15mm
Maximum value of SAR (measured) = 0.295 mW/g

Tilt position - Mid Channel 190/Zoom Scan (7x7x7) (7x7x7)/Cube 0: Measurement grid: dx=5mm, dy=5mm, dz=5mm
Reference Value = 17.2 V/m
Peak SAR (extrapolated) = 0.470 W/kg
SAR(1 g) = 0.305 mW/g; SAR(10 g) = 0.199 mW/g
Maximum value of SAR (measured) = 0.327 mW/g

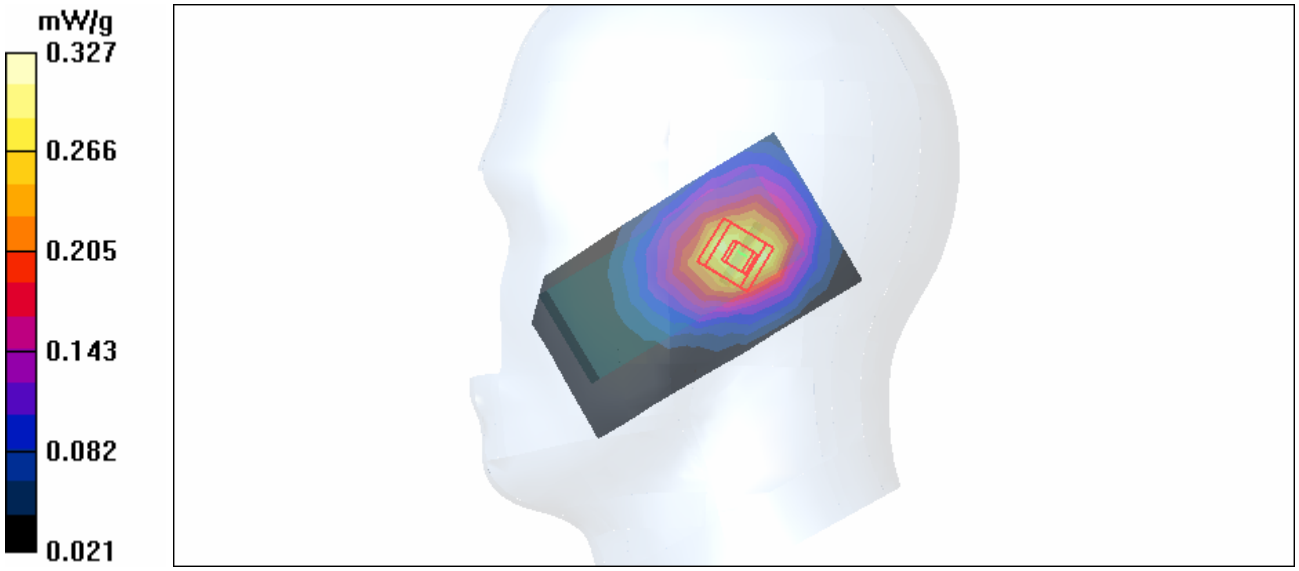

Date/Time: 2006/7/7 19:08:39

Test Laboratory: Advance Data Technology

Left Head-Tilt-GSM850-CH251-Mode 4

DUT: Dual Band GSM GPRS Mobile Phone ; Type: M19 ; Test Frequency: 848.8 MHz

Communication System: PCS 850 ; Frequency: 848.8 MHz; Duty Cycle: 1:8.3
Medium: HSL835 Medium parameters used: f = 848.8 MHz; σ = 0.9 mho/m; ε_r = 41.5; ρ = 1000 kg/m^3 ;
Liquid level: 151 mm
Phantom section: Left Section ; DUT test position : Tilt ; Modulation type: GMSK
Antenna type : Internal Antenna ; Air temp. : 22.5 degrees ; Liquid temp. : 21.2 degrees

DASY4 Configuration:
- Probe: ET3DV6 - SN1687 ; ConvF(6.34, 6.34, 6.34) ; Calibrated: 2005/9/15
- Sensor-Surface: 4mm (Mechanical Surface Detection)
- Electronics: DAE3 Sn510; Calibrated: 2005/8/17
- Phantom: SAM 12; Type: SAM V4.0; Serial: TP 1202
- Measurement SW: DASY4, V4.7 Build 44; Postprocessing SW: SEMCAD, V1.8 Build 171

Tilt position - High Channel 251/Area Scan (6x10x1): Measurement grid: dx=15mm, dy=15mm
Maximum value of SAR (measured) = 0.318 mW/g

Tilt position - High Channel 251/Zoom Scan (7x7x7) (7x7x7)/Cube 0: Measurement grid: dx=5mm, dy=5mm, dz=5mm
Reference Value = 17.1 V/m
Peak SAR (extrapolated) = 0.479 W/kg
SAR(1 g) = 0.320 mW/g; SAR(10 g) = 0.211 mW/g
Maximum value of SAR (measured) = 0.344 mW/g

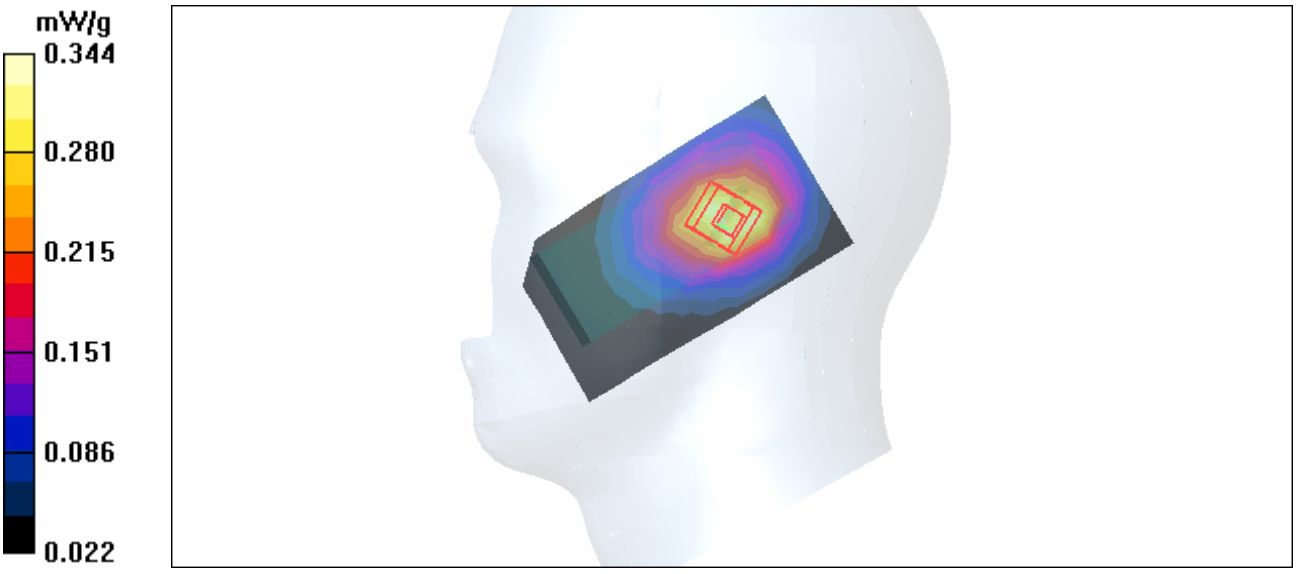

Date/Time: 2006/7/7 20:33:31

Test Laboratory: Advance Data Technology

BodyWorn-GPRS850-CH128-Keypad Down-Mode 5

DUT: Dual Band GSM GPRS Mobile Phone ; Type: M19 ; Test Frequency: 824.2 MHz

Communication System: PCS 850 ; Frequency: 824.2 MHz ; Duty Cycle: 1:4
Medium: MSL835 Medium parameters used: f = 824.2 MHz; σ = 0.92 mho/m; ε_r = 55; ρ = 1000 kg/m^3 ; Liquid Level : 155 mm
Phantom section: Flat Section ; DUT test position : Body ; Modulation Type: GMSK / UL 2 time slots
Separation Distance : 15 mm (The bottom side of the EUT to the Phantom)
Antenna Type : Internal Antenna ; Air Temp. : 22.1 degrees ; Liquid Temp. : 21.2 degrees

DASY4 Configuration:
- Probe: ET3DV6 - SN1687 ; ConvF(6.21, 6.21, 6.21) ; Calibrated: 2005/9/15
- Sensor-Surface: 4mm (Mechanical Surface Detection)
- Electronics: DAE3 Sn510 ; Calibrated: 2005/8/17
- Phantom: SAM 12 ; Type: SAM V4.0; Serial: TP 1202
- Measurement SW: DASY4, V4.7 Build 44 ; Postprocessing SW: SEMCAD, V1.8 Build 171

Low Channel 128/Area Scan (5x9x1): Measurement grid: dx=15mm, dy=15mm
Maximum value of SAR (measured) = 0.795 mW/g

Low Channel 128/Zoom Scan (7x7x7) (7x7x7)/Cube 0: Measurement grid: dx=5mm, dy=5mm, dz=5mm
Reference Value = 15.8 V/m
Peak SAR (extrapolated) = 0.989 W/kg
SAR(1 g) = 0.746 mW/g; SAR(10 g) = 0.528 mW/g
Maximum value of SAR (measured) = 0.792 mW/g

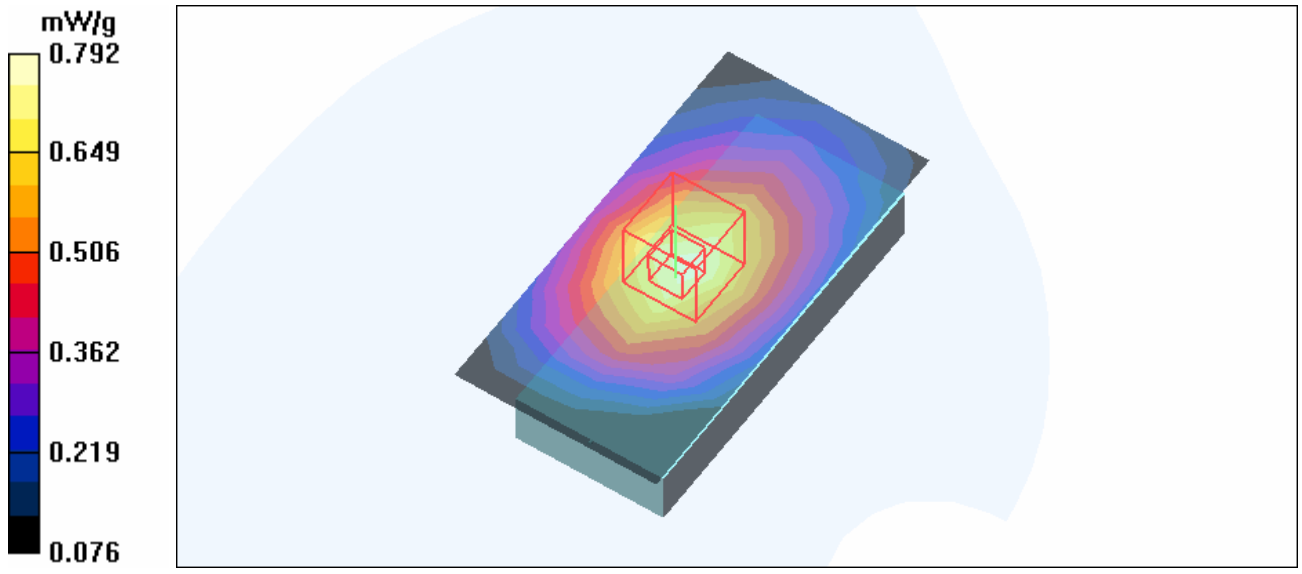

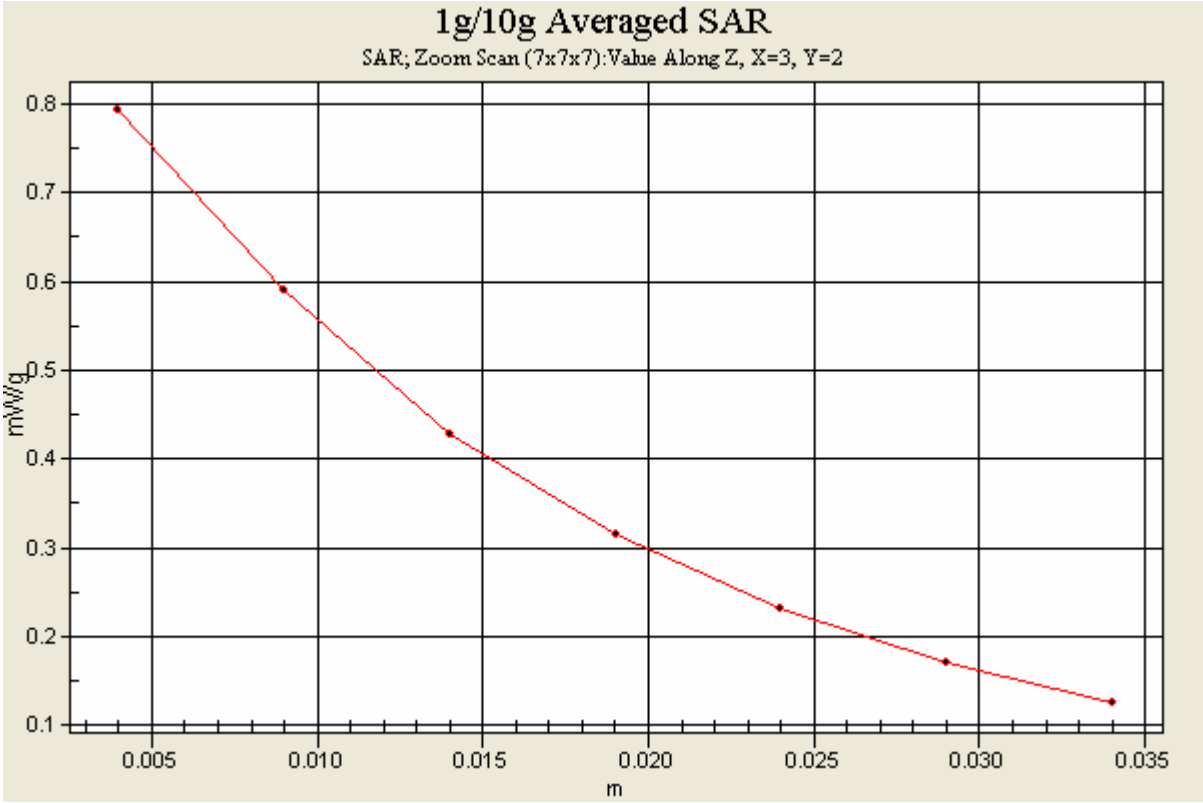
1g/10g Averaged SAR
SAR; Zoom Scan (7x7x7):Value Along Z, X=3, Y=2
mW/g
0.8
0.7
0.6
0.5
0.4
0.3
0.2
0.1
0.005
0.010
0.015
0.020
0.025
0.030
0.035
m

Date/Time: 2006/7/7 20:49:25

Test Laboratory: Advance Data Technology

BodyWorn-GPRS850-CH190-Keypad Down-Mode 5

DUT: Dual Band GSM GPRS Mobile Phone ; Type: M19 ; Test Frequency: 836.6 MHz

Communication System: PCS 850 ; Frequency: 836.6 MHz ; Duty Cycle: 1:4
Medium: MSL835 Medium parameters used: f = 836.6 MHz; σ = 0.94 mho/m; ε_r = 54.8; ρ = 1000 kg/m^3 ; Liquid Level : 155 mm
Phantom section: Flat Section ; DUT test position : Body ; Modulation Type: GMSK / UL 2 time slots
Separation Distance : 15 mm (The bottom side of the EUT to the Phantom)
Antenna Type : Internal Antenna ; Air Temp. : 22.1 degrees ; Liquid Temp. : 21.2 degrees

DASY4 Configuration:
- Probe: ET3DV6 - SN1687 ; ConvF(6.21, 6.21, 6.21) ; Calibrated: 2005/9/15
- Sensor-Surface: 4mm (Mechanical Surface Detection)
- Electronics: DAE3 Sn510 ; Calibrated: 2005/8/17
- Phantom: SAM 12 ; Type: SAM V4.0; Serial: TP 1202
- Measurement SW: DASY4, V4.7 Build 44 ; Postprocessing SW: SEMCAD, V1.8 Build 171

Mid Channel 190/Area Scan (5x9x1): Measurement grid: dx=15mm, dy=15mm
Maximum value of SAR (measured) = 0.773 mW/g

Mid Channel 190/Zoom Scan (7x7x7) (7x7x7)/Cube 0: Measurement grid: dx=5mm, dy=5mm, dz=5mm
Reference Value = 15.3 V/m
Peak SAR (extrapolated) = 0.935 W/kg
SAR(1 g) = 0.720 mW/g; SAR(10 g) = 0.510 mW/g
Maximum value of SAR (measured) = 0.768 mW/g

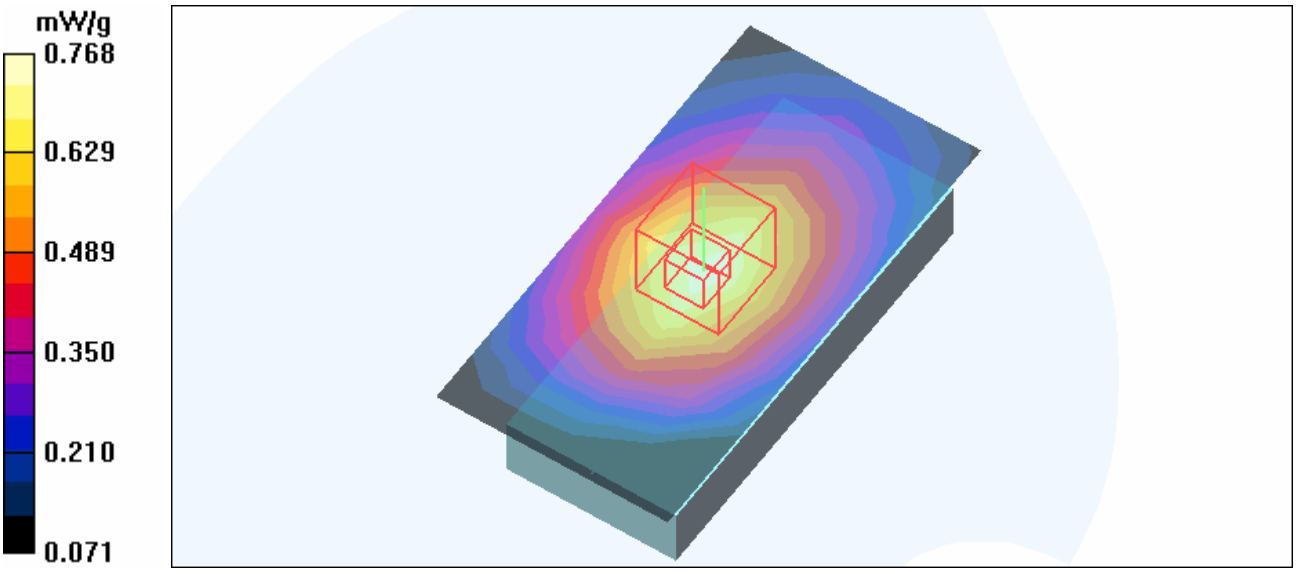

Date/Time: 2006/7/7 21:09:27

Test Laboratory: Advance Data Technology

BodyWorn-GPRS850-CH251-Keypad Down-Mode 5

DUT: Dual Band GSM GPRS Mobile Phone ; Type: M19 ; Test Frequency: 848.8 MHz

Communication System: PCS 850 ; Frequency: 848.8 MHz ; Duty Cycle: 1:4
Medium: MSL835 Medium parameters used: f = 848.8 MHz; σ = 0.95 mho/m; ε_r = 54.7; ρ = 1000 kg/m^3 ; Liquid Level : 155 mm
Phantom section: Flat Section ; DUT test position : Body ; Modulation Type: GMSK / UL 2 time slots
Separation Distance : 15 mm (The bottom side of the EUT to the Phantom)
Antenna Type : Internal Antenna ; Air Temp. : 22.1 degrees ; Liquid Temp. : 21.2 degrees

DASY4 Configuration:
- Probe: ET3DV6 - SN1687 ; ConvF(6.21, 6.21, 6.21) ; Calibrated: 2005/9/15
- Sensor-Surface: 4mm (Mechanical Surface Detection)
- Electronics: DAE3 Sn510 ; Calibrated: 2005/8/17
- Phantom: SAM 12 ; Type: SAM V4.0; Serial: TP 1202
- Measurement SW: DASY4, V4.7 Build 44 ; Postprocessing SW: SEMCAD, V1.8 Build 171

High Channel 251/Area Scan (5x9x1): Measurement grid: dx=15mm, dy=15mm
Maximum value of SAR (measured) = 0.576 mW/g

High Channel 251/Zoom Scan (7x7x7) (7x7x7)/Cube 0: Measurement grid: dx=5mm, dy=5mm, dz=5mm
Reference Value = 13.1 V/m
Peak SAR (extrapolated) = 0.700 W/kg
SAR(1 g) = 0.538 mW/g; SAR(10 g) = 0.380 mW/g
Maximum value of SAR (measured) = 0.577 mW/g

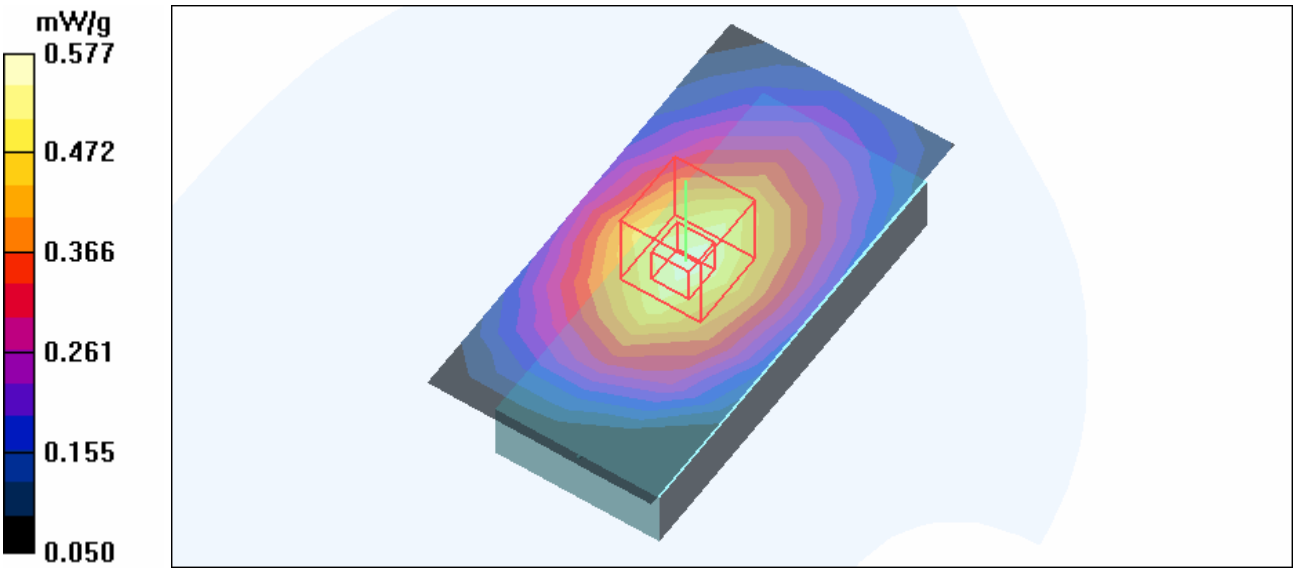

Date/Time: 2006/7/7 21:27:22

Test Laboratory: Advance Data Technology

BodyWorn-GPRS850-CH128-Keypad Up-Mode 6

DUT: Dual Band GSM GPRS Mobile Phone ; Type: M19 ; Test Frequency: 824.2 MHz

Communication System: PCS 850 ; Frequency: 824.2 MHz ; Duty Cycle: 1:4
Medium: MSL835 Medium parameters used: f = 824.2 MHz; σ = 0.92 mho/m; ε_r = 55; ρ = 1000 kg/m^3 ; Liquid Level : 155 mm
Phantom section: Flat Section ; DUT test position : Body ; Modulation Type: GMSK / UL 2 time slots
Separation Distance : 15 mm (The front side of the EUT to the Phantom)
Antenna Type : Internal Antenna ; Air Temp. : 22.1 degrees ; Liquid Temp. : 21.2 degrees

DASY4 Configuration:
- Probe: ET3DV6 - SN1687 ; ConvF(6.21, 6.21, 6.21) ; Calibrated: 2005/9/15
- Sensor-Surface: 4mm (Mechanical Surface Detection)
- Electronics: DAE3 Sn510 ; Calibrated: 2005/8/17
- Phantom: SAM 12 ; Type: SAM V4.0; Serial: TP 1202
- Measurement SW: DASY4, V4.7 Build 44 ; Postprocessing SW: SEMCAD, V1.8 Build 171

Low Channel 128/Area Scan (5x9x1): Measurement grid: dx=15mm, dy=15mm
Maximum value of SAR (measured) = 0.307 mW/g

Low Channel 128/Zoom Scan (7x7x7) (7x7x7)/Cube 0: Measurement grid: dx=5mm, dy=5mm, dz=5mm
Reference Value = 11.8 V/m
Peak SAR (extrapolated) = 0.373 W/kg
SAR(1 g) = 0.290 mW/g; SAR(10 g) = 0.211 mW/g
Maximum value of SAR (measured) = 0.308 mW/g

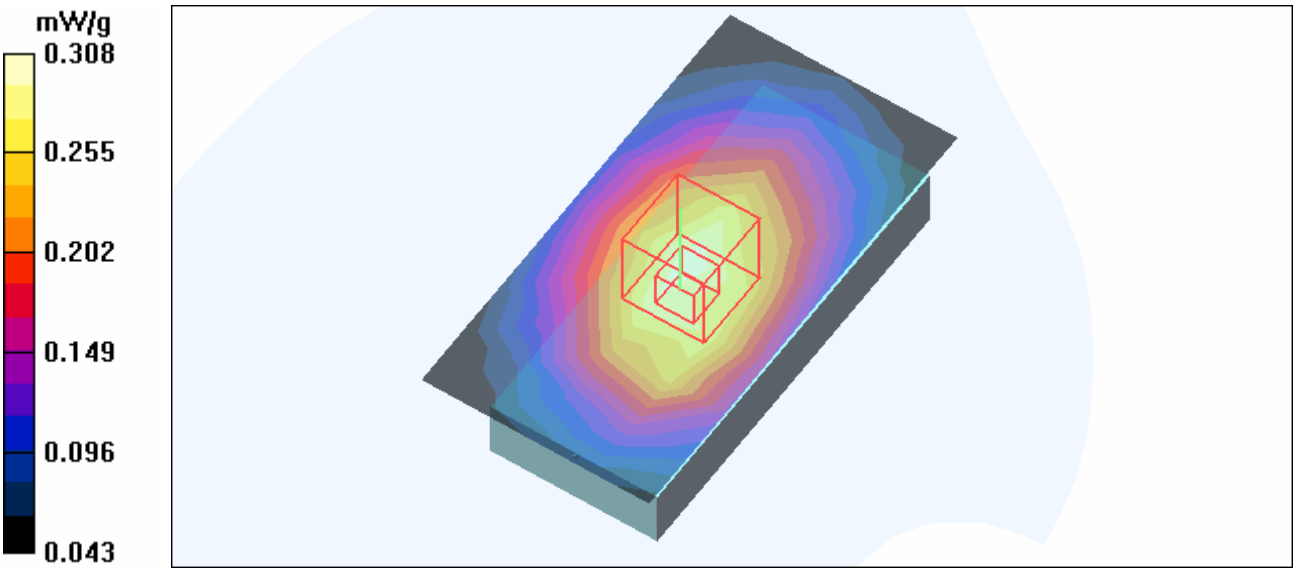

Date/Time: 2006/7/6 11:36:58

Test Laboratory: Advance Data Technology

Right Head-Cheek-PCS1900-CH512-Mode 7

DUT: Dual Band GSM GPRS Mobile Phone ; Type: M19 ; Test Frequency: 1850.2 MHz

Communication System: PCS 1900 ; Frequency: 1850.2 MHz ; Duty Cycle: 1:8.3
Phantom: SAM 12 Medium parameters used: f = 1850.2 MHz; σ = 1.35 mho/m; ε_r = 40.5; ρ = 1000 kg/m^3 ; Liquid level: 155 mm
Phantom section: Right Section ; DUT test position : Cheek ; Modulation type: GMSK
Antenna type : Internal Antenna ; Air temp. : 22.8 degrees ; Liquid temp. : 21.6 degrees

DASY4 Configuration:
- Probe: ET3DV6 - SN1687; ConvF(4.96, 4.96, 4.96) ; Calibrated: 2005/9/15
- Sensor-Surface: 4mm (Mechanical Surface Detection)
- Electronics: DAE3 Sn510; Calibrated: 2005/8/17
- Phantom: SAM 12; Type: SAM V4.0; Serial: TP 1202
- Measurement SW: DASY4, V4.7 Build 44; Postprocessing SW: SEMCAD, V1.8 Build 171

Touch position - Low Channel 512/Area Scan (6x10x1): Measurement grid: dx=15mm, dy=15mm
Maximum value of SAR (measured) = 0.495 mW/g

Touch position - Low Channel 512/Zoom Scan (7x7x7) (7x7x7)/Cube 0: Measurement grid: dx=5mm, dy=5mm, dz=5mm
Reference Value = 14.8 V/m
Peak SAR (extrapolated) = 0.890 W/kg
SAR(1 g) = 0.488 mW/g; SAR(10 g) = 0.255 mW/g
Maximum value of SAR (measured) = 0.560 mW/g

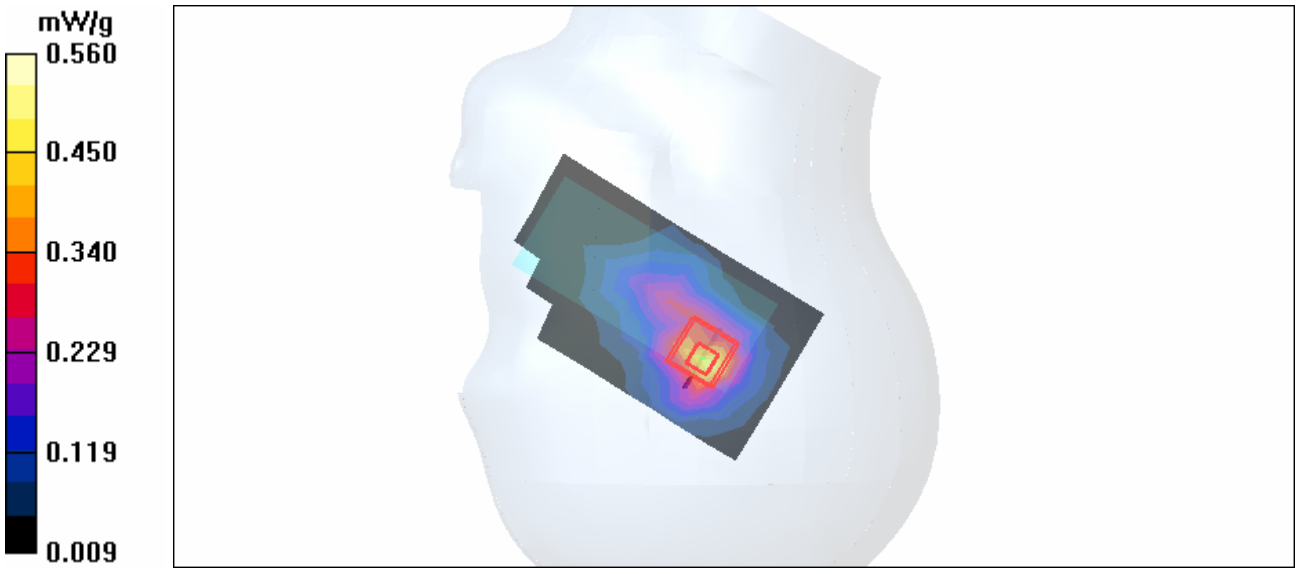

Date/Time: 2006/7/6 13:15:53

Test Laboratory: Advance Data Technology

Right Head-Cheek-PCS1900-CH661-Mode 7

DUT: Dual Band GSM GPRS Mobile Phone ; Type: M19 ; Test Frequency: 1880 MHz

Communication System: PCS 1900 ; Frequency: 1880 MHz ; Duty Cycle: 1:8.3
Phantom: SAM 12 Medium parameters used: f = 1880 MHz; σ = 1.38 mho/m; ε_r = 40.3; ρ = 1000 kg/m^3 ; Liquid level: 155 mm
Phantom section: Right Section ; DUT test position : Cheek ; Modulation type: GMSK
Antenna type : Internal Antenna ; Air temp. : 22.8 degrees ; Liquid temp. : 21.6 degrees

DASY4 Configuration:
- Probe: ET3DV6 - SN1687; ConvF(4.96, 4.96, 4.96) ; Calibrated: 2005/9/15
- Sensor-Surface: 4mm (Mechanical Surface Detection)
- Electronics: DAE3 Sn510; Calibrated: 2005/8/17
- Phantom: SAM 12; Type: SAM V4.0; Serial: TP 1202
- Measurement SW: DASY4, V4.7 Build 44; Postprocessing SW: SEMCAD, V1.8 Build 171

Touch position - Mid Channel 661/Area Scan (6x10x1): Measurement grid: dx=15mm, dy=15mm
Maximum value of SAR (measured) = 0.951 mW/g

Touch position - Mid Channel 661/Zoom Scan (7x7x7) (7x7x7)/Cube 0: Measurement grid: dx=5mm, dy=5mm, dz=5mm
Reference Value = 20.2 V/m
Peak SAR (extrapolated) = 1.59 W/kg
SAR(1 g) = 0.891 mW/g; SAR(10 g) = 0.465 mW/g
Maximum value of SAR (measured) = 1.01 mW/g

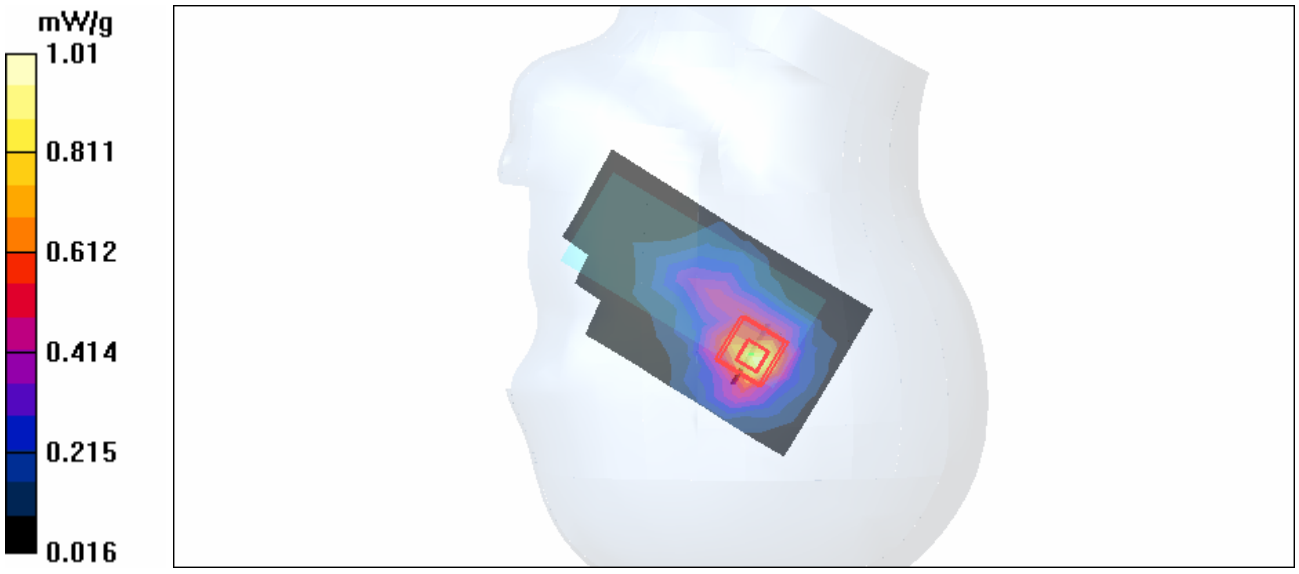

Date/Time: 2006/7/6 13:33:46

Test Laboratory: Advance Data Technology

Right Head-Cheek-PCS1900-CH810-Mode 7

DUT: Dual Band GSM GPRS Mobile Phone ; Type: M19 ; Test Frequency: 1909.8 MHz

Communication System: PCS 1900 ; Frequency: 1909.8 MHz ; Duty Cycle: 1:8.3
Phantom: SAM 12 Medium parameters used: f = 1909.8 MHz; σ = 1.41 mho/m; ε_r = 40.2; ρ = 1000 kg/m^3 ; Liquid level: 155 mm
Phantom section: Right Section ; DUT test position : Cheek ; Modulation type: GMSK
Antenna type : Internal Antenna ; Air temp. : 22.8 degrees ; Liquid temp. : 21.6 degrees

DASY4 Configuration:
- Probe: ET3DV6 - SN1687; ConvF(4.96, 4.96, 4.96) ; Calibrated: 2005/9/15
- Sensor-Surface: 4mm (Mechanical Surface Detection)
- Electronics: DAE3 Sn510; Calibrated: 2005/8/17
- Phantom: SAM 12; Type: SAM V4.0; Serial: TP 1202
- Measurement SW: DASY4, V4.7 Build 44; Postprocessing SW: SEMCAD, V1.8 Build 171

Touch position - High Channel 810/Area Scan (6x10x1): Measurement grid: dx=15mm, dy=15mm
Maximum value of SAR (measured) = 1.33 mW/g

Touch position - High Channel 810/Zoom Scan (7x7x7) (7x7x7)/Cube 0: Measurement grid: dx=5mm, dy=5mm, dz=5mm
Reference Value = 23.6 V/m
Peak SAR (extrapolated) = 2.23 W/kg
SAR(1 g) = 1.22 mW/g; SAR(10 g) = 0.630 mW/g
Maximum value of SAR (measured) = 1.38 mW/g

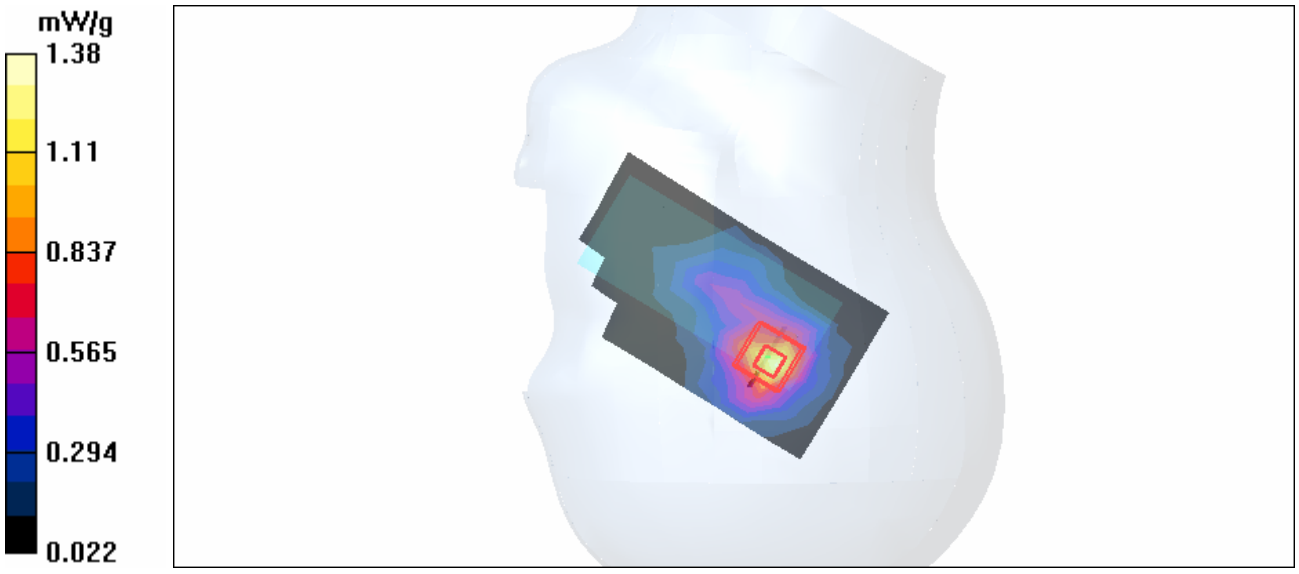

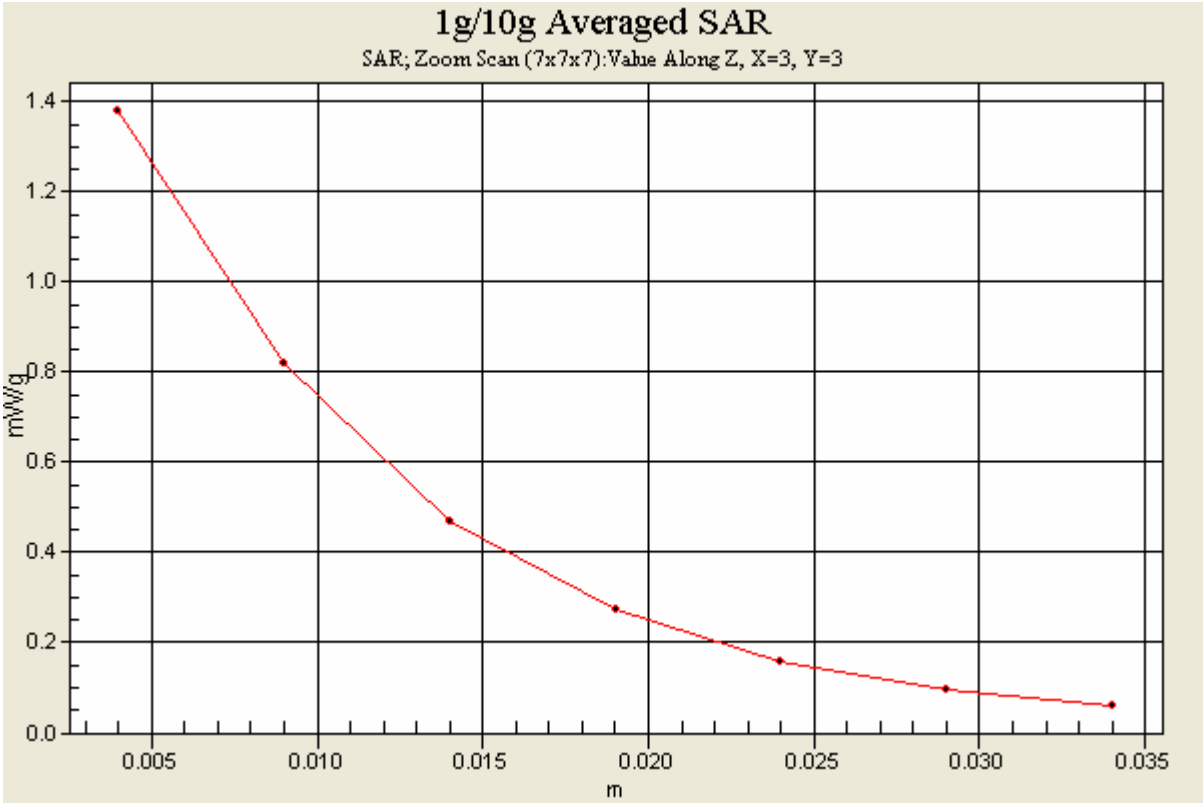
1g/10g Averaged SAR
SAR; Zoom Scan (7x7x7):Value Along Z, X=3, Y=3
mW/g
1.4
1.2
1.0
0.8
0.6
0.4
0.2
0.0
0.005
0.010
0.015
0.020
0.025
0.030
0.035
m

Date/Time: 2006/7/6 13:53:18

Test Laboratory: Advance Data Technology

Right Head-Tilt-PCS1900-CH512-Mode 8

DUT: Dual Band GSM GPRS Mobile Phone ; Type: M19 ; Test Frequency: 1850.2 MHz

Communication System: PCS 1900 ; Frequency: 1850.2 MHz; Duty Cycle: 1:8.3
Medium: HSL1900 Medium parameters used: f = 1850.2 MHz; σ = 1.35 mho/m; ε_r = 40.5; ρ = 1000 kg/m^3 ; Liquid level: 155 mm
Phantom section: Right Section ; DUT test position : Tilt ; Modulation type: GMSK
Antenna type : Internal Antenna ; Air temp. : 22.8 degrees ; Liquid temp. : 21.6 degrees

DASY4 Configuration:
- Probe: ET3DV6 - SN1687 ; ConvF(4.96, 4.96, 4.96) ; Calibrated: 2005/9/15
- Sensor-Surface: 4mm (Mechanical Surface Detection)
- Electronics: DAE3 Sn510; Calibrated: 2005/8/17
- Phantom: SAM 12; Type: SAM V4.0; Serial: TP 1202
- Measurement SW: DASY4, V4.7 Build 44; Postprocessing SW: SEMCAD, V1.8 Build 171

Tilt position - Low Channel 512/Area Scan (6x10x1): Measurement grid: dx=15mm, dy=15mm
Maximum value of SAR (measured) = 0.517 mW/g

Tilt position - Low Channel 512/Zoom Scan (7x7x7) (7x7x7)/Cube 0: Measurement grid: dx=5mm, dy=5mm, dz=5mm
Reference Value = 16.3 V/m
Peak SAR (extrapolated) = 0.910 W/kg
SAR(1 g) = 0.505 mW/g; SAR(10 g) = 0.263 mW/g
Maximum value of SAR (measured) = 0.567 mW/g

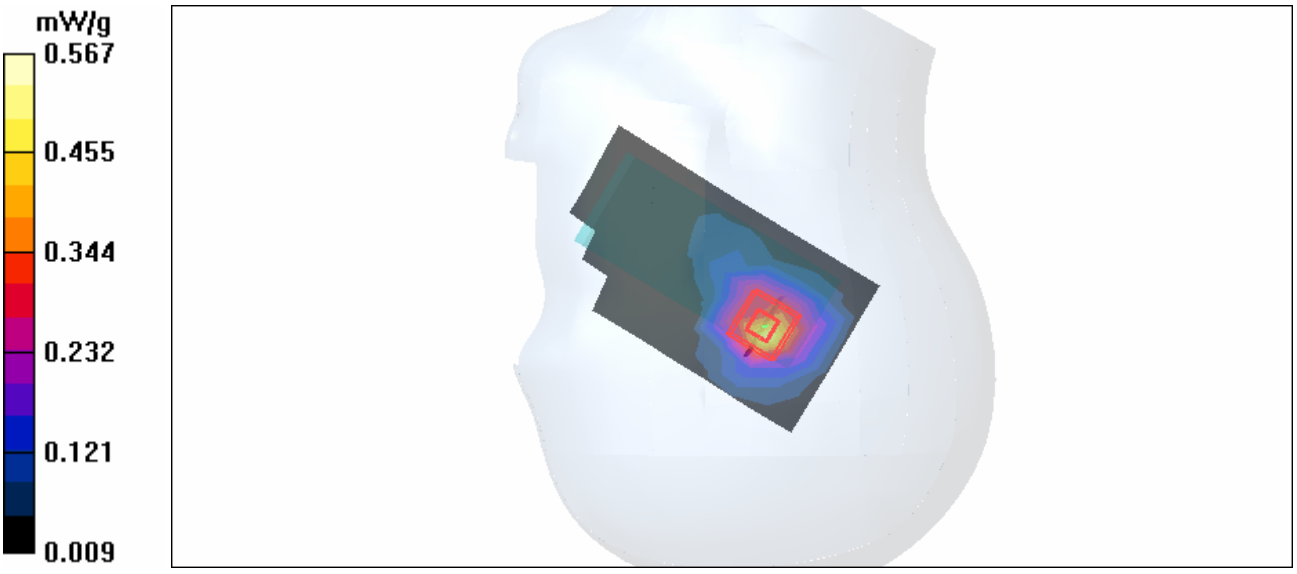

Date/Time: 2006/7/6 14:11:04

Test Laboratory: Advance Data Technology

Right Head-Tilt-PCS1900-CH661-Mode 8

DUT: Dual Band GSM GPRS Mobile Phone ; Type: M19 ; Test Frequency: 1880 MHz

Communication System: PCS 1900 ; Frequency: 1880 MHz; Duty Cycle: 1:8.3
Medium: HSL1900 Medium parameters used: f = 1880 MHz; σ = 1.38 mho/m; ε_r = 40.3; ρ = 1000 kg/m^3 ; Liquid level: 155 mm
Phantom section: Right Section ; DUT test position : Tilt ; Modulation type: GMSK
Antenna type : Internal Antenna ; Air temp. : 22.8 degrees ; Liquid temp. : 21.6 degrees

DASY4 Configuration:
- Probe: ET3DV6 - SN1687 ; ConvF(4.96, 4.96, 4.96) ; Calibrated: 2005/9/15
- Sensor-Surface: 4mm (Mechanical Surface Detection)
- Electronics: DAE3 Sn510; Calibrated: 2005/8/17
- Phantom: SAM 12; Type: SAM V4.0; Serial: TP 1202
- Measurement SW: DASY4, V4.7 Build 44; Postprocessing SW: SEMCAD, V1.8 Build 171

Tilt position - Mid Channel 661/Area Scan (6x10x1): Measurement grid: dx=15mm, dy=15mm
Maximum value of SAR (measured) = 0.945 mW/g

Tilt position - Mid Channel 661/Zoom Scan (7x7x7) (7x7x7)/Cube 0: Measurement grid: dx=5mm, dy=5mm, dz=5mm
Reference Value = 21.9 V/m
Peak SAR (extrapolated) = 1.49 W/kg
SAR(1 g) = 0.856 mW/g; SAR(10 g) = 0.451 mW/g
Maximum value of SAR (measured) = 0.959 mW/g

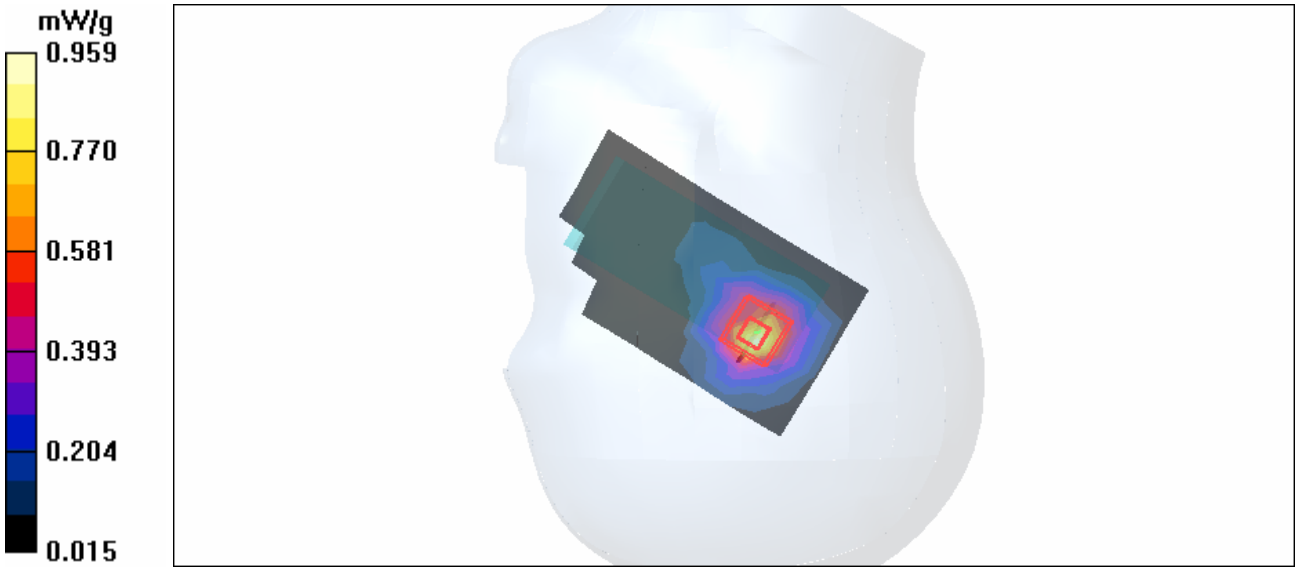

Date/Time: 2006/7/6 02:29:07

Test Laboratory: Advance Data Technology

Right Head-Tilt-PCS1900-CH810-Mode 8

DUT: Dual Band GSM GPRS Mobile Phone ; Type: M19 ; Test Frequency: 1909.8 MHz

Communication System: PCS 1900 ; Frequency: 1909.8 MHz; Duty Cycle: 1:8.3
Medium: HSL1900 Medium parameters used: f = 1909.8 MHz; σ = 1.41 mho/m; ε_r = 40.2; ρ = 1000 kg/m^3 ; Liquid level: 155 mm
Phantom section: Right Section ; DUT test position : Tilt ; Modulation type: GMSK
Antenna type : Internal Antenna ; Air temp. : 22.8 degrees ; Liquid temp. : 21.6 degrees

DASY4 Configuration:
- Probe: ET3DV6 - SN1687 ; ConvF(4.96, 4.96, 4.96) ; Calibrated: 2005/9/15
- Sensor-Surface: 4mm (Mechanical Surface Detection)
- Electronics: DAE3 Sn510; Calibrated: 2005/8/17
- Phantom: SAM 12; Type: SAM V4.0; Serial: TP 1202
- Measurement SW: DASY4, V4.7 Build 44; Postprocessing SW: SEMCAD, V1.8 Build 171

Tilt position - High Channel 810/Area Scan (6x10x1): Measurement grid: dx=15mm, dy=15mm
Maximum value of SAR (measured) = 1.31 mW/g

Tilt position - High Channel 810/Zoom Scan (7x7x7) (7x7x7)/Cube 0: Measurement grid: dx=5mm, dy=5mm, dz=5mm
Reference Value = 25.6 V/m
Peak SAR (extrapolated) = 2.06 W/kg
SAR(1 g) = 1.17 mW/g; SAR(10 g) = 0.608 mW/g
Maximum value of SAR (measured) = 1.33 mW/g

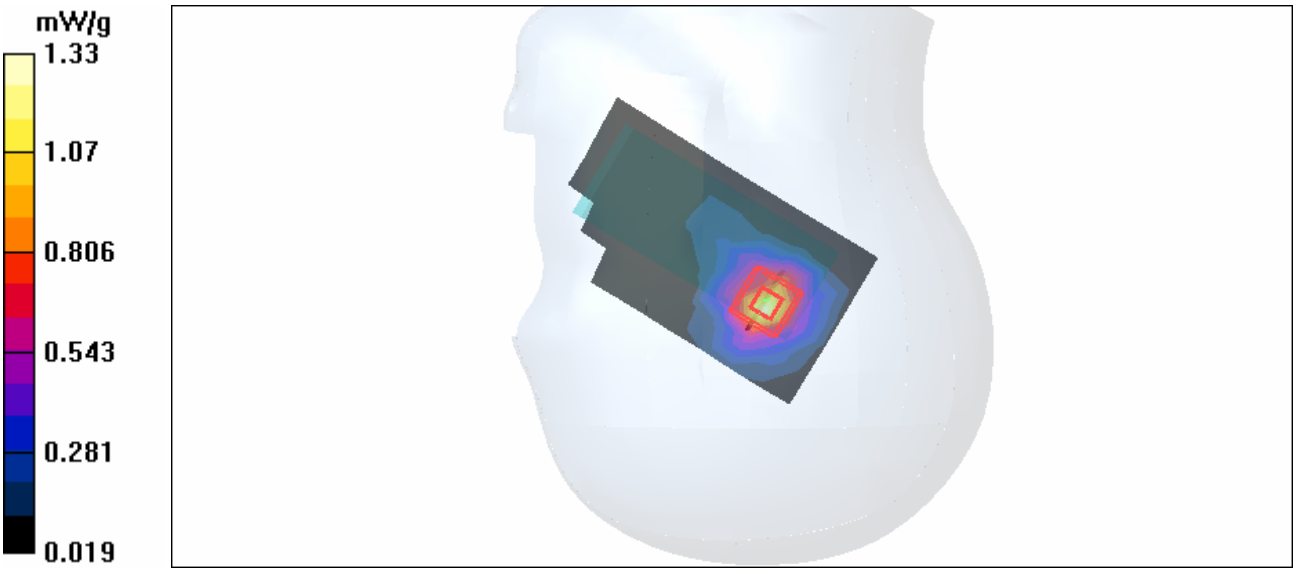

Date/Time: 2006/7/6 03:01:22

Test Laboratory: Advance Data Technology

Left Head-Cheek-PCS1900-CH512-Mode 9

DUT: Dual Band GSM GPRS Mobile Phone ; Type: M19 ; Test Frequency: 1850.2 MHz

Communication System: PCS 1900 ; Frequency: 1850.2 MHz ; Duty Cycle: 1:8.3
Phantom: SAM 12 Medium parameters used: f = 1850.2 MHz; σ = 1.35 mho/m; ε_r = 40.5; ρ = 1000 kg/m^3 ; Liquid level: 155 mm
Phantom section: Left Section ; DUT test position : Cheek ; Modulation type: GMSK
Antenna type : Internal Antenna ; Air temp. : 22.8 degrees ; Liquid temp. : 21.6 degrees

DASY4 Configuration:
- Probe: ET3DV6 - SN1687; ConvF(4.96, 4.96, 4.96) ; Calibrated: 2005/9/15
- Sensor-Surface: 4mm (Mechanical Surface Detection)
- Electronics: DAE3 Sn510; Calibrated: 2005/8/17
- Phantom: SAM 12; Type: SAM V4.0; Serial: TP 1202
- Measurement SW: DASY4, V4.7 Build 44; Postprocessing SW: SEMCAD, V1.8 Build 171

Touch position - Low Channel 512/Area Scan (6x10x1): Measurement grid: dx=15mm, dy=15mm
Maximum value of SAR (measured) = 0.443 mW/g

Touch position - Low Channel 512/Zoom Scan (7x7x7) (7x7x7)/Cube 0: Measurement grid: dx=5mm, dy=5mm, dz=5mm
Reference Value = 16.0 V/m
Peak SAR (extrapolated) = 0.627 W/kg
SAR(1 g) = 0.421 mW/g; SAR(10 g) = 0.252 mW/g
Maximum value of SAR (measured) = 0.459 mW/g

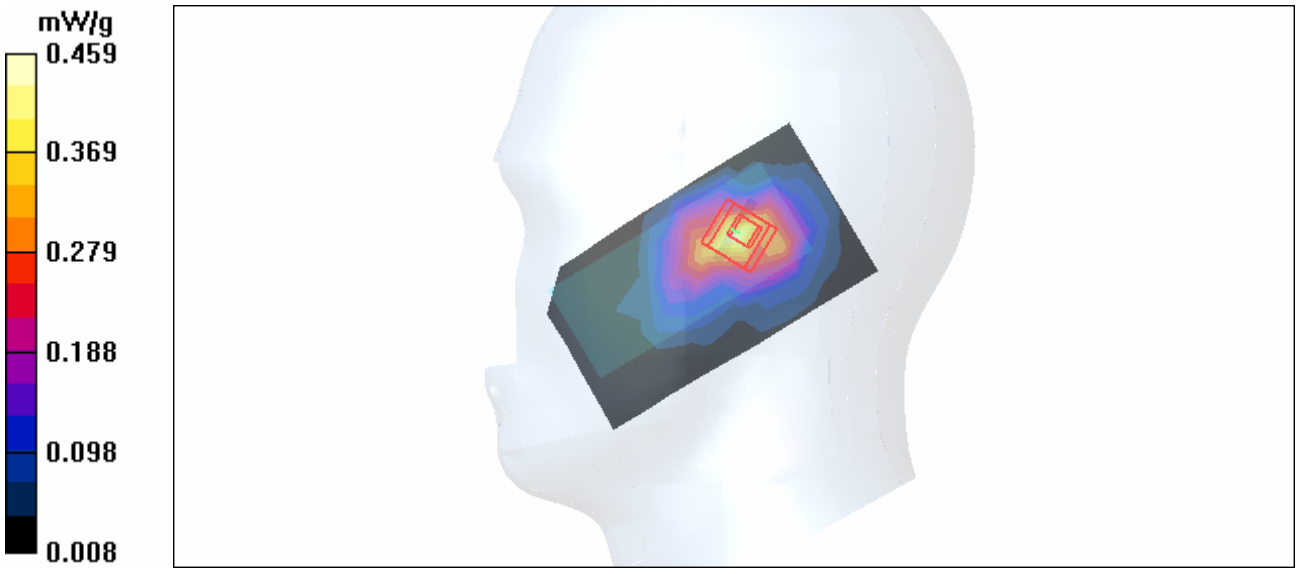

Date/Time: 2006/7/6 15:19:53

Test Laboratory: Advance Data Technology

Left Head-Cheek-PCS1900-CH661-Mode 9

DUT: Dual Band GSM GPRS Mobile Phone ; Type: M19 ; Test Frequency: 1880 MHz

Communication System: PCS 1900 ; Frequency: 1880 MHz ; Duty Cycle: 1:8.3
Phantom: SAM 12 Medium parameters used: f = 1880 MHz; σ = 1.38 mho/m; ε_r = 40.3; ρ = 1000 kg/m^3 ; Liquid level: 155 mm
Phantom section: Left Section ; DUT test position : Cheek ; Modulation type: GMSK
Antenna type : Internal Antenna ; Air temp. : 22.8 degrees ; Liquid temp. : 21.6 degrees

DASY4 Configuration:
- Probe: ET3DV6 - SN1687; ConvF(4.96, 4.96, 4.96) ; Calibrated: 2005/9/15
- Sensor-Surface: 4mm (Mechanical Surface Detection)
- Electronics: DAE3 Sn510; Calibrated: 2005/8/17
- Phantom: SAM 12; Type: SAM V4.0; Serial: TP 1202
- Measurement SW: DASY4, V4.7 Build 44; Postprocessing SW: SEMCAD, V1.8 Build 171

Touch position - Mid Channel 661/Area Scan (6x10x1): Measurement grid: dx=15mm, dy=15mm
Maximum value of SAR (measured) = 0.682 mW/g

Touch position - Mid Channel 661/Zoom Scan (7x7x7) (7x7x7)/Cube 0: Measurement grid: dx=5mm, dy=5mm, dz=5mm
Reference Value = 21.3 V/m
Peak SAR (extrapolated) = 1.03 W/kg
SAR(1 g) = 0.683 mW/g; SAR(10 g) = 0.402 mW/g
Maximum value of SAR (measured) = 0.756 mW/g

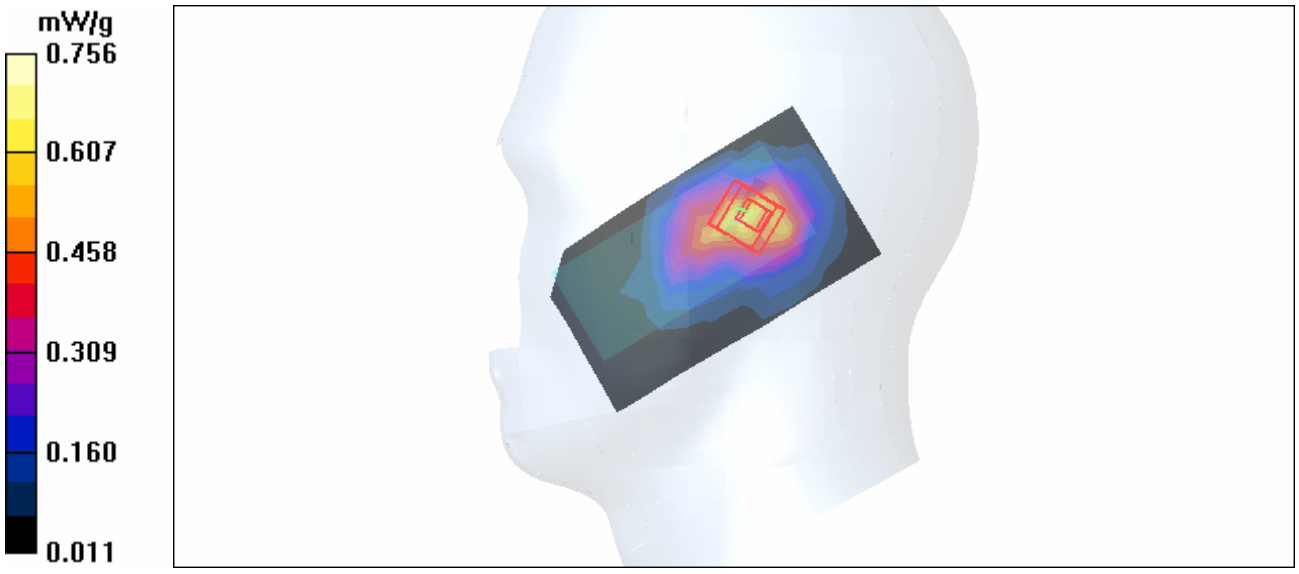

Date/Time: 2006/7/6 15:37:42

Test Laboratory: Advance Data Technology

Left Head-Cheek-PCS1900-CH810-Mode 9

DUT: Dual Band GSM GPRS Mobile Phone ; Type: M19 ; Test Frequency: 1909.8 MHz

Communication System: PCS 1900 ; Frequency: 1909.8 MHz ; Duty Cycle: 1:8.3
Phantom: SAM 12 Medium parameters used: f = 1909.8 MHz; σ = 1.41 mho/m; ε_r = 40.2; ρ = 1000 kg/m^3 ; Liquid level: 155 mm
Phantom section: Left Section ; DUT test position : Cheek ; Modulation type: GMSK
Antenna type : Internal Antenna ; Air temp. : 22.8 degrees ; Liquid temp. : 21.6 degrees

DASY4 Configuration:
- Probe: ET3DV6 - SN1687; ConvF(4.96, 4.96, 4.96) ; Calibrated: 2005/9/15
- Sensor-Surface: 4mm (Mechanical Surface Detection)
- Electronics: DAE3 Sn510; Calibrated: 2005/8/17
- Phantom: SAM 12; Type: SAM V4.0; Serial: TP 1202
- Measurement SW: DASY4, V4.7 Build 44; Postprocessing SW: SEMCAD, V1.8 Build 171

Touch position - High Channel 810/Area Scan (6x10x1): Measurement grid: dx=15mm, dy=15mm
Maximum value of SAR (measured) = 0.833 mW/g

Touch position - High Channel 810/Zoom Scan (7x7x7) (7x7x7)/Cube 0: Measurement grid: dx=5mm, dy=5mm, dz=5mm
Reference Value = 24.5 V/m
Peak SAR (extrapolated) = 1.37 W/kg
SAR(1 g) = 0.866 mW/g; SAR(10 g) = 0.503 mW/g
Maximum value of SAR (measured) = 0.956 mW/g

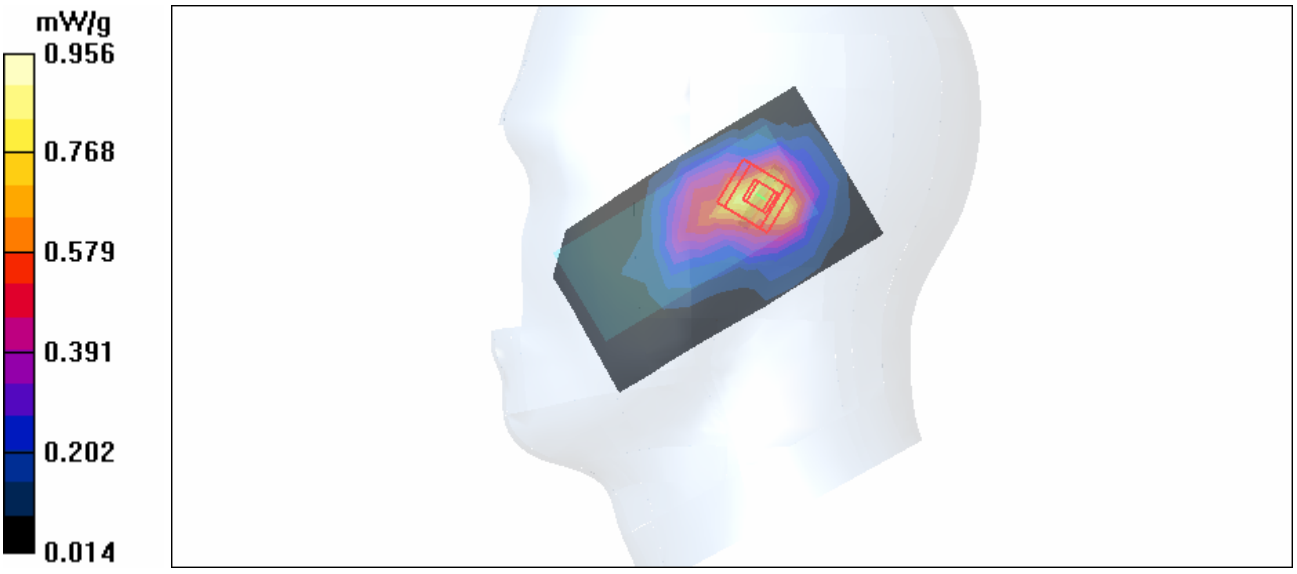

Date/Time: 2006/7/6 15:56:56

Test Laboratory: Advance Data Technology

Left Head-Tilt-PCS1900-CH512-Mode 10

DUT: Dual Band GSM GPRS Mobile Phone ; Type: M19 ; Test Frequency: 1850.2 MHz

Communication System: PCS 1900 ; Frequency: 1850.2 MHz; Duty Cycle: 1:8.3
Medium: HSL1900 Medium parameters used: f = 1850.2 MHz; σ = 1.35 mho/m; ε_r = 40.5; ρ = 1000 kg/m^3 ; Liquid level: 155 mm
Phantom section: Left Section ; DUT test position : Tilt ; Modulation type: GMSK
Antenna type : Internal Antenna ; Air temp. : 22.8 degrees ; Liquid temp. : 21.6 degrees

DASY4 Configuration:
- Probe: ET3DV6 - SN1687 ; ConvF(4.96, 4.96, 4.96) ; Calibrated: 2005/9/15
- Sensor-Surface: 4mm (Mechanical Surface Detection)
- Electronics: DAE3 Sn510; Calibrated: 2005/8/17
- Phantom: SAM 12; Type: SAM V4.0; Serial: TP 1202
- Measurement SW: DASY4, V4.7 Build 44; Postprocessing SW: SEMCAD, V1.8 Build 171

Tilt position - Low Channel 512/Area Scan (6x10x1): Measurement grid: dx=15mm, dy=15mm
Maximum value of SAR (measured) = 0.399 mW/g

Tilt position - Low Channel 512/Zoom Scan (7x7x7) (7x7x7)/Cube 0: Measurement grid: dx=5mm, dy=5mm, dz=5mm
Reference Value = 18.0 V/m
Peak SAR (extrapolated) = 0.675 W/kg
SAR(1 g) = 0.435 mW/g; SAR(10 g) = 0.240 mW/g
Maximum value of SAR (measured) = 0.491 mW/g

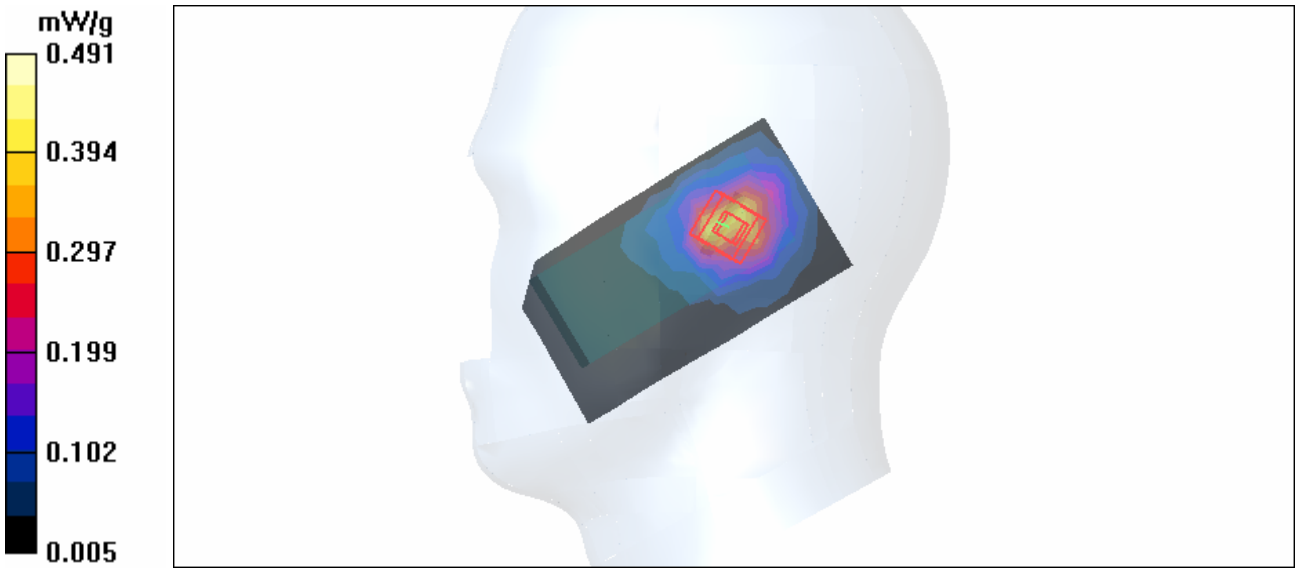

Date/Time: 2006/7/6 16:15:26

Test Laboratory: Advance Data Technology

Left Head-Tilt-PCS1900-CH661-Mode 10

DUT: Dual Band GSM GPRS Mobile Phone ; Type: M19 ; Test Frequency: 1880 MHz

Communication System: PCS 1900 ; Frequency: 1880 MHz; Duty Cycle: 1:8.3
Medium: HSL1900 Medium parameters used: f = 1880 MHz; σ = 1.38 mho/m; ε_r = 40.3; ρ = 1000 kg/m^3 ; Liquid level: 155 mm
Phantom section: Left Section ; DUT test position : Tilt ; Modulation type: GMSK
Antenna type : Internal Antenna ; Air temp. : 22.8 degrees ; Liquid temp. : 21.6 degrees

DASY4 Configuration:
- Probe: ET3DV6 - SN1687 ; ConvF(4.96, 4.96, 4.96) ; Calibrated: 2005/9/15
- Sensor-Surface: 4mm (Mechanical Surface Detection)
- Electronics: DAE3 Sn510; Calibrated: 2005/8/17
- Phantom: SAM 12; Type: SAM V4.0; Serial: TP 1202
- Measurement SW: DASY4, V4.7 Build 44; Postprocessing SW: SEMCAD, V1.8 Build 171

Tilt position - Mid Channel 661/Area Scan (6x10x1): Measurement grid: dx=15mm, dy=15mm
Maximum value of SAR (measured) = 0.680 mW/g

Tilt position - Mid Channel 661/Zoom Scan (7x7x7) (7x7x7)/Cube 0: Measurement grid: dx=5mm, dy=5mm, dz=5mm
Reference Value = 23.6 V/m
Peak SAR (extrapolated) = 1.12 W/kg
SAR(1 g) = 0.698 mW/g; SAR(10 g) = 0.384 mW/g
Maximum value of SAR (measured) = 0.785 mW/g

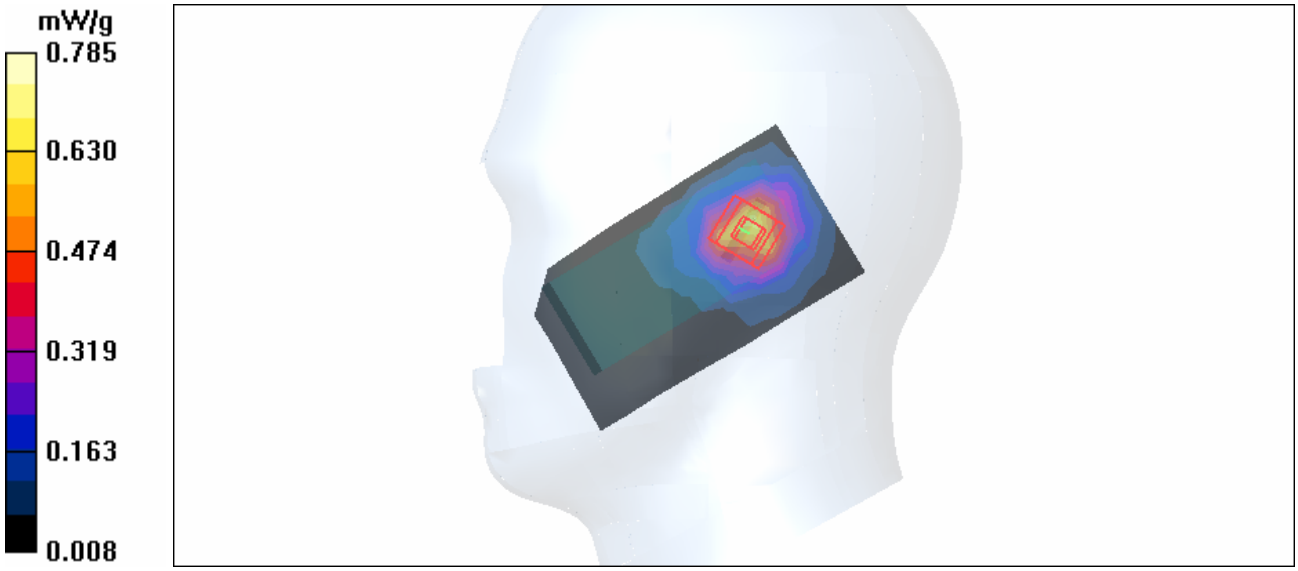

Date/Time: 2006/7/6 16:33:13

Test Laboratory: Advance Data Technology

Left Head-Tilt-PCS1900-CH810-Mode 10

DUT: Dual Band GSM GPRS Mobile Phone ; Type: M19 ; Test Frequency: 1909.8 MHz

Communication System: PCS 1900 ; Frequency: 1909.8 MHz; Duty Cycle: 1:8.3
Medium: HSL1900 Medium parameters used: f = 1909.8 MHz; σ = 1.41 mho/m; ε_r = 40.2; ρ = 1000 kg/m^3 ; Liquid level: 155 mm
Phantom section: Left Section ; DUT test position : Tilt ; Modulation type: GMSK
Antenna type : Internal Antenna ; Air temp. : 22.8 degrees ; Liquid temp. : 21.6 degrees

DASY4 Configuration:
- Probe: ET3DV6 - SN1687 ; ConvF(4.96, 4.96, 4.96) ; Calibrated: 2005/9/15
- Sensor-Surface: 4mm (Mechanical Surface Detection)
- Electronics: DAE3 Sn510; Calibrated: 2005/8/17
- Phantom: SAM 12; Type: SAM V4.0; Serial: TP 1202
- Measurement SW: DASY4, V4.7 Build 44; Postprocessing SW: SEMCAD, V1.8 Build 171

Tilt position - High Channel 810/Area Scan (6x10x1): Measurement grid: dx=15mm, dy=15mm
Maximum value of SAR (measured) = 0.912 mW/g

Tilt position - High Channel 810/Zoom Scan (7x7x7) (7x7x7)/Cube 0: Measurement grid: dx=5mm, dy=5mm, dz=5mm
Reference Value = 27.0 V/m
Peak SAR (extrapolated) = 1.45 W/kg
SAR(1 g) = 0.899 mW/g; SAR(10 g) = 0.495 mW/g
Maximum value of SAR (measured) = 1.01 mW/g

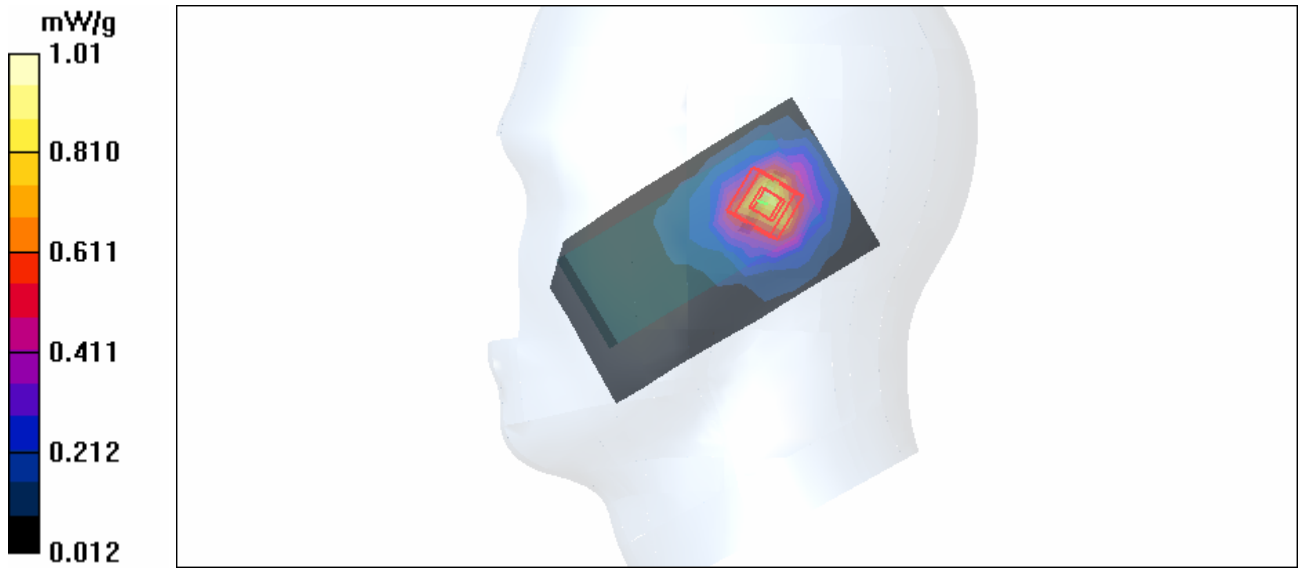

Date/Time: 2006/7/6 19:23:07

Test Laboratory: Advance Data Technology

BodyWorn-GPRS1900-CH512-Keypad Down-Mode 11

DUT: Dual Band GSM GPRS Mobile Phone ; Type: M19 ; Test Frequency: 1850.2 MHz

Communication System: PCS 1900 ; Frequency: 1850.2 MHz ; Duty Cycle: 1:4
Medium: MSL1900 Medium parameters used: f = 1850.2 MHz; σ = 1.51 mho/m; ε_r = 55.4; ρ = 1000 kg/m^3 ; Liquid Level : 150 mm
Phantom section: Flat Section ; DUT test position : Body ; Modulation Type: GMSK / UL 2 time slots
Separation Distance : 15 mm (The bottom side of the EUT to the Phantom)
Antenna Type : Internal Antenna ; Air Temp. : 22.6 degrees ; Liquid Temp. : 21.5 degrees
DASY4 Configuration:
- Probe: ET3DV6 - SN1687 ; ConvF(4.39, 4.39, 4.39) ; Calibrated: 2005/9/15
- Sensor-Surface: 4mm (Mechanical Surface Detection)
- Electronics: DAE3 Sn510 ; Calibrated: 2005/8/17
- Phantom: SAM 12 ; Type: SAM V4.0; Serial: TP 1202
- Measurement SW: DASY4, V4.7 Build 44 ; Postprocessing SW: SEMCAD, V1.8 Build 171

Low Channel 512/Area Scan (5x9x1): Measurement grid: dx=15mm, dy=15mm
Maximum value of SAR (measured) = 0.309 mW/g

Low Channel 512/Zoom Scan (7x7x7) (7x7x7)/Cube 0: Measurement grid: dx=5mm, dy=5mm, dz=5mm
Reference Value = 15.1 V/m
Peak SAR (extrapolated) = 0.479 W/kg
SAR(1 g) = 0.313 mW/g; SAR(10 g) = 0.194 mW/g
Maximum value of SAR (measured) = 0.339 mW/g

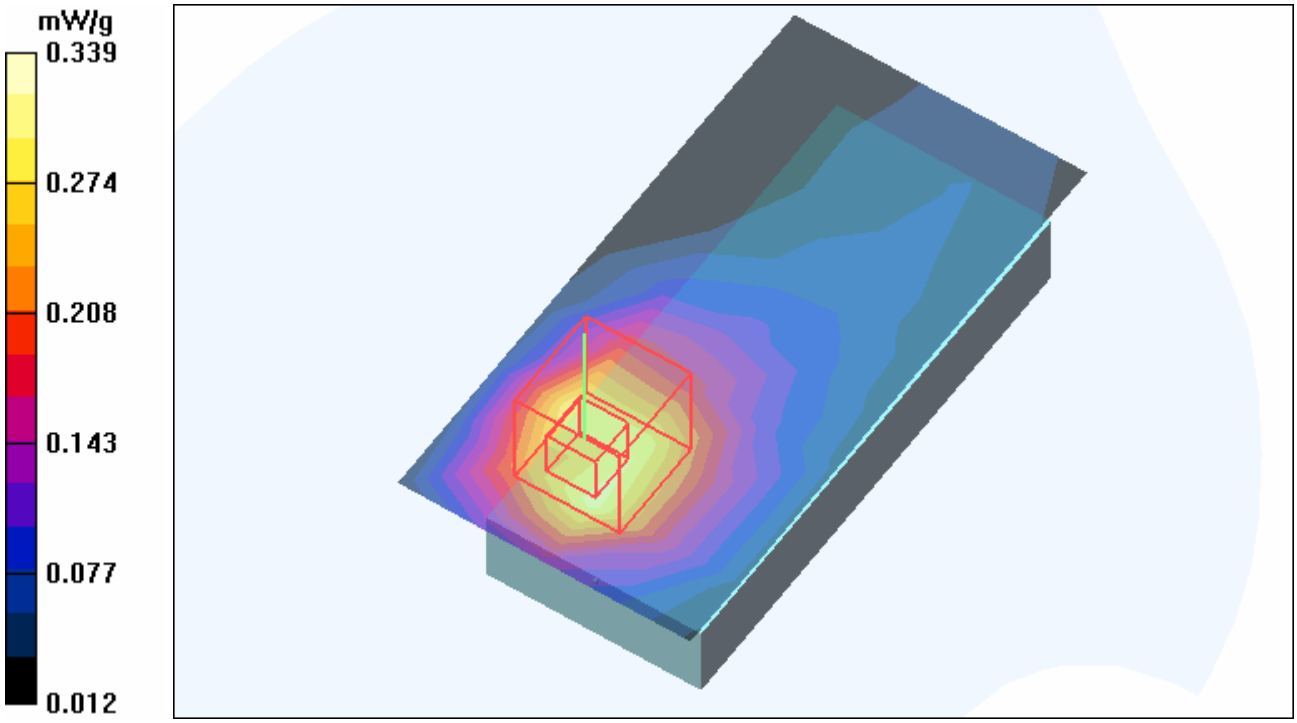

Date/Time: 2006/7/6 19:39:02

Test Laboratory: Advance Data Technology

BodyWorn-GPRS1900-CH661-Keypad Down-Mode 11

DUT: Dual Band GSM GPRS Mobile Phone ; Type: M19 ; Test Frequency: 1880 MHz

Communication System: PCS 1900 ; Frequency: 1880 MHz ; Duty Cycle: 1:4

Medium: MSL1900 Medium parameters used: f = 1880 MHz; σ = 1.54 mho/m; ε_r = 55.3; ρ = 1000 kg/m^3 ; Liquid Level : 150 mm

Phantom section: Flat Section ; DUT test position : Body ; Modulation Type: GMSK / UL 2 time slots

Separation Distance : 15 mm (The bottom side of the EUT to the Phantom)

Antenna Type : Internal Antenna ; Air Temp. : 22.6 degrees ; Liquid Temp. : 21.5 degrees

DASY4 Configuration:

- Probe: ET3DV6 - SN1687 ; ConvF(4.39, 4.39, 4.39) ; Calibrated: 2005/9/15
- Sensor-Surface: 4mm (Mechanical Surface Detection)
- Electronics: DAE3 Sn510 ; Calibrated: 2005/8/17
- Phantom: SAM 12 ; Type: SAM V4.0; Serial: TP 1202
- Measurement SW: DASY4, V4.7 Build 44 ; Postprocessing SW: SEMCAD, V1.8 Build 171

Mid Channel 661/Area Scan (5x9x1): Measurement grid: dx=15mm, dy=15mm

Maximum value of SAR (measured) = 0.510 mW/g

Mid Channel 661/Zoom Scan (7x7x7) (7x7x7)/Cube 0: Measurement grid: dx=5mm, dy=5mm, dz=5mm

Reference Value = 18.5 V/m

Peak SAR (extrapolated) = 0.810 W/kg

SAR(1 g) = 0.526 mW/g; SAR(10 g) = 0.324 mW/g

Maximum value of SAR (measured) = 0.577 mW/g

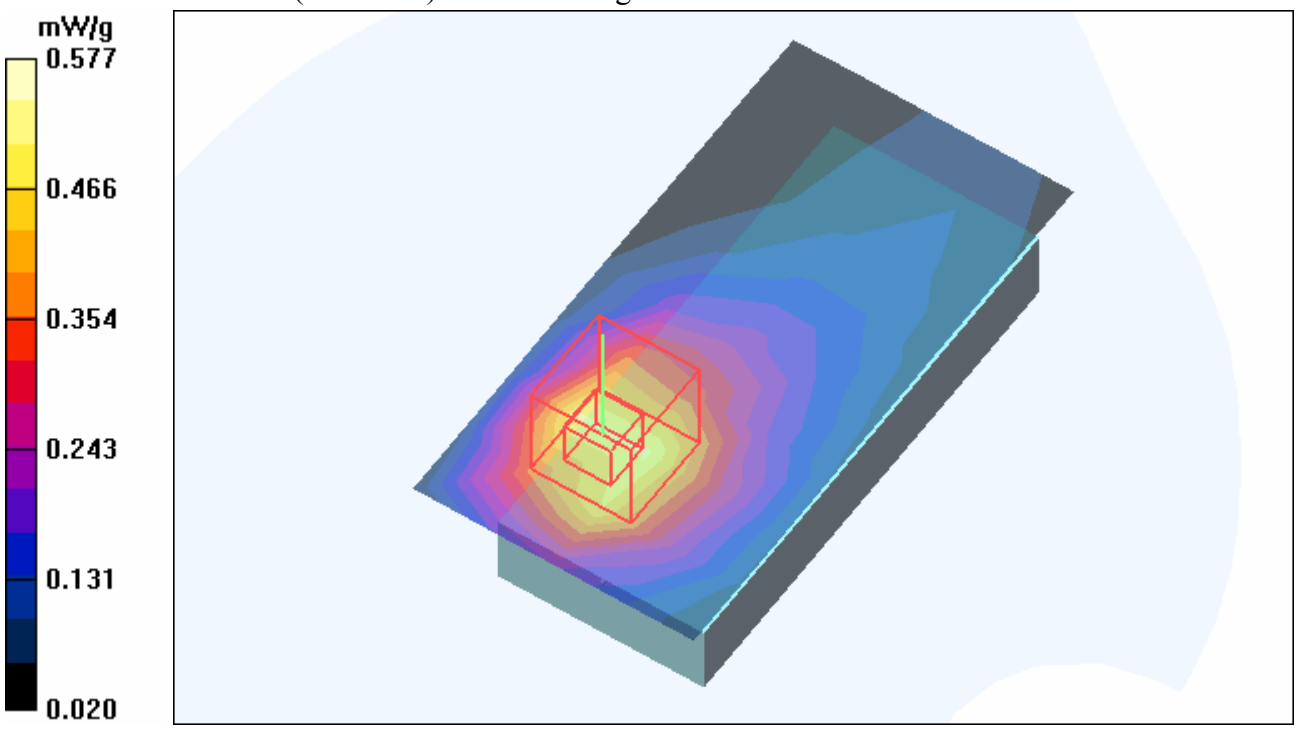

Date/Time: 2006/7/6 19:54:37

Test Laboratory: Advance Data Technology

BodyWorn-GPRS1900-CH810-Keypad Down-Mode 11

DUT: Dual Band GSM GPRS Mobile Phone ; Type: M19 ; Test Frequency: 1909.8 MHz

Communication System: PCS 1900 ; Frequency: 1909.8 MHz ; Duty Cycle: 1:4

Medium: MSL1900 Medium parameters used: f = 1909.8 MHz; σ = 1.58 mho/m; ε_r = 55.2; ρ = 1000 kg/m^3 ; Liquid Level : 150 mm

Phantom section: Flat Section ; DUT test position : Body ; Modulation Type: GMSK / UL 2 time slots

Separation Distance : 15 mm (The bottom side of the EUT to the Phantom)

Antenna Type : Internal Antenna ; Air Temp. : 22.6 degrees ; Liquid Temp. : 21.5 degrees

DASY4 Configuration:

- Probe: ET3DV6 - SN1687 ; ConvF(4.39, 4.39, 4.39) ; Calibrated: 2005/9/15
- Sensor-Surface: 4mm (Mechanical Surface Detection)
- Electronics: DAE3 Sn510 ; Calibrated: 2005/8/17
- Phantom: SAM 12 ; Type: SAM V4.0; Serial: TP 1202
- Measurement SW: DASY4, V4.7 Build 44 ; Postprocessing SW: SEMCAD, V1.8 Build 171

High Channel 810/Area Scan (5x9x1): Measurement grid: dx=15mm, dy=15mm

Maximum value of SAR (measured) = 0.713 mW/g

High Channel 810/Zoom Scan (7x7x7) (7x7x7)/Cube 0: Measurement grid: dx=5mm, dy=5mm, dz=5mm

Reference Value = 20.6 V/m

Peak SAR (extrapolated) = 1.16 W/kg

SAR(1 g) = 0.731 mW/g; SAR(10 g) = 0.443 mW/g

Maximum value of SAR (measured) = 0.806 mW/g

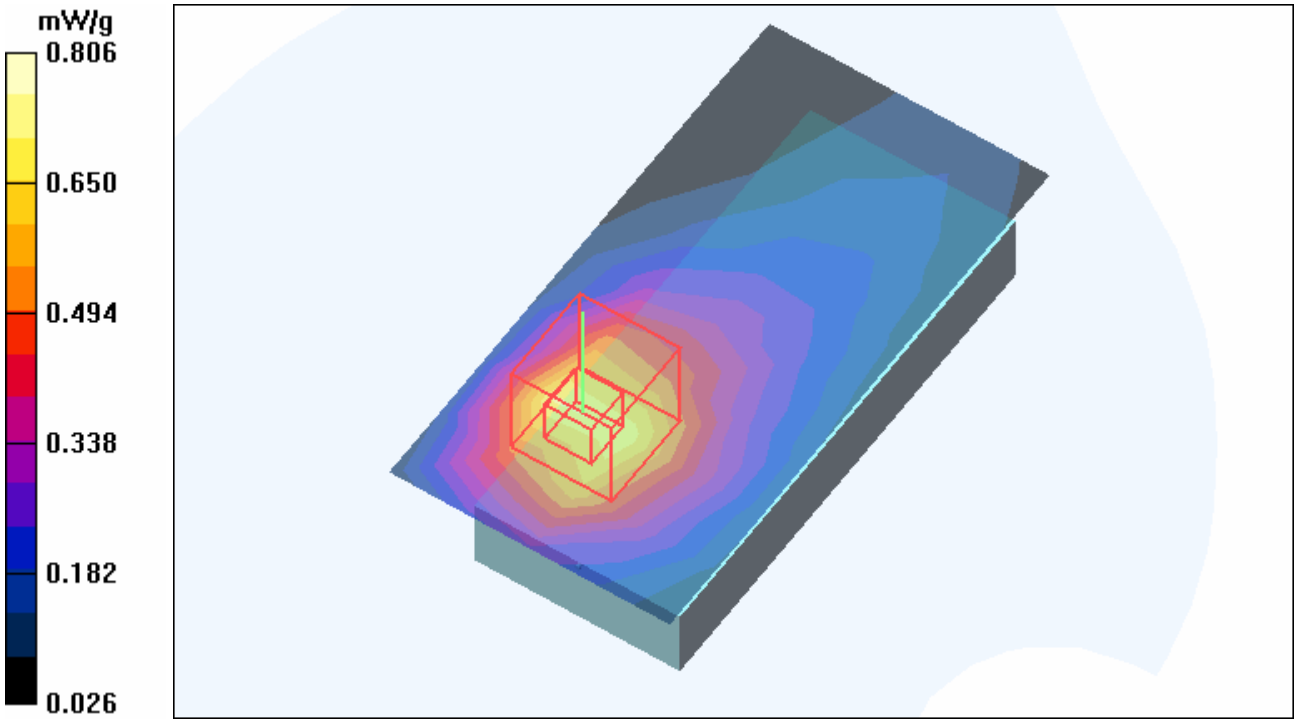

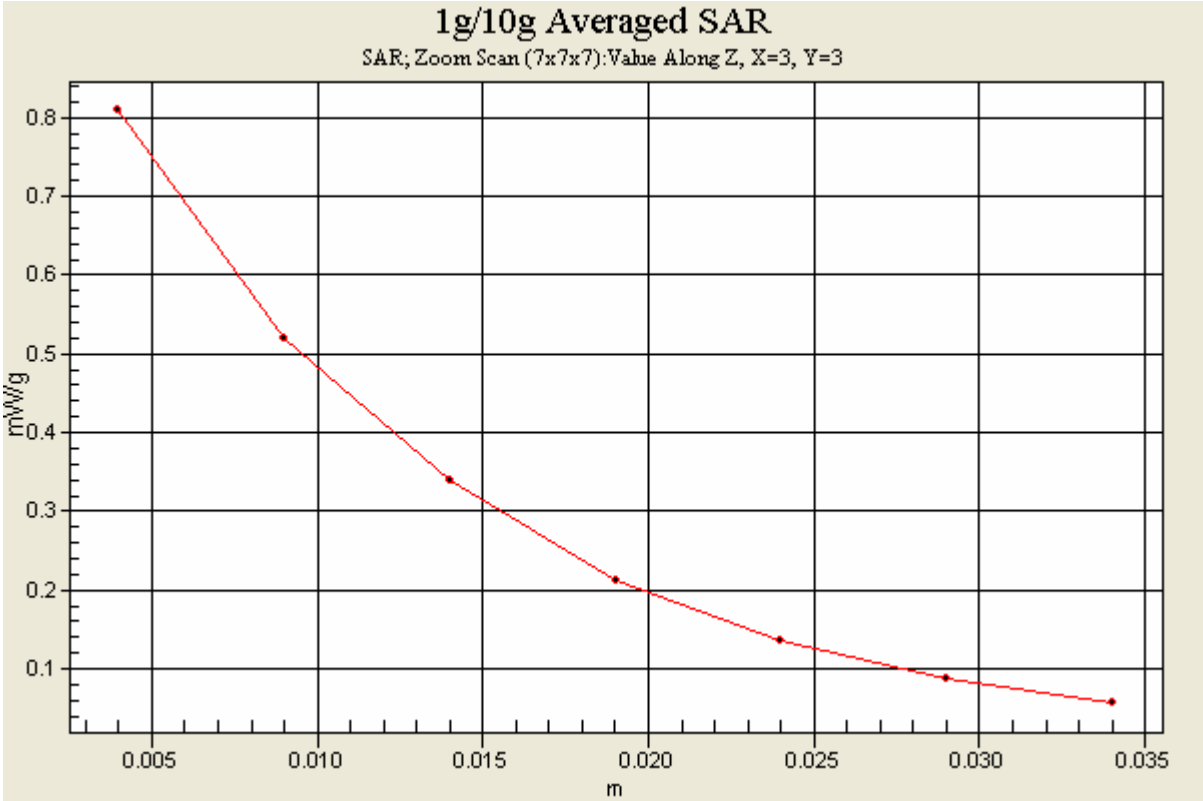
1g/10g Averaged SAR
SAR; Zoom Scan (7x7x7):Value Along Z, X=3, Y=3
mW/g
0.8
0.7
0.6
0.5
0.4
0.3
0.2
0.1
0.005
0.010
0.015
0.020
0.025
0.030
0.035
m

Date/Time: 2006/7/6 20:11:57

Test Laboratory: Advance Data Technology

BodyWorn-GPRS1900-CH810-Keypad Up-Mode 12

DUT: Dual Band GSM GPRS Mobile Phone ; Type: M19 ; Test Frequency: 1909.8 MHz

Communication System: PCS 1900 ; Frequency: 1909.8 MHz ; Duty Cycle: 1:4
Medium: MSL1900 Medium parameters used: f = 1909.8 MHz; σ = 1.58 mho/m; ε_r = 55.2; ρ = 1000 kg/m^3 ; Liquid Level : 150 mm
Phantom section: Flat Section ; DUT test position : Body ; Modulation Type: GMSK / UL 2 time slots
Separation Distance : 15 mm (The front side of the EUT to the Phantom)
Antenna Type : Internal Antenna ; Air Temp. : 22.6 degrees ; Liquid Temp. : 21.5 degrees

DASY4 Configuration:
- Probe: ET3DV6 - SN1687 ; ConvF(4.39, 4.39, 4.39) ; Calibrated: 2005/9/15
- Sensor-Surface: 4mm (Mechanical Surface Detection)
- Electronics: DAE3 Sn510 ; Calibrated: 2005/8/17
- Phantom: SAM 12 ; Type: SAM V4.0; Serial: TP 1202
- Measurement SW: DASY4, V4.7 Build 44 ; Postprocessing SW: SEMCAD, V1.8 Build 171

High Channel 810/Area Scan (5x9x1): Measurement grid: dx=15mm, dy=15mm
Maximum value of SAR (measured) = 0.289 mW/g

High Channel 810/Zoom Scan (7x7x7) (7x7x7)/Cube 0: Measurement grid: dx=5mm, dy=5mm, dz=5mm
Reference Value = 12.9 V/m
Peak SAR (extrapolated) = 0.476 W/kg
SAR(1 g) = 0.299 mW/g; SAR(10 g) = 0.183 mW/g
Maximum value of SAR (measured) = 0.323 mW/g

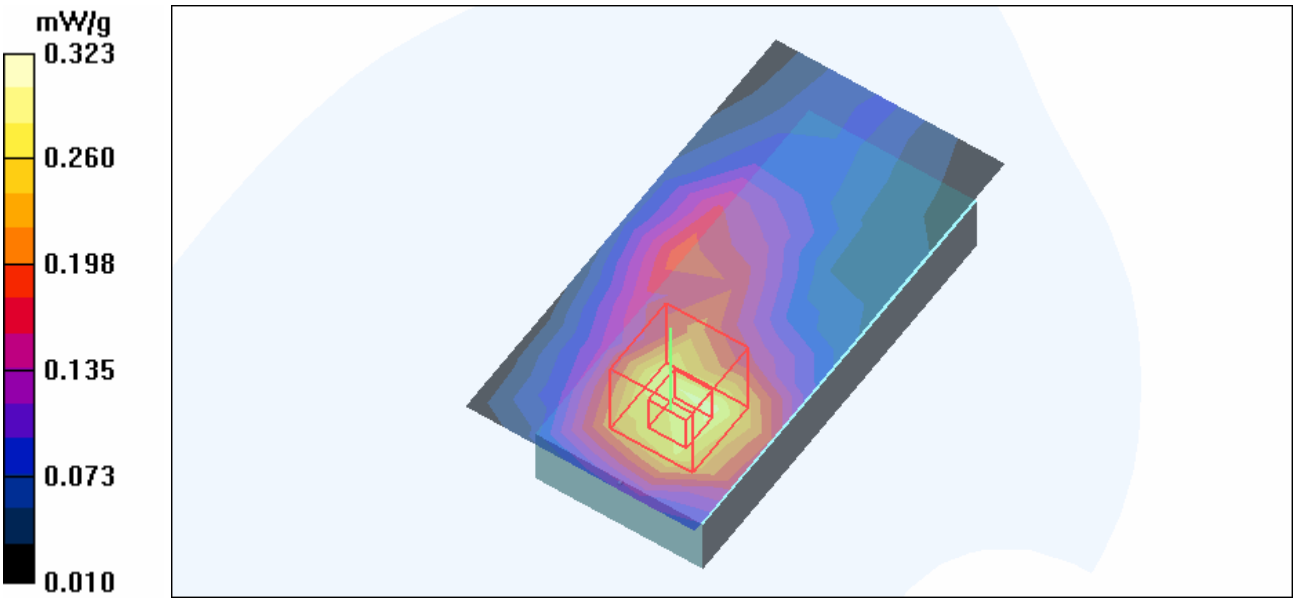

Date/Time: 2006/7/7 13:47:11

Test Laboratory: Advance Data Technology

System Validation Check-HSL 835MHz

DUT: Dipole 850 MHz ; Type: D835V2 ; Serial: 4d021 ; Test Frequency: 835 MHz

Communication System: CW ; Frequency: 835 MHz; Duty Cycle: 1:1; Modulation type: CW
Medium: HSL835;Medium parameters used: f = 835 MHz; σ = 0.88 mho/m; ε_r = 41.7; ρ = 1000 kg/m^3 ;
Liquid level : 151 mm
Phantom section: Flat Section ; Separation distance : 15 mm (The feetpoint of the dipole to the Phantom)Air temp. : 22.5 degrees ; Liquid temp. : 21.2 degrees

DASY4 Configuration:
- Probe: ET3DV6 - SN1687 ; ConvF(6.34, 6.34, 6.34) ; Calibrated: 2005/9/15
- Sensor-Surface: 4mm (Mechanical Surface Detection)
- Electronics: DAE3 Sn510; Calibrated: 2005/8/17
- Phantom: SAM 12; Type: SAM V4.0; Serial: TP 1202
- Measurement SW: DASY4, V4.7 Build 44; Postprocessing SW: SEMCAD, V1.8 Build 171

d=15mm, Pin=250mW/Area Scan (7x9x1): Measurement grid: dx=15mm, dy=15mm
Maximum value of SAR (measured) = 2.30 mW/g

d=15mm, Pin=250mW/Zoom Scan (7x7x7) (7x7x7)/Cube 0: Measurement grid: dx=5mm, dy=5mm, dz=5mm
Reference Value = 52.8 V/m; Power Drift = -0.030 dB
Peak SAR (extrapolated) = 3.43 W/kg
SAR(1 g) = 2.29 mW/g; SAR(10 g) = 1.49 mW/g
Maximum value of SAR (measured) = 2.47 mW/g

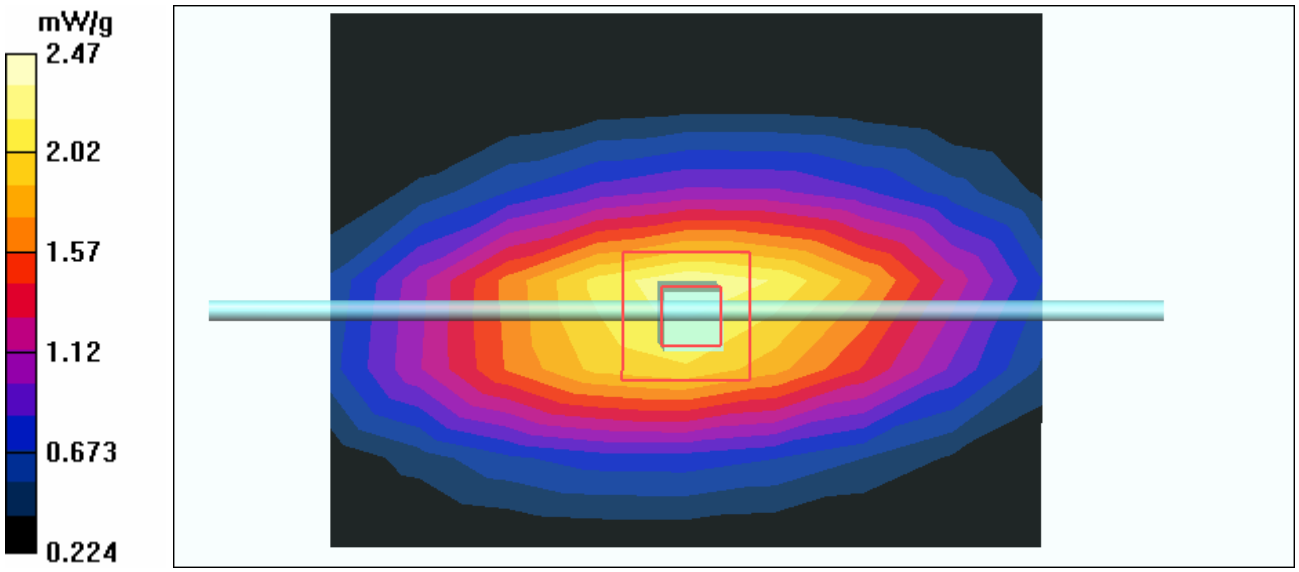

Date/Time: 2006/7/7 20:00:37

Test Laboratory: Advance Data Technology

System Validation Check-MSL 835MHz

DUT: Dipole 850 MHz ; Type: D835V2 ; Serial: 4d021 ; Test Frequency: 835 MHz

Communication System: CW ; Frequency: 835 MHz; Duty Cycle: 1:1; Modulation type: CW
Medium: MSL835;Medium parameters used: f = 835 MHz; σ = 0.94 mho/m; ε_r = 54.8; ρ = 1000 kg/m^3 ;
Liquid level : 155 mm
Phantom section: Flat Section ; Separation distance : 15 mm (The feetpoint of the dipole to the Phantom)Air temp. : 22.1 degrees ; Liquid temp. : 21.2 degrees

DASY4 Configuration:
- Probe: ET3DV6 - SN1687 ; ConvF(6.21, 6.21, 6.21) ; Calibrated: 2005/9/15
- Sensor-Surface: 4mm (Mechanical Surface Detection)
- Electronics: DAE3 Sn510; Calibrated: 2005/8/17
- Phantom: SAM 12; Type: SAM V4.0; Serial: TP 1202
- Measurement SW: DASY4, V4.7 Build 44; Postprocessing SW: SEMCAD, V1.8 Build 171

d=15mm, Pin=250mW/Area Scan (7x9x1): Measurement grid: dx=15mm, dy=15mm
Maximum value of SAR (measured) = 2.33 mW/g

d=15mm, Pin=250mW/Zoom Scan (7x7x7) (7x7x7)/Cube 0: Measurement grid: dx=5mm, dy=5mm, dz=5mm
Reference Value = 50.2 V/m; Power Drift = -0.016 dB
Peak SAR (extrapolated) = 3.49 W/kg
SAR(1 g) = 2.42 mW/g; SAR(10 g) = 1.6 mW/g
Maximum value of SAR (measured) = 2.61 mW/g

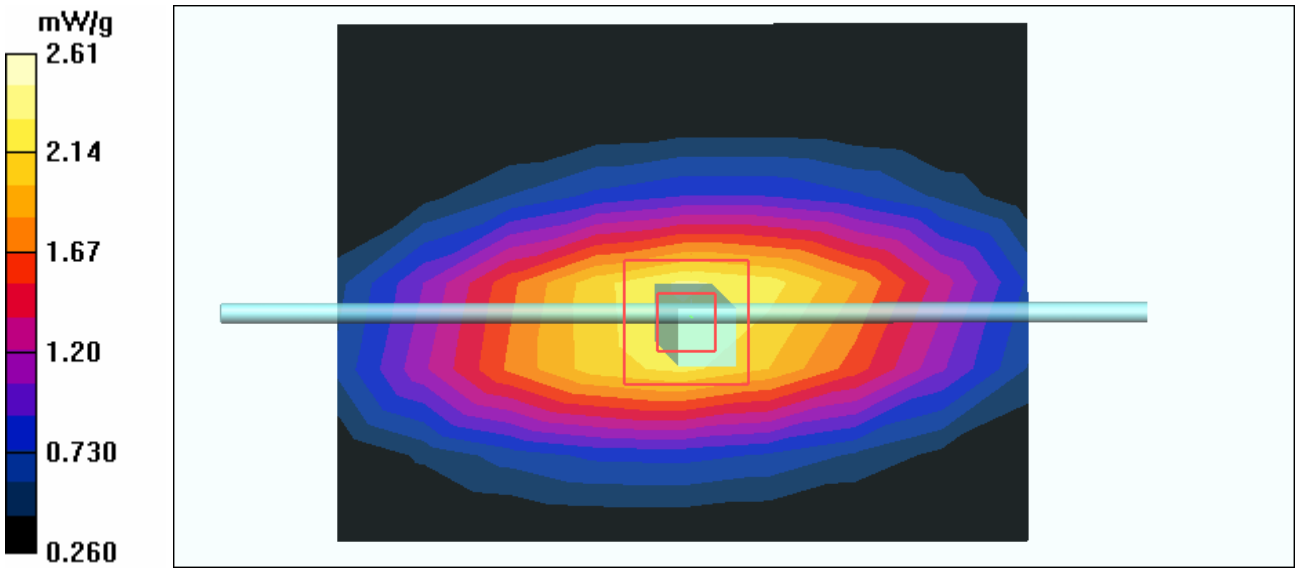

Date/Time: 2006/7/6 10:32:25

Test Laboratory: Advance Data Technology

System Validation Check-HSL 1900MHz

DUT: Dipole 1900 MHz ; Type: D1900V2 ; Serial: 5d022 ; Test Frequency: 1900 MHz

Communication System: CW ; Frequency: 1900 MHz; Duty Cycle: 1:1; Modulation type: CW
Medium: HSL1900;Medium parameters used: f = 1900 MHz; σ = 1.4 mho/m; ε_r = 40.3; ρ = 1000 kg/m^3 ;
Liquid level : 150 mm
Phantom section: Flat Section ; Separation distance : 10 mm (The feetpoint of the dipole to the Phantom)Air temp. : 23.1 degrees ; Liquid temp. : 22.0 degrees

DASY4 Configuration:
- Probe: ET3DV6 - SN1687 ; ConvF(4.96, 4.96, 4.96) ; Calibrated: 2005/9/15
- Sensor-Surface: 4mm (Mechanical Surface Detection)
- Electronics: DAE3 Sn510; Calibrated: 2005/8/17
- Phantom: SAM 12; Type: SAM V4.0; Serial: TP 1202
- Measurement SW: DASY4, V4.7 Build 44; Postprocessing SW: SEMCAD, V1.8 Build 171

d=10mm, Pin=250mW/Area Scan (7x7x1): Measurement grid: dx=15mm, dy=15mm
Maximum value of SAR (measured) = 10.6 mW/g

d=10mm, Pin=250mW/Zoom Scan (7x7x7) (7x7x7)/Cube 0: Measurement grid: dx=5mm, dy=5mm, dz=5mm
Reference Value = 89.9 V/m; Power Drift = -0.049 dB
Peak SAR (extrapolated) = 16.2 W/kg
SAR(1 g) = 9.4 mW/g; SAR(10 g) = 4.97 mW/g

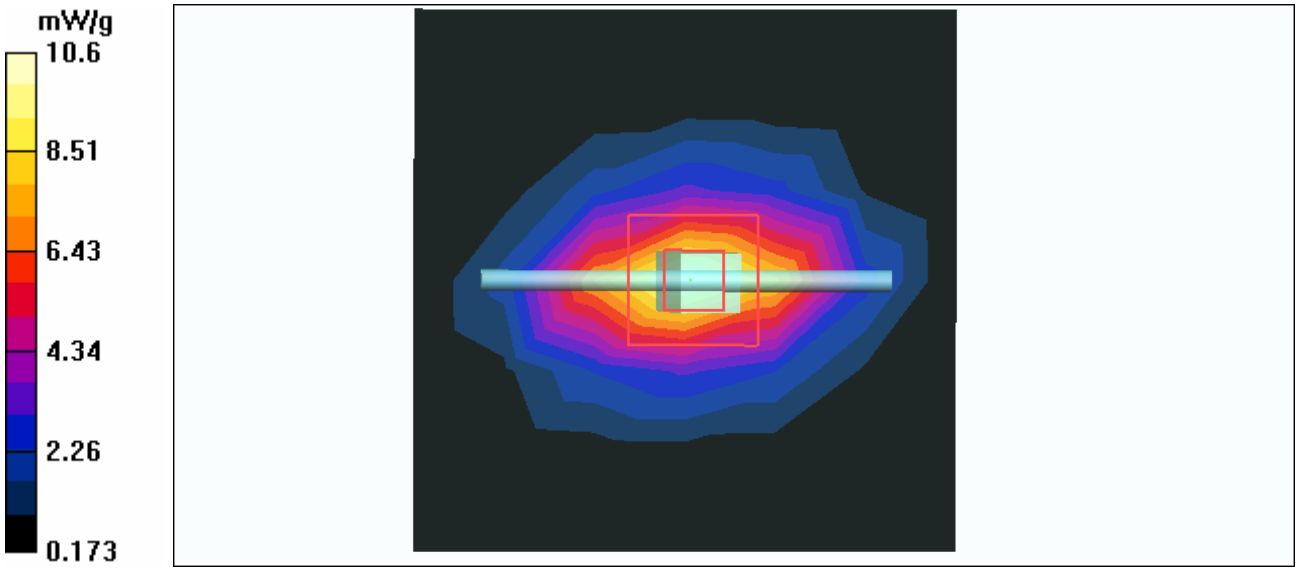

Date/Time: 2006/7/6 18:33:47

Test Laboratory: Advance Data Technology

System Validation Check-MSL 1900MHz

DUT: Dipole 1900 MHz ; Type: D1900V2 ; Serial: 5d022 ; Test Frequency: 1900 MHz

Communication System: CW ; Frequency: 1900 MHz; Duty Cycle: 1:1; Modulation type: CW
Medium: MSL1900;Medium parameters used: f = 1900 MHz; σ = 1.56 mho/m; ε_r = 55.2; ρ = 1000 kg/m^3 ; Liquid level : 150 mm
Phantom section: Flat Section ; Separation distance : 10 mm (The feetpoint of the dipole to the Phantom)Air temp. : 22.6 degrees ; Liquid temp. : 21.5 degrees

DASY4 Configuration:
- Probe: ET3DV6 - SN1687 ; ConvF(4.39, 4.39, 4.39) ; Calibrated: 2005/9/15
- Sensor-Surface: 4mm (Mechanical Surface Detection)
- Electronics: DAE3 Sn510; Calibrated: 2005/8/17
- Phantom: SAM 12; Type: SAM V4.0; Serial: TP 1202
- Measurement SW: DASY4, V4.7 Build 44; Postprocessing SW: SEMCAD, V1.8 Build 171

d=10mm, Pin=250mW/Area Scan (7x7x1): Measurement grid: dx=15mm, dy=15mm
Maximum value of SAR (measured) = 10.8 mW/g
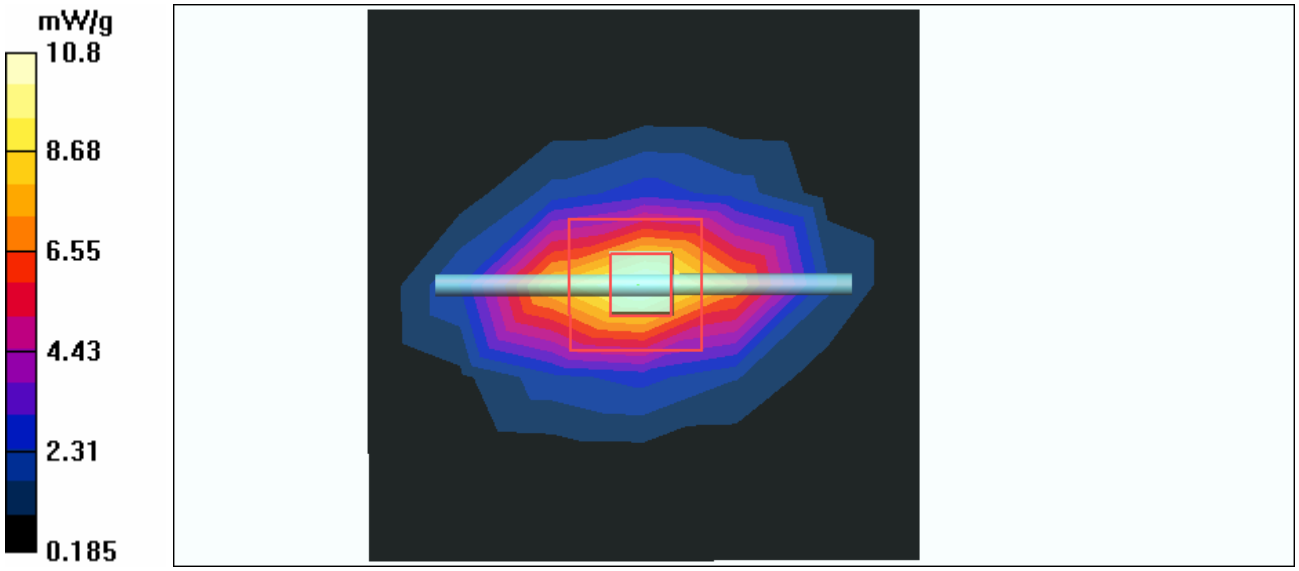
d=10mm, Pin=250mW/Zoom Scan (7x7x7) (7x7x7)/Cube 0: Measurement grid: dx=5mm, dy=5mm, dz=5mm
Reference Value = 87.3 V/m; Power Drift = -0.004 dB
Peak SAR (extrapolated) = 16.5 W/kg
SAR(1 g) = 9.51 mW/g; SAR(10 g) = 5.03 mW/g