ALTEC LANSING

JUST LISTEN.

LIFEJACKET JOLT WITH LIGHTS RUGGED BLUETOOTH SPEAKER

IMW580L

QUICK START GUIDE

In the Box

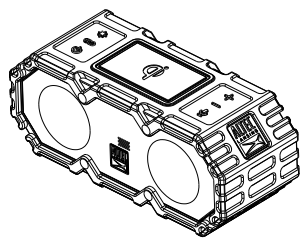

IMW580L Lifejacket Jolt with Lights Rugged Bluetooth Speaker

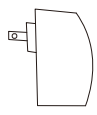

Wall Charger

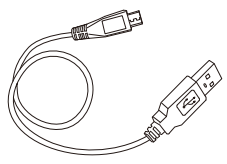

Micro USB Cable

A Closer Look

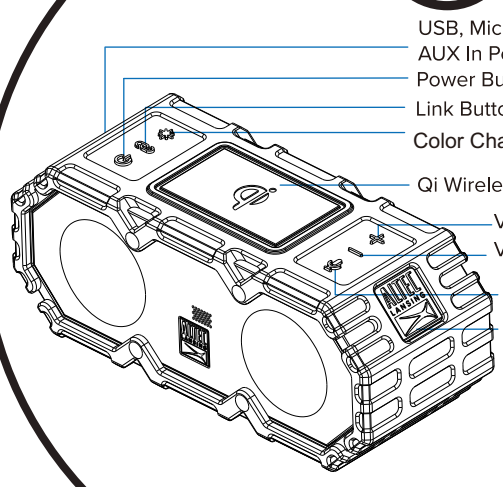

Charging

5-6 Hours Full Charge

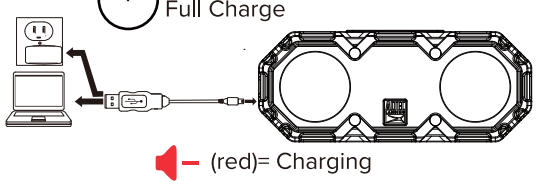

(red)= Charging

(off)= Charged

Place a Qi Wireless Charging Compatible Device on the Wireless Charging Pad to Begin Charging.

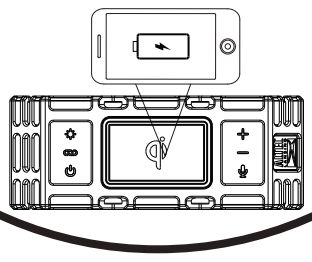

Powering On/ Bluetooth Pairing

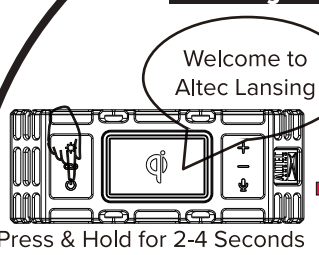

Press & Hold for 2-4 Seconds

Flashing Blue = Ready to Pair

Solid = Paired

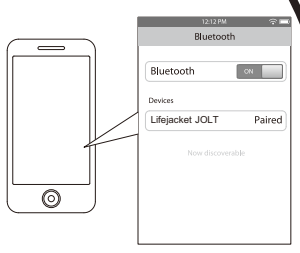

OR

For NFC-Enabled Phones

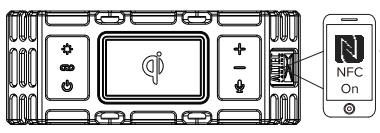

Touch back of phone to Altec Lansing Logo

House Party Mode

After connecting Bluetooth
PRESS & HOLD 2-3 SECONDS

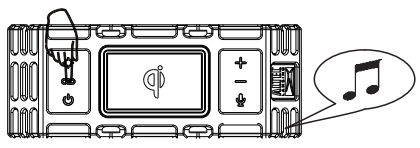

● = Parent Speaker Ready to Pair

Any Additional Speakers
TAP ONCE

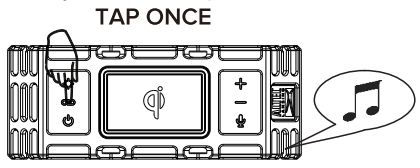

● = Green light will continue to flash when connected.

Just Ask/ Light Change Mode

To toggle between the different light modes: Multi color slow fade, White pulse to music, Multi color pulse to music, White slow fade, Solid Blue, Multi color change, Off.

PRESS



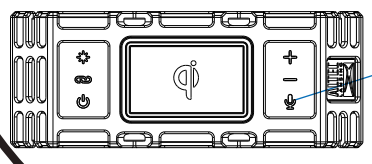

PRESS

To Activate JUST ASK and Speak to Siri or Google Assistant

Note: First time Power on the unit, After 20 seconds the Light will automatic change to off.

Controlling Music/Bluetooth Reset

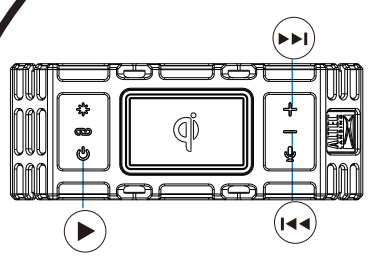

PRESS
- ▶ Play/Pause
- + Volume Up
- — Volume Down

PRESS & HOLD
- ▶▶| Next Track
- |◀◀ Previous Track

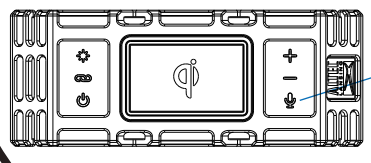

PRESS & HOLD

Disconnect Bluetooth: Press & Hold for 5 seconds and device will beep.
Reset All Connections: Press & Hold for 10 seconds and device will beep twice.

Answering Calls

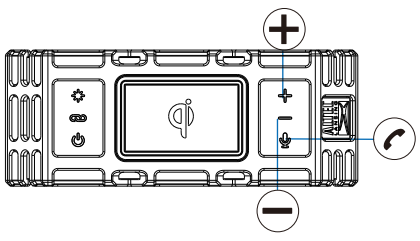

PRESS
- + Volume Up
- — Volume Down
- Answer Call/ End Call

PRESS & HOLD
- Ignore Call

Overall battery performance varies dependent upon use, settings and environmental conditions. For further information, please visit www.alteclansing.com

est. FIRST

FOLLOW US ON #myalteclansing

Caution: The user is cautioned that changes or modifications not expressly approved by the party responsible for compliance could void the user's authority to operate the equipment.

This device complies with Part 15 of the FCC Rules. Operation is subject to the following two conditions: (1) this device may not cause harmful interference, and (2) this device must accept any interference received, including interference that may cause undesired operation.

NOTE: This equipment has been tested and found to comply with the limits for a Class B digital device, pursuant to Part 15 of the FCC Rules. These limits are designed to provide reasonable protection against harmful interference in a residential installation. This equipment generates, uses and can radiate radio frequency energy and, if not installed and used in accordance with the instructions, may cause harmful interference to radio communications. However, there is no guarantee that interference will not occur in a particular installation.
If this equipment does cause harmful interference to radio or television reception, which can be determined by turning the equipment off and on, the user is encouraged to try to correct the interference by one or more of the following measures:
-- Reorient or relocate the receiving antenna.
-- Increase the separation between the equipment and receiver.
-- Connect the equipment into an outlet on a circuit different from that to which the receiver is connected.
-- Consult the dealer or an experienced radio/TV technician for help.

FCC Radiation Exposure Statement

This equipment complies with FCC radiation exposure limits set forth for an uncontrolled environment. This transmitter must not be co-located or operating in conjunction with any other antenna or transmitter.This equipment should be installed and operated with a minimum distance of 20cm between the radiator and your body.