Appendix D. SAR Test Setup Photos

Head Exposure Condition

Right Cheek, Test Separation 0 mm

Right Tilted, Test Separation 0 mm

Left Cheek, Test Separation 0 mm

Left Tilted, Test Separation 0 mm

Hotspot Exposure Condition

Front, Test Separation 10 mm

Back, Test Separation 10 mm



Left Side, Test Separation 10 mm

Right Side, Test Separation 10 mm



Top Side, Test Separation 10 mm



Bottom Side, Test Separation 10 mm

Body-worn Exposure Condition

Front, Test Separation 15 mm

Back, Test Separation 15 mm

Sensor off

Back, Test Separation 16 mm

Product Specific 10g SAR

Front, Test Separation 0 mm

Back, Test Separation 0 mm



Left Side, Test Separation 0 mm

Right Side, Test Separation 0 mm



Top Side, Test Separation 0 mm

Sensor off

Back, Test Separation 8 mm

Right Side, Test Separation 4 mm

Antenna Location

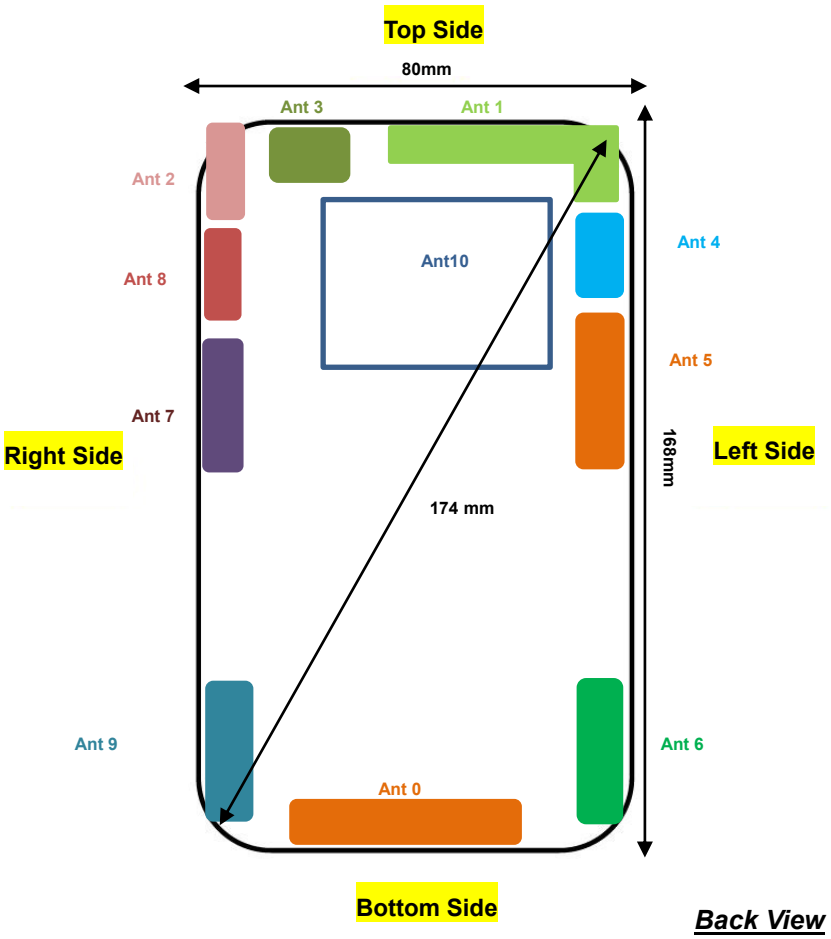

Antenna	Support Band
Antenna 0	GSM: 850/1900<TX/RX> UMTS: B2/4/5<TX/RX> LTE: B2/4/5/12/17/25/26/66<TX/RX> NR: n2/n5/n12/n25/n66 <TX/RX>
Antenna 1	GSM: 850<TX/RX> UMTS: B5<TX/RX> LTE: B5/7/12/17/26/38/41<TX/RX> NR: n5/n7/n12 /n38/n41<TX/RX>
Antenna 2	WLAN 2.4GHz Chain 0<TX/RX> Bluetooth <TX/RX>
Antenna 3	WLAN 5GHz&6GHz Chain 0<TX/RX>
Antenna 4	WLAN 2.4GHz Chain 1<TX/RX> WLAN 5GHz&6GHz Chain 1<TX/RX>
Antenna 5	LTE: B2/7/66/38/41<TX/RX> NR: n2/n7/n66/n38/n41/n48/n77/n78<TX/RX>
Antenna 6	LTE: B7/38/41<TX/RX> NR: n7/n38/n41/n77/n78<TX/RX>
Antenna 7	LTE: B7/38/41<TX/RX> NR: n7/n38/n41 <TX/RX>
Antenna 8	LTE: B48/42/43<TX/RX> NR: n48/n77/n78<TX/RX>
Antenna 9	NR: n77/n78<TX/RX>

Antenna10	NFC<TX/RX>

Note:
1. LTE B2/66 at Antenna 5 was limited to EN-DC combination.
2. 5GNR n48 at Antenna 5 was limited to uplink MIMO combination.

Distance of the Antenna to the EUT surface/edge						
Antennas	Back	Front	Top Side	Bottom Side	Right Side	Left Side
Antenna 0	≤ 25mm	≤ 25mm	>25mm	≤ 25mm	≤ 25mm	≤ 25mm
Antenna 1	≤ 25mm	≤ 25mm	≤ 25mm	>25mm	>25mm	≤ 25mm
Antenna 2	≤ 25mm	≤ 25mm	≤ 25mm	>25mm	≤ 25mm	>25mm
Antenna 3	≤ 25mm	≤ 25mm	≤ 25mm	>25mm	≤ 25mm	>25mm
Antenna 4	≤ 25mm	≤ 25mm	≤ 25mm	>25mm	>25mm	≤ 25mm
Antenna 5	≤ 25mm	≤ 25mm	>25mm	>25mm	>25mm	≤ 25mm
Antenna 6	≤ 25mm	≤ 25mm	>25mm	≤ 25mm	>25mm	≤ 25mm
Antenna 7	≤ 25mm	≤ 25mm	>25mm	> 25mm	≤ 25mm	>25mm
Antenna 8	≤ 25mm	≤ 25mm	≤ 25mm	>25mm	≤ 25mm	>25mm
Antenna 9	≤ 25mm	≤ 25mm	>25mm	≤ 25mm	≤ 25mm	>25mm
NFC Antenna	≤ 25mm	≤ 25mm	≤ 25mm	>25mm	≤ 25mm	≤ 25mm

Distance of the Antenna to the EUT surface/edge						
Antennas	Back	Front	Top Side	Bottom Side	Right Side	Left Side
Antenna 0	Yes	Yes	No	Yes	Yes	Yes
Antenna 1	Yes	Yes	Yes	No	No	Yes
Antenna 2	Yes	Yes	Yes	No	Yes	No
Antenna 3	Yes	Yes	Yes	No	Yes	No
Antenna 4	Yes	Yes	Yes	No	No	Yes
Antenna 5	Yes	Yes	No	No	No	Yes
Antenna 6	Yes	Yes	No	Yes	No	Yes
Antenna 7	Yes	Yes	No	No	Yes	No
Antenna 8	Yes	Yes	Yes	No	Yes	No
Antenna 9	Yes	Yes	No	Yes	Yes	No
NFC Antenna	Yes	Yes	Yes	No	Yes	Yes

Note: Referring to KDB 941225 D06 v02r01, when the overall device length and width are ≥ 9cm*5cm, the test distance is 10 mm. SAR must be measured for all sides and surfaces with a transmitting antenna located within 25mm from that surface or edge.