Photographs module

List of Photographs

PHOTOGRAPH 1: TEST SETUP ST208 IN ANECHOIC CHAMBER 2
PHOTOGRAPH 1: TEST SETUP BN215 / BN223 IN ANECHOIC CHAMBER 3
PHOTOGRAPH 1: TEST SETUP BN283 IN ANECHOIC CHAMBER 4
PHOTOGRAPH 2: OPEN AREA TEST SITE 5
PHOTOGRAPH 3: ST208 ON TURN TABLE ON OATS 6
PHOTOGRAPH 3: BN215 / BN223 ON TURN TABLE ON OATS 7
PHOTOGRAPH 3: BN283 ON TURN TABLE ON OATS 8
PHOTOGRAPH 5: BN215, TOP VIEW 9
PHOTOGRAPH 6: BN215, BOTTOM VIEW 10
PHOTOGRAPH 7: BN223, TOP VIEW 11
PHOTOGRAPH 8: BN223, BOTTOM VIEW 12
PHOTOGRAPH 9: BN283, TOP VIEW 13
PHOTOGRAPH 10: BN283, BOTTOM VIEW 14
PHOTOGRAPH 11: ST208, TOP VIEW 15
PHOTOGRAPH 12: ST208, BOTTOM VIEW 16

Photograph 1: Test setup ST208 in Anechoic Chamber

Photograph 2: Test setup BN215 / BN223 in Anechoic Chamber

Photograph 3: Test setup BN283 in Anechoic Chamber

Photograph 4: Open Area Test Site

Photograph 5: ST208 on turn table on OATS

Photograph 6: BN215 / BN223 on turn table on OATS

Photograph 7: BN283 on turn table on OATS

Photograph 8: BN215, top view

Photograph 9: BN215, bottom view



Photograph 10: BN223, top view

Photograph 11: BN223, bottom view

Photograph 12: BN283, top view



Photograph 13: BN283, bottom view

Photograph 14: ST208, top view



Photograph 15: ST208, bottom view