The following photos are attached:

Photo 2. Internal View of Test Jig
Photo 3. Internal View of Both Modules Mounted with Steel Partitions
Photo 4. Nivis SGM Module (Previously Sony) mounted on PWB
Photo 5. Solder Side
Photo 6. Module
Photo 7. EUT Mounted on PWB
Photo 8. Circuit Side of EUT Mounting PWB
Photo 9. Antenna Cable Assembly

Photo 2. Internal View of Test jig

Photo 3. Internal View of Both Modules, Mounted with Steel Partitions



Photo 4. Nivis SGM Module (Previously Sony) mounted on PWB



Photo 5. Solder Side



Photo 6

Module

Photo 7. EUT Mounted on PWB



Photo 8. Circuit Side of EUT Mounting PWB



Photo 9.

Antenna Cable assembly