5.15-5.25GHz_802.11ax HEW20_RU26_Index3_20MHz_Nss1,(MCS0)_1TX **CSE [PK]**

5240MHz

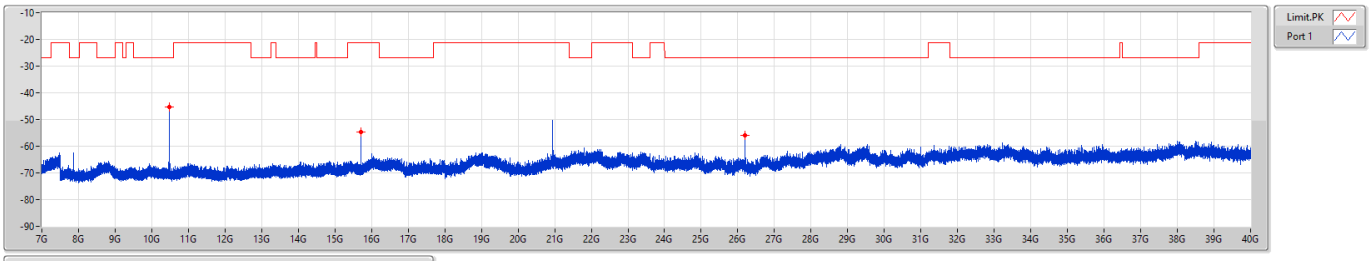

F-Start(Hz)	F-Stop(Hz)	RBW(Hz)	Type	Freq(Hz)	Psum(dBm)	P1(dBm)
7G	18G	1M	PK	10.47497G	-45.19	-45.19
7G	18G	1M	PK	15.71269G	-54.77	-54.77
18G	40G	1M	PK	26.18881G	-55.97	-55.97

5.15-5.25GHz_802.11ax HEW20_RU26_Index3_20MHz_Nss1,(MCS0)_1TX **CSE [AV]**

5240MHz

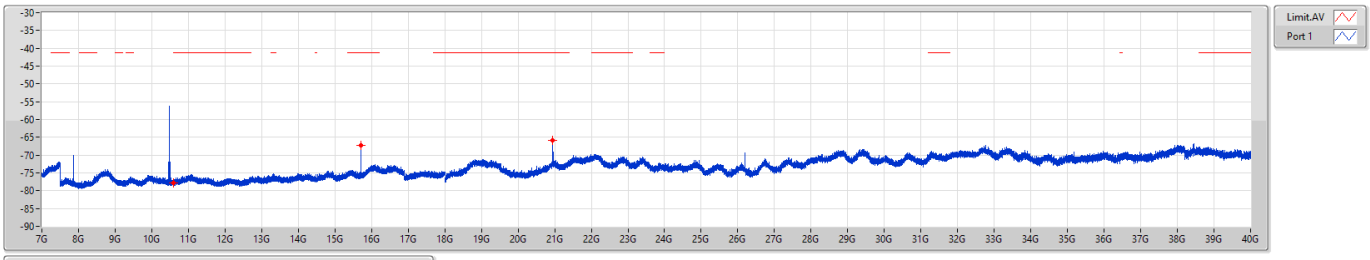

F-Start(Hz)	F-Stop(Hz)	RBW(Hz)	Type	Freq(Hz)	Psum(dBm)	P1(dBm)
7G	18G	1M	AV	10.60009G	-77.83	-77.83
7G	18G	1M	AV	15.71338G	-67.23	-67.23
18G	40G	1M	AV	20.95006G	-65.92	-65.92

5.25-5.35GHz_802.11ax HEW20_RU26_Index3_20MHz_Nss1,(MCS0)_1TX **CSE [PK]**

5260MHz

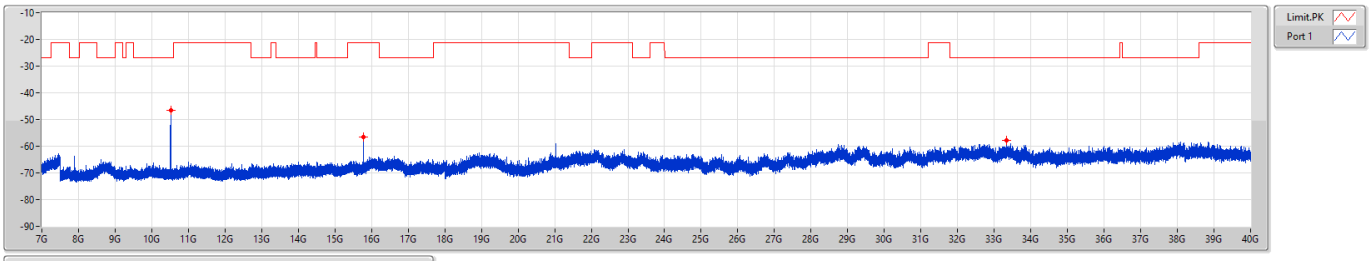

F-Start(Hz)	F-Stop(Hz)	RBW(Hz)	Type	Freq(Hz)	Psum(dBm)	P1(dBm)
7G	18G	1M	PK	10.51622G	-46.41	-46.41
7G	18G	1M	PK	15.77284G	-56.51	-56.51
18G	40G	1M	PK	33.32919G	-57.71	-57.71

5.25-5.35GHz_802.11ax HEW20_RU26_Index3_20MHz_Nss1,(MCS0)_1TX **CSE [AV]**

5260MHz

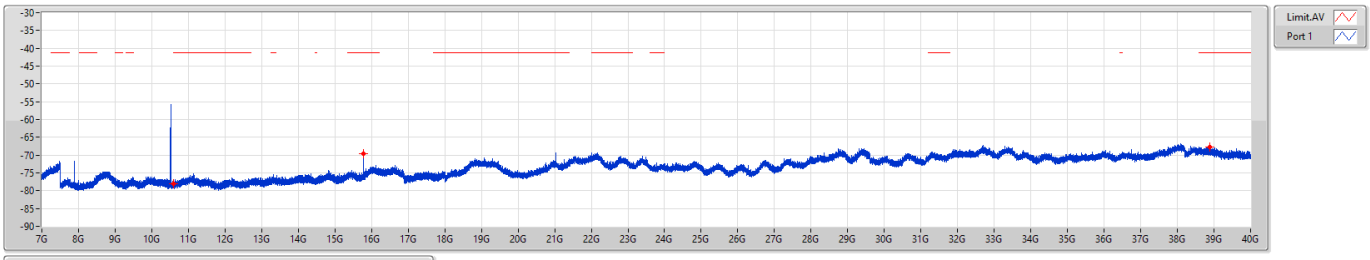

F-Start(Hz)	F-Stop(Hz)	RBW(Hz)	Type	Freq(Hz)	Psum(dBm)	P1(dBm)
7G	18G	1M	AV	10.60009G	-78.11	-78.11
7G	18G	1M	AV	15.77353G	-69.66	-69.66
18G	40G	1M	AV	38.89038G	-67.73	-67.73

5.25-5.35GHz_802.11ax HEW20_RU26_Index3_20MHz_Nss1,(MCS0)_1TX **CSE [PK]**

5300MHz

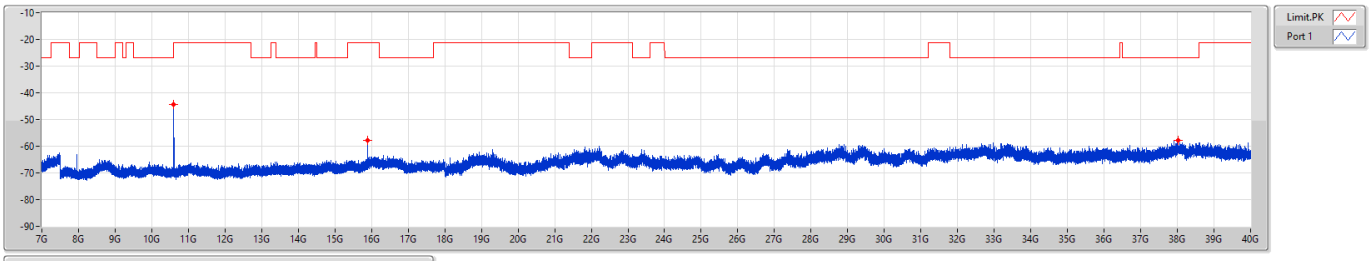

F-Start(Hz)	F-Stop(Hz)	RBW(Hz)	Type	Freq(Hz)	Psum(dBm)	P1(dBm)
7G	18G	1M	PK	10.59494G	-44.52	-44.52
7G	18G	1M	PK	15.89213G	-57.67	-57.67
18G	40G	1M	PK	38.01931G	-57.76	-57.76

5.25-5.35GHz_802.11ax HEW20_RU26_Index3_20MHz_Nss1,(MCS0)_1TX **CSE [AV]**

5300MHz

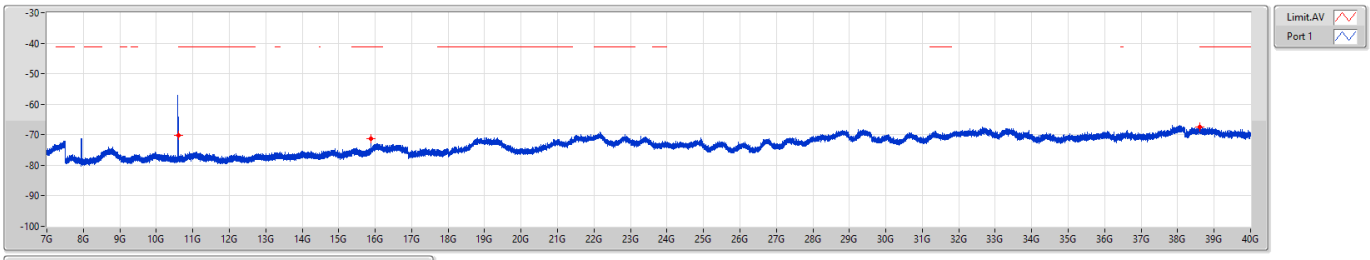

F-Start(Hz)	F-Stop(Hz)	RBW(Hz)	Type	Freq(Hz)	Psum(dBm)	P1(dBm)
7G	18G	1M	AV	10.60456G	-70.17	-70.17
7G	18G	1M	AV	15.89247G	-71.36	-71.36
18G	40G	1M	AV	38.60025G	-67.40	-67.40

5.25-5.35GHz_802.11ax HEW20_RU26_Index3_20MHz_Nss1,(MCS0)_1TX **CSE [PK]**

5320MHz

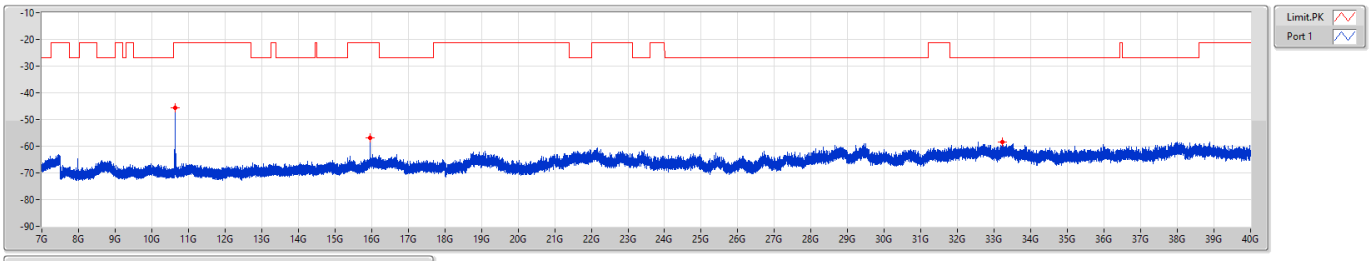

F-Start(Hz)	F-Stop(Hz)	RBW(Hz)	Type	Freq(Hz)	Psum(dBm)	P1(dBm)
7G	18G	1M	PK	10.63516G	-45.53	-45.53
7G	18G	1M	PK	15.95228G	-56.74	-56.74
18G	40G	1M	PK	33.21438G	-58.30	-58.30

5.25-5.35GHz_802.11ax HEW20_RU26_Index3_20MHz_Nss1,(MCS0)_1TX **CSE [AV]**

5320MHz

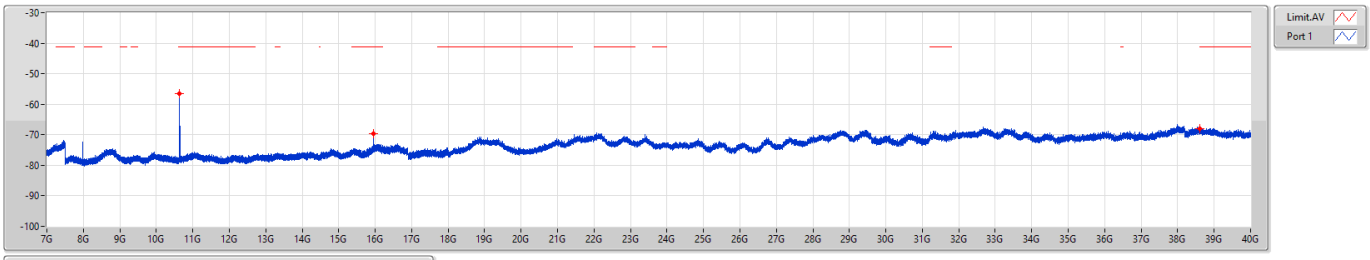

F-Start(Hz)	F-Stop(Hz)	RBW(Hz)	Type	Freq(Hz)	Psum(dBm)	P1(dBm)
7G	18G	1M	AV	10.63516G	-56.58	-56.58
7G	18G	1M	AV	15.95366G	-69.70	-69.70
18G	40G	1M	AV	38.60369G	-67.94	-67.94

5.47-5.725GHz_802.11ax HEW20_RU26_Index3_20MHz_Nss1,(MCS0)_1TX **CSE [PK]**

5500MHz

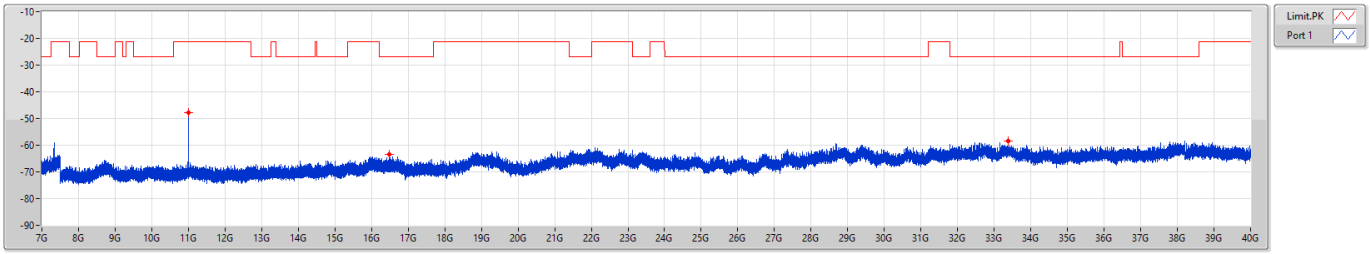

F-Start(Hz)	F-Stop(Hz)	RBW(Hz)	Type	Freq(Hz)	Psum(dBm)	P1(dBm)
7G	18G	1M	PK	10.99438G	-47.93	-47.93
7G	18G	1M	PK	10.99472G	-47.93	-47.93
7G	18G	1M	PK	16.49231G	-63.53	-63.53
18G	40G	1M	PK	33.38763G	-58.34	-58.34

5.47-5.725GHz_802.11ax HEW20_RU26_Index3_20MHz_Nss1,(MCS0)_1TX **CSE [AV]**

5500MHz

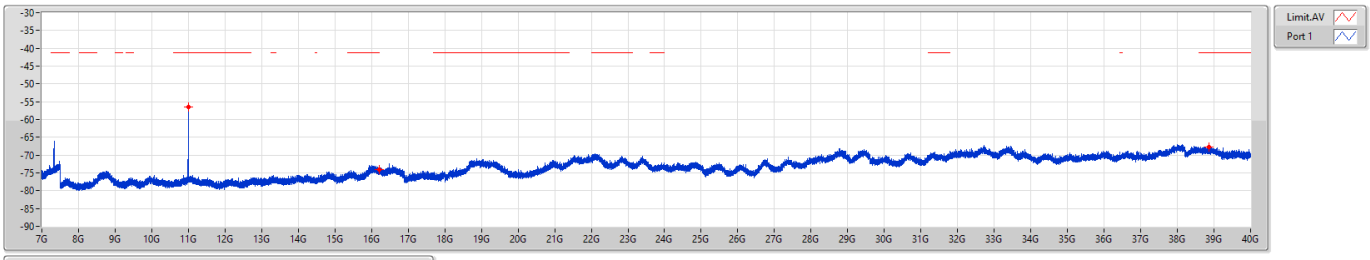

F-Start(Hz)	F-Stop(Hz)	RBW(Hz)	Type	Freq(Hz)	Psum(dBm)	P1(dBm)
7G	18G	1M	AV	10.99506G	-56.52	-56.52
7G	18G	1M	AV	16.19978G	-74.15	-74.15
18G	40G	1M	AV	38.85325G	-67.74	-67.74

5.47-5.725GHz_802.11ax HEW20_RU26_Index3_20MHz_Nss1,(MCS0)_1TX **CSE [PK]**

5580MHz

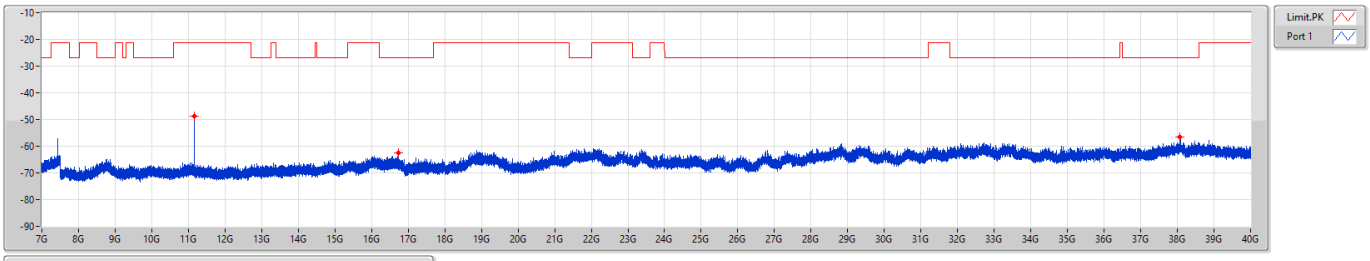

F-Start(Hz)	F-Stop(Hz)	RBW(Hz)	Type	Freq(Hz)	Psum(dBm)	P1(dBm)
7G	18G	1M	PK	11.15456G	-48.77	-48.77
7G	18G	1M	PK	16.73294G	-62.52	-62.52
18G	40G	1M	PK	38.07706G	-56.48	-56.48

5.47-5.725GHz_802.11ax HEW20_RU26_Index3_20MHz_Nss1,(MCS0)_1TX **CSE [AV]**

5580MHz

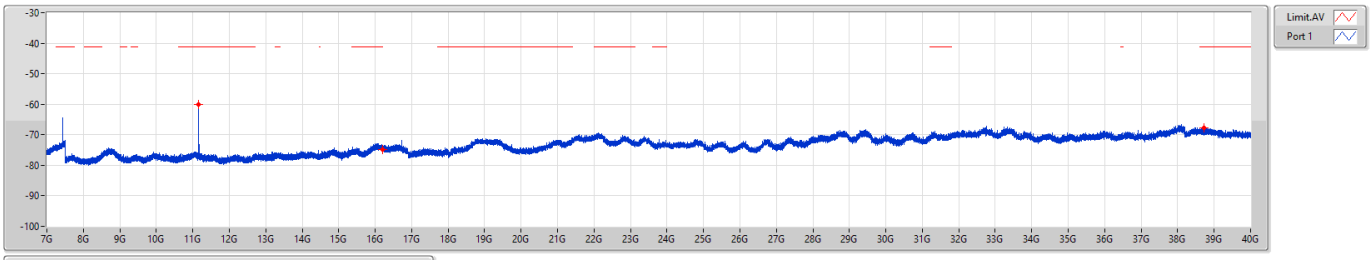

F-Start(Hz)	F-Stop(Hz)	RBW(Hz)	Type	Freq(Hz)	Psum(dBm)	P1(dBm)
7G	18G	1M	AV	11.15525G	-60.21	-60.21
7G	18G	1M	AV	16.19978G	-74.80	-74.80
18G	40G	1M	AV	38.73156G	-67.81	-67.81

5.47-5.725GHz_802.11ax HEW20_RU26_Index3_20MHz_Nss1,(MCS0)_1TX **CSE [PK]**

5700MHz

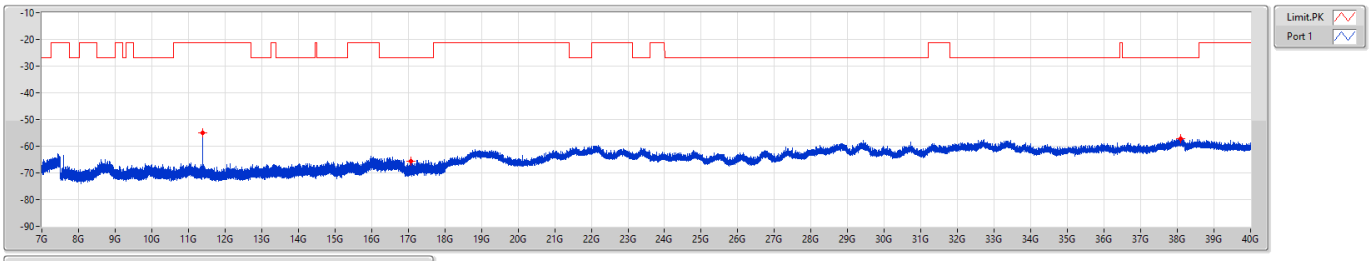

F-Start(Hz)	F-Stop(Hz)	RBW(Hz)	Type	Freq(Hz)	Psum(dBm)	P1(dBm)
7G	18G	1M	PK	11.39416G	-54.99	-54.99
7G	18G	1M	PK	17.08219G	-65.69	-65.69
18G	40G	1M	PK	38.09013G	-57.12	-57.12

5.47-5.725GHz_802.11ax HEW20_RU26_Index3_20MHz_Nss1,(MCS0)_1TX **CSE [AV]**

5700MHz

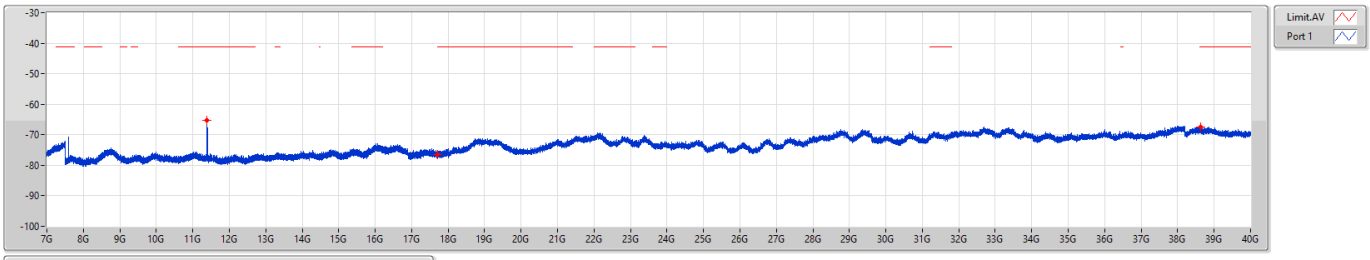

F-Start(Hz)	F-Stop(Hz)	RBW(Hz)	Type	Freq(Hz)	Psum(dBm)	P1(dBm)
7G	18G	1M	AV	11.39484G	-65.21	-65.21
7G	18G	1M	AV	17.70025G	-76.45	-76.45
18G	40G	1M	AV	38.6305G	-67.39	-67.39

5.47-5.725GHz_802.11ax HEW20_RU26_Index3_20MHz_Nss1,(MCS0)_1TX **CSE [PK]**

5720MHz Straddle 5.47-5.725GHz

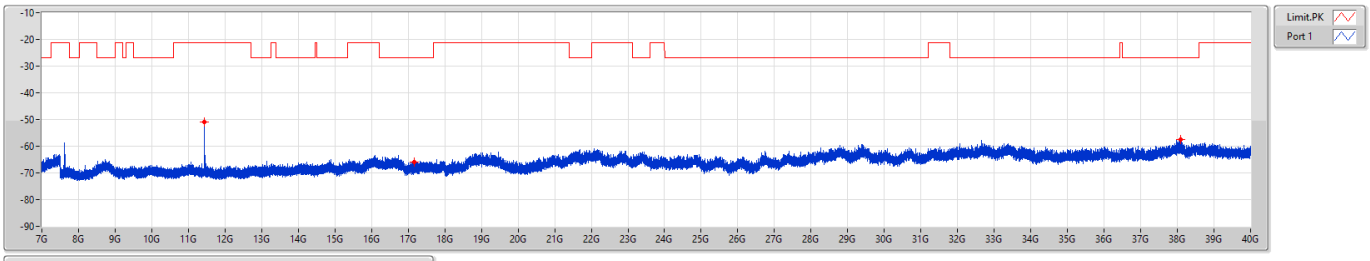

F-Start(Hz)	F-Stop(Hz)	RBW(Hz)	Type	Freq(Hz)	Psum(dBm)	P1(dBm)
7G	18G	1M	PK	11.43506G	-50.83	-50.83
7G	18G	1M	PK	17.16159G	-65.95	-65.95
18G	40G	1M	PK	38.08738G	-57.59	-57.59

5.47-5.725GHz_802.11ax HEW20_RU26_Index3_20MHz_Nss1,(MCS0)_1TX **CSE [AV]**

5720MHz Straddle 5.47-5.725GHz

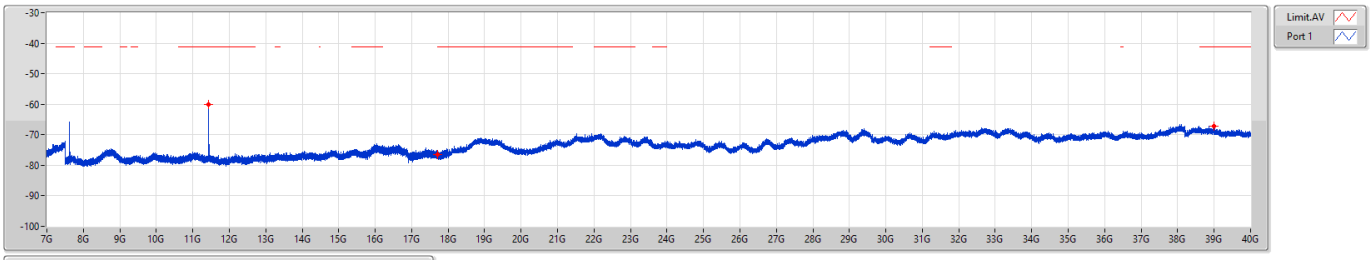

F-Start(Hz)	F-Stop(Hz)	RBW(Hz)	Type	Freq(Hz)	Psum(dBm)	P1(dBm)
7G	18G	1M	AV	11.43541G	-60.11	-60.11
7G	18G	1M	AV	17.70025G	-76.52	-76.52
18G	40G	1M	AV	38.99625G	-67.27	-67.27

5.725-5.85GHz_802.11ax HEW20_RU26_Index3_20MHz_Nss1,(MCS0)_1TX **CSE [PK]**

5745MHz

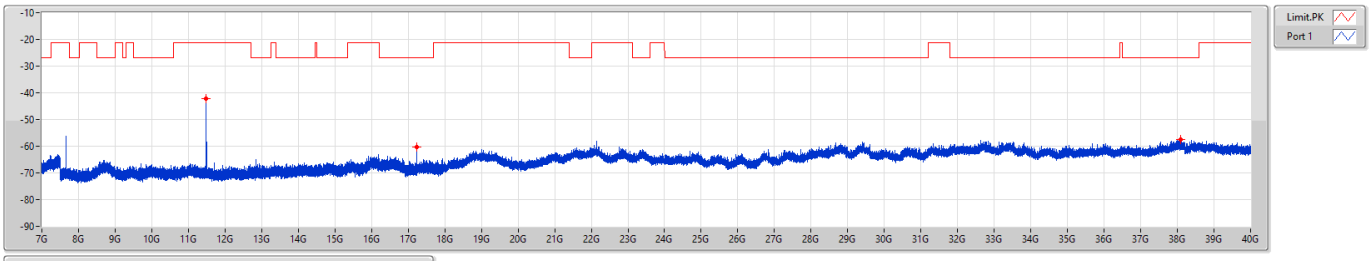

F-Start(Hz)	F-Stop(Hz)	RBW(Hz)	Type	Freq(Hz)	Psum(dBm)	P1(dBm)
7G	18G	1M	PK	11.48491G	-42.27	-42.27
7G	18G	1M	PK	17.22759G	-60.18	-60.18
18G	40G	1M	PK	38.08669G	-57.55	-57.55

5.725-5.85GHz_802.11ax HEW20_RU26_Index3_20MHz_Nss1,(MCS0)_1TX **CSE [AV]**

5745MHz

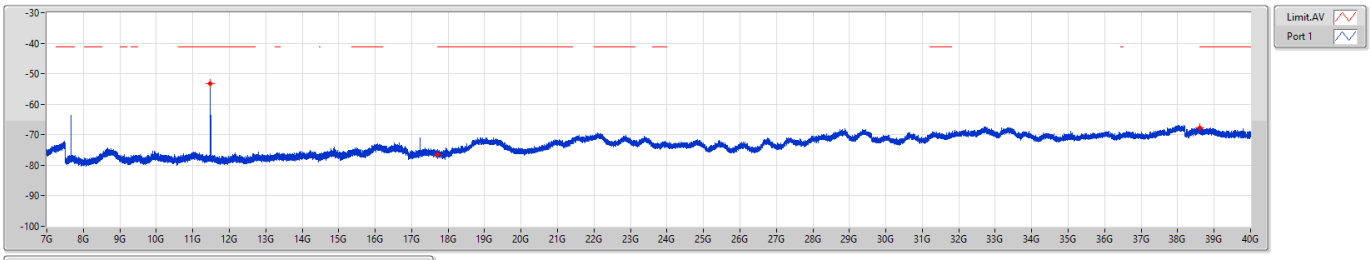

F-Start(Hz)	F-Stop(Hz)	RBW(Hz)	Type	Freq(Hz)	Psum(dBm)	P1(dBm)
7G	18G	1M	AV	11.48525G	-53.19	-53.19
7G	18G	1M	AV	17.70025G	-76.41	-76.41
18G	40G	1M	AV	38.60025G	-67.66	-67.66

5.725-5.85GHz_802.11ax HEW20_RU26_Index3_20MHz_Nss1,(MCS0)_1TX **CSE [PK]**

5785MHz

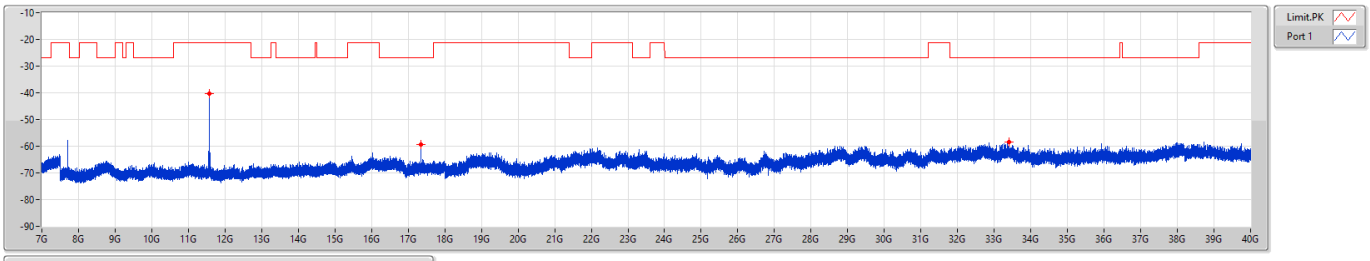

F-Start(Hz)	F-Stop(Hz)	RBW(Hz)	Type	Freq(Hz)	Psum(dBm)	P1(dBm)
7G	18G	1M	PK	11.565G	-40.46	-40.46
7G	18G	1M	PK	17.34859G	-59.50	-59.50
18G	40G	1M	PK	33.39519G	-58.44	-58.44

5.725-5.85GHz_802.11ax HEW20_RU26_Index3_20MHz_Nss1,(MCS0)_1TX **CSE [AV]**

5785MHz

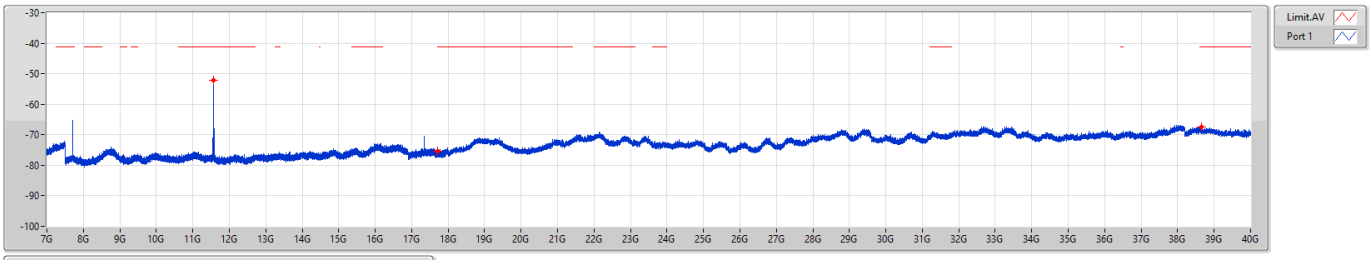

F-Start(Hz)	F-Stop(Hz)	RBW(Hz)	Type	Freq(Hz)	Psum(dBm)	P1(dBm)
7G	18G	1M	AV	11.565G	-52.17	-52.17
7G	18G	1M	AV	17.70025G	-75.43	-75.43
18G	40G	1M	AV	38.64906G	-67.52	-67.52

5.725-5.85GHz_802.11ax HEW20_RU26_Index3_20MHz_Nss1,(MCS0)_1TX **CSE [PK]**

5825MHz

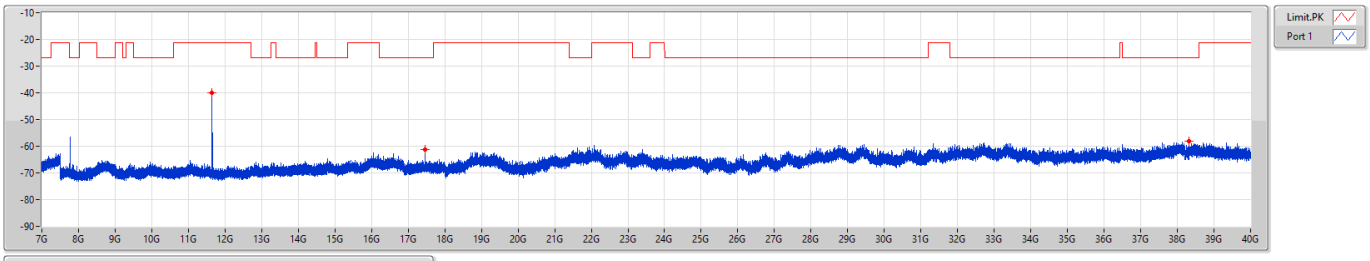

F-Start(Hz)	F-Stop(Hz)	RBW(Hz)	Type	Freq(Hz)	Psum(dBm)	P1(dBm)
7G	18G	1M	PK	11.64475G	-40.13	-40.13
7G	18G	1M	PK	17.46891G	-61.13	-61.13
18G	40G	1M	PK	38.32525G	-58.24	-58.24

5.725-5.85GHz_802.11ax HEW20_RU26_Index3_20MHz_Nss1,(MCS0)_1TX **CSE [AV]**

5825MHz

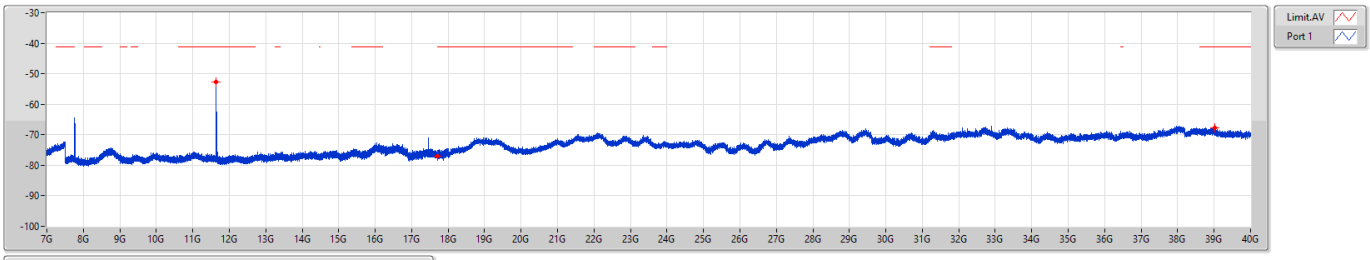

F-Start(Hz)	F-Stop(Hz)	RBW(Hz)	Type	Freq(Hz)	Psum(dBm)	P1(dBm)
7G	18G	1M	AV	11.64475G	-52.59	-52.59
7G	18G	1M	AV	17.70025G	-77.01	-77.01
18G	40G	1M	AV	39.021G	-67.70	-67.70

5.15-5.25GHz_802.11ax HEW20_RU52_Index38_20MHz_Nss1,(MCS0)_1TX **CSE [PK]**

5180MHz

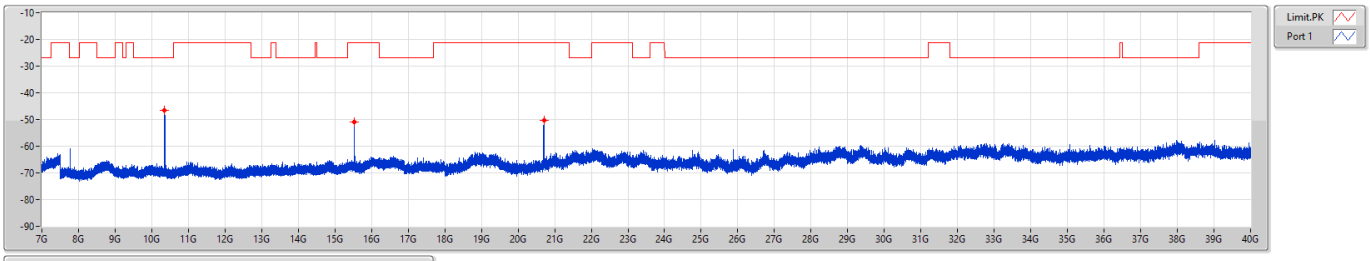

F-Start(Hz)	F-Stop(Hz)	RBW(Hz)	Type	Freq(Hz)	Psum(dBm)	P1(dBm)
7G	18G	1M	PK	10.35397G	-46.63	-46.63
7G	18G	1M	PK	15.52844G	-51.05	-51.05
18G	40G	1M	PK	20.70394G	-50.38	-50.38

5.15-5.25GHz_802.11ax HEW20_RU52_Index38_20MHz_Nss1,(MCS0)_1TX **CSE [AV]**

5180MHz

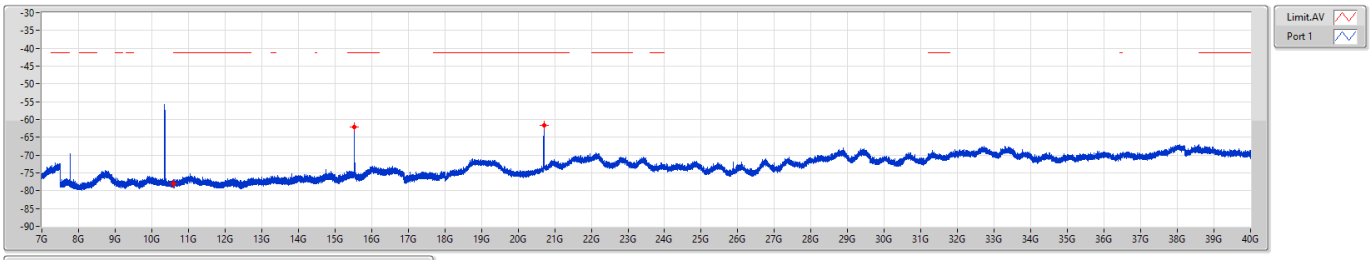

F-Start(Hz)	F-Stop(Hz)	RBW(Hz)	Type	Freq(Hz)	Psum(dBm)	P1(dBm)
7G	18G	1M	AV	10.60009G	-78.11	-78.11
7G	18G	1M	AV	15.52981G	-62.00	-62.00
18G	40G	1M	AV	20.70531G	-61.68	-61.68

5.15-5.25GHz_802.11ax HEW20_RU52_Index38_20MHz_Nss1,(MCS0)_1TX **CSE [PK]**

5200MHz

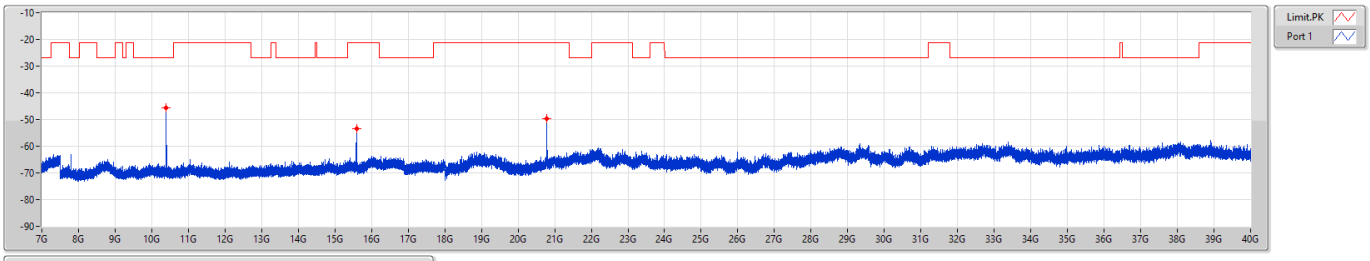

F-Start(Hz)	F-Stop(Hz)	RBW(Hz)	Type	Freq(Hz)	Psum(dBm)	P1(dBm)
7G	18G	1M	PK	10.39178G	-45.59	-45.59
7G	18G	1M	PK	15.58756G	-53.37	-53.37
18G	40G	1M	PK	20.78438G	-49.82	-49.82

5.15-5.25GHz_802.11ax HEW20_RU52_Index38_20MHz_Nss1,(MCS0)_1TX **CSE [AV]**

5200MHz

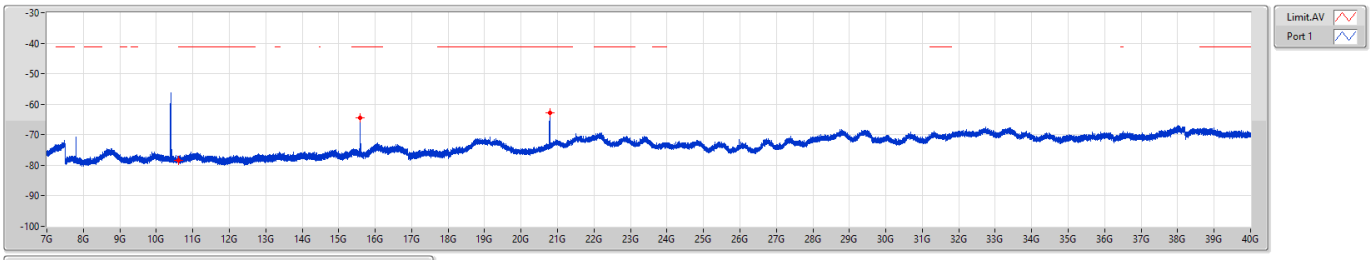

F-Start(Hz)	F-Stop(Hz)	RBW(Hz)	Type	Freq(Hz)	Psum(dBm)	P1(dBm)
7G	18G	1M	AV	10.60009G	-78.38	-78.38
7G	18G	1M	AV	15.591G	-64.41	-64.41
18G	40G	1M	AV	20.78506G	-62.74	-62.74

5.15-5.25GHz_802.11ax HEW20_RU52_Index38_20MHz_Nss1,(MCS0)_1TX **CSE [PK]**

5240MHz

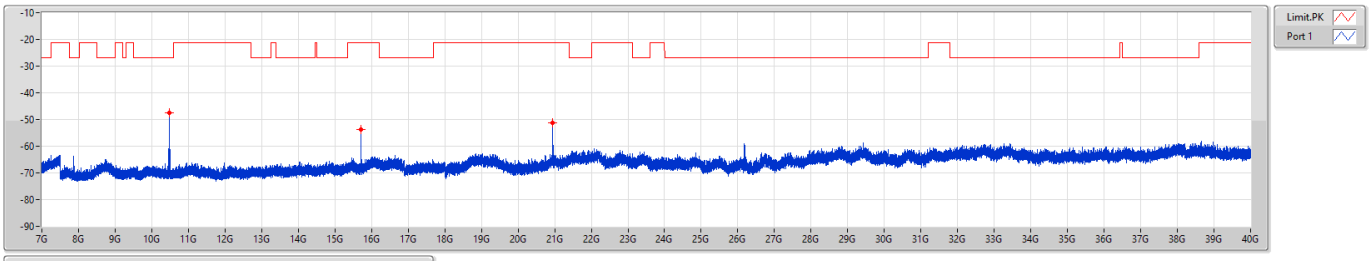

F-Start(Hz)	F-Stop(Hz)	RBW(Hz)	Type	Freq(Hz)	Psum(dBm)	P1(dBm)
7G	18G	1M	PK	10.47497G	-47.38	-47.38
7G	18G	1M	PK	15.70753G	-53.83	-53.83
18G	40G	1M	PK	20.94594G	-51.35	-51.35

5.15-5.25GHz_802.11ax HEW20_RU52_Index38_20MHz_Nss1,(MCS0)_1TX **CSE [AV]**

5240MHz

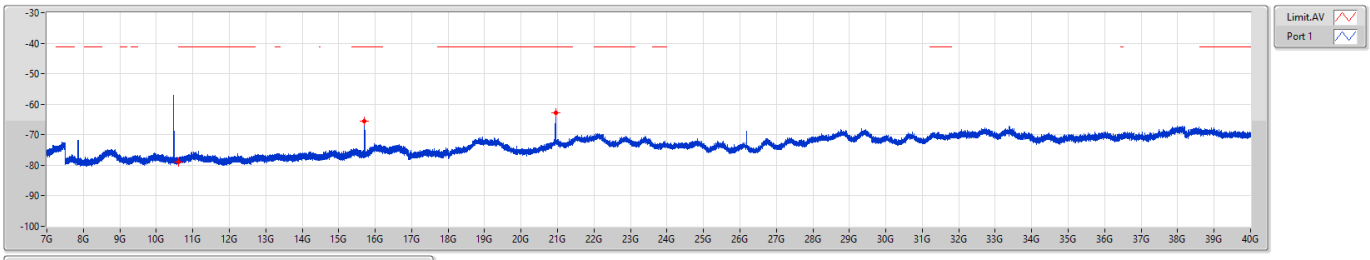

F-Start(Hz)	F-Stop(Hz)	RBW(Hz)	Type	Freq(Hz)	Psum(dBm)	P1(dBm)
7G	18G	1M	AV	10.60009G	-78.84	-78.84
7G	18G	1M	AV	15.71166G	-65.53	-65.53
18G	40G	1M	AV	20.94456G	-62.91	-62.91

5.25-5.35GHz_802.11ax HEW20_RU52_Index38_20MHz_Nss1,(MCS0)_1TX **CSE [PK]**

5260MHz

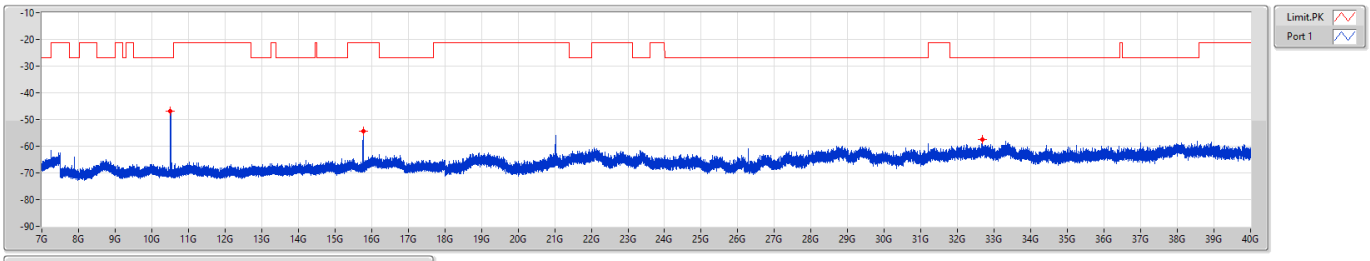

F-Start(Hz)	F-Stop(Hz)	RBW(Hz)	Type	Freq(Hz)	Psum(dBm)	P1(dBm)
7G	18G	1M	PK	10.51038G	-47.01	-47.01
7G	18G	1M	PK	15.77422G	-54.22	-54.22
18G	40G	1M	PK	32.68225G	-57.64	-57.64

5.25-5.35GHz_802.11ax HEW20_RU52_Index38_20MHz_Nss1,(MCS0)_1TX **CSE [AV]**

5260MHz

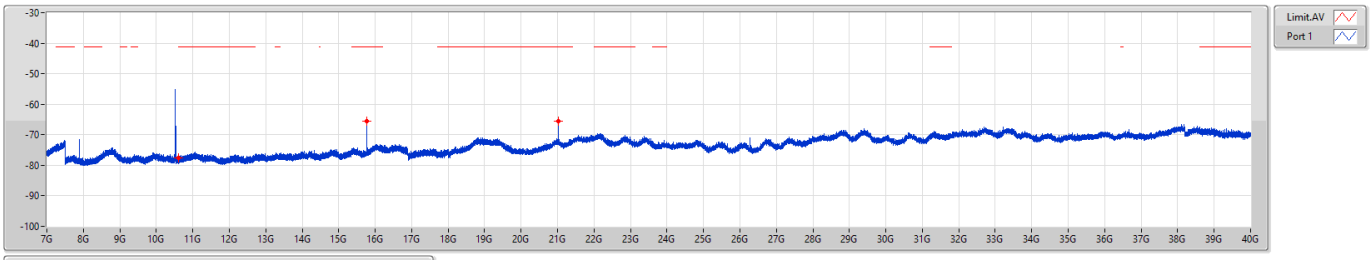

F-Start(Hz)	F-Stop(Hz)	RBW(Hz)	Type	Freq(Hz)	Psum(dBm)	P1(dBm)
7G	18G	1M	AV	10.60009G	-77.69	-77.69
7G	18G	1M	AV	15.76941G	-65.47	-65.47
18G	40G	1M	AV	21.02638G	-65.42	-65.42

5.25-5.35GHz_802.11ax HEW20_RU52_Index38_20MHz_Nss1,(MCS0)_1TX **CSE [PK]**

5300MHz

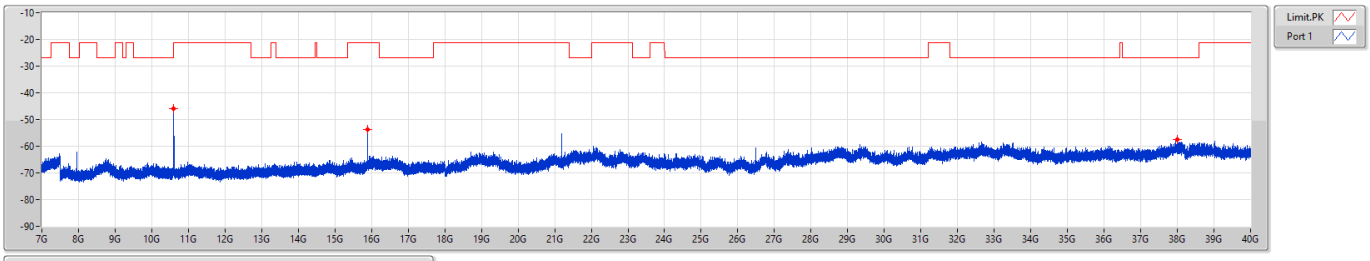

F-Start(Hz)	F-Stop(Hz)	RBW(Hz)	Type	Freq(Hz)	Psum(dBm)	P1(dBm)
7G	18G	1M	PK	10.59528G	-45.99	-45.99
7G	18G	1M	PK	15.89384G	-53.82	-53.82
18G	40G	1M	PK	37.998G	-57.58	-57.58

5.25-5.35GHz_802.11ax HEW20_RU52_Index38_20MHz_Nss1,(MCS0)_1TX **CSE [AV]**

5300MHz

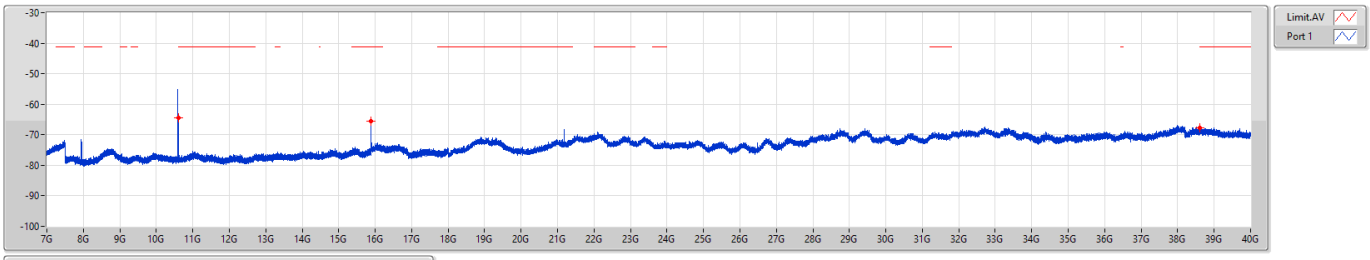

F-Start(Hz)	F-Stop(Hz)	RBW(Hz)	Type	Freq(Hz)	Psum(dBm)	P1(dBm)
7G	18G	1M	AV	10.60628G	-64.45	-64.45
7G	18G	1M	AV	15.88938G	-65.57	-65.57
18G	40G	1M	AV	38.60781G	-67.61	-67.61

5.25-5.35GHz_802.11ax HEW20_RU52_Index38_20MHz_Nss1,(MCS0)_1TX **CSE [PK]**

5320MHz

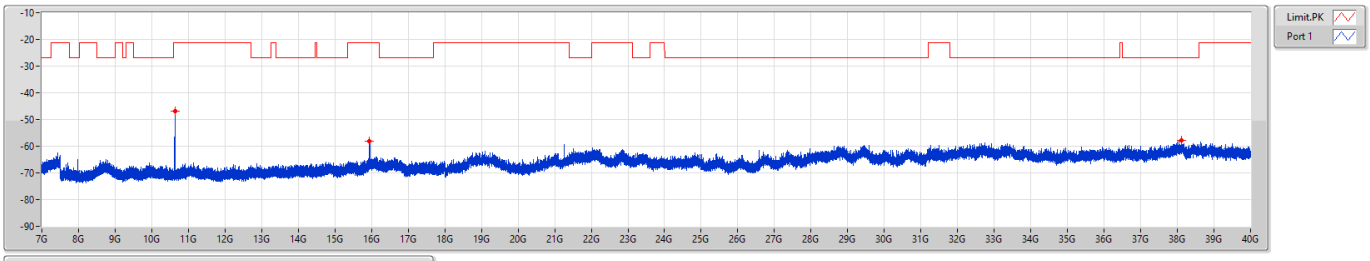

F-Start(Hz)	F-Stop(Hz)	RBW(Hz)	Type	Freq(Hz)	Psum(dBm)	P1(dBm)
7G	18G	1M	PK	10.63241G	-46.77	-46.77
7G	18G	1M	PK	15.94884G	-58.09	-58.09
18G	40G	1M	PK	38.11625G	-57.70	-57.70

5.25-5.35GHz_802.11ax HEW20_RU52_Index38_20MHz_Nss1,(MCS0)_1TX **CSE [AV]**

5320MHz

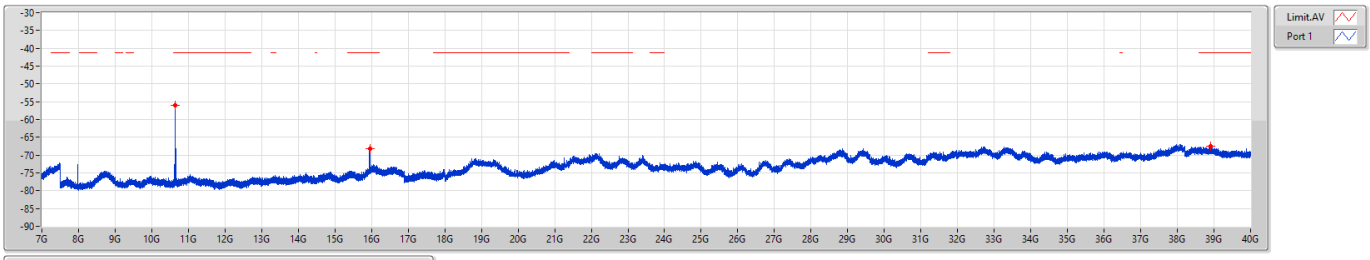

F-Start(Hz)	F-Stop(Hz)	RBW(Hz)	Type	Freq(Hz)	Psum(dBm)	P1(dBm)
7G	18G	1M	AV	10.63447G	-56.12	-56.12
7G	18G	1M	AV	15.95091G	-68.09	-68.09
18G	40G	1M	AV	38.90688G	-67.59	-67.59

5.47-5.725GHz_802.11ax HEW20_RU52_Index38_20MHz_Nss1,(MCS0)_1TX **CSE [PK]**

5500MHz

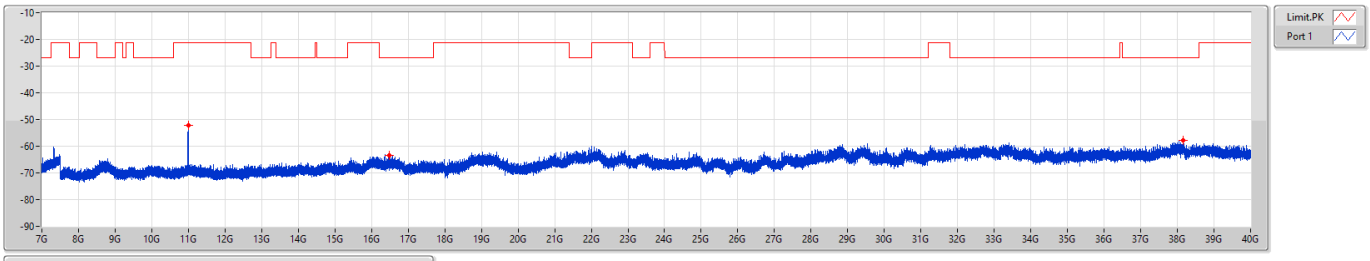

F-Start(Hz)	F-Stop(Hz)	RBW(Hz)	Type	Freq(Hz)	Psum(dBm)	P1(dBm)
7G	18G	1M	PK	10.993G	-52.27	-52.27
7G	18G	1M	PK	16.48269G	-63.49	-63.49
18G	40G	1M	PK	38.15819G	-57.80	-57.80

5.47-5.725GHz_802.11ax HEW20_RU52_Index38_20MHz_Nss1,(MCS0)_1TX **CSE [AV]**

5500MHz

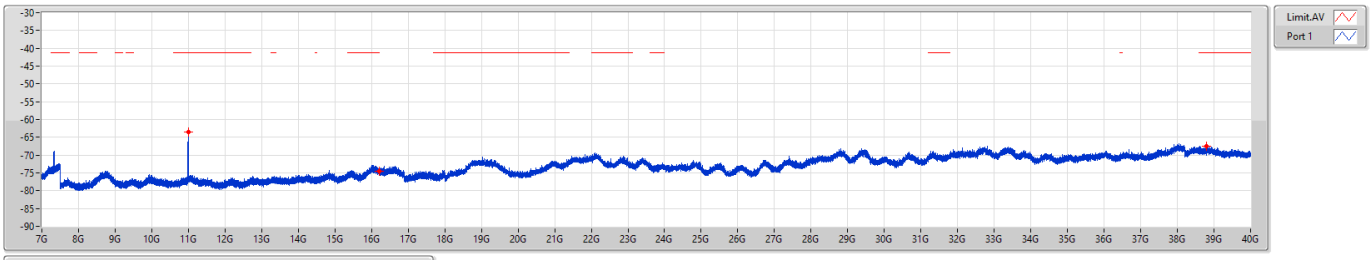

F-Start(Hz)	F-Stop(Hz)	RBW(Hz)	Type	Freq(Hz)	Psum(dBm)	P1(dBm)
7G	18G	1M	AV	10.99369G	-63.44	-63.44
7G	18G	1M	AV	16.19978G	-74.56	-74.56
18G	40G	1M	AV	38.78863G	-67.39	-67.39

5.47-5.725GHz_802.11ax HEW20_RU52_Index38_20MHz_Nss1,(MCS0)_1TX **CSE [PK]**

5580MHz

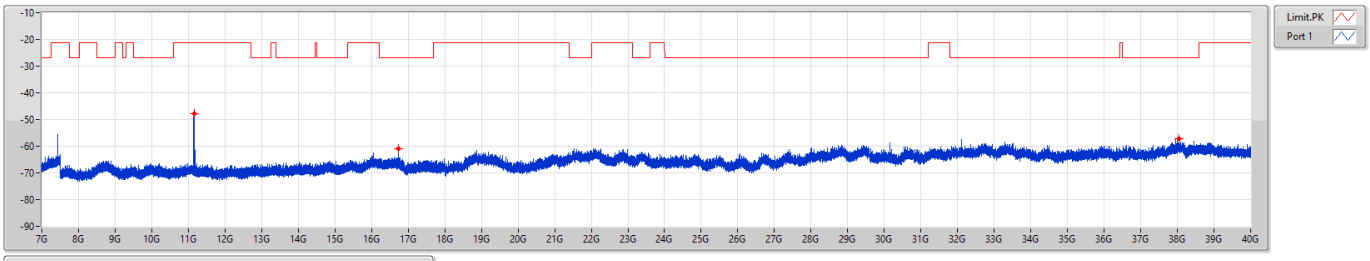

F-Start(Hz)	F-Stop(Hz)	RBW(Hz)	Type	Freq(Hz)	Psum(dBm)	P1(dBm)
7G	18G	1M	PK	11.15113G	-47.67	-47.67
7G	18G	1M	PK	16.7295G	-60.80	-60.80
18G	40G	1M	PK	38.05438G	-57.22	-57.22

5.47-5.725GHz_802.11ax HEW20_RU52_Index38_20MHz_Nss1,(MCS0)_1TX **CSE [AV]**

5580MHz

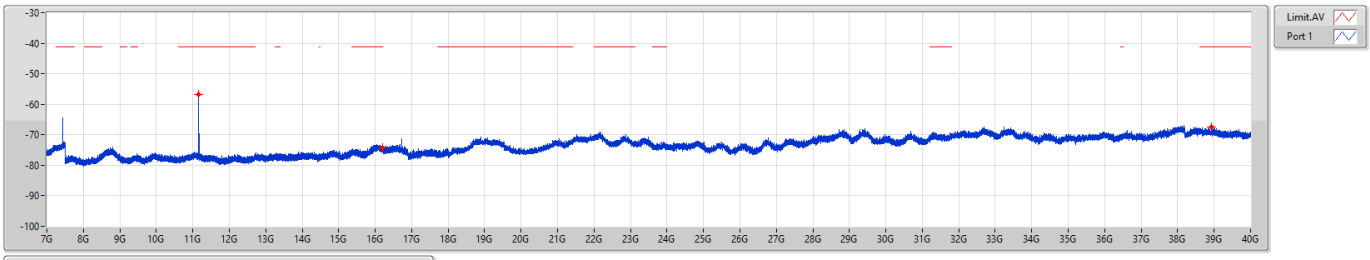

F-Start(Hz)	F-Stop(Hz)	RBW(Hz)	Type	Freq(Hz)	Psum(dBm)	P1(dBm)
7G	18G	1M	AV	11.15284G	-56.70	-56.70
7G	18G	1M	AV	16.19978G	-74.41	-74.41
18G	40G	1M	AV	38.92131G	-67.37	-67.37

5.47-5.725GHz_802.11ax HEW20_RU52_Index38_20MHz_Nss1,(MCS0)_1TX **CSE [PK]**

5700MHz

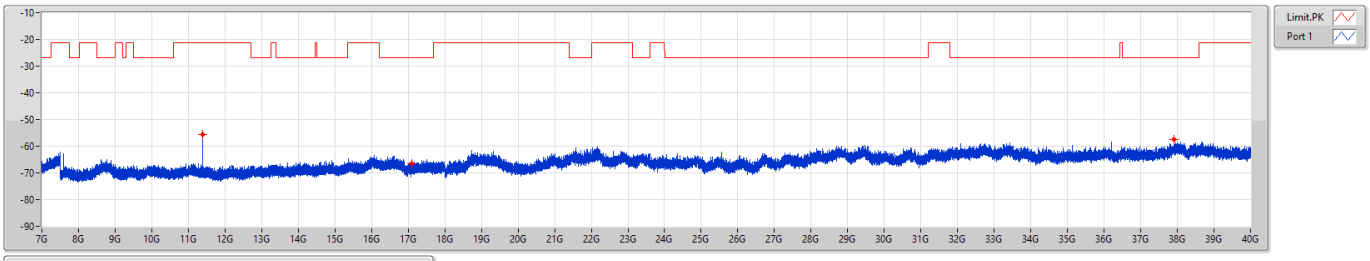

F-Start(Hz)	F-Stop(Hz)	RBW(Hz)	Type	Freq(Hz)	Psum(dBm)	P1(dBm)
7G	18G	1M	PK	11.39416G	-55.60	-55.60
7G	18G	1M	PK	17.10006G	-66.63	-66.63
18G	40G	1M	PK	37.91825G	-57.64	-57.64

5.47-5.725GHz_802.11ax HEW20_RU52_Index38_20MHz_Nss1,(MCS0)_1TX **CSE [AV]**

5700MHz

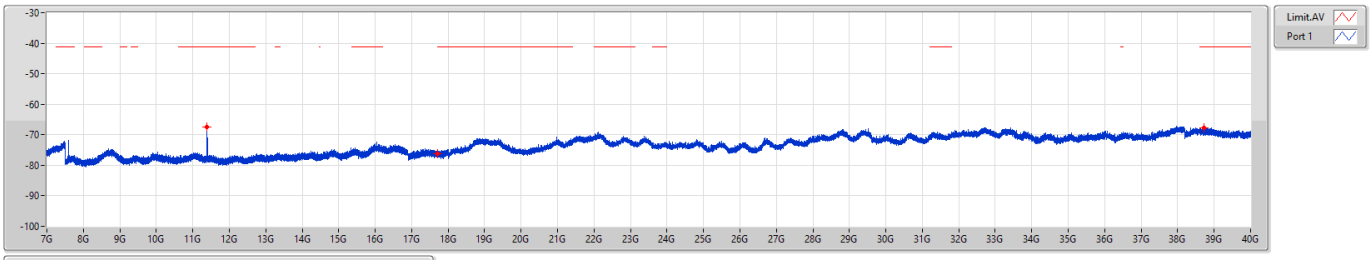

F-Start(Hz)	F-Stop(Hz)	RBW(Hz)	Type	Freq(Hz)	Psum(dBm)	P1(dBm)
7G	18G	1M	AV	11.39313G	-67.46	-67.46
7G	18G	1M	AV	17.70025G	-76.12	-76.12
18G	40G	1M	AV	38.72538G	-67.85	-67.85

5.47-5.725GHz_802.11ax HEW20_RU52_Index38_20MHz_Nss1,(MCS0)_1TX **CSE [PK]**

5720MHz Straddle 5.47-5.725GHz

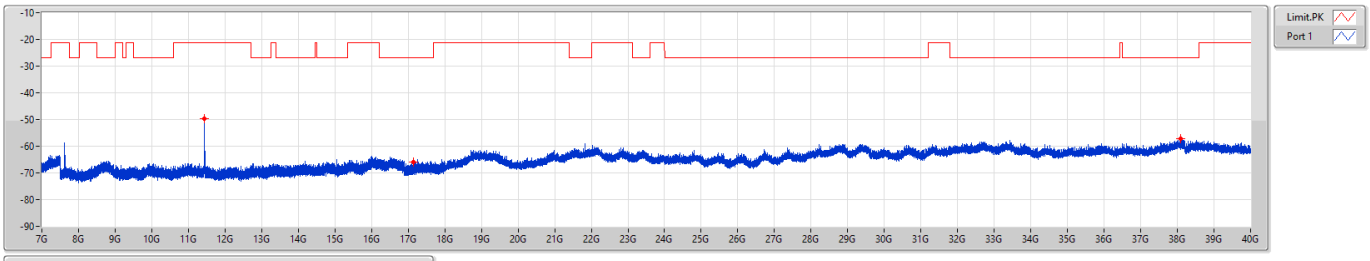

F-Start(Hz)	F-Stop(Hz)	RBW(Hz)	Type	Freq(Hz)	Psum(dBm)	P1(dBm)
7G	18G	1M	PK	11.43369G	-49.59	-49.59
7G	18G	1M	PK	17.15231G	-66.03	-66.03
18G	40G	1M	PK	38.09425G	-57.12	-57.12

5.47-5.725GHz_802.11ax HEW20_RU52_Index38_20MHz_Nss1,(MCS0)_1TX **CSE [AV]**

5720MHz Straddle 5.47-5.725GHz

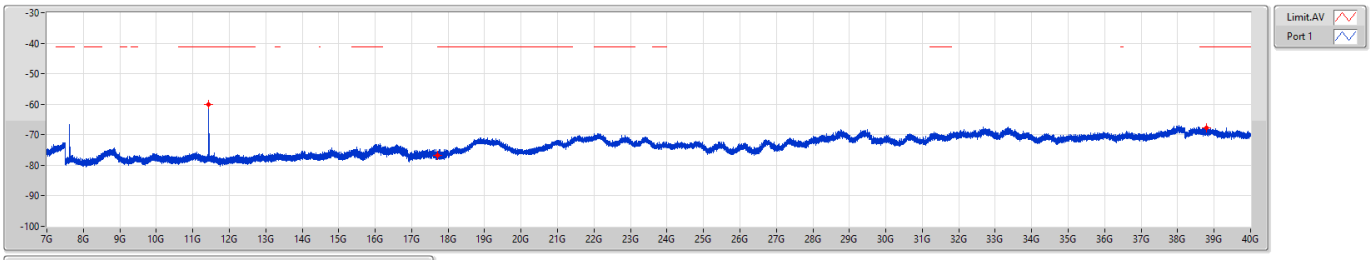

F-Start(Hz)	F-Stop(Hz)	RBW(Hz)	Type	Freq(Hz)	Psum(dBm)	P1(dBm)
7G	18G	1M	AV	11.43403G	-60.07	-60.07
7G	18G	1M	AV	17.70025G	-76.82	-76.82
18G	40G	1M	AV	38.78038G	-67.76	-67.76

5.725-5.85GHz_802.11ax HEW20_RU52_Index38_20MHz_Nss1,(MCS0)_1TX **CSE [PK]**

5745MHz

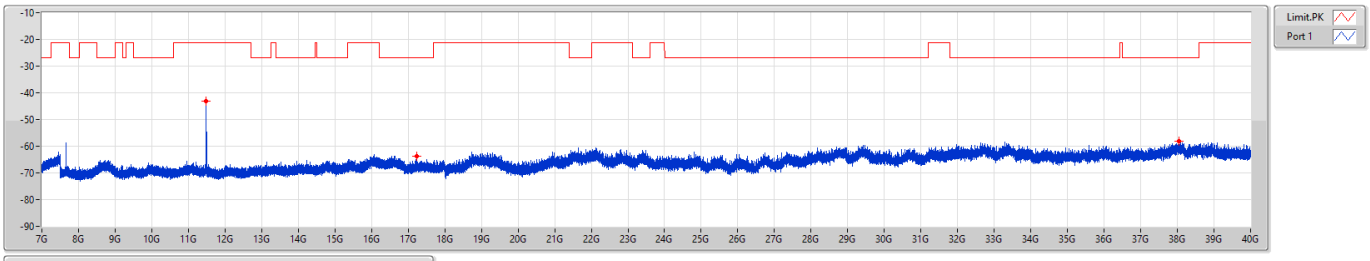

F-Start(Hz)	F-Stop(Hz)	RBW(Hz)	Type	Freq(Hz)	Psum(dBm)	P1(dBm)
7G	18G	1M	PK	11.48353G	-43.09	-43.09
7G	18G	1M	PK	17.22519G	-63.84	-63.84
18G	40G	1M	PK	38.05369G	-58.27	-58.27

5.725-5.85GHz_802.11ax HEW20_RU52_Index38_20MHz_Nss1,(MCS0)_1TX **CSE [AV]**

5745MHz

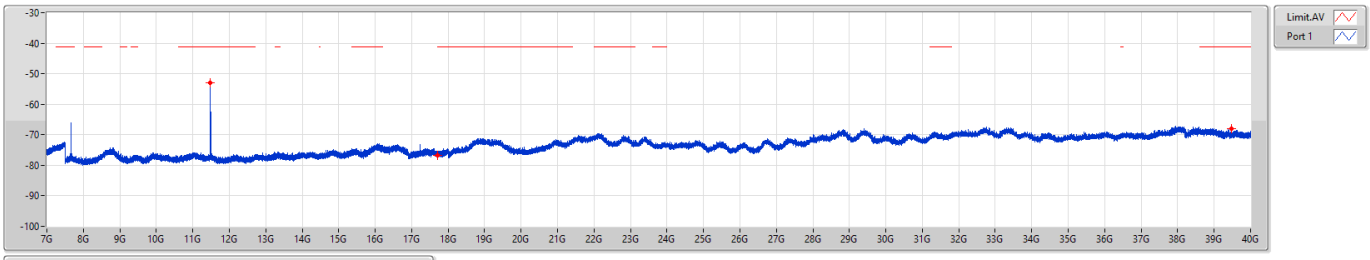

F-Start(Hz)	F-Stop(Hz)	RBW(Hz)	Type	Freq(Hz)	Psum(dBm)	P1(dBm)
7G	18G	1M	AV	11.48353G	-53.02	-53.02
7G	18G	1M	AV	17.70025G	-76.78	-76.78
18G	40G	1M	AV	39.47063G	-67.96	-67.96

5.725-5.85GHz_802.11ax HEW20_RU52_Index38_20MHz_Nss1,(MCS0)_1TX **CSE [PK]**

5785MHz

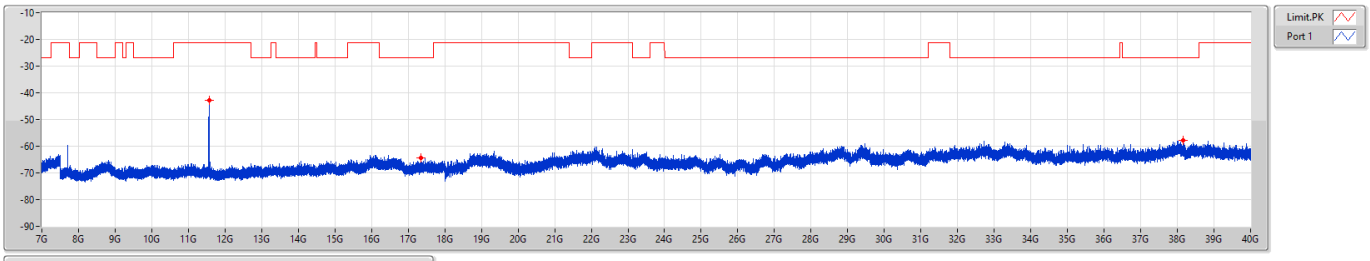

F-Start(Hz)	F-Stop(Hz)	RBW(Hz)	Type	Freq(Hz)	Psum(dBm)	P1(dBm)
7G	18G	1M	PK	11.56534G	-42.95	-42.95
7G	18G	1M	PK	17.3455G	-64.49	-64.49
18G	40G	1M	PK	38.16025G	-57.83	-57.83

5.725-5.85GHz_802.11ax HEW20_RU52_Index38_20MHz_Nss1,(MCS0)_1TX **CSE [AV]**

5785MHz

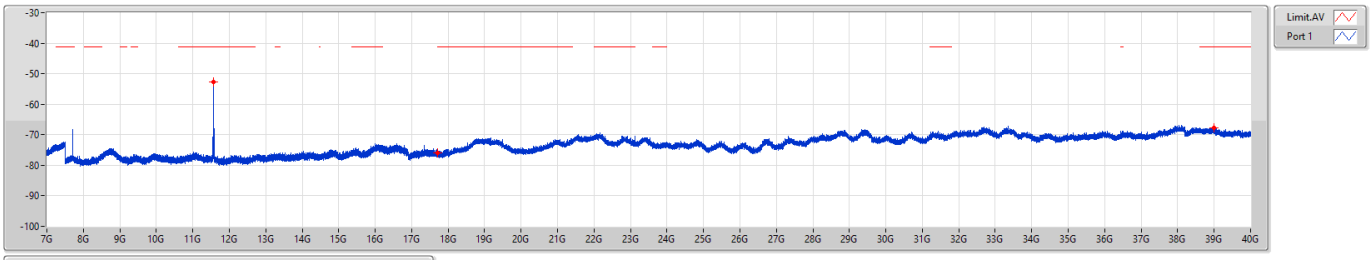

F-Start(Hz)	F-Stop(Hz)	RBW(Hz)	Type	Freq(Hz)	Psum(dBm)	P1(dBm)
7G	18G	1M	AV	11.56363G	-52.63	-52.63
7G	18G	1M	AV	17.70025G	-75.98	-75.98
18G	40G	1M	AV	39.00313G	-67.71	-67.71

5.725-5.85GHz_802.11ax HEW20_RU52_Index38_20MHz_Nss1,(MCS0)_1TX **CSE [PK]**

5825MHz

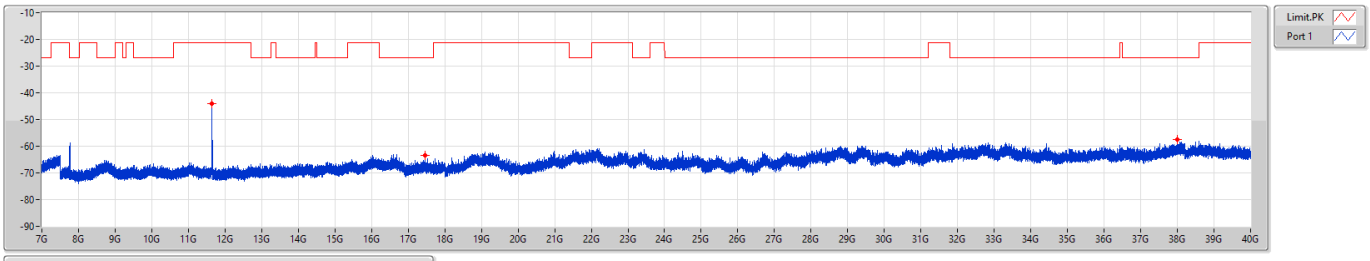

F-Start(Hz)	F-Stop(Hz)	RBW(Hz)	Type	Freq(Hz)	Psum(dBm)	P1(dBm)
7G	18G	1M	PK	11.64234G	-43.95	-43.95
7G	18G	1M	PK	17.46513G	-63.45	-63.45
18G	40G	1M	PK	38.00006G	-57.58	-57.58

5.725-5.85GHz_802.11ax HEW20_RU52_Index38_20MHz_Nss1,(MCS0)_1TX **CSE [AV]**

5825MHz

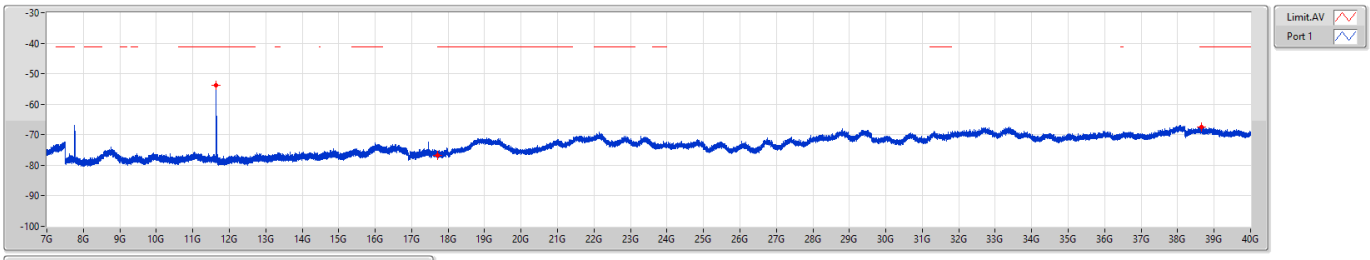

F-Start(Hz)	F-Stop(Hz)	RBW(Hz)	Type	Freq(Hz)	Psum(dBm)	P1(dBm)
7G	18G	1M	AV	11.64303G	-53.86	-53.86
7G	18G	1M	AV	17.70025G	-76.67	-76.67
18G	40G	1M	AV	38.65525G	-67.44	-67.44

5.15-5.25GHz_802.11ax HEW20_RU106_Index53_20MHz_Nss1,(MCS0)_1TX **CSE [PK]**

5180MHz

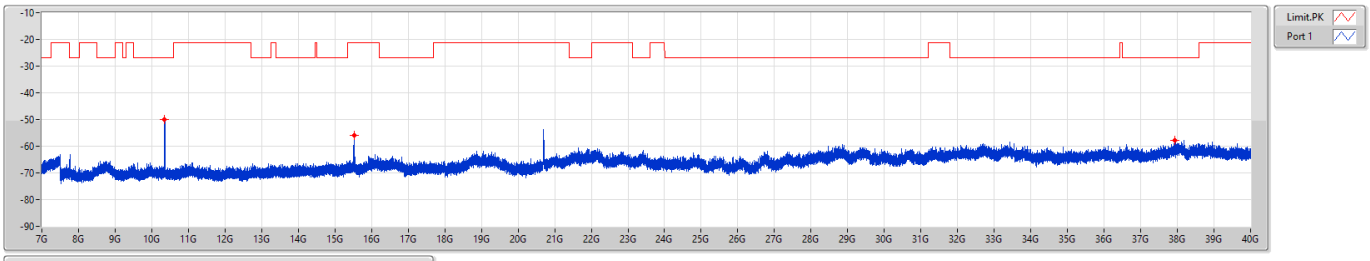

F-Start(Hz)	F-Stop(Hz)	RBW(Hz)	Type	Freq(Hz)	Psum(dBm)	P1(dBm)
7G	18G	1M	PK	10.3495G	-50.03	-50.03
7G	18G	1M	PK	15.5305G	-55.81	-55.81
18G	40G	1M	PK	37.92306G	-57.73	-57.73

5.15-5.25GHz_802.11ax HEW20_RU106_Index53_20MHz_Nss1,(MCS0)_1TX **CSE [AV]**

5180MHz

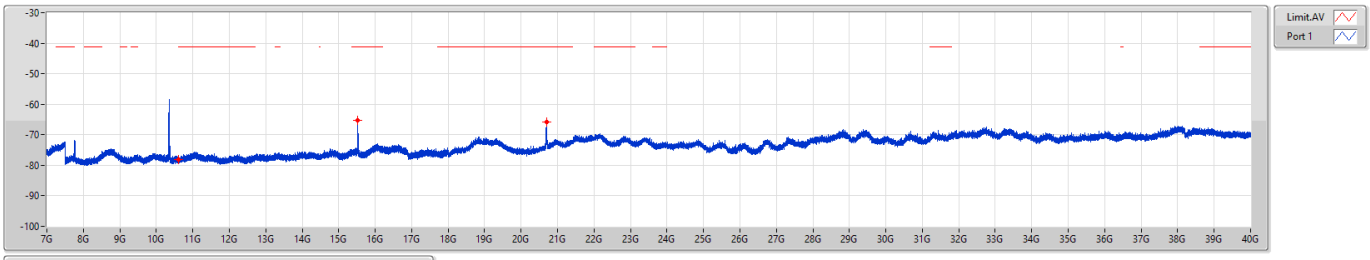

F-Start(Hz)	F-Stop(Hz)	RBW(Hz)	Type	Freq(Hz)	Psum(dBm)	P1(dBm)
7G	18G	1M	AV	10.60009G	-78.20	-78.20
7G	18G	1M	AV	15.52534G	-65.25	-65.25
18G	40G	1M	AV	20.69913G	-65.90	-65.90

5.15-5.25GHz_802.11ax HEW20_RU106_Index53_20MHz_Nss1,(MCS0)_1TX **CSE [PK]**

5200MHz

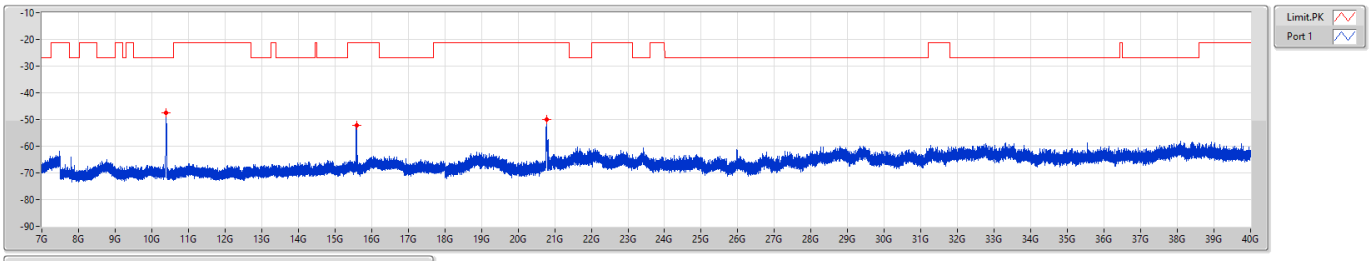

F-Start(Hz)	F-Stop(Hz)	RBW(Hz)	Type	Freq(Hz)	Psum(dBm)	P1(dBm)
7G	18G	1M	PK	10.38869G	-47.53	-47.53
7G	18G	1M	PK	15.58963G	-52.05	-52.05
18G	40G	1M	PK	20.77131G	-49.89	-49.89

5.15-5.25GHz_802.11ax HEW20_RU106_Index53_20MHz_Nss1,(MCS0)_1TX **CSE [AV]**

5200MHz

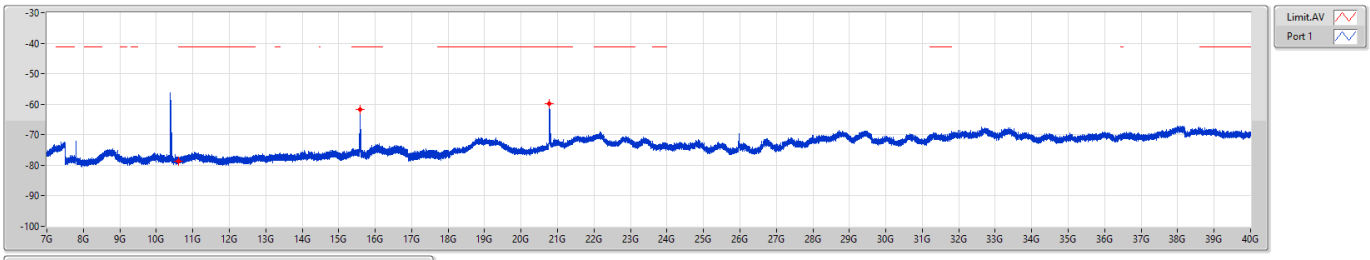

F-Start(Hz)	F-Stop(Hz)	RBW(Hz)	Type	Freq(Hz)	Psum(dBm)	P1(dBm)
7G	18G	1M	AV	10.60009G	-78.57	-78.57
7G	18G	1M	AV	15.58344G	-61.79	-61.79
18G	40G	1M	AV	20.77956G	-59.85	-59.85

5.15-5.25GHz_802.11ax HEW20_RU106_Index53_20MHz_Nss1,(MCS0)_1TX **CSE [PK]**

5240MHz

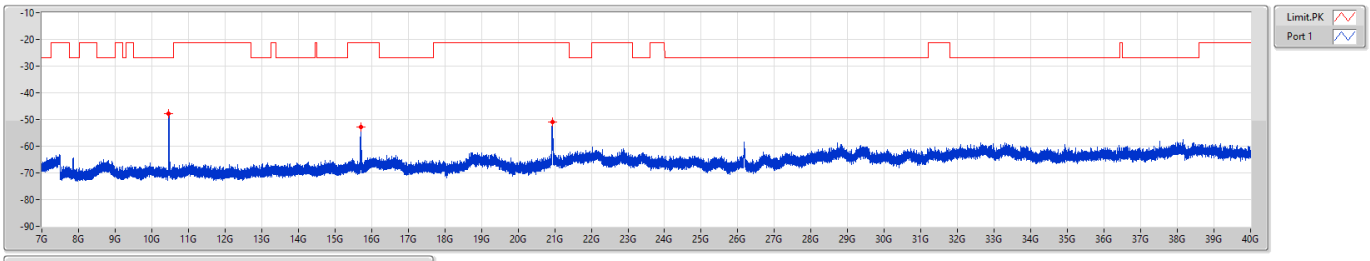

F-Start(Hz)	F-Stop(Hz)	RBW(Hz)	Type	Freq(Hz)	Psum(dBm)	P1(dBm)
7G	18G	1M	PK	10.46225G	-47.72	-47.72
7G	18G	1M	PK	15.70891G	-52.92	-52.92
18G	40G	1M	PK	20.93631G	-50.88	-50.88

5.15-5.25GHz_802.11ax HEW20_RU106_Index53_20MHz_Nss1,(MCS0)_1TX **CSE [AV]**

5240MHz

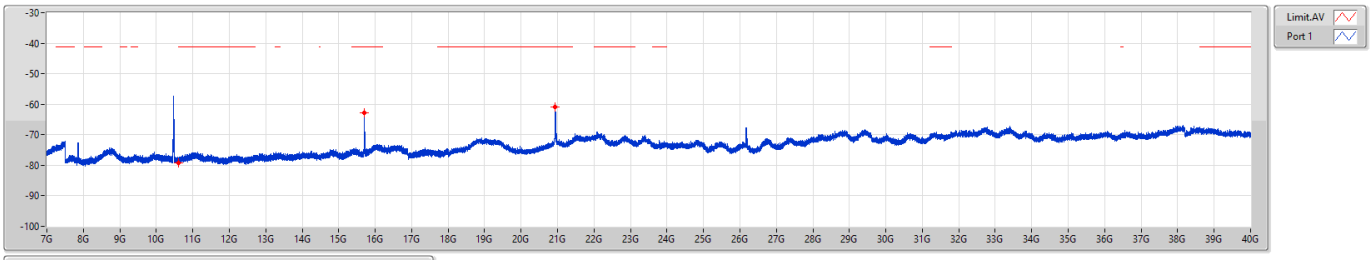

F-Start(Hz)	F-Stop(Hz)	RBW(Hz)	Type	Freq(Hz)	Psum(dBm)	P1(dBm)
7G	18G	1M	AV	10.60009G	-79.10	-79.10
7G	18G	1M	AV	15.70203G	-62.83	-62.83
18G	40G	1M	AV	20.93906G	-60.95	-60.95

5.25-5.35GHz_802.11ax HEW20_RU106_Index53_20MHz_Nss1,(MCS0)_1TX **CSE [PK]**

5260MHz

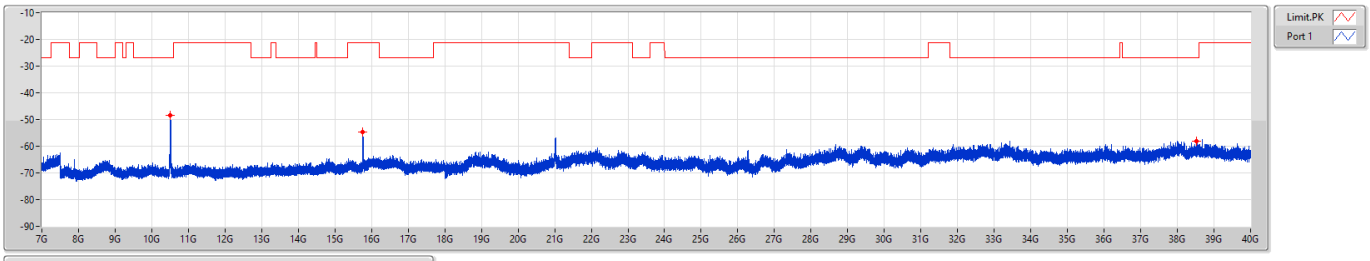

F-Start(Hz)	F-Stop(Hz)	RBW(Hz)	Type	Freq(Hz)	Psum(dBm)	P1(dBm)
7G	18G	1M	PK	10.50866G	-48.49	-48.49
7G	18G	1M	PK	15.76528G	-54.62	-54.62
18G	40G	1M	PK	38.526G	-58.03	-58.03

5.25-5.35GHz_802.11ax HEW20_RU106_Index53_20MHz_Nss1,(MCS0)_1TX **CSE [AV]**

5260MHz

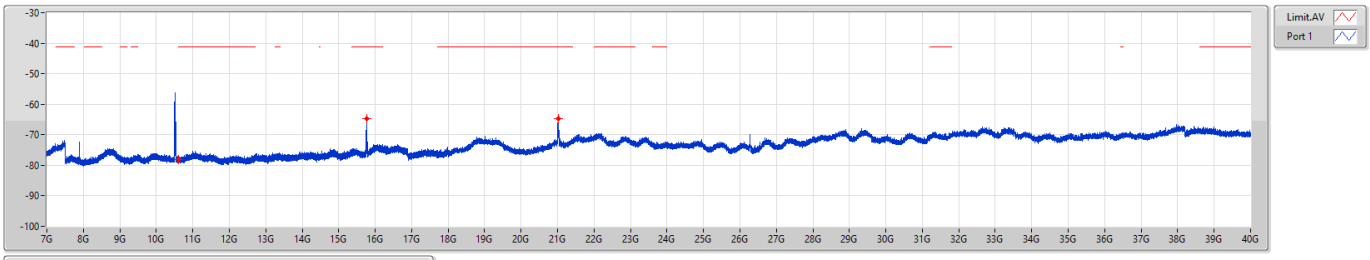

F-Start(Hz)	F-Stop(Hz)	RBW(Hz)	Type	Freq(Hz)	Psum(dBm)	P1(dBm)
7G	18G	1M	AV	10.60009G	-78.24	-78.24
7G	18G	1M	AV	15.76253G	-64.60	-64.60
18G	40G	1M	AV	21.01813G	-64.75	-64.75

5.25-5.35GHz_802.11ax HEW20_RU106_Index53_20MHz_Nss1,(MCS0)_1TX **CSE [PK]**

5300MHz

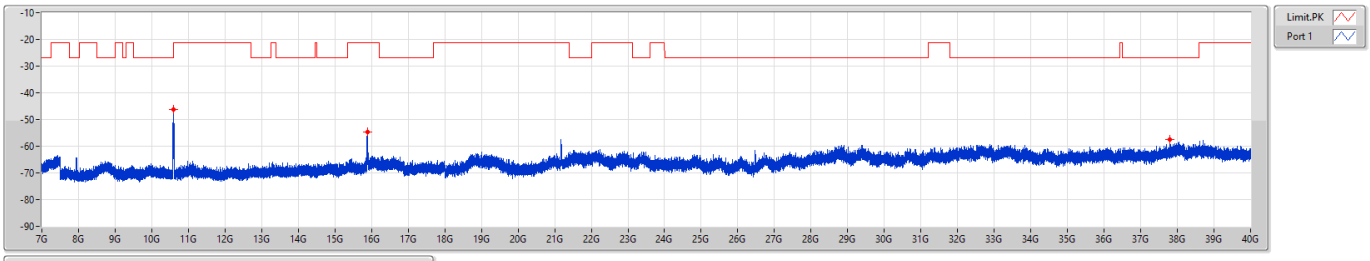

F-Start(Hz)	F-Stop(Hz)	RBW(Hz)	Type	Freq(Hz)	Psum(dBm)	P1(dBm)
7G	18G	1M	PK	10.59184G	-46.12	-46.12
7G	18G	1M	PK	15.88319G	-54.69	-54.69
18G	40G	1M	PK	37.80206G	-57.62	-57.62

5.25-5.35GHz_802.11ax HEW20_RU106_Index53_20MHz_Nss1,(MCS0)_1TX **CSE [AV]**

5300MHz

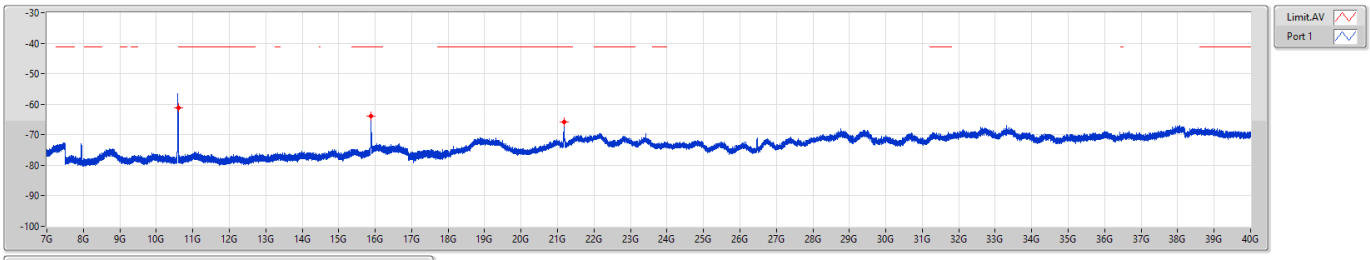

F-Start(Hz)	F-Stop(Hz)	RBW(Hz)	Type	Freq(Hz)	Psum(dBm)	P1(dBm)
7G	18G	1M	AV	10.60078G	-61.28	-61.28
7G	18G	1M	AV	15.88559G	-63.87	-63.87
18G	40G	1M	AV	21.17694G	-65.94	-65.94

5.25-5.35GHz_802.11ax HEW20_RU106_Index53_20MHz_Nss1,(MCS0)_1TX **CSE [PK]**

5320MHz

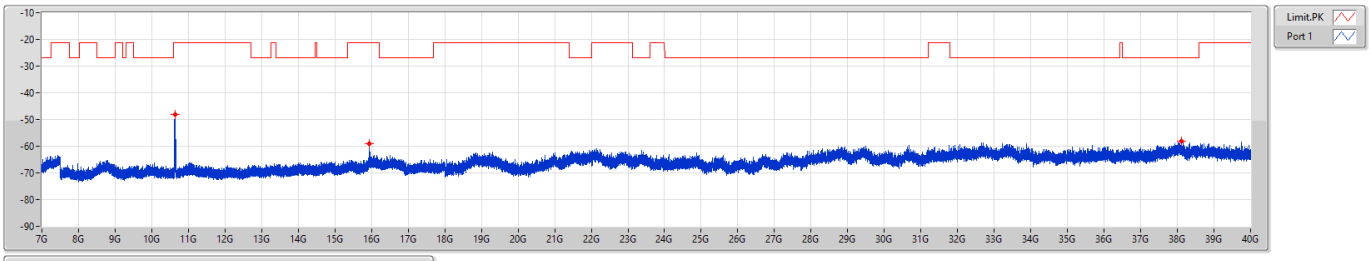

F-Start(Hz)	F-Stop(Hz)	RBW(Hz)	Type	Freq(Hz)	Psum(dBm)	P1(dBm)
7G	18G	1M	PK	10.62931G	-48.28	-48.28
7G	18G	1M	PK	15.94506G	-59.18	-59.18
18G	40G	1M	PK	38.12106G	-58.19	-58.19

5.25-5.35GHz_802.11ax HEW20_RU106_Index53_20MHz_Nss1,(MCS0)_1TX **CSE [AV]**

5320MHz

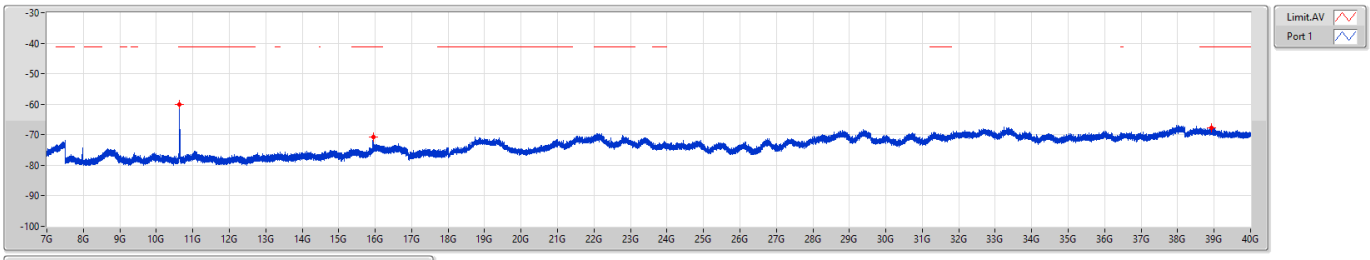

F-Start(Hz)	F-Stop(Hz)	RBW(Hz)	Type	Freq(Hz)	Psum(dBm)	P1(dBm)
7G	18G	1M	AV	10.63103G	-60.13	-60.13
7G	18G	1M	AV	15.94197G	-70.64	-70.64
18G	40G	1M	AV	38.91925G	-67.64	-67.64

5.47-5.725GHz_802.11ax HEW20_RU106_Index53_20MHz_Nss1,(MCS0)_1TX **CSE [PK]**

5500MHz

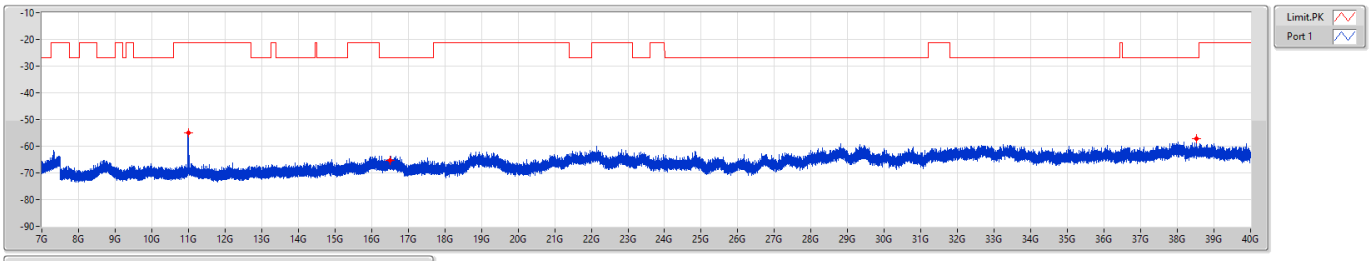

F-Start(Hz)	F-Stop(Hz)	RBW(Hz)	Type	Freq(Hz)	Psum(dBm)	P1(dBm)
7G	18G	1M	PK	10.99163G	-54.87	-54.87
7G	18G	1M	PK	16.50847G	-65.28	-65.28
18G	40G	1M	PK	38.526G	-57.15	-57.15

5.47-5.725GHz_802.11ax HEW20_RU106_Index53_20MHz_Nss1,(MCS0)_1TX **CSE [AV]**

5500MHz

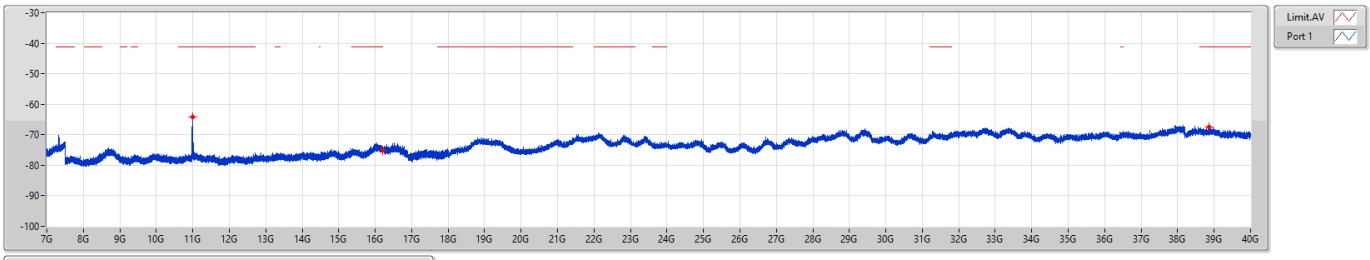

F-Start(Hz)	F-Stop(Hz)	RBW(Hz)	Type	Freq(Hz)	Psum(dBm)	P1(dBm)
7G	18G	1M	AV	10.99025G	-64.11	-64.11
7G	18G	1M	AV	16.19978G	-75.04	-75.04
18G	40G	1M	AV	38.86494G	-67.46	-67.46

5.47-5.725GHz_802.11ax HEW20_RU106_Index53_20MHz_Nss1,(MCS0)_1TX **CSE [PK]**

5580MHz

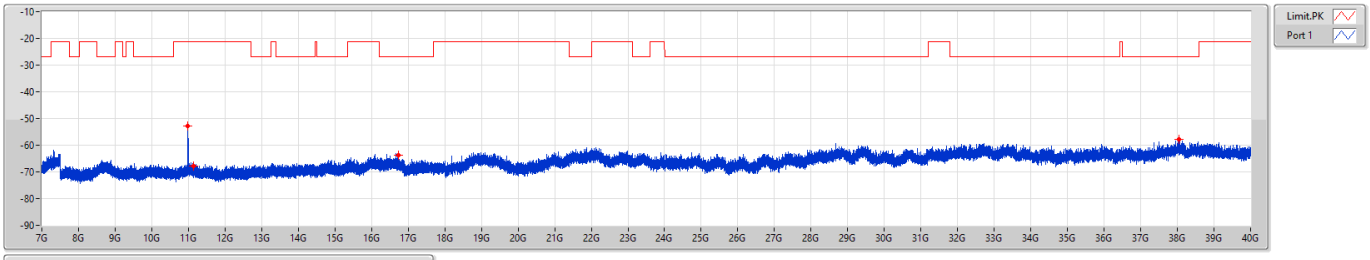

F-Start(Hz)	F-Stop(Hz)	RBW(Hz)	Type	Freq(Hz)	Psum(dBm)	P1(dBm)
7G	18G	1M	PK	10.99059G	-52.84	-52.84
7G	18G	1M	PK	11.14975G	-67.72	-67.72
7G	18G	1M	PK	16.72641G	-63.65	-63.65
18G	40G	1M	PK	38.0365G	-57.89	-57.89

5.47-5.725GHz_802.11ax HEW20_RU106_Index53_20MHz_Nss1,(MCS0)_1TX **CSE [AV]**

5580MHz

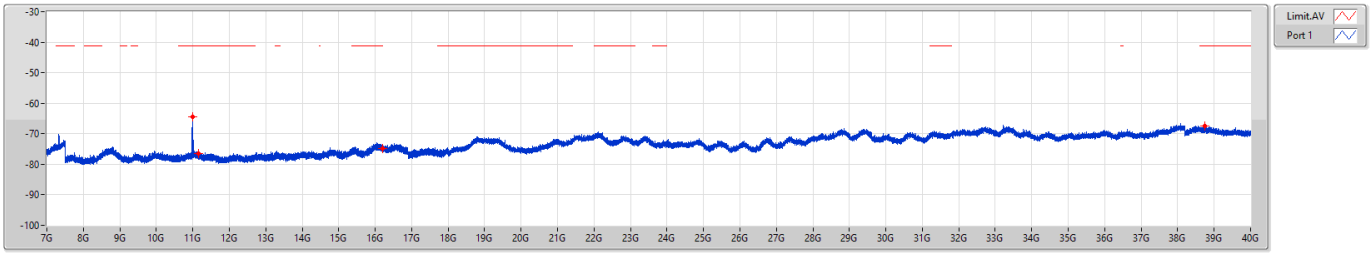

F-Start(Hz)	F-Stop(Hz)	RBW(Hz)	Type	Freq(Hz)	Psum(dBm)	P1(dBm)
7G	18G	1M	AV	10.98991G	-64.47	-64.47
7G	18G	1M	AV	11.14666G	-76.44	-76.44
7G	18G	1M	AV	16.19978G	-74.83	-74.83
18G	40G	1M	AV	38.7515G	-67.38	-67.38

5.47-5.725GHz_802.11ax HEW20_RU106_Index53_20MHz_Nss1,(MCS0)_1TX **CSE [PK]**

5700MHz

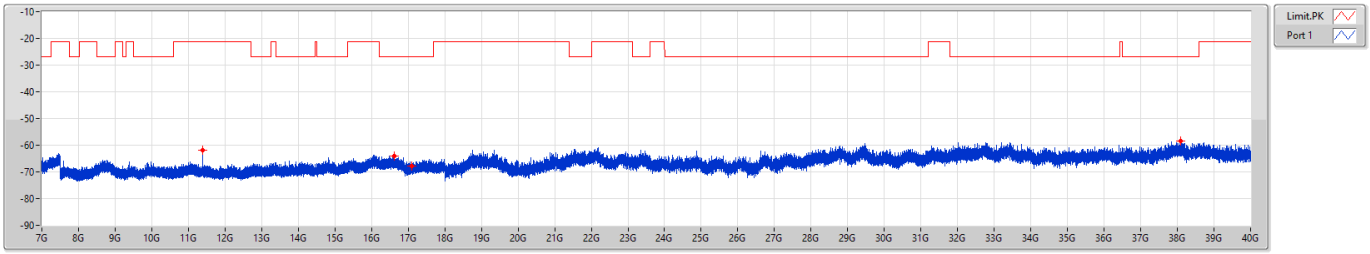

F-Start(Hz)	F-Stop(Hz)	RBW(Hz)	Type	Freq(Hz)	Psum(dBm)	P1(dBm)
7G	18G	1M	PK	11.38969G	-61.79	-61.79
7G	18G	1M	PK	16.61022G	-63.94	-63.94
7G	18G	1M	PK	17.10213G	-67.72	-67.72
18G	40G	1M	PK	38.07844G	-58.48	-58.48

5.47-5.725GHz_802.11ax HEW20_RU106_Index53_20MHz_Nss1,(MCS0)_1TX **CSE [AV]**

5700MHz

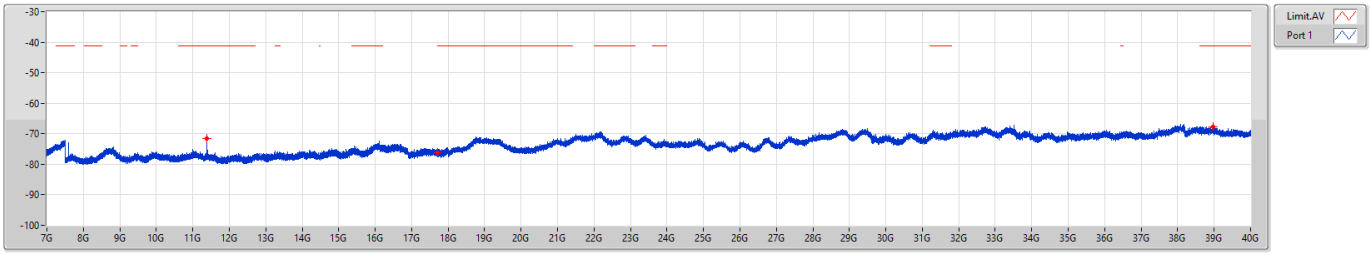

F-Start(Hz)	F-Stop(Hz)	RBW(Hz)	Type	Freq(Hz)	Psum(dBm)	P1(dBm)
7G	18G	1M	AV	11.38969G	-71.60	-71.60
7G	18G	1M	AV	11.39003G	-71.60	-71.60
7G	18G	1M	AV	17.70025G	-76.24	-76.24
18G	40G	1M	AV	38.96188G	-67.67	-67.67

5.47-5.725GHz_802.11ax HEW20_RU106_Index53_20MHz_Nss1,(MCS0)_1TX **CSE [PK]**

5720MHz Straddle 5.47-5.725GHz

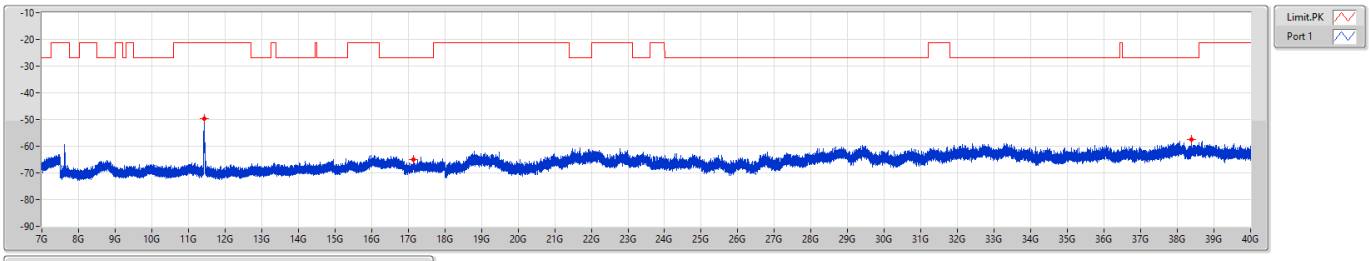

F-Start(Hz)	F-Stop(Hz)	RBW(Hz)	Type	Freq(Hz)	Psum(dBm)	P1(dBm)
7G	18G	1M	PK	11.43163G	-49.80	-49.80
7G	18G	1M	PK	17.14613G	-64.90	-64.90
18G	40G	1M	PK	38.37406G	-57.57	-57.57

5.47-5.725GHz_802.11ax HEW20_RU106_Index53_20MHz_Nss1,(MCS0)_1TX **CSE [AV]**

5720MHz Straddle 5.47-5.725GHz

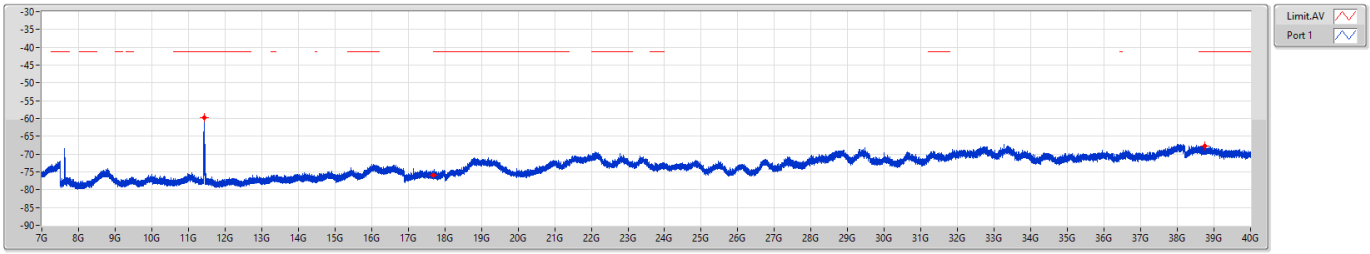

F-Start(Hz)	F-Stop(Hz)	RBW(Hz)	Type	Freq(Hz)	Psum(dBm)	P1(dBm)
7G	18G	1M	AV	11.42888G	-59.73	-59.73
7G	18G	1M	AV	11.43059G	-59.73	-59.73
7G	18G	1M	AV	17.70025G	-75.88	-75.88
18G	40G	1M	AV	38.7405G	-67.70	-67.70

5.725-5.85GHz_802.11ax HEW20_RU106_Index53_20MHz_Nss1,(MCS0)_1TX **CSE [PK]**

5745MHz

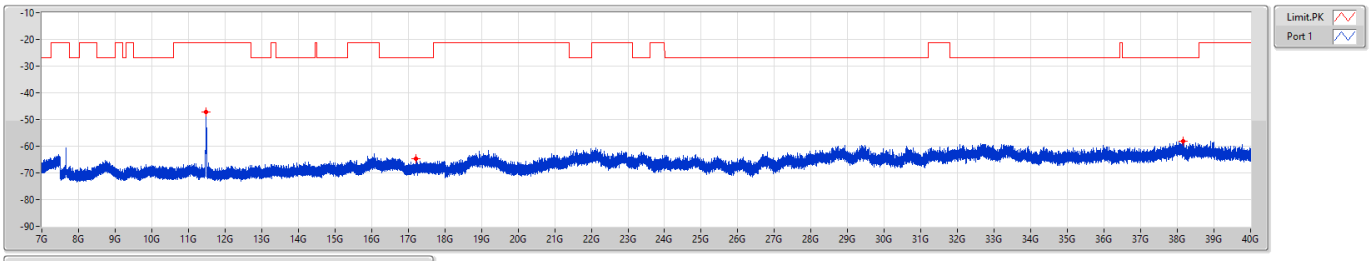

F-Start(Hz)	F-Stop(Hz)	RBW(Hz)	Type	Freq(Hz)	Psum(dBm)	P1(dBm)
7G	18G	1M	PK	11.48113G	-47.08	-47.08
7G	18G	1M	PK	17.22003G	-64.84	-64.84
18G	40G	1M	PK	38.14994G	-58.00	-58.00

5.725-5.85GHz_802.11ax HEW20_RU106_Index53_20MHz_Nss1,(MCS0)_1TX **CSE [AV]**

5745MHz

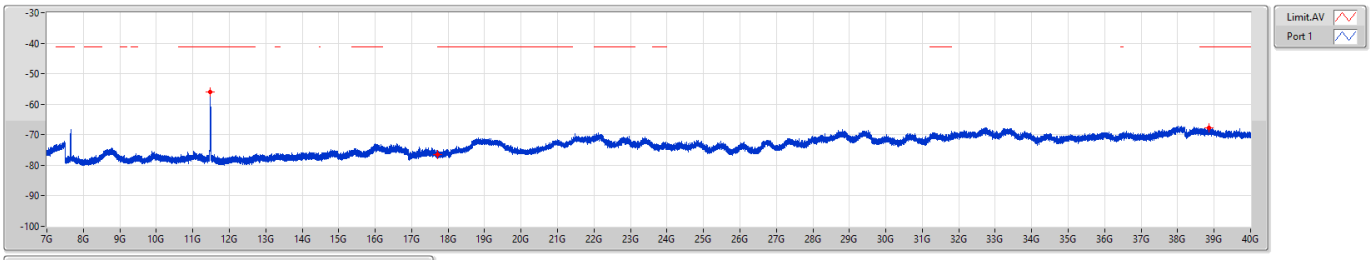

F-Start(Hz)	F-Stop(Hz)	RBW(Hz)	Type	Freq(Hz)	Psum(dBm)	P1(dBm)
7G	18G	1M	AV	11.47906G	-56.09	-56.09
7G	18G	1M	AV	17.70025G	-76.56	-76.56
18G	40G	1M	AV	38.85119G	-67.71	-67.71

5.725-5.85GHz_802.11ax HEW20_RU106_Index53_20MHz_Nss1,(MCS0)_1TX **CSE [PK]**

5785MHz

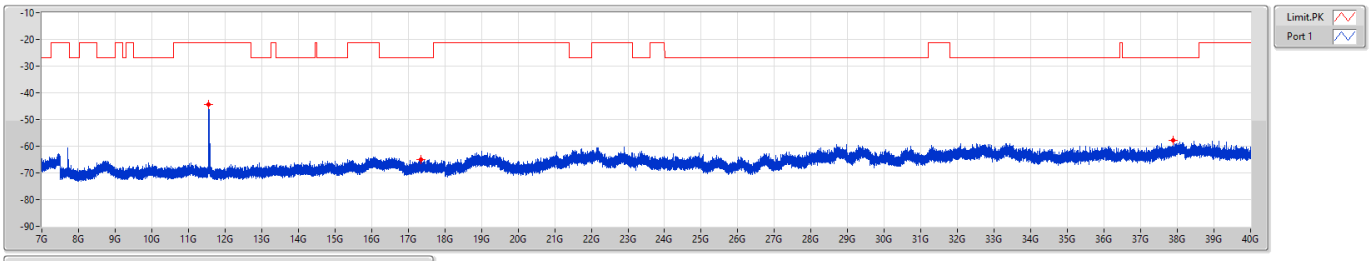

F-Start(Hz)	F-Stop(Hz)	RBW(Hz)	Type	Freq(Hz)	Psum(dBm)	P1(dBm)
7G	18G	1M	PK	11.55881G	-44.22	-44.22
7G	18G	1M	PK	17.34138G	-64.90	-64.90
18G	40G	1M	PK	37.89213G	-57.81	-57.81

5.725-5.85GHz_802.11ax HEW20_RU106_Index53_20MHz_Nss1,(MCS0)_1TX **CSE [AV]**

5785MHz

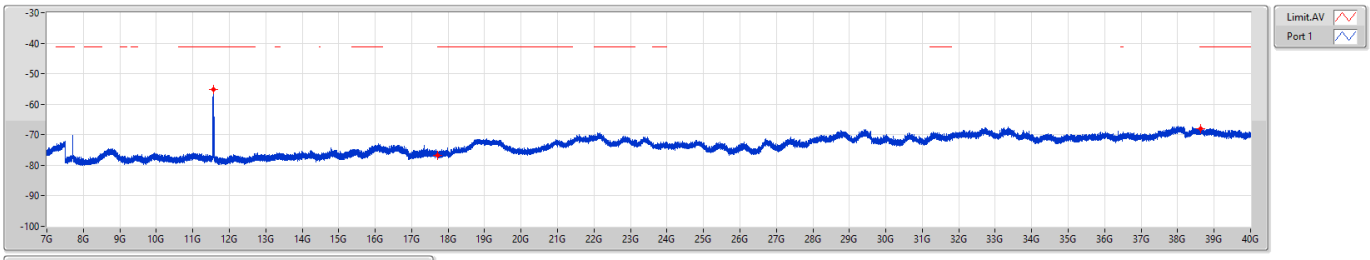

F-Start(Hz)	F-Stop(Hz)	RBW(Hz)	Type	Freq(Hz)	Psum(dBm)	P1(dBm)
7G	18G	1M	AV	11.55881G	-55.26	-55.26
7G	18G	1M	AV	17.70025G	-76.65	-76.65
18G	40G	1M	AV	38.62981G	-67.90	-67.90

5.725-5.85GHz_802.11ax HEW20_RU106_Index53_20MHz_Nss1,(MCS0)_1TX **CSE [PK]**

5825MHz

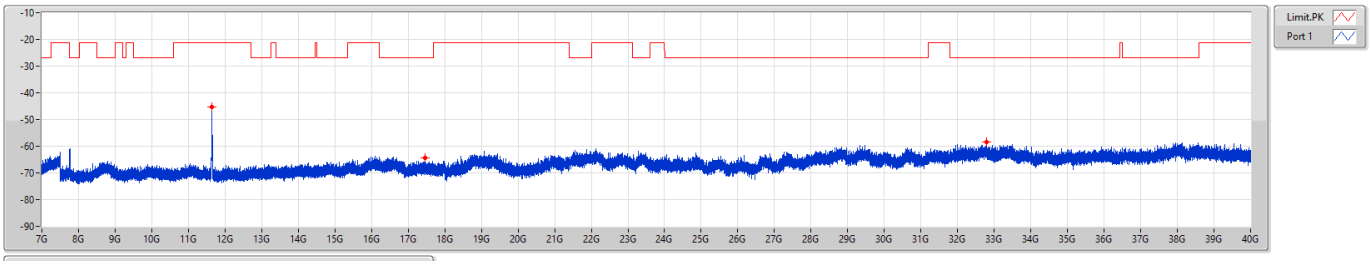

F-Start(Hz)	F-Stop(Hz)	RBW(Hz)	Type	Freq(Hz)	Psum(dBm)	P1(dBm)
7G	18G	1M	PK	11.63788G	-45.41	-45.41
7G	18G	1M	PK	17.45963G	-64.28	-64.28
18G	40G	1M	PK	32.79088G	-58.55	-58.55

5.725-5.85GHz_802.11ax HEW20_RU106_Index53_20MHz_Nss1,(MCS0)_1TX **CSE [AV]**

5825MHz

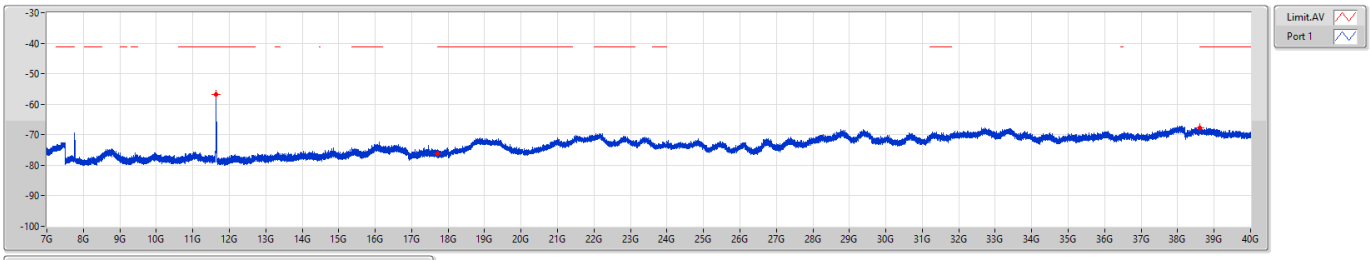

F-Start(Hz)	F-Stop(Hz)	RBW(Hz)	Type	Freq(Hz)	Psum(dBm)	P1(dBm)
7G	18G	1M	AV	11.63925G	-56.92	-56.92
7G	18G	1M	AV	17.70025G	-76.16	-76.16
18G	40G	1M	AV	38.61813G	-67.69	-67.69

Unwanted Emissions (Below 1GHz)

Modulation	ax HE20-OFDMA RU106	**Test Freq. (MHz)**	5825
Polarization	Horizontal		

Test By :Akun Chung- Temperature(℃):24 Humidity(%):64

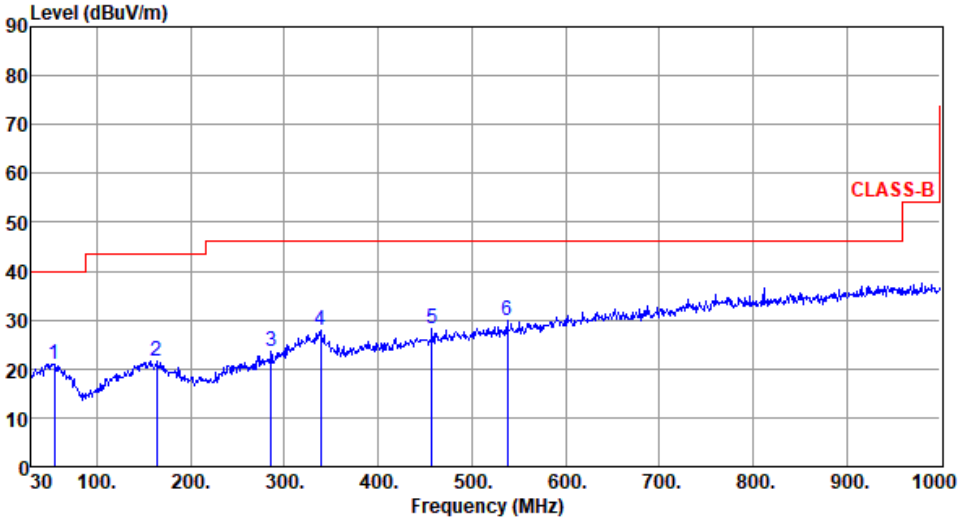

	Freq. MHz	Emission level dBuV/m	Limit dBuV/m	Margin dB	SA reading dBuV	Factor dB/m	Remark	ANT High cm	Turn Table deg
1	54.25	21.02	40.00	-18.98	29.51	-8.49	Peak	---	---
2	163.86	21.64	43.50	-21.86	30.36	-8.72	Peak	---	---
3	286.08	23.73	46.00	-22.27	31.77	-8.04	Peak	---	---
4	338.46	28.06	46.00	-17.94	34.52	-6.46	Peak	---	---
5	457.77	28.15	46.00	-17.85	31.03	-2.88	Peak	---	---
6	538.28	29.75	46.00	-16.25	31.08	-1.33	Peak	---	---

Note 1: Emission Level (dBuV/m) = SA Reading (dBuV) + Factor* (dB/m)
*Factor includes antenna factor , cable loss and amplifier gain
Note 2: Margin (dB) = Emission level (dBuV/m) – Limit (dBuV/m).
Note 3: All spurious emissions below 30MHz are more than 20 dB below the limit.

Modulation	ax HE20-OFDMA RU106	**Test Freq. (MHz)**	5825
Polarization	Vertical		

Test By :Akun Chung- Temperature(℃):24 Humidity(%):64

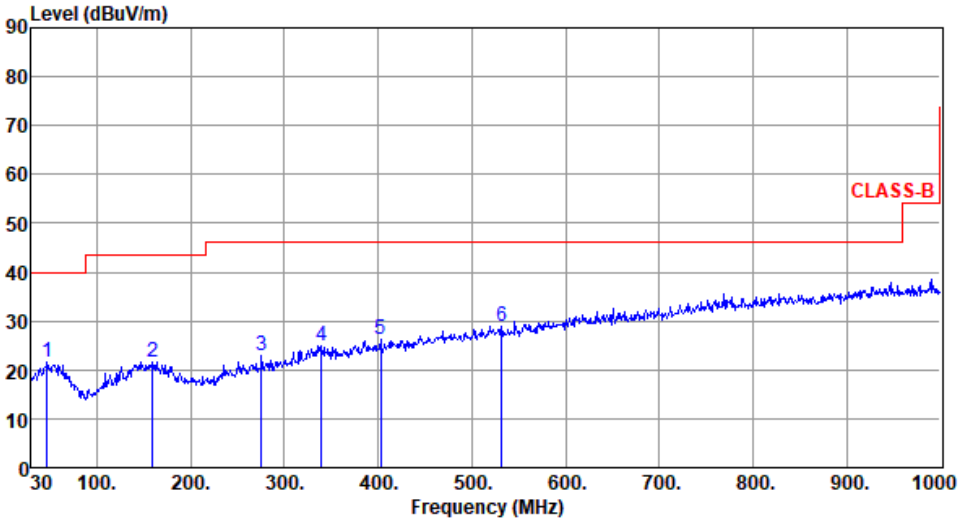

	Freq. MHz	Emission level dBuV/m	Limit dBuV/m	Margin dB	SA reading dBuV	Factor dB/m	Remark	ANT High cm	Turn Table deg
1	46.49	21.58	40.00	-18.42	30.17	-8.59	Peak	---	---
2	159.01	21.62	43.50	-21.88	30.06	-8.44	Peak	---	---
3	275.41	23.05	46.00	-22.95	31.46	-8.41	Peak	---	---
4	339.43	24.80	46.00	-21.20	31.23	-6.43	Peak	---	---
5	402.48	26.31	46.00	-19.69	31.01	-4.70	Peak	---	---
6	531.49	29.04	46.00	-16.96	30.48	-1.44	Peak	---	---

Note 1: Emission Level (dBuV/m) = SA Reading (dBuV) + Factor* (dB/m)
*Factor includes antenna factor , cable loss and amplifier gain
Note 2: Margin (dB) = Emission level (dBuV/m) – Limit (dBuV/m).
Note 3: All spurious emissions below 30MHz are more than 20 dB below the limit.

Unwanted Emissions (Above 1GHz)

Modulation	ax HE20-OFDMA RU26	**Test Freq. (MHz)**	5180
Polarization	Horizontal		

Test By :Akun Chung- Temperature(℃):25 Humidity(%):63

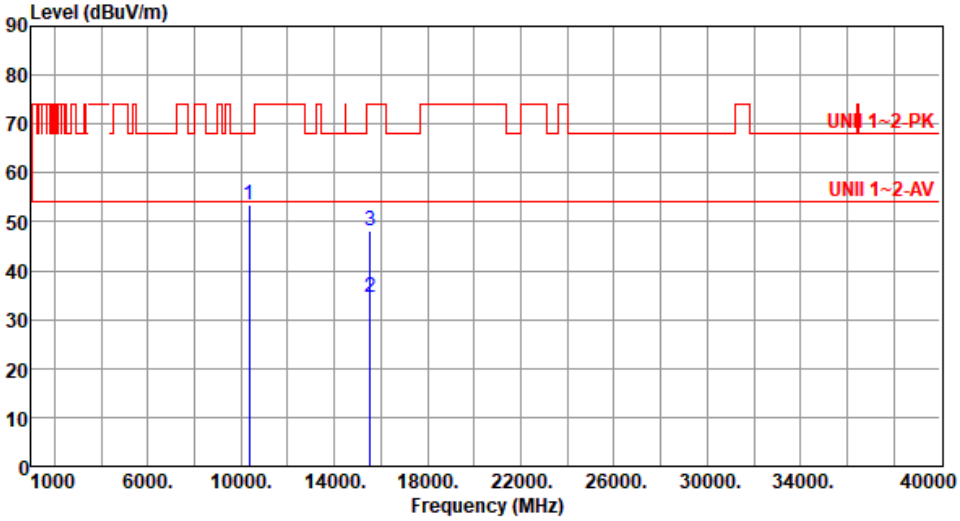

	Freq. MHz	Emission level dBuV/m	Limit dBuV/m	Margin dB	SA reading dBuV	Factor dB/m	Remark	ANT High cm	Turn Table deg
1	10360.00	53.32	68.20	-14.88	44.48	8.84	Peak	172	60
2	15540.00	34.37	54.00	-19.63	28.05	6.32	Average	100	324
3	15540.00	48.10	74.00	-25.90	41.78	6.32	Peak	100	324

Note 1: Emission Level (dBuV/m) = SA Reading (dBuV) + Factor* (dB/m)
*Factor includes antenna factor , cable loss and amplifier gain
Note 2: Margin (dB) = Emission level (dBuV/m) – Limit (dBuV/m).

Modulation	ax HE20-OFDMA RU26	**Test Freq. (MHz)**	5180
Polarization	Vertical		

Test By :Akun Chung- Temperature(℃):25 Humidity(%):63

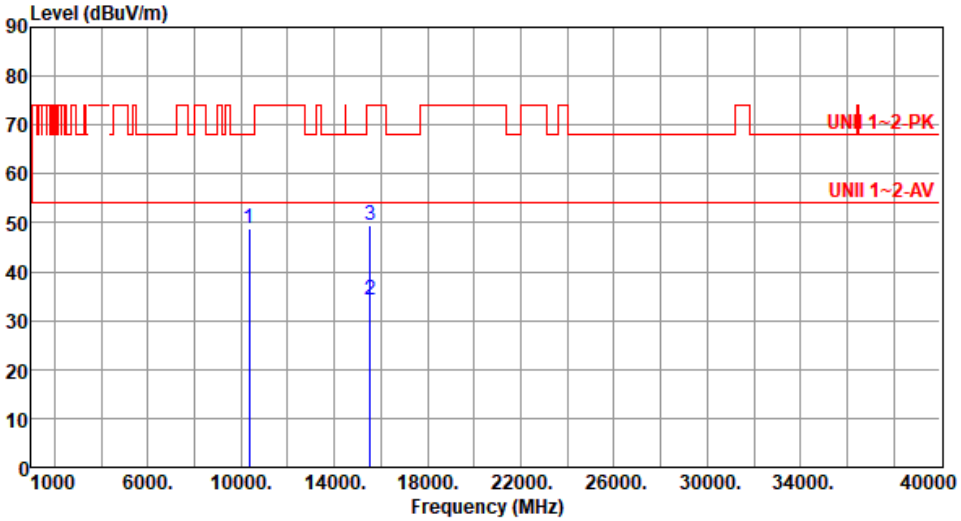

	Freq. MHz	Emission level dBuV/m	Limit dBuV/m	Margin dB	SA reading dBuV	Factor dB/m	Remark	ANT High cm	Turn Table deg
1	10360.00	48.98	68.20	-19.22	40.14	8.84	Peak	100	163
2	15540.00	34.31	54.00	-19.69	27.99	6.32	Average	100	276
3	15540.00	49.58	74.00	-24.42	43.26	6.32	Peak	100	276

Note 1: Emission Level (dBuV/m) = SA Reading (dBuV) + Factor* (dB/m)
*Factor includes antenna factor , cable loss and amplifier gain
Note 2: Margin (dB) = Emission level (dBuV/m) – Limit (dBuV/m).

Modulation	ax HE20-OFDMA RU26	**Test Freq. (MHz)**	5200
Polarization	Horizontal		

Test By :Akun Chung- Temperature(℃):25 Humidity(%):63

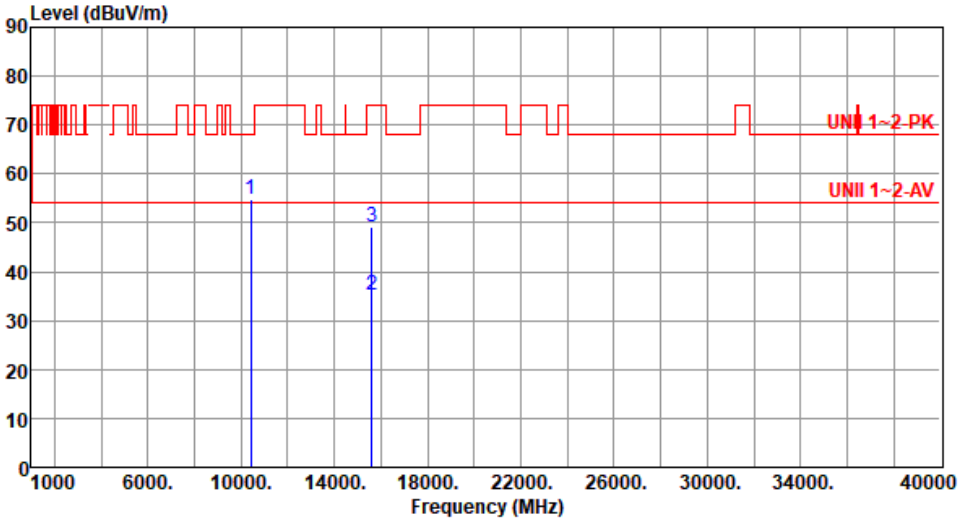

	Freq. MHz	Emission level dBuV/m	Limit dBuV/m	Margin dB	SA reading dBuV	Factor dB/m	Remark	ANT High cm	Turn Table deg
1	10400.00	54.66	68.20	-13.54	45.74	8.92	Peak	164	47
2	15600.00	35.30	54.00	-18.70	28.97	6.33	Average	100	346
3	15600.00	49.31	74.00	-24.69	42.98	6.33	Peak	100	346

Note 1: Emission Level (dBuV/m) = SA Reading (dBuV) + Factor* (dB/m)
*Factor includes antenna factor , cable loss and amplifier gain
Note 2: Margin (dB) = Emission level (dBuV/m) – Limit (dBuV/m).

Modulation	ax HE20-OFDMA RU26	**Test Freq. (MHz)**	5200
Polarization	Vertical		

Test By :Akun Chung- Temperature(℃):25 Humidity(%):63

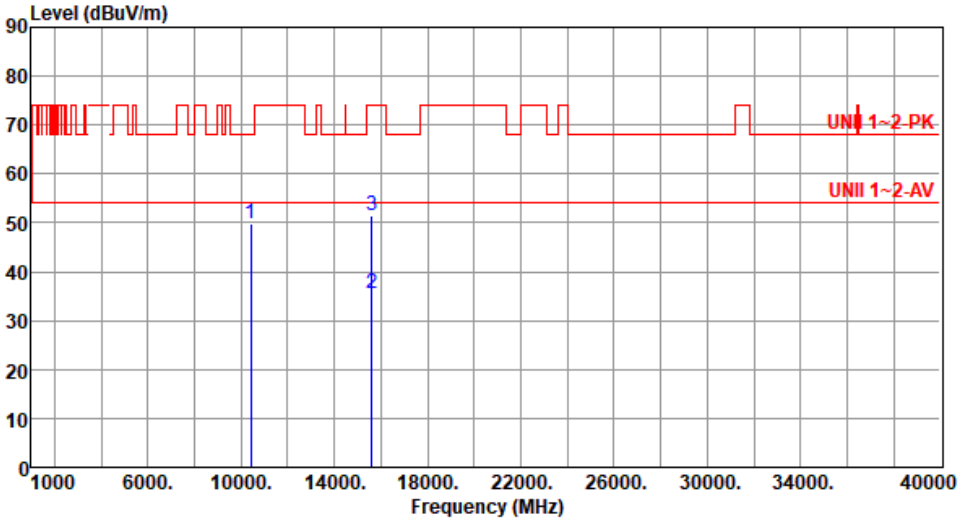

	Freq. MHz	Emission level dBuV/m	Limit dBuV/m	Margin dB	SA reading dBuV	Factor dB/m	Remark	ANT High cm	Turn Table deg
1	10400.00	49.68	68.20	-18.52	40.76	8.92	Peak	100	172
2	15600.00	35.64	54.00	-18.36	29.31	6.33	Average	104	338
3	15600.00	51.35	74.00	-22.65	45.02	6.33	Peak	104	338

Note 1: Emission Level (dBuV/m) = SA Reading (dBuV) + Factor* (dB/m)
*Factor includes antenna factor , cable loss and amplifier gain
Note 2: Margin (dB) = Emission level (dBuV/m) – Limit (dBuV/m).

Modulation	ax HE20-OFDMA RU26	**Test Freq. (MHz)**	5240
Polarization	Horizontal		

Test By :Akun Chung- Temperature(℃):25 Humidity(%):63

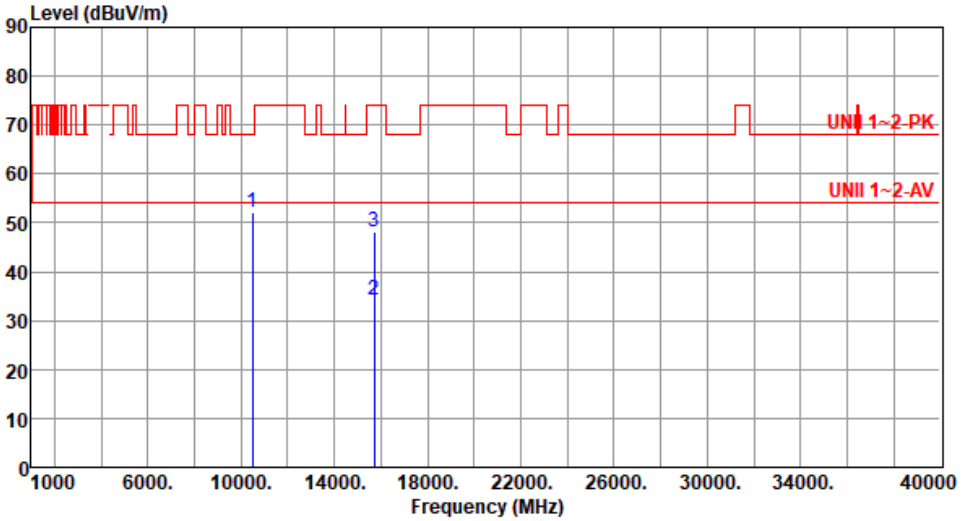

	Freq. MHz	Emission level dBuV/m	Limit dBuV/m	Margin dB	SA reading dBuV	Factor dB/m	Remark	ANT High cm	Turn Table deg
1	10480.00	51.99	68.20	-16.21	42.80	9.19	Peak	156	56
2	15720.00	34.11	54.00	-19.89	27.84	6.27	Average	100	302
3	15720.00	48.13	74.00	-25.87	41.86	6.27	Peak	100	302

Note 1: Emission Level (dBuV/m) = SA Reading (dBuV) + Factor* (dB/m)
*Factor includes antenna factor , cable loss and amplifier gain
Note 2: Margin (dB) = Emission level (dBuV/m) – Limit (dBuV/m).

Modulation	ax HE20-OFDMA RU26	**Test Freq. (MHz)**	5240
Polarization	Vertical		

Test By :Akun Chung- Temperature(℃):25 Humidity(%):63

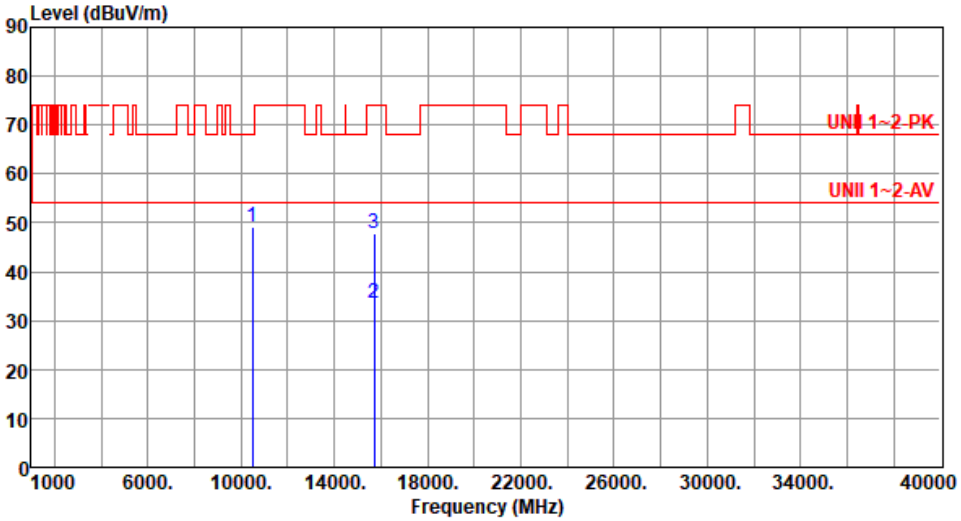

	Freq. MHz	Emission level dBuV/m	Limit dBuV/m	Margin dB	SA reading dBuV	Factor dB/m	Remark	ANT High cm	Turn Table deg
1	10480.00	49.24	68.20	-18.96	40.05	9.19	Peak	100	144
2	15720.00	33.69	54.00	-20.31	27.42	6.27	Average	100	316
3	15720.00	47.78	74.00	-26.22	41.51	6.27	Peak	100	316

Note 1: Emission Level (dBuV/m) = SA Reading (dBuV) + Factor* (dB/m)
*Factor includes antenna factor , cable loss and amplifier gain
Note 2: Margin (dB) = Emission level (dBuV/m) – Limit (dBuV/m).

Modulation	ax HE20-OFDMA RU26	**Test Freq. (MHz)**	5260
Polarization	Horizontal		

Test By :Akun Chung- Temperature(℃):25 Humidity(%):63

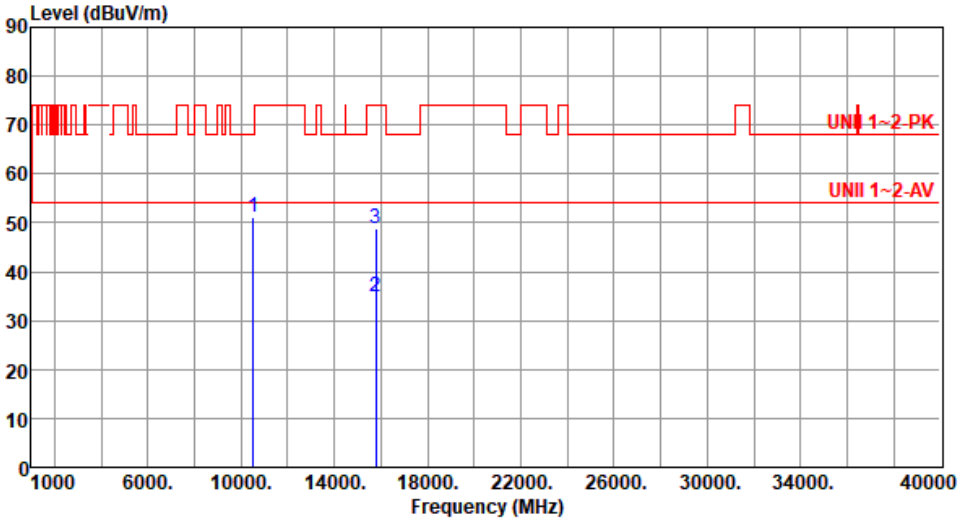

	Freq. MHz	Emission level dBuV/m	Limit dBuV/m	Margin dB	SA reading dBuV	Factor dB/m	Remark	ANT High cm	Turn Table deg
1	10520.00	51.09	68.20	-17.11	41.90	9.19	Peak	301	66
2	15780.00	34.93	54.00	-19.07	28.85	6.08	Average	100	208
3	15780.00	48.93	74.00	-25.07	42.85	6.08	Peak	100	208

Note 1: Emission Level (dBuV/m) = SA Reading (dBuV) + Factor* (dB/m)
*Factor includes antenna factor , cable loss and amplifier gain
Note 2: Margin (dB) = Emission level (dBuV/m) – Limit (dBuV/m).

Modulation	ax HE20-OFDMA RU26	**Test Freq. (MHz)**	5260
Polarization	Vertical		

Test By :Akun Chung- Temperature(℃):25 Humidity(%):63

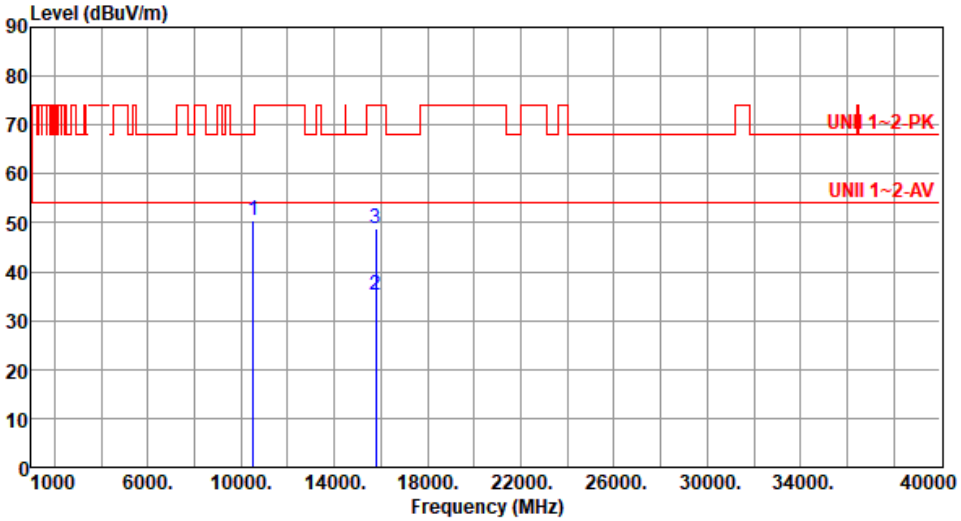

	Freq. MHz	Emission level dBuV/m	Limit dBuV/m	Margin dB	SA reading dBuV	Factor dB/m	Remark	ANT High cm	Turn Table deg
1	10520.00	50.35	68.20	-17.85	41.16	9.19	Peak	100	268
2	15780.00	35.35	54.00	-18.65	29.27	6.08	Average	100	288
3	15780.00	48.79	74.00	-25.21	42.71	6.08	Peak	100	288

Note 1: Emission Level (dBuV/m) = SA Reading (dBuV) + Factor* (dB/m)
*Factor includes antenna factor , cable loss and amplifier gain
Note 2: Margin (dB) = Emission level (dBuV/m) – Limit (dBuV/m).

Modulation	ax HE20-OFDMA RU26	**Test Freq. (MHz)**	5300
Polarization	Horizontal		

Test By :Akun Chung- Temperature(℃):25 Humidity(%):63

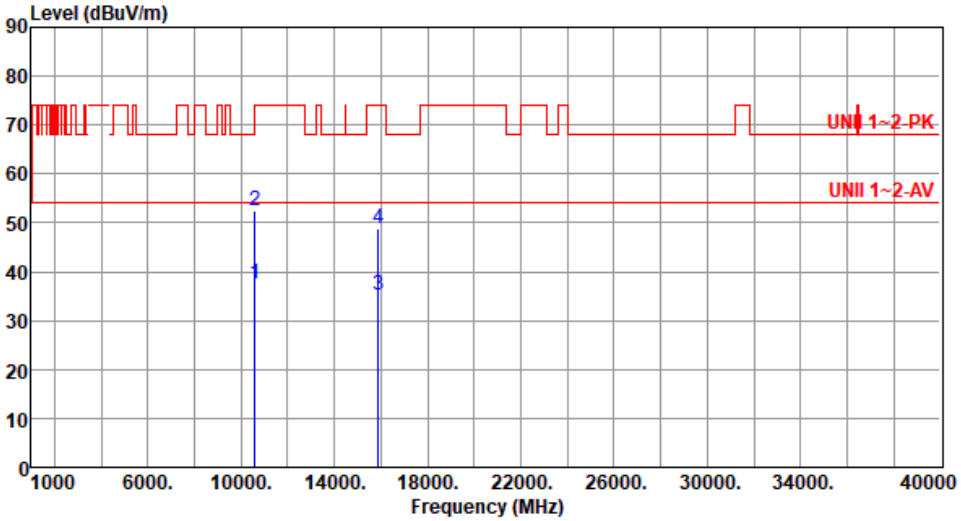

	Freq. MHz	Emission level dBuV/m	Limit dBuV/m	Margin dB	SA reading dBuV	Factor dB/m	Remark	ANT High cm	Turn Table deg
1	10600.00	37.36	54.00	-16.64	28.11	9.25	Average	296	52
2	10600.00	52.33	74.00	-21.67	43.08	9.25	Peak	296	52
3	15900.00	35.35	54.00	-18.65	28.95	6.40	Average	100	216
4	15900.00	48.95	74.00	-25.05	42.55	6.40	Peak	100	216

Note 1: Emission Level (dBuV/m) = SA Reading (dBuV) + Factor* (dB/m)
*Factor includes antenna factor , cable loss and amplifier gain
Note 2: Margin (dB) = Emission level (dBuV/m) – Limit (dBuV/m).

Modulation	ax HE20-OFDMA RU26	**Test Freq. (MHz)**	5300
Polarization	Vertical		

Test By :Akun Chung- Temperature(℃):25 Humidity(%):63

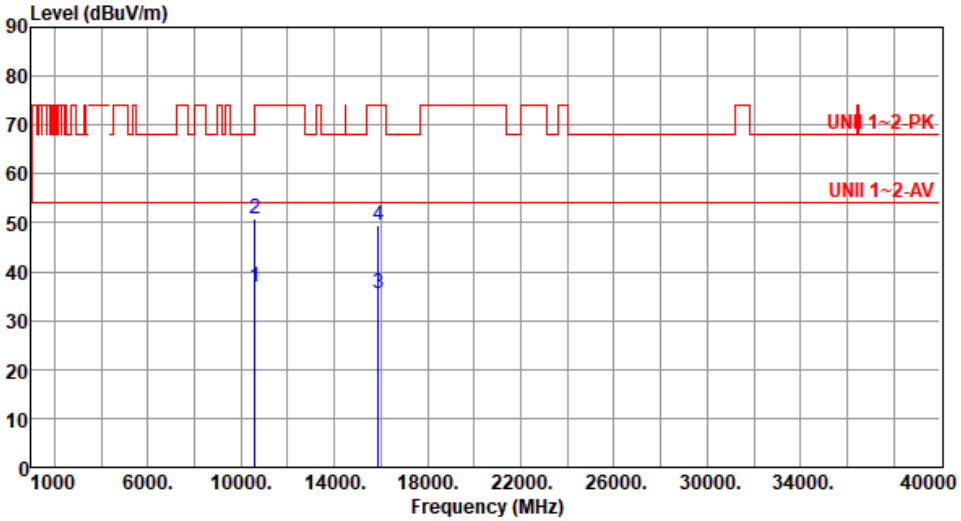

	Freq. MHz	Emission level dBuV/m	Limit dBuV/m	Margin dB	SA reading dBuV	Factor dB/m	Remark	ANT High cm	Turn Table deg
1	10600.00	36.85	54.00	-17.15	27.60	9.25	Average	100	275
2	10600.00	50.66	74.00	-23.34	41.41	9.25	Peak	100	275
3	15900.00	35.45	54.00	-18.55	29.05	6.40	Average	100	296
4	15900.00	49.37	74.00	-24.63	42.97	6.40	Peak	100	296

Note 1: Emission Level (dBuV/m) = SA Reading (dBuV) + Factor* (dB/m)
*Factor includes antenna factor , cable loss and amplifier gain
Note 2: Margin (dB) = Emission level (dBuV/m) – Limit (dBuV/m).

Modulation	ax HE20-OFDMA RU26	**Test Freq. (MHz)**	5320
Polarization	Horizontal		

Test By :Akun Chung- Temperature(℃):25 Humidity(%):63

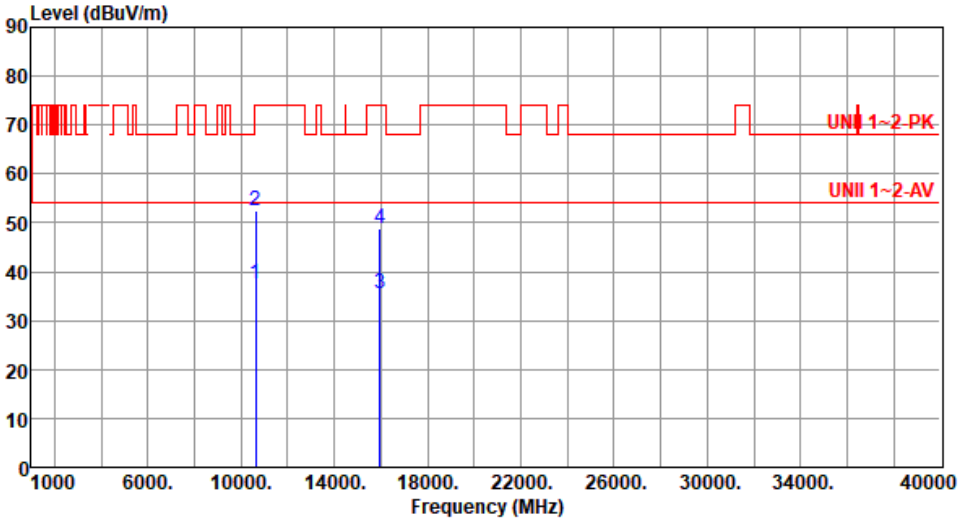

	Freq. MHz	Emission level dBuV/m	Limit dBuV/m	Margin dB	SA reading dBuV	Factor dB/m	Remark	ANT High cm	Turn Table deg
1	10640.00	37.51	54.00	-16.49	28.18	9.33	Average	287	48
2	10640.00	52.54	74.00	-21.46	43.21	9.33	Peak	287	48
3	15960.00	35.38	54.00	-18.62	29.13	6.25	Average	100	222
4	15960.00	48.99	74.00	-25.01	42.74	6.25	Peak	100	222

Note 1: Emission Level (dBuV/m) = SA Reading (dBuV) + Factor* (dB/m)
*Factor includes antenna factor , cable loss and amplifier gain
Note 2: Margin (dB) = Emission level (dBuV/m) – Limit (dBuV/m).

Modulation	ax HE20-OFDMA RU26	**Test Freq. (MHz)**	5320
Polarization	Vertical		

Test By :Akun Chung- Temperature(℃):25 Humidity(%):63

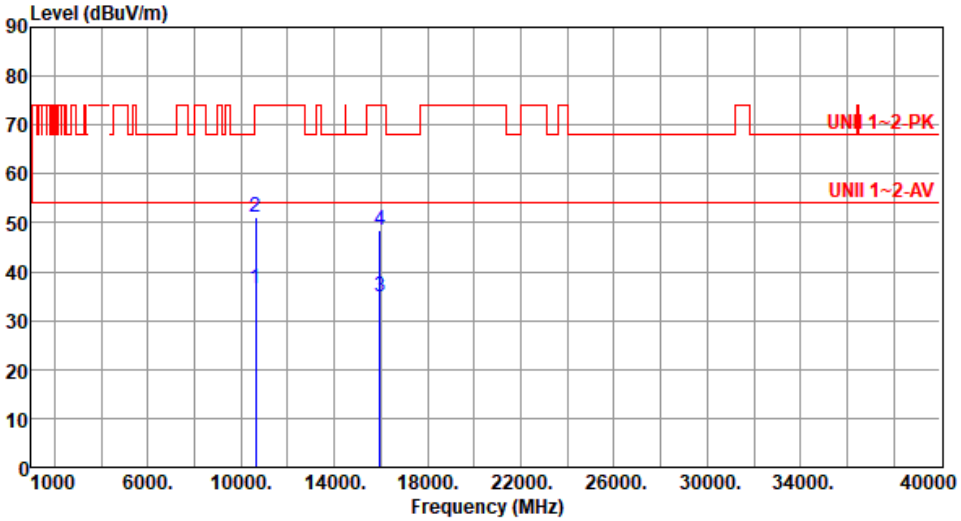

	Freq. MHz	Emission level dBuV/m	Limit dBuV/m	Margin dB	SA reading dBuV	Factor dB/m	Remark	ANT High cm	Turn Table deg
1	10640.00	36.61	54.00	-17.39	27.28	9.33	Average	100	218
2	10640.00	51.22	74.00	-22.78	41.89	9.33	Peak	100	218
3	15960.00	34.93	54.00	-19.07	28.68	6.25	Average	100	274
4	15960.00	48.53	74.00	-25.47	42.28	6.25	Peak	100	274

Note 1: Emission Level (dBuV/m) = SA Reading (dBuV) + Factor* (dB/m)
*Factor includes antenna factor , cable loss and amplifier gain
Note 2: Margin (dB) = Emission level (dBuV/m) – Limit (dBuV/m).

Modulation	ax HE20-OFDMA RU26	**Test Freq. (MHz)**	5500
Polarization	Horizontal		

Test By :Akun Chung- Temperature(℃):25 Humidity(%):63

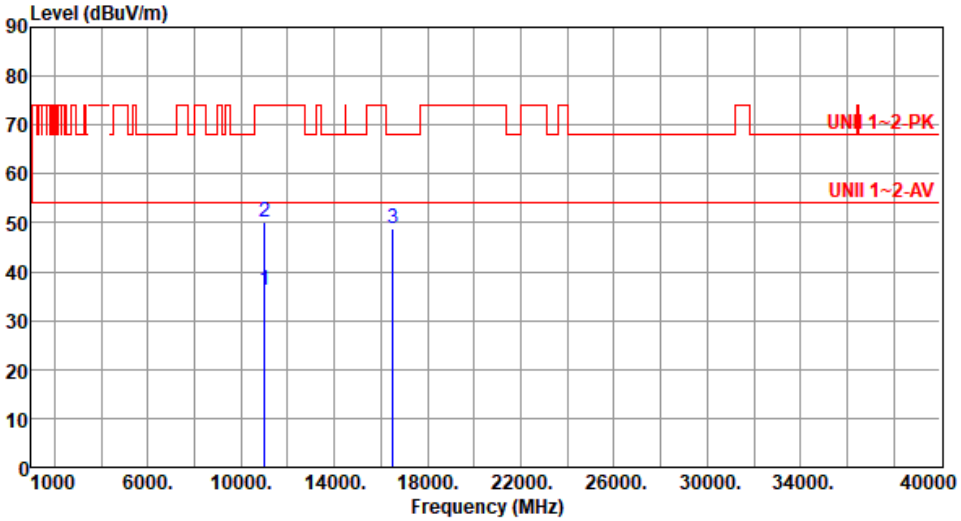

	Freq. MHz	Emission level dBuV/m	Limit dBuV/m	Margin dB	SA reading dBuV	Factor dB/m	Remark	ANT High cm	Turn Table deg
1	11000.00	36.15	54.00	-17.85	26.45	9.70	Average	100	156
2	11000.00	50.08	74.00	-23.92	40.38	9.70	Peak	100	156
3	16500.00	48.94	68.20	-19.26	41.60	7.34	Peak	100	346

Note 1: Emission Level (dBuV/m) = SA Reading (dBuV) + Factor* (dB/m)
*Factor includes antenna factor , cable loss and amplifier gain
Note 2: Margin (dB) = Emission level (dBuV/m) – Limit (dBuV/m).

Modulation	ax HE20-OFDMA RU26	**Test Freq. (MHz)**	5500
Polarization	Vertical		

Test By :Akun Chung- Temperature(℃):25 Humidity(%):63

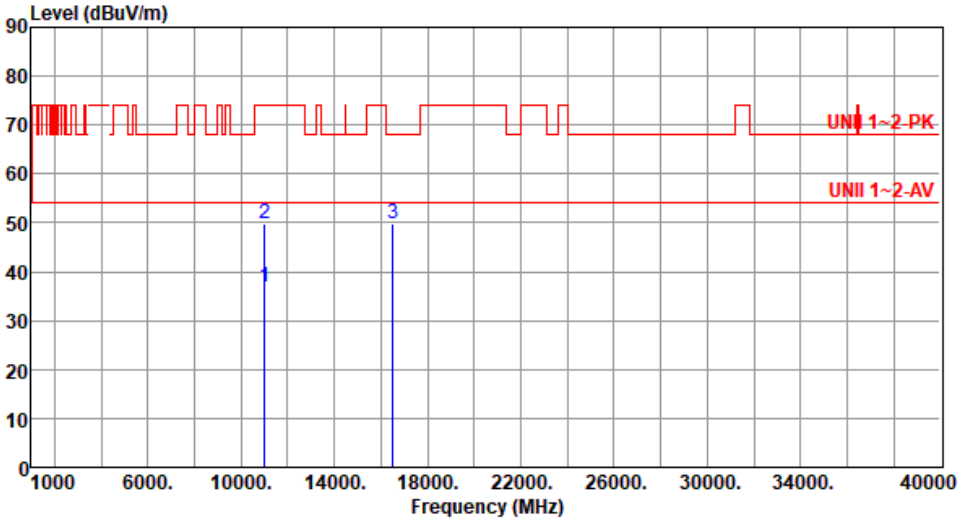

	Freq. MHz	Emission level dBuV/m	Limit dBuV/m	Margin dB	SA reading dBuV	Factor dB/m	Remark	ANT High cm	Turn Table deg
1	11000.00	36.85	54.00	-17.15	27.15	9.70	Average	100	274
2	11000.00	49.91	74.00	-24.09	40.21	9.70	Peak	100	274
3	16500.00	49.89	68.20	-18.31	42.55	7.34	Peak	100	325

Note 1: Emission Level (dBuV/m) = SA Reading (dBuV) + Factor* (dB/m)
*Factor includes antenna factor , cable loss and amplifier gain
Note 2: Margin (dB) = Emission level (dBuV/m) – Limit (dBuV/m).

Modulation	ax HE20-OFDMA RU26	**Test Freq. (MHz)**	5580
Polarization	Horizontal		

Test By :Akun Chung- Temperature(℃):25 Humidity(%):63

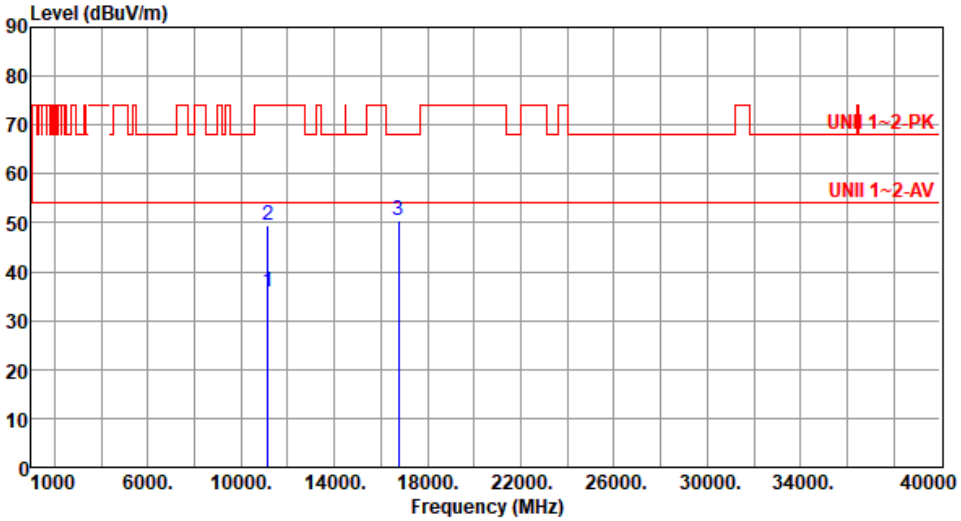

	Freq. MHz	Emission level dBuV/m	Limit dBuV/m	Margin dB	SA reading dBuV	Factor dB/m	Remark	ANT High cm	Turn Table deg
1	11160.00	35.73	54.00	-18.27	26.61	9.12	Average	100	149
2	11160.00	49.63	74.00	-24.37	40.51	9.12	Peak	100	149
3	16740.00	50.60	68.20	-17.60	43.01	7.59	Peak	100	354

Note 1: Emission Level (dBuV/m) = SA Reading (dBuV) + Factor* (dB/m)
*Factor includes antenna factor , cable loss and amplifier gain
Note 2: Margin (dB) = Emission level (dBuV/m) – Limit (dBuV/m).

Modulation	ax HE20-OFDMA RU26	**Test Freq. (MHz)**	5580
Polarization	Vertical		

Test By :Akun Chung- Temperature(℃):25 Humidity(%):63

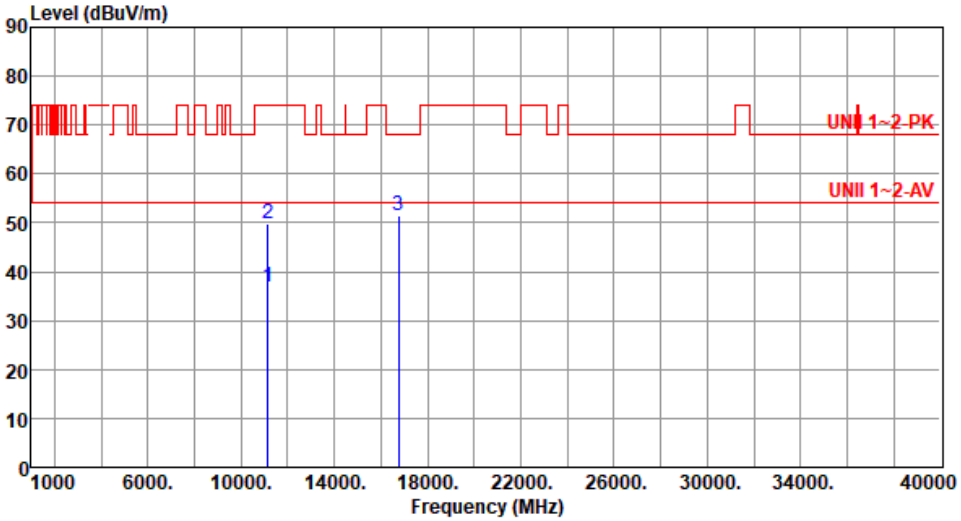

	Freq. MHz	Emission level dBuV/m	Limit dBuV/m	Margin dB	SA reading dBuV	Factor dB/m	Remark	ANT High cm	Turn Table deg
1	11160.00	36.74	54.00	-17.26	27.62	9.12	Average	100	256
2	11160.00	49.97	74.00	-24.03	40.85	9.12	Peak	100	256
3	16740.00	51.37	68.20	-16.83	43.78	7.59	Peak	100	346

Note 1: Emission Level (dBuV/m) = SA Reading (dBuV) + Factor* (dB/m)
*Factor includes antenna factor , cable loss and amplifier gain
Note 2: Margin (dB) = Emission level (dBuV/m) – Limit (dBuV/m).

Modulation	ax HE20-OFDMA RU26	**Test Freq. (MHz)**	5700
Polarization	Horizontal		

Test By :Akun Chung- Temperature(℃):25 Humidity(%):63

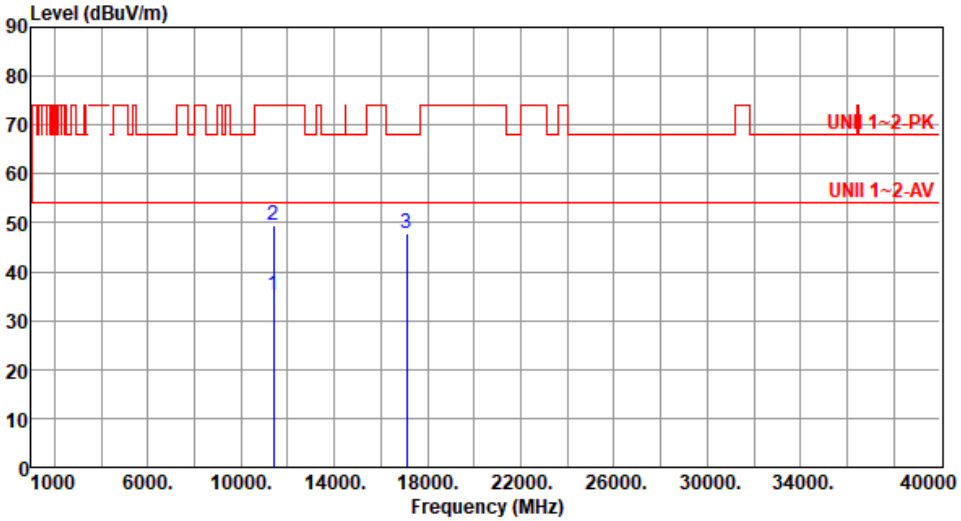

	Freq. MHz	Emission level dBuV/m	Limit dBuV/m	Margin dB	SA reading dBuV	Factor dB/m	Remark	ANT High cm	Turn Table deg
1	11400.00	35.33	54.00	-18.67	26.24	9.09	Average	100	178
2	11400.00	49.35	74.00	-24.65	40.26	9.09	Peak	100	178
3	17100.00	47.81	68.20	-20.39	40.66	7.15	Peak	100	322

Note 1: Emission Level (dBuV/m) = SA Reading (dBuV) + Factor* (dB/m)
*Factor includes antenna factor , cable loss and amplifier gain
Note 2: Margin (dB) = Emission level (dBuV/m) – Limit (dBuV/m).

Modulation	ax HE20-OFDMA RU26	**Test Freq. (MHz)**	5700
Polarization	Vertical		

Test By :Akun Chung- Temperature(℃):25 Humidity(%):63

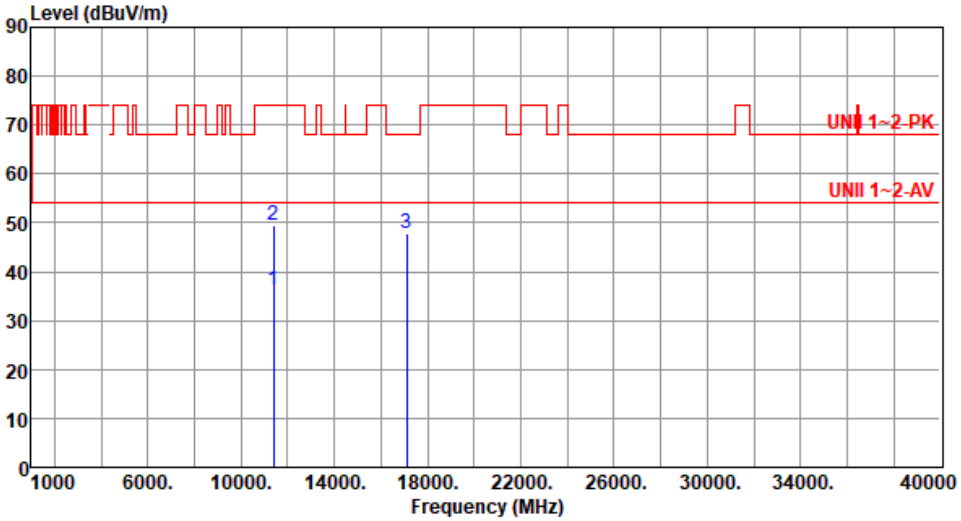

	Freq. MHz	Emission level dBuV/m	Limit dBuV/m	Margin dB	SA reading dBuV	Factor dB/m	Remark	ANT High cm	Turn Table deg
1	11400.00	36.27	54.00	-17.73	27.18	9.09	Average	100	230
2	11400.00	49.50	74.00	-24.50	40.41	9.09	Peak	100	230
3	17100.00	47.77	68.20	-20.43	40.62	7.15	Peak	100	352

Note 1: Emission Level (dBuV/m) = SA Reading (dBuV) + Factor* (dB/m)
*Factor includes antenna factor , cable loss and amplifier gain
Note 2: Margin (dB) = Emission level (dBuV/m) – Limit (dBuV/m).

Modulation	ax HE20-OFDMA RU26	**Test Freq. (MHz)**	5720
Polarization	Horizontal		

Test By :Akun Chung- Temperature(℃):25 Humidity(%):63

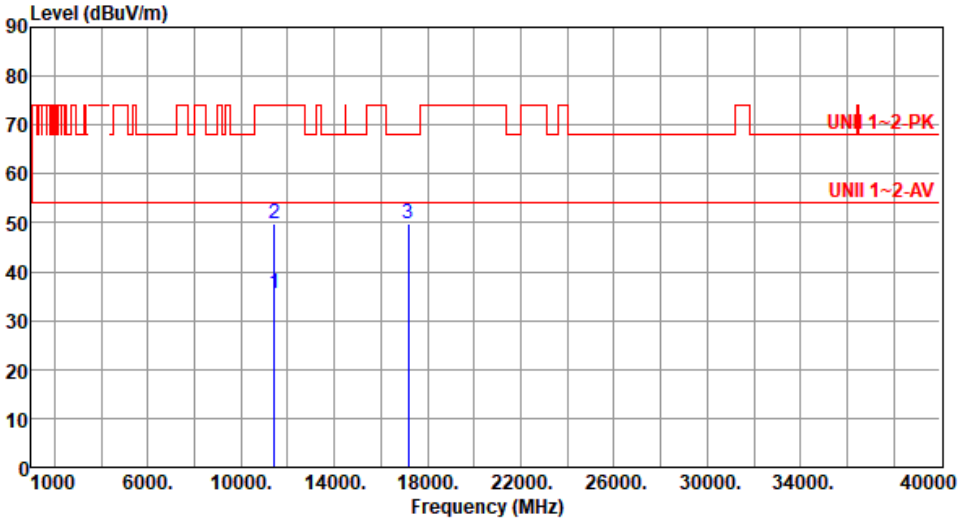

	Freq. MHz	Emission level dBuV/m	Limit dBuV/m	Margin dB	SA reading dBuV	Factor dB/m	Remark	ANT High cm	Turn Table deg
1	11440.00	35.42	54.00	-18.58	26.27	9.15	Average	100	139
2	11440.00	49.77	74.00	-24.23	40.62	9.15	Peak	100	139
3	17160.00	49.72	68.20	-18.48	42.71	7.01	Peak	100	359

Note 1: Emission Level (dBuV/m) = SA Reading (dBuV) + Factor* (dB/m)
*Factor includes antenna factor , cable loss and amplifier gain
Note 2: Margin (dB) = Emission level (dBuV/m) – Limit (dBuV/m).

Modulation	ax HE20-OFDMA RU26	**Test Freq. (MHz)**	5720
Polarization	Vertical		

Test By :Akun Chung- Temperature(℃):25 Humidity(%):63

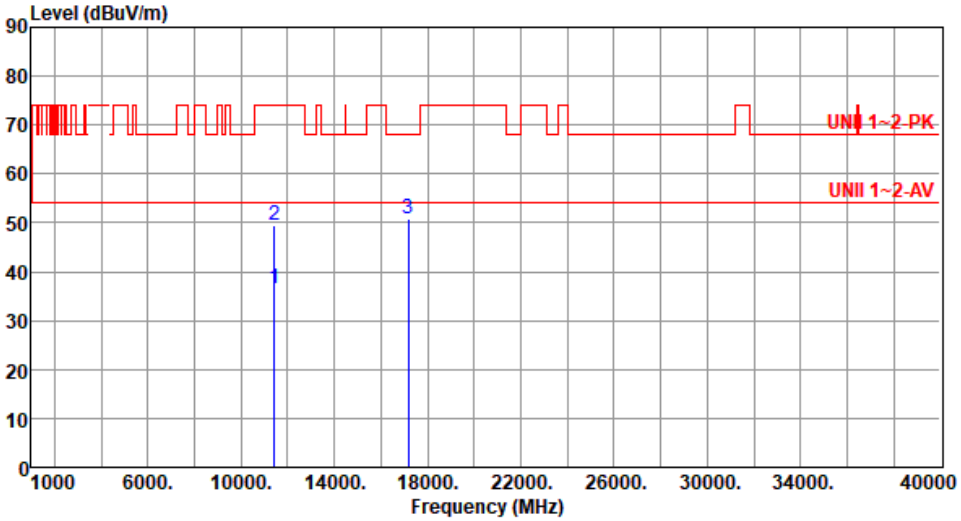

	Freq. MHz	Emission level dBuV/m	Limit dBuV/m	Margin dB	SA reading dBuV	Factor dB/m	Remark	ANT High cm	Turn Table deg
1	11440.00	36.49	54.00	-17.51	27.34	9.15	Average	100	273
2	11440.00	49.59	74.00	-24.41	40.44	9.15	Peak	100	273
3	17160.00	50.82	68.20	-17.38	43.81	7.01	Peak	100	350

Note 1: Emission Level (dBuV/m) = SA Reading (dBuV) + Factor* (dB/m)
*Factor includes antenna factor , cable loss and amplifier gain
Note 2: Margin (dB) = Emission level (dBuV/m) – Limit (dBuV/m).

Modulation	ax HE20-OFDMA RU26	**Test Freq. (MHz)**	5745
Polarization	Horizontal		

Test By :Akun Chung- Temperature(℃):25 Humidity(%):63

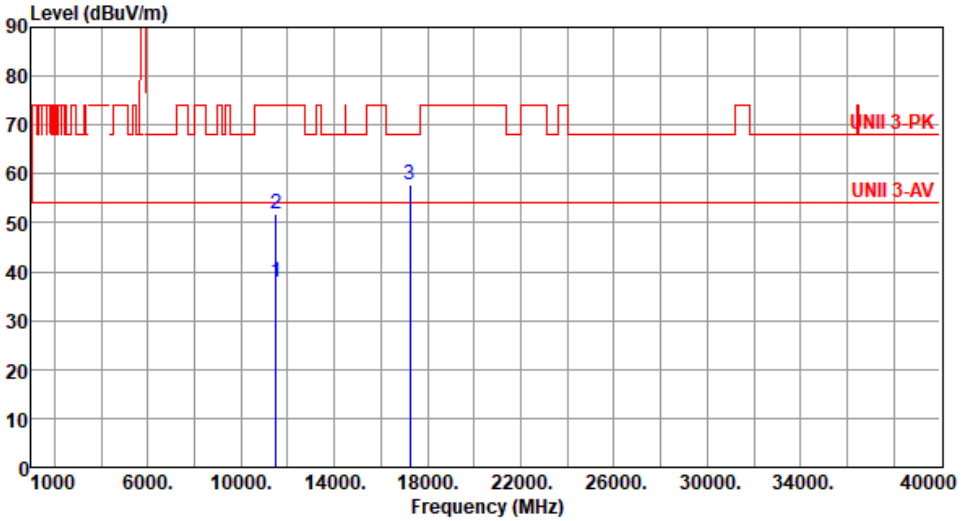

	Freq. MHz	Emission level dBuV/m	Limit dBuV/m	Margin dB	SA reading dBuV	Factor dB/m	Remark	ANT High cm	Turn Table deg
1	11490.00	37.99	54.00	-16.01	28.76	9.23	Average	101	315
2	11490.00	51.78	74.00	-22.22	42.55	9.23	Peak	101	315
3	17235.00	57.73	68.20	-10.47	50.45	7.28	Peak	331	312

Note 1: Emission Level (dBuV/m) = SA Reading (dBuV) + Factor* (dB/m)
*Factor includes antenna factor , cable loss and amplifier gain
Note 2: Margin (dB) = Emission level (dBuV/m) – Limit (dBuV/m).

Modulation	ax HE20-OFDMA RU26	**Test Freq. (MHz)**	5745
Polarization	Vertical		

Test By :Akun Chung- Temperature(℃):25 Humidity(%):63

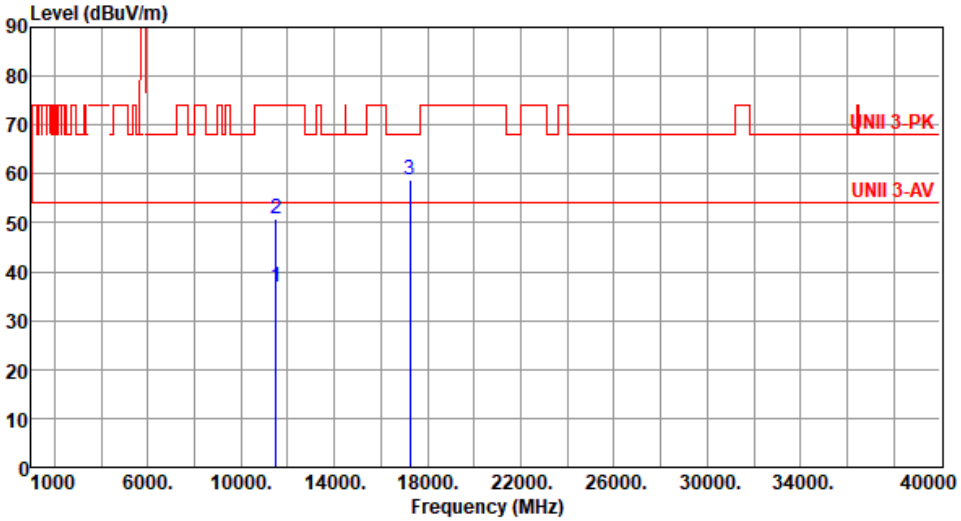

	Freq. MHz	Emission level dBuV/m	Limit dBuV/m	Margin dB	SA reading dBuV	Factor dB/m	Remark	ANT High cm	Turn Table deg
1	11490.00	37.01	54.00	-16.99	27.78	9.23	Average	100	330
2	11490.00	50.67	74.00	-23.33	41.44	9.23	Peak	100	330
3	17235.00	58.79	68.20	-9.41	51.51	7.28	Peak	182	1

Note 1: Emission Level (dBuV/m) = SA Reading (dBuV) + Factor* (dB/m)
*Factor includes antenna factor , cable loss and amplifier gain
Note 2: Margin (dB) = Emission level (dBuV/m) – Limit (dBuV/m).

Modulation	ax HE20-OFDMA RU26	**Test Freq. (MHz)**	5785
Polarization	Horizontal		

Test By :Akun Chung- Temperature(℃):25 Humidity(%):63

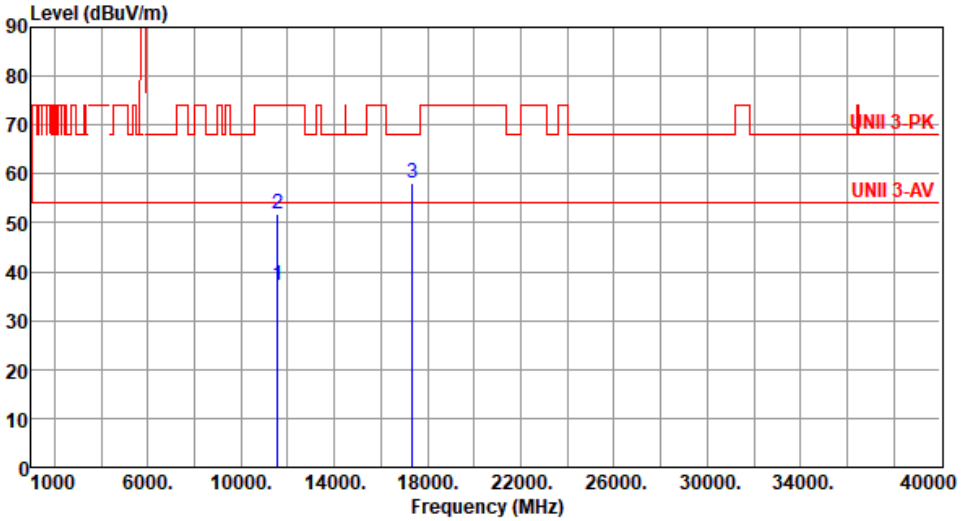

	Freq. MHz	Emission level dBuV/m	Limit dBuV/m	Margin dB	SA reading dBuV	Factor dB/m	Remark	ANT High cm	Turn Table deg
1	11570.00	37.36	54.00	-16.64	28.30	9.06	Average	105	309
2	11570.00	51.89	74.00	-22.11	42.83	9.06	Peak	105	309
3	17355.00	58.00	68.20	-10.20	50.32	7.68	Peak	326	306

Note 1: Emission Level (dBuV/m) = SA Reading (dBuV) + Factor* (dB/m)
*Factor includes antenna factor , cable loss and amplifier gain
Note 2: Margin (dB) = Emission level (dBuV/m) – Limit (dBuV/m).

Modulation	ax HE20-OFDMA RU26	**Test Freq. (MHz)**	5785
Polarization	Vertical		

Test By :Akun Chung- Temperature(℃):25 Humidity(%):63

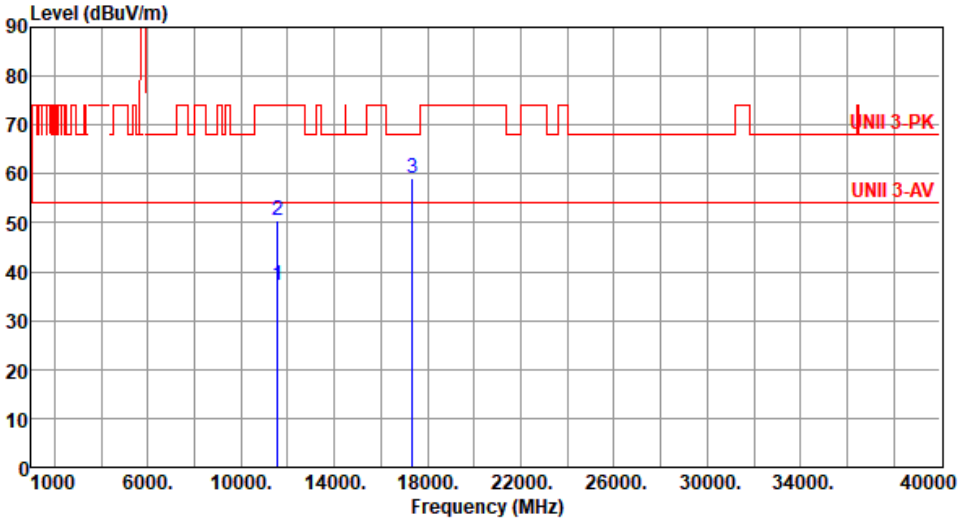

	Freq. MHz	Emission level dBuV/m	Limit dBuV/m	Margin dB	SA reading dBuV	Factor dB/m	Remark	ANT High cm	Turn Table deg
1	11570.00	37.12	54.00	-16.88	28.06	9.06	Average	100	318
2	11570.00	50.44	74.00	-23.56	41.38	9.06	Peak	100	318
3	17355.00	59.11	68.20	-9.09	51.43	7.68	Peak	171	359

Note 1: Emission Level (dBuV/m) = SA Reading (dBuV) + Factor* (dB/m)
*Factor includes antenna factor , cable loss and amplifier gain
Note 2: Margin (dB) = Emission level (dBuV/m) – Limit (dBuV/m).

Modulation	ax HE20-OFDMA RU26	**Test Freq. (MHz)**	5825
Polarization	Horizontal		

Test By :Akun Chung- Temperature(℃):25 Humidity(%):63

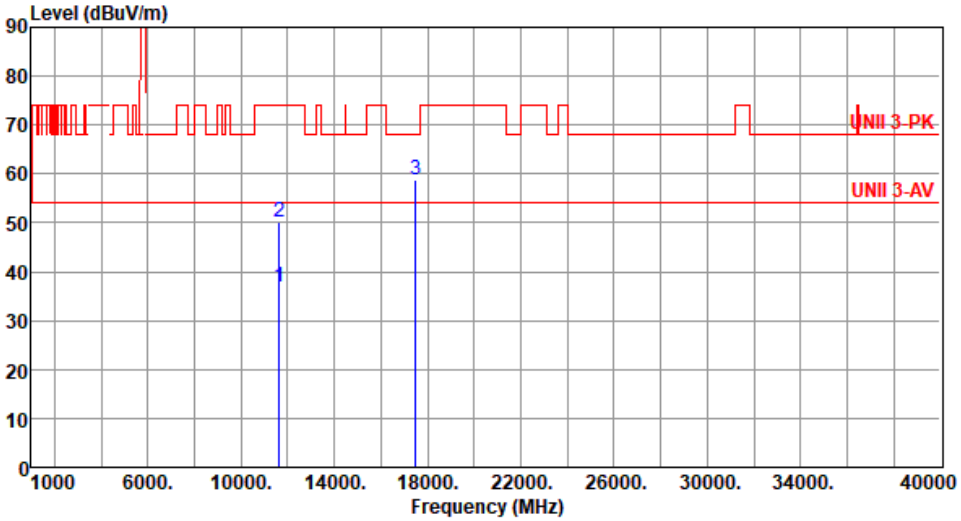

	Freq. MHz	Emission level dBuV/m	Limit dBuV/m	Margin dB	SA reading dBuV	Factor dB/m	Remark	ANT High cm	Turn Table deg
1	11650.00	36.79	54.00	-17.21	28.13	8.66	Average	100	261
2	11650.00	50.15	74.00	-23.85	41.49	8.66	Peak	100	261
3	17475.00	58.71	68.20	-9.49	50.51	8.20	Peak	314	306

Note 1: Emission Level (dBuV/m) = SA Reading (dBuV) + Factor* (dB/m)
*Factor includes antenna factor , cable loss and amplifier gain
Note 2: Margin (dB) = Emission level (dBuV/m) – Limit (dBuV/m).

Modulation	ax HE20-OFDMA RU26	**Test Freq. (MHz)**	5825
Polarization	Vertical		

Test By :Akun Chung- Temperature(℃):25 Humidity(%):63

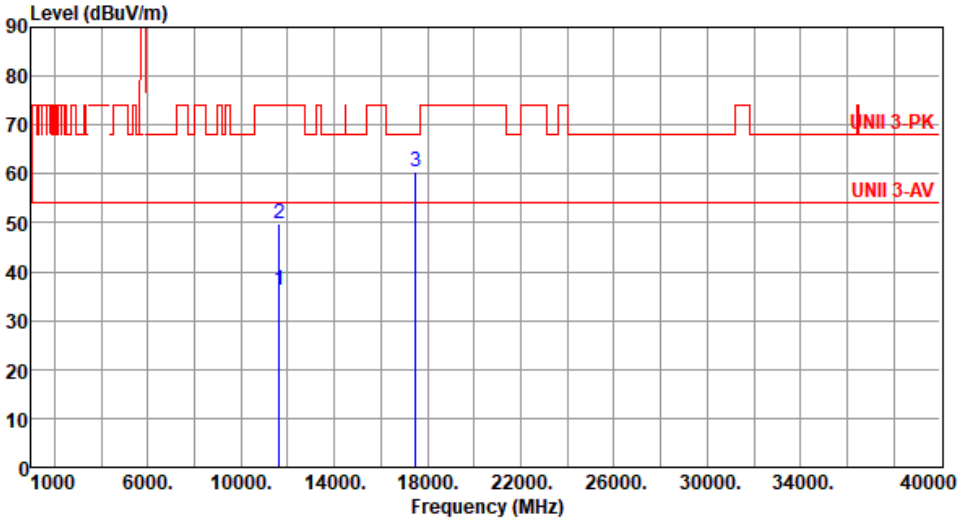

	Freq. MHz	Emission level dBuV/m	Limit dBuV/m	Margin dB	SA reading dBuV	Factor dB/m	Remark	ANT High cm	Turn Table deg
1	11650.00	36.08	54.00	-17.92	27.42	8.66	Average	100	21
2	11650.00	49.94	74.00	-24.06	41.28	8.66	Peak	100	21
3	17475.00	60.30	68.20	-7.90	52.10	8.20	Peak	167	1

Note 1: Emission Level (dBuV/m) = SA Reading (dBuV) + Factor* (dB/m)
*Factor includes antenna factor , cable loss and amplifier gain
Note 2: Margin (dB) = Emission level (dBuV/m) – Limit (dBuV/m).

Modulation	ax HE20-OFDMA RU52	**Test Freq. (MHz)**	5180
Polarization	Horizontal		

Test By :Akun Chung- Temperature(℃):25 Humidity(%):63

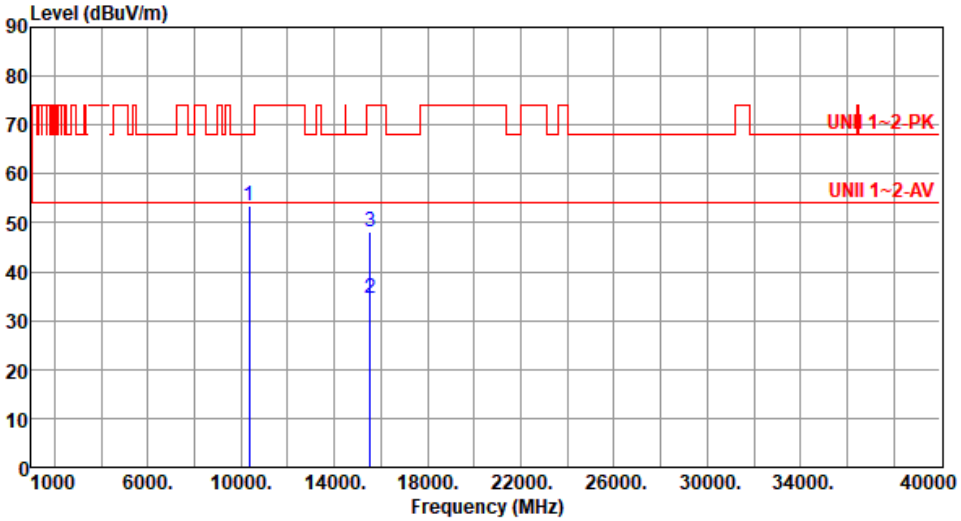

	Freq. MHz	Emission level dBuV/m	Limit dBuV/m	Margin dB	SA reading dBuV	Factor dB/m	Remark	ANT High cm	Turn Table deg
1	10360.00	53.35	68.20	-14.85	44.51	8.84	Peak	142	44
2	15540.00	34.40	54.00	-19.60	28.08	6.32	Average	100	321
3	15540.00	48.13	74.00	-25.87	41.81	6.32	Peak	100	321

Note 1: Emission Level (dBuV/m) = SA Reading (dBuV) + Factor* (dB/m)
*Factor includes antenna factor , cable loss and amplifier gain
Note 2: Margin (dB) = Emission level (dBuV/m) – Limit (dBuV/m).

Modulation	ax HE20-OFDMA RU52	**Test Freq. (MHz)**	5180
Polarization	Vertical		

Test By :Akun Chung- Temperature(℃):25 Humidity(%):63

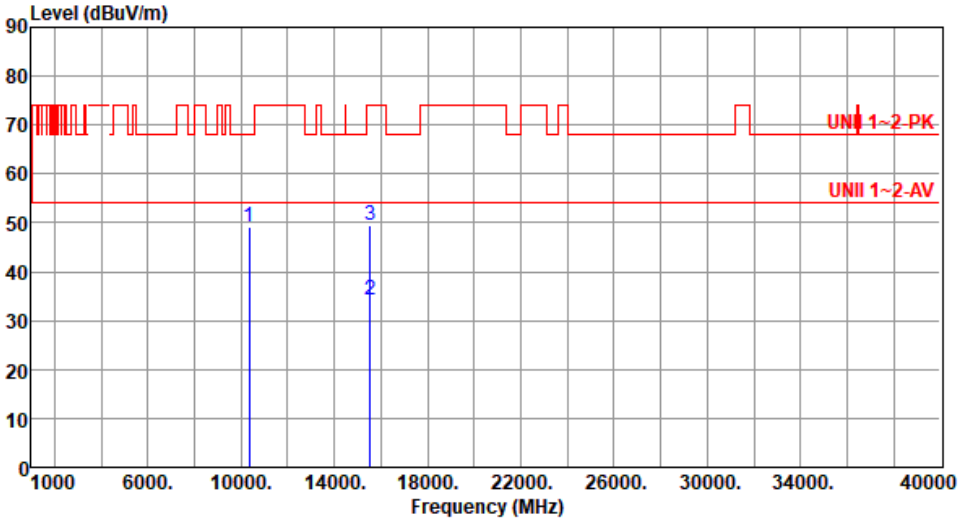

	Freq. MHz	Emission level dBuV/m	Limit dBuV/m	Margin dB	SA reading dBuV	Factor dB/m	Remark	ANT High cm	Turn Table deg
1	10360.00	49.04	68.20	-19.16	40.20	8.84	Peak	100	172
2	15540.00	34.18	54.00	-19.82	27.86	6.32	Average	100	288
3	15540.00	49.60	74.00	-24.40	43.28	6.32	Peak	100	288

Note 1: Emission Level (dBuV/m) = SA Reading (dBuV) + Factor* (dB/m)
*Factor includes antenna factor , cable loss and amplifier gain
Note 2: Margin (dB) = Emission level (dBuV/m) – Limit (dBuV/m).

Modulation	ax HE20-OFDMA RU52	**Test Freq. (MHz)**	5200
Polarization	Horizontal		

Test By :Akun Chung- Temperature(℃):25 Humidity(%):63

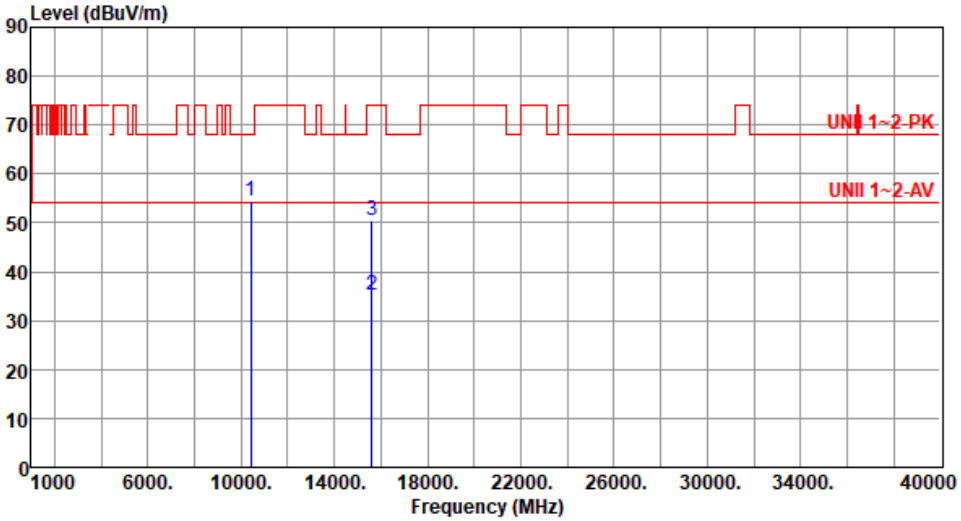

	Freq. MHz	Emission level dBuV/m	Limit dBuV/m	Margin dB	SA reading dBuV	Factor dB/m	Remark	ANT High cm	Turn Table deg
1	10400.00	54.45	68.20	-13.75	45.53	8.92	Peak	122	39
2	15600.00	35.31	54.00	-18.69	28.98	6.33	Average	100	243
3	15600.00	50.35	74.00	-23.65	44.02	6.33	Peak	100	243

Note 1: Emission Level (dBuV/m) = SA Reading (dBuV) + Factor* (dB/m)
*Factor includes antenna factor , cable loss and amplifier gain
Note 2: Margin (dB) = Emission level (dBuV/m) – Limit (dBuV/m).

Modulation	ax HE20-OFDMA RU52	**Test Freq. (MHz)**	5200
Polarization	Vertical		

Test By :Akun Chung- Temperature(℃):25 Humidity(%):63

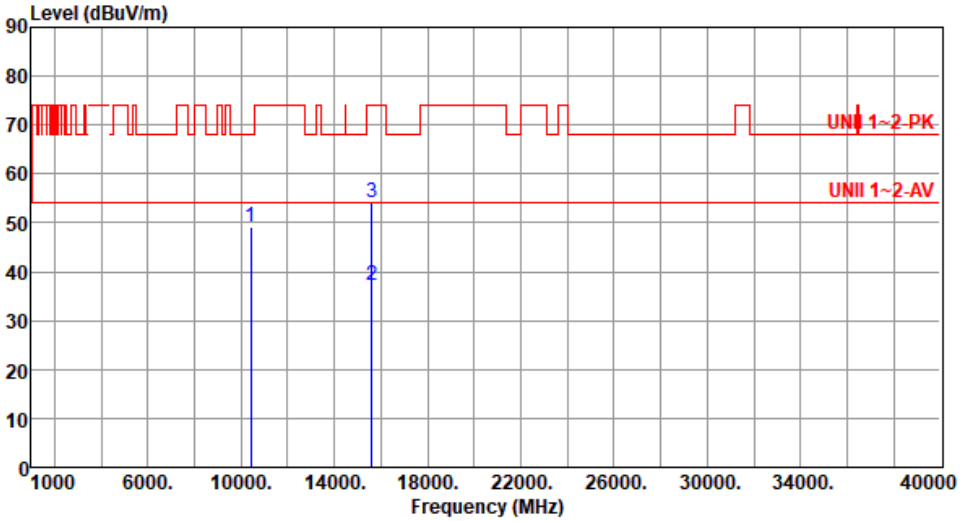

	Freq. MHz	Emission level dBuV/m	Limit dBuV/m	Margin dB	SA reading dBuV	Factor dB/m	Remark	ANT High cm	Turn Table deg
1	10400.00	49.25	68.20	-18.95	40.33	8.92	Peak	100	233
2	15600.00	37.27	54.00	-16.73	30.94	6.33	Average	100	348
3	15600.00	54.25	74.00	-19.75	47.92	6.33	Peak	100	348

Note 1: Emission Level (dBuV/m) = SA Reading (dBuV) + Factor* (dB/m)
*Factor includes antenna factor , cable loss and amplifier gain
Note 2: Margin (dB) = Emission level (dBuV/m) – Limit (dBuV/m).

Modulation	ax HE20-OFDMA RU52	**Test Freq. (MHz)**	5240
Polarization	Horizontal		

Test By :Akun Chung- Temperature(℃):25 Humidity(%):63

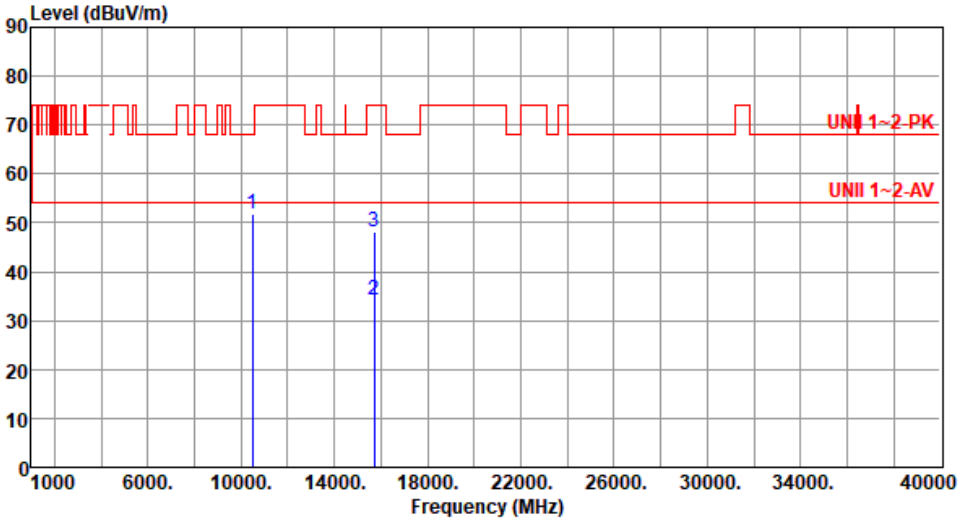

	Freq. MHz	Emission level dBuV/m	Limit dBuV/m	Margin dB	SA reading dBuV	Factor dB/m	Remark	ANT High cm	Turn Table deg
1	10480.00	51.94	68.20	-16.26	42.75	9.19	Peak	162	57
2	15720.00	34.16	54.00	-19.84	27.89	6.27	Average	100	311
3	15720.00	48.20	74.00	-25.80	41.93	6.27	Peak	100	311

Note 1: Emission Level (dBuV/m) = SA Reading (dBuV) + Factor* (dB/m)
*Factor includes antenna factor , cable loss and amplifier gain
Note 2: Margin (dB) = Emission level (dBuV/m) – Limit (dBuV/m).

Modulation	ax HE20-OFDMA RU52	**Test Freq. (MHz)**	5240
Polarization	Vertical		

Test By :Akun Chung- Temperature(℃):25 Humidity(%):63

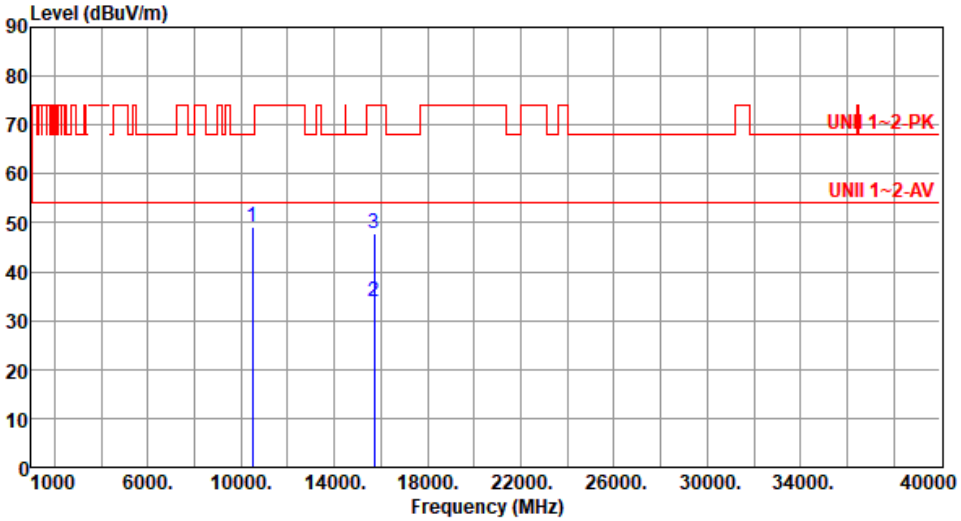

	Freq. MHz	Emission level dBuV/m	Limit dBuV/m	Margin dB	SA reading dBuV	Factor dB/m	Remark	ANT High cm	Turn Table deg
1	10480.00	49.29	68.20	-18.91	40.10	9.19	Peak	100	154
2	15720.00	33.72	54.00	-20.28	27.45	6.27	Average	100	314
3	15720.00	47.75	74.00	-26.25	41.48	6.27	Peak	100	314

Note 1: Emission Level (dBuV/m) = SA Reading (dBuV) + Factor* (dB/m)
*Factor includes antenna factor , cable loss and amplifier gain
Note 2: Margin (dB) = Emission level (dBuV/m) – Limit (dBuV/m).

Modulation	ax HE20-OFDMA RU52	**Test Freq. (MHz)**	5260
Polarization	Horizontal		

Test By :Akun Chung- Temperature(℃):25 Humidity(%):63

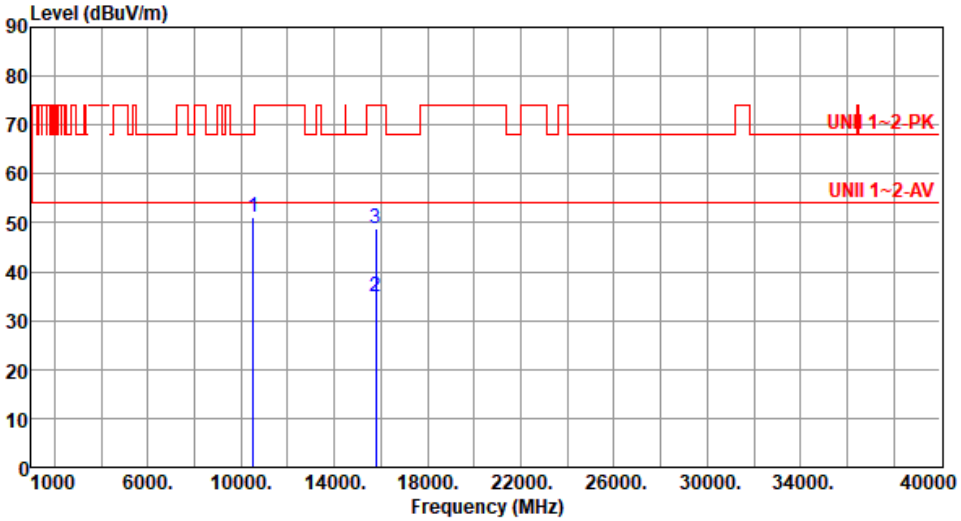

	Freq. MHz	Emission level dBuV/m	Limit dBuV/m	Margin dB	SA reading dBuV	Factor dB/m	Remark	ANT High cm	Turn Table deg
1	10520.00	51.07	68.20	-17.13	41.88	9.19	Peak	299	74
2	15780.00	34.86	54.00	-19.14	28.78	6.08	Average	100	216
3	15780.00	48.96	74.00	-25.04	42.88	6.08	Peak	100	216

Note 1: Emission Level (dBuV/m) = SA Reading (dBuV) + Factor* (dB/m)
*Factor includes antenna factor , cable loss and amplifier gain
Note 2: Margin (dB) = Emission level (dBuV/m) – Limit (dBuV/m).

Modulation	ax HE20-OFDMA RU52	**Test Freq. (MHz)**	5260
Polarization	Vertical		

Test By :Akun Chung- Temperature(℃):25 Humidity(%):63

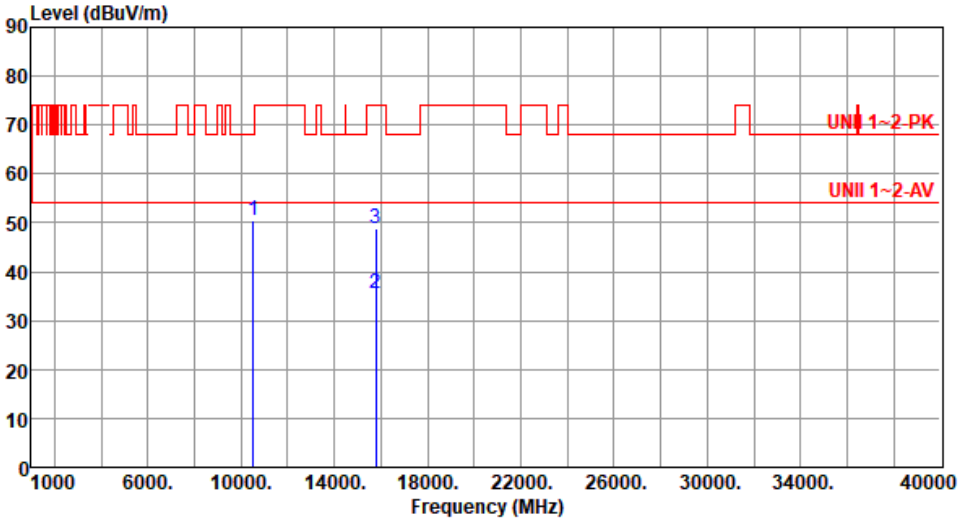

	Freq. MHz	Emission level dBuV/m	Limit dBuV/m	Margin dB	SA reading dBuV	Factor dB/m	Remark	ANT High cm	Turn Table deg
1	10520.00	50.41	68.20	-17.79	41.22	9.19	Peak	100	275
2	15780.00	35.38	54.00	-18.62	29.30	6.08	Average	100	264
3	15780.00	48.85	74.00	-25.15	42.77	6.08	Peak	100	264

Note 1: Emission Level (dBuV/m) = SA Reading (dBuV) + Factor* (dB/m)
*Factor includes antenna factor , cable loss and amplifier gain
Note 2: Margin (dB) = Emission level (dBuV/m) – Limit (dBuV/m).

Modulation	ax HE20-OFDMA RU52	**Test Freq. (MHz)**	5300
Polarization	Horizontal		

Test By :Akun Chung- Temperature(℃):25 Humidity(%):63

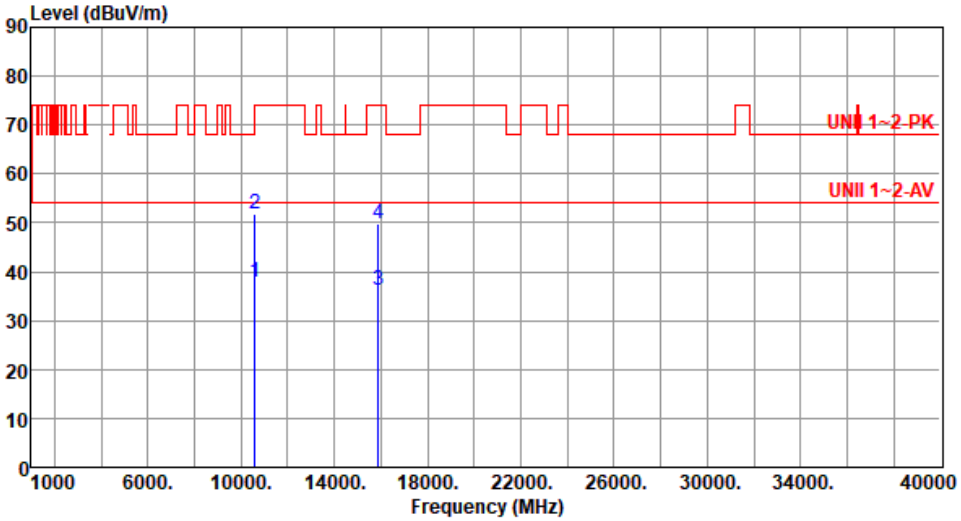

	Freq. MHz	Emission level dBuV/m	Limit dBuV/m	Margin dB	SA reading dBuV	Factor dB/m	Remark	ANT High cm	Turn Table deg
1	10600.00	37.88	54.00	-16.12	28.63	9.25	Average	100	41
2	10600.00	51.87	74.00	-22.13	42.62	9.25	Peak	100	41
3	15900.00	36.06	54.00	-17.94	29.66	6.40	Average	100	187
4	15900.00	49.92	74.00	-24.08	43.52	6.40	Peak	100	187

Note 1: Emission Level (dBuV/m) = SA Reading (dBuV) + Factor* (dB/m)
*Factor includes antenna factor , cable loss and amplifier gain
Note 2: Margin (dB) = Emission level (dBuV/m) – Limit (dBuV/m).

Modulation	ax HE20-OFDMA RU52	**Test Freq. (MHz)**	5300
Polarization	Vertical		

Test By :Akun Chung- Temperature(℃):25 Humidity(%):63

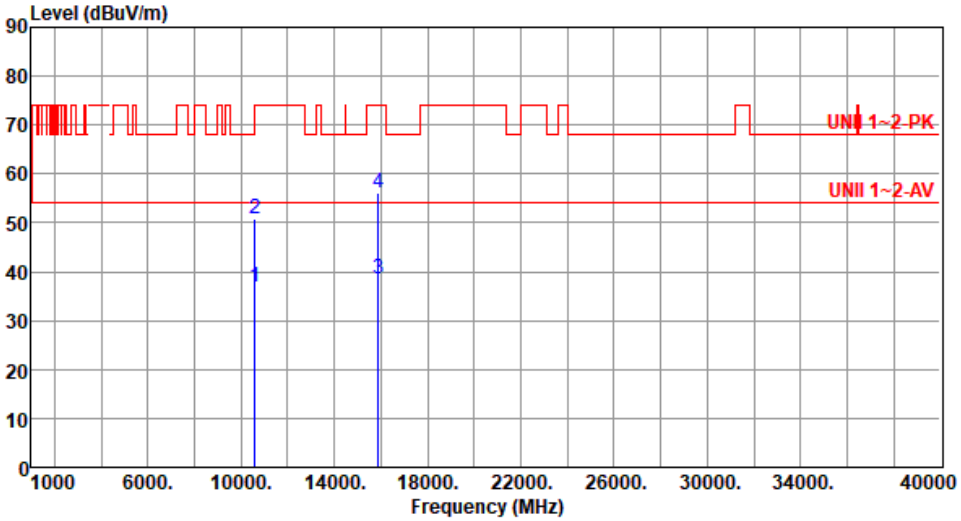

	Freq. MHz	Emission level dBuV/m	Limit dBuV/m	Margin dB	SA reading dBuV	Factor dB/m	Remark	ANT High cm	Turn Table deg
1	10600.00	36.85	54.00	-17.15	27.60	9.25	Average	100	276
2	10600.00	50.83	74.00	-23.17	41.58	9.25	Peak	100	276
3	15900.00	38.63	54.00	-15.37	32.23	6.40	Average	100	346
4	15900.00	56.08	74.00	-17.92	49.68	6.40	Peak	100	346

Note 1: Emission Level (dBuV/m) = SA Reading (dBuV) + Factor* (dB/m)
*Factor includes antenna factor , cable loss and amplifier gain
Note 2: Margin (dB) = Emission level (dBuV/m) – Limit (dBuV/m).

Modulation	ax HE20-OFDMA RU52	**Test Freq. (MHz)**	5320
Polarization	Horizontal		

Test By :Akun Chung- Temperature(℃):25 Humidity(%):63

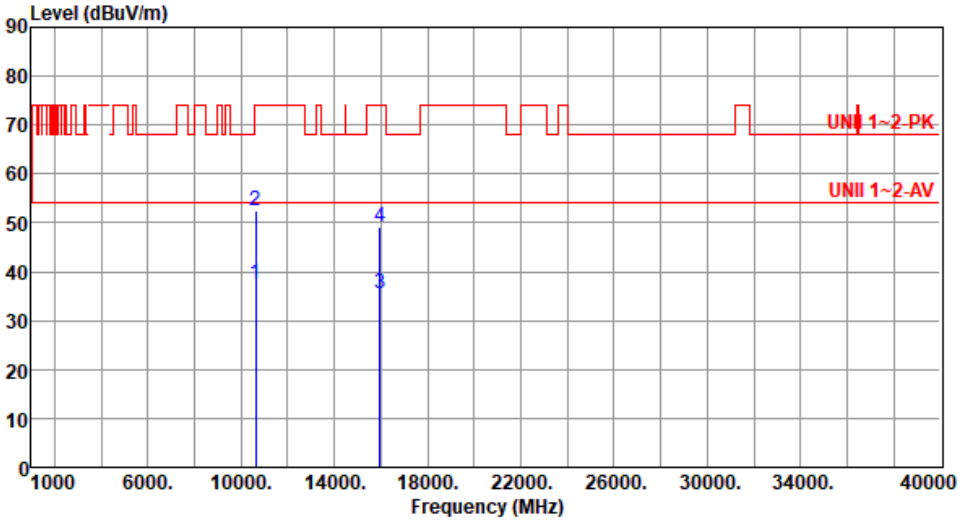

	Freq. MHz	Emission level dBuV/m	Limit dBuV/m	Margin dB	SA reading dBuV	Factor dB/m	Remark	ANT High cm	Turn Table deg
1	10640.00	37.56	54.00	-16.44	28.23	9.33	Average	290	50
2	10640.00	52.56	74.00	-21.44	43.23	9.33	Peak	290	50
3	15960.00	35.49	54.00	-18.51	29.24	6.25	Average	100	217
4	15960.00	49.09	74.00	-24.91	42.84	6.25	Peak	100	217

Note 1: Emission Level (dBuV/m) = SA Reading (dBuV) + Factor* (dB/m)
*Factor includes antenna factor , cable loss and amplifier gain
Note 2: Margin (dB) = Emission level (dBuV/m) – Limit (dBuV/m).

Modulation	ax HE20-OFDMA RU52	**Test Freq. (MHz)**	5320
Polarization	Vertical		

Test By :Akun Chung- Temperature(℃):25 Humidity(%):63

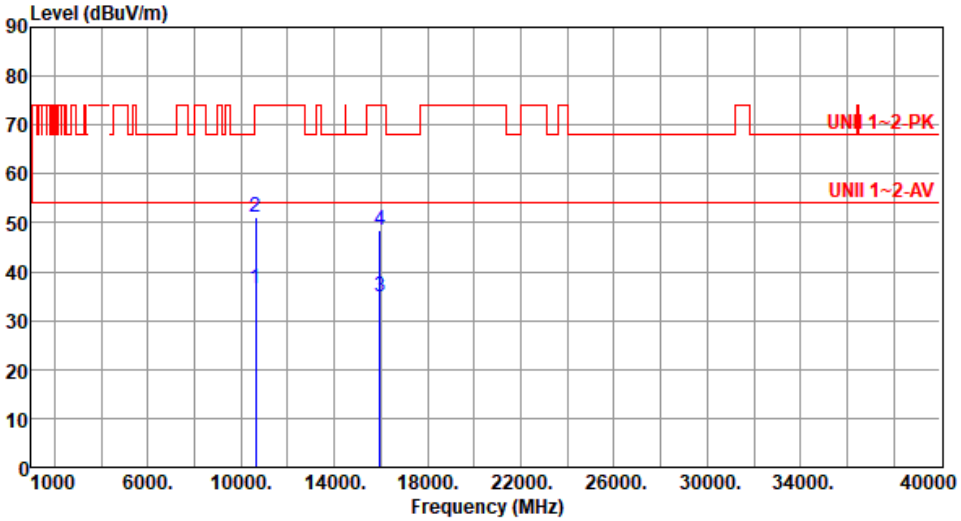

	Freq. MHz	Emission level dBuV/m	Limit dBuV/m	Margin dB	SA reading dBuV	Factor dB/m	Remark	ANT High cm	Turn Table deg
1	10640.00	36.66	54.00	-17.34	27.33	9.33	Average	100	222
2	10640.00	51.27	74.00	-22.73	41.94	9.33	Peak	100	222
3	15960.00	34.97	54.00	-19.03	28.72	6.25	Average	100	284
4	15960.00	48.60	74.00	-25.40	42.35	6.25	Peak	100	284

Note 1: Emission Level (dBuV/m) = SA Reading (dBuV) + Factor* (dB/m)
*Factor includes antenna factor , cable loss and amplifier gain
Note 2: Margin (dB) = Emission level (dBuV/m) – Limit (dBuV/m).

Modulation	ax HE20-OFDMA RU52	**Test Freq. (MHz)**	5500
Polarization	Horizontal		

Test By :Akun Chung- Temperature(℃):25 Humidity(%):63

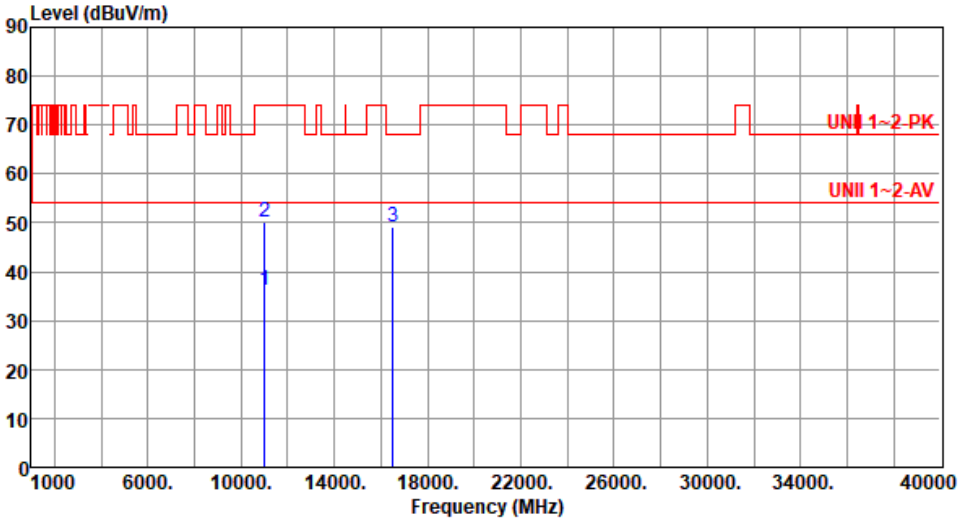

	Freq. MHz	Emission level dBuV/m	Limit dBuV/m	Margin dB	SA reading dBuV	Factor dB/m	Remark	ANT High cm	Turn Table deg
1	11000.00	36.24	54.00	-17.76	26.54	9.70	Average	100	168
2	11000.00	50.11	74.00	-23.89	40.41	9.70	Peak	100	168
3	16500.00	49.03	68.20	-19.17	41.69	7.34	Peak	100	352

Note 1: Emission Level (dBuV/m) = SA Reading (dBuV) + Factor* (dB/m)
*Factor includes antenna factor , cable loss and amplifier gain
Note 2: Margin (dB) = Emission level (dBuV/m) – Limit (dBuV/m).

Modulation	ax HE20-OFDMA RU52	**Test Freq. (MHz)**	5500
Polarization	Vertical		

Test By :Akun Chung- Temperature(℃):25 Humidity(%):63

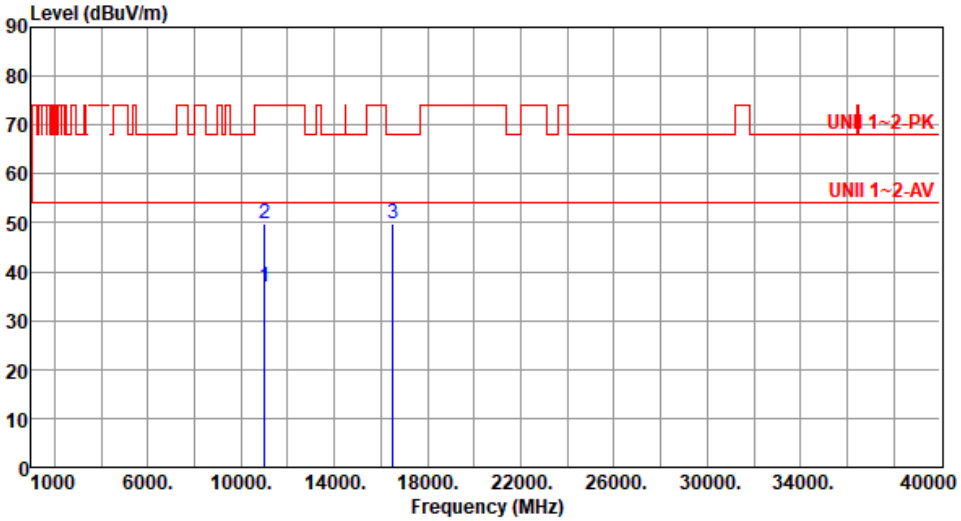

	Freq. MHz	Emission level dBuV/m	Limit dBuV/m	Margin dB	SA reading dBuV	Factor dB/m	Remark	ANT High cm	Turn Table deg
1	11000.00	36.96	54.00	-17.04	27.26	9.70	Average	100	286
2	11000.00	49.97	74.00	-24.03	40.27	9.70	Peak	100	286
3	16500.00	49.97	68.20	-18.23	42.63	7.34	Peak	100	346

Note 1: Emission Level (dBuV/m) = SA Reading (dBuV) + Factor* (dB/m)
*Factor includes antenna factor , cable loss and amplifier gain
Note 2: Margin (dB) = Emission level (dBuV/m) – Limit (dBuV/m).

Modulation	ax HE20-OFDMA RU52	**Test Freq. (MHz)**	5580
Polarization	Horizontal		

Test By :Akun Chung- Temperature(℃):25 Humidity(%):63

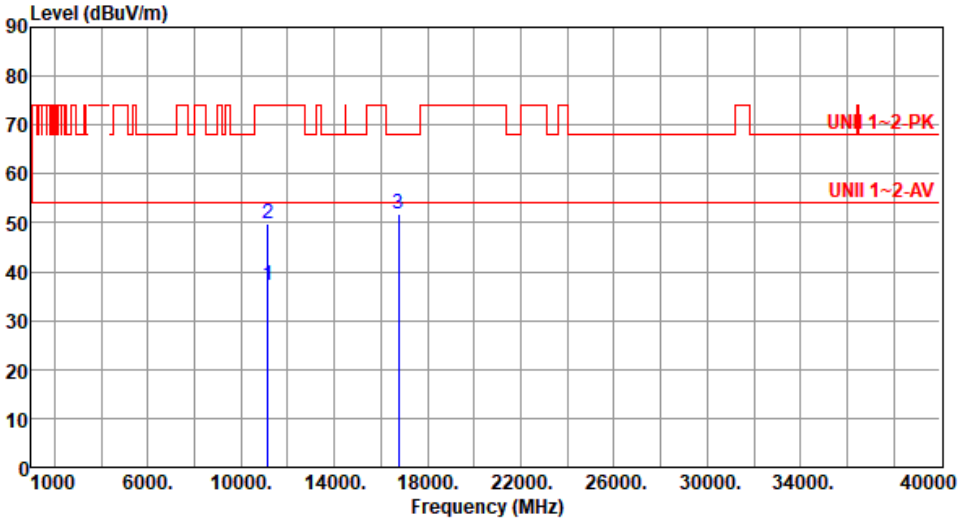

	Freq. MHz	Emission level dBuV/m	Limit dBuV/m	Margin dB	SA reading dBuV	Factor dB/m	Remark	ANT High cm	Turn Table deg
1	11160.00	37.16	54.00	-16.84	28.04	9.12	Average	100	34
2	11160.00	49.89	74.00	-24.11	40.77	9.12	Peak	100	34
3	16740.00	51.75	68.20	-16.45	44.16	7.59	Peak	100	250

Note 1: Emission Level (dBuV/m) = SA Reading (dBuV) + Factor* (dB/m)
*Factor includes antenna factor , cable loss and amplifier gain
Note 2: Margin (dB) = Emission level (dBuV/m) – Limit (dBuV/m).

Modulation	ax HE20-OFDMA RU52	**Test Freq. (MHz)**	5580
Polarization	Vertical		

Test By :Akun Chung- Temperature(℃):25 Humidity(%):63

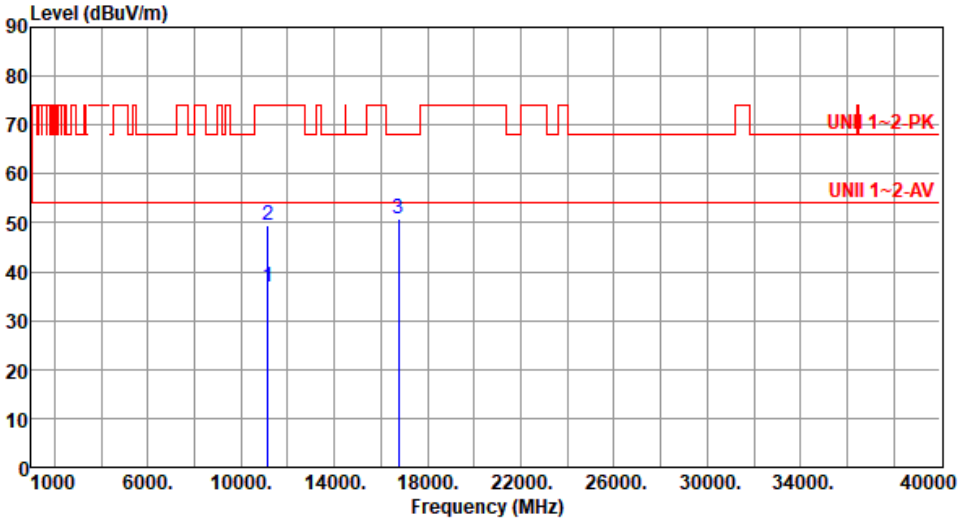

	Freq. MHz	Emission level dBuV/m	Limit dBuV/m	Margin dB	SA reading dBuV	Factor dB/m	Remark	ANT High cm	Turn Table deg
1	11160.00	36.78	54.00	-17.22	27.66	9.12	Average	100	236
2	11160.00	49.65	74.00	-24.35	40.53	9.12	Peak	100	236
3	16740.00	50.69	68.20	-17.51	43.10	7.59	Peak	100	333

Note 1: Emission Level (dBuV/m) = SA Reading (dBuV) + Factor* (dB/m)
*Factor includes antenna factor , cable loss and amplifier gain
Note 2: Margin (dB) = Emission level (dBuV/m) – Limit (dBuV/m).

Modulation	ax HE20-OFDMA RU52	**Test Freq. (MHz)**	5700
Polarization	Horizontal		

Test By :Akun Chung- Temperature(℃):25 Humidity(%):63

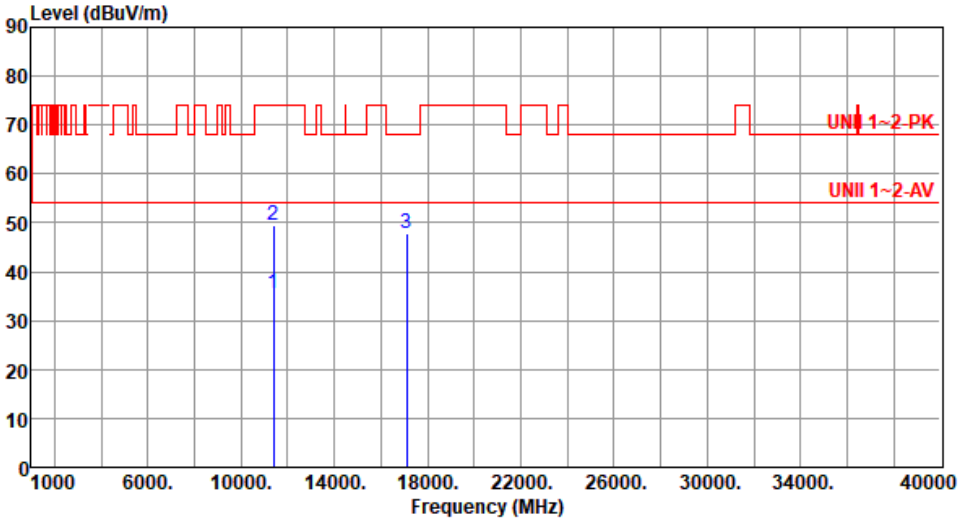

	Freq. MHz	Emission level dBuV/m	Limit dBuV/m	Margin dB	SA reading dBuV	Factor dB/m	Remark	ANT High cm	Turn Table deg
1	11400.00	35.43	54.00	-18.57	26.34	9.09	Average	100	181
2	11400.00	49.42	74.00	-24.58	40.33	9.09	Peak	100	181
3	17100.00	47.90	68.20	-20.30	40.75	7.15	Peak	100	330

Note 1: Emission Level (dBuV/m) = SA Reading (dBuV) + Factor* (dB/m)
*Factor includes antenna factor , cable loss and amplifier gain
Note 2: Margin (dB) = Emission level (dBuV/m) – Limit (dBuV/m).

Modulation	ax HE20-OFDMA RU52	**Test Freq. (MHz)**	5700
Polarization	Vertical		

Test By :Akun Chung- Temperature(℃):25 Humidity(%):63

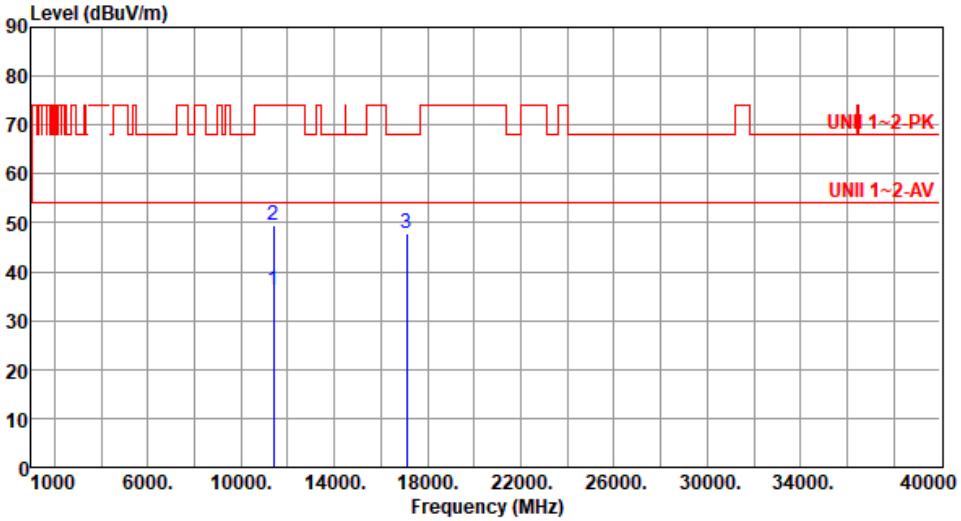

	Freq. MHz	Emission level dBuV/m	Limit dBuV/m	Margin dB	SA reading dBuV	Factor dB/m	Remark	ANT High cm	Turn Table deg
1	11400.00	36.33	54.00	-17.67	27.24	9.09	Average	100	227
2	11400.00	49.57	74.00	-24.43	40.48	9.09	Peak	100	227
3	17100.00	47.91	68.20	-20.29	40.76	7.15	Peak	100	344

Note 1: Emission Level (dBuV/m) = SA Reading (dBuV) + Factor* (dB/m)
*Factor includes antenna factor , cable loss and amplifier gain
Note 2: Margin (dB) = Emission level (dBuV/m) – Limit (dBuV/m).

Modulation	ax HE20-OFDMA RU52	**Test Freq. (MHz)**	5720
Polarization	Horizontal		

Test By :Akun Chung- Temperature(℃):25 Humidity(%):63

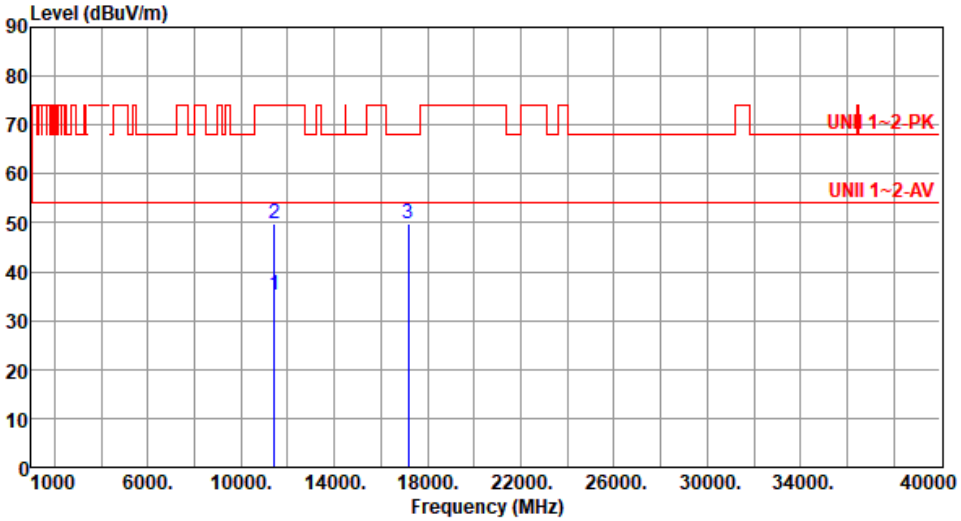

	Freq. MHz	Emission level dBuV/m	Limit dBuV/m	Margin dB	SA reading dBuV	Factor dB/m	Remark	ANT High cm	Turn Table deg
1	11440.00	35.33	54.00	-18.67	26.18	9.15	Average	100	145
2	11440.00	49.73	74.00	-24.27	40.58	9.15	Peak	100	145
3	17160.00	49.70	68.20	-18.50	42.69	7.01	Peak	100	353

Note 1: Emission Level (dBuV/m) = SA Reading (dBuV) + Factor* (dB/m)
*Factor includes antenna factor , cable loss and amplifier gain
Note 2: Margin (dB) = Emission level (dBuV/m) – Limit (dBuV/m).

Modulation	ax HE20-OFDMA RU52	**Test Freq. (MHz)**	5720
Polarization	Vertical		

Test By :Akun Chung- Temperature(℃):25 Humidity(%):63

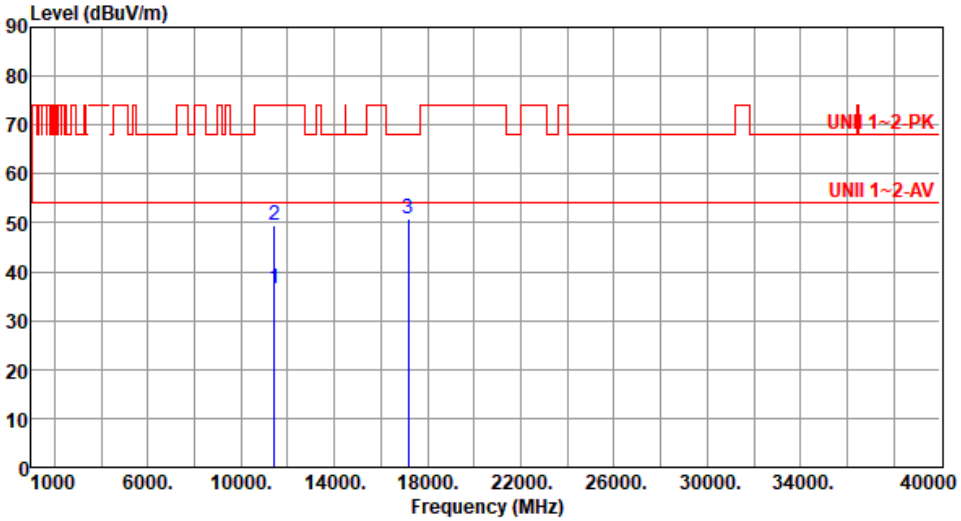

	Freq. MHz	Emission level dBuV/m	Limit dBuV/m	Margin dB	SA reading dBuV	Factor dB/m	Remark	ANT High cm	Turn Table deg
1	11440.00	36.44	54.00	-17.56	27.29	9.15	Average	100	289
2	11440.00	49.61	74.00	-24.39	40.46	9.15	Peak	100	289
3	17160.00	50.80	68.20	-17.40	43.79	7.01	Peak	100	348

Note 1: Emission Level (dBuV/m) = SA Reading (dBuV) + Factor* (dB/m)
*Factor includes antenna factor , cable loss and amplifier gain
Note 2: Margin (dB) = Emission level (dBuV/m) – Limit (dBuV/m).

Modulation	ax HE20-OFDMA RU52	**Test Freq. (MHz)**	5745
Polarization	Horizontal		

Test By :Akun Chung- Temperature(℃):25 Humidity(%):63

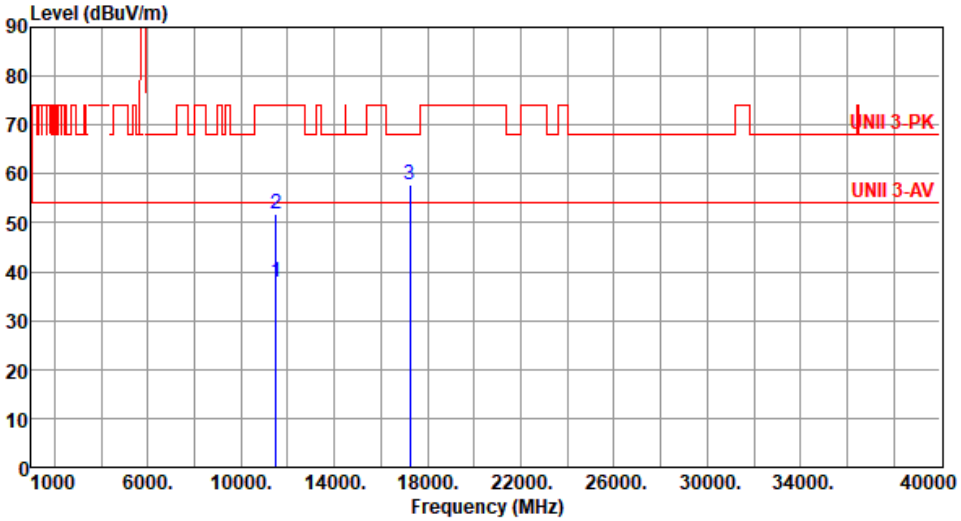

	Freq. MHz	Emission level dBuV/m	Limit dBuV/m	Margin dB	SA reading dBuV	Factor dB/m	Remark	ANT High cm	Turn Table deg
1	11490.00	37.84	54.00	-16.16	28.61	9.23	Average	103	308
2	11490.00	51.80	74.00	-22.20	42.57	9.23	Peak	103	308
3	17235.00	57.82	68.20	-10.38	50.54	7.28	Peak	328	304

Note 1: Emission Level (dBuV/m) = SA Reading (dBuV) + Factor* (dB/m)
*Factor includes antenna factor , cable loss and amplifier gain
Note 2: Margin (dB) = Emission level (dBuV/m) – Limit (dBuV/m).

Modulation	ax HE20-OFDMA RU52	**Test Freq. (MHz)**	5745
Polarization	Vertical		

Test By :Akun Chung- Temperature(℃):25 Humidity(%):63

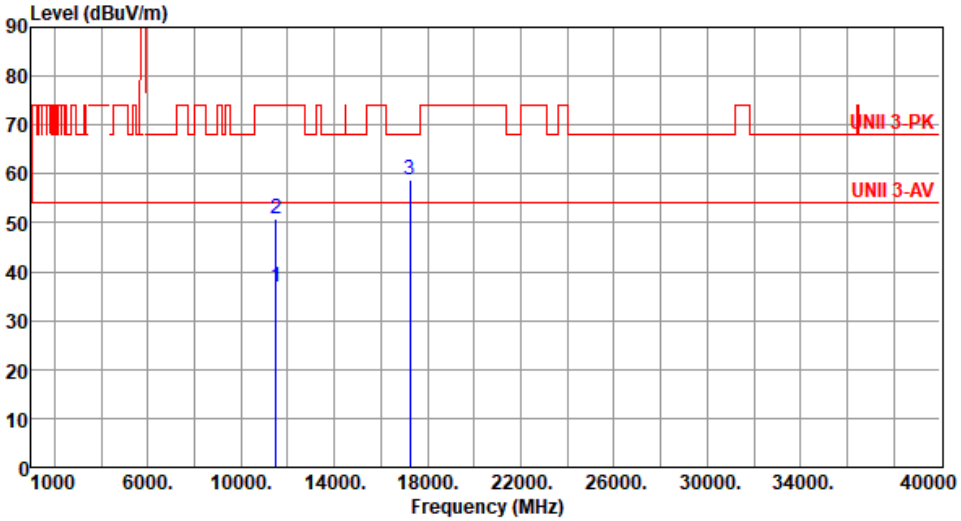

	Freq. MHz	Emission level dBuV/m	Limit dBuV/m	Margin dB	SA reading dBuV	Factor dB/m	Remark	ANT High cm	Turn Table deg
1	11490.00	36.91	54.00	-17.09	27.68	9.23	Average	100	324
2	11490.00	50.72	74.00	-23.28	41.49	9.23	Peak	100	324
3	17235.00	58.75	68.20	-9.45	51.47	7.28	Peak	188	3

Note 1: Emission Level (dBuV/m) = SA Reading (dBuV) + Factor* (dB/m)
*Factor includes antenna factor , cable loss and amplifier gain
Note 2: Margin (dB) = Emission level (dBuV/m) – Limit (dBuV/m).

Modulation	ax HE20-OFDMA RU52	**Test Freq. (MHz)**	5785
Polarization	Horizontal		

Test By :Akun Chung- Temperature(℃):25 Humidity(%):63

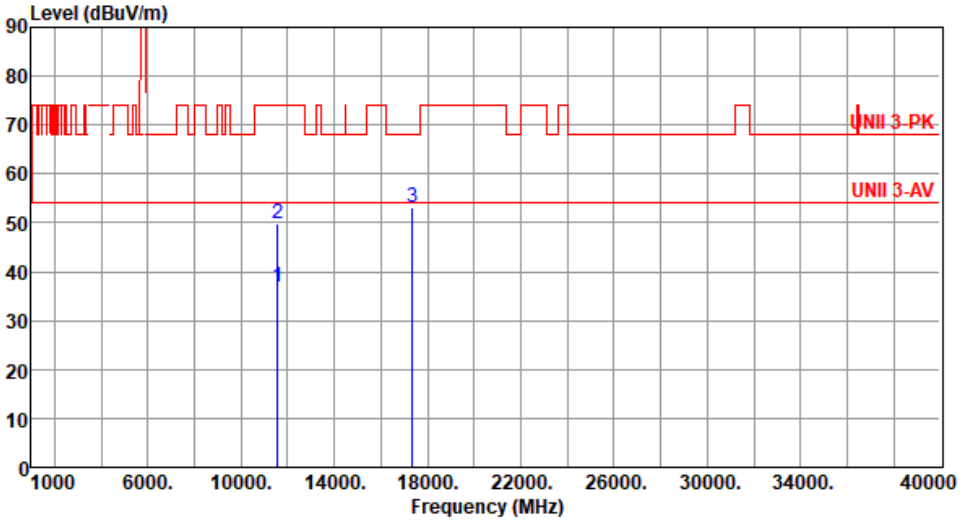

	Freq. MHz	Emission level dBuV/m	Limit dBuV/m	Margin dB	SA reading dBuV	Factor dB/m	Remark	ANT High cm	Turn Table deg
1	11570.00	36.88	54.00	-17.12	27.82	9.06	Average	100	352
2	11570.00	49.73	74.00	-24.27	40.67	9.06	Peak	100	352
3	17355.00	53.22	68.20	-14.98	45.54	7.68	Peak	100	213

Note 1: Emission Level (dBuV/m) = SA Reading (dBuV) + Factor* (dB/m)
*Factor includes antenna factor , cable loss and amplifier gain
Note 2: Margin (dB) = Emission level (dBuV/m) – Limit (dBuV/m).

Modulation	ax HE20-OFDMA RU52	**Test Freq. (MHz)**	5785
Polarization	Vertical		

Test By :Akun Chung- Temperature(℃):25 Humidity(%):63

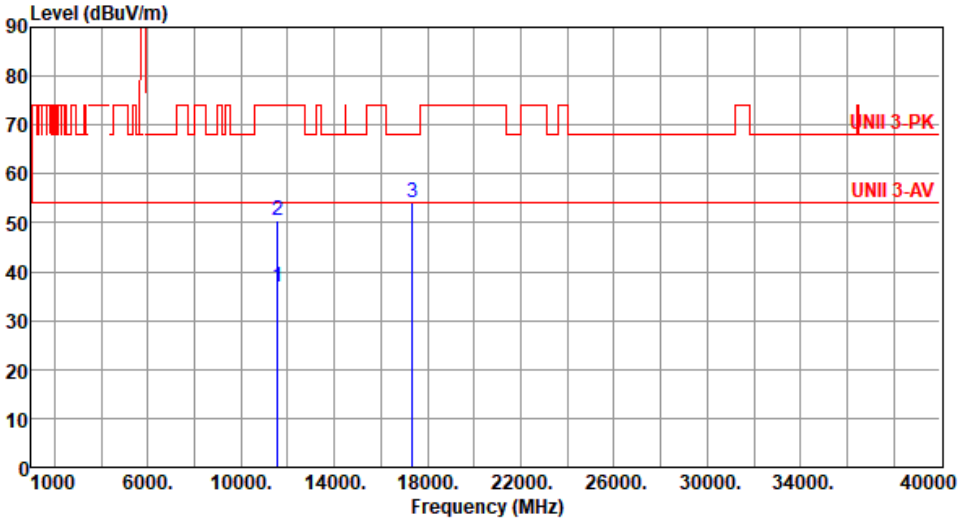

	Freq. MHz	Emission level dBuV/m	Limit dBuV/m	Margin dB	SA reading dBuV	Factor dB/m	Remark	ANT High cm	Turn Table deg
1	11570.00	36.86	54.00	-17.14	27.80	9.06	Average	100	128
2	11570.00	50.56	74.00	-23.44	41.50	9.06	Peak	100	128
3	17355.00	54.23	68.20	-13.97	46.55	7.68	Peak	110	339

Note 1: Emission Level (dBuV/m) = SA Reading (dBuV) + Factor* (dB/m)
*Factor includes antenna factor , cable loss and amplifier gain
Note 2: Margin (dB) = Emission level (dBuV/m) – Limit (dBuV/m).

Modulation	ax HE20-OFDMA RU52	**Test Freq. (MHz)**	5825
Polarization	Horizontal-Peak		

Test By :Akun Chung- Temperature(℃):25 Humidity(%):63

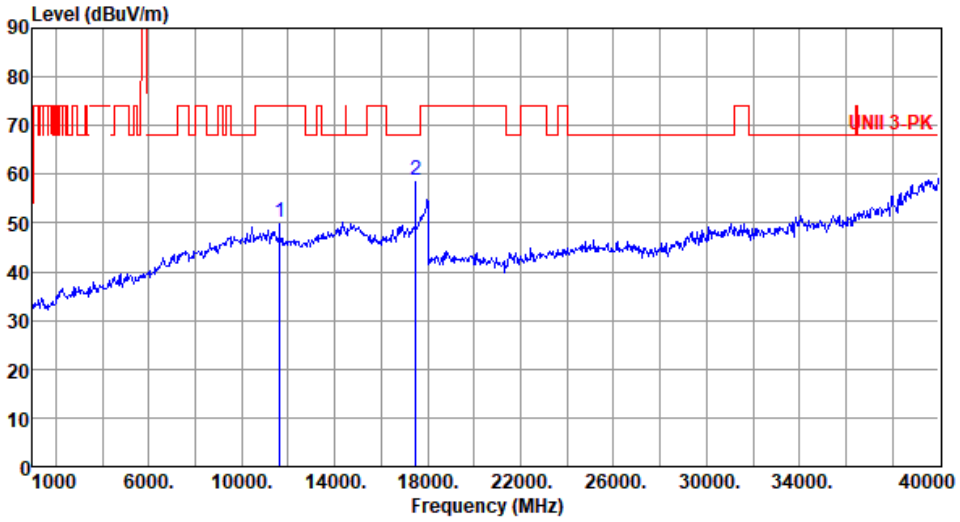

	Freq. MHz	Emission level dBuV/m	Limit dBuV/m	Margin dB	SA reading dBuV	Factor dB/m	Remark	ANT High cm	Turn Table deg
1	11650.00	50.24	74.00	-23.76	41.58	8.66	Peak	100	258
2	17475.00	58.80	68.20	-9.40	50.60	8.20	Peak	320	289

Note 1: Emission Level (dBuV/m) = SA Reading (dBuV) + Factor* (dB/m)
*Factor includes antenna factor , cable loss and amplifier gain
Note 2: Margin (dB) = Emission level (dBuV/m) – Limit (dBuV/m).

Modulation	ax HE20-OFDMA RU52	**Test Freq. (MHz)**	5825
Polarization	Horizontal-Average		

Test By :Akun Chung- Temperature(℃):25 Humidity(%):63

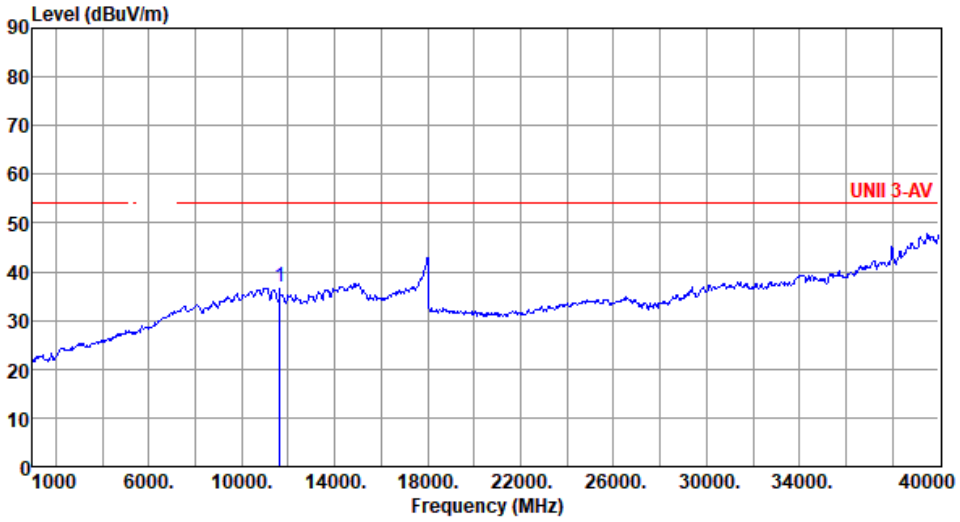

	Freq. MHz	Emission level dBuV/m	Limit dBuV/m	Margin dB	SA reading dBuV	Factor dB/m	Remark	ANT High cm	Turn Table deg
1	11650.00	36.94	54.00	-17.06	28.28	8.66	Average	100	258

Note 1: Emission Level (dBuV/m) = SA Reading (dBuV) + Factor* (dB/m)
*Factor includes antenna factor , cable loss and amplifier gain
Note 2: Margin (dB) = Emission level (dBuV/m) – Limit (dBuV/m).

Modulation	ax HE20-OFDMA RU52	**Test Freq. (MHz)**	5825
Polarization	Vertical-Peak		

Test By :Akun Chung- Temperature(℃):25 Humidity(%):63

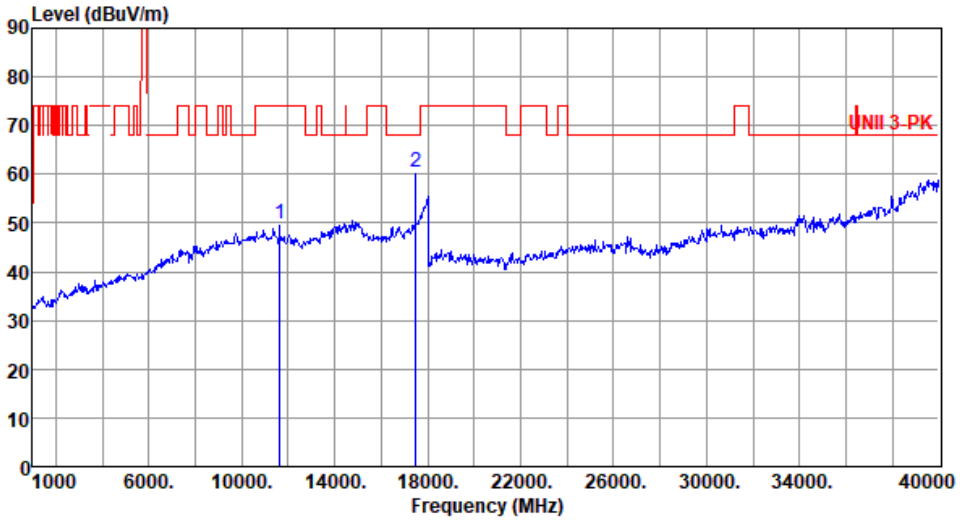

	Freq. MHz	Emission level dBuV/m	Limit dBuV/m	Margin dB	SA reading dBuV	Factor dB/m	Remark	ANT High cm	Turn Table deg
1	11650.00	49.97	74.00	-24.03	41.31	8.66	Peak	100	33
2	17475.00	60.36	68.20	-7.84	52.16	8.20	Peak	174	6

Note 1: Emission Level (dBuV/m) = SA Reading (dBuV) + Factor* (dB/m)
*Factor includes antenna factor , cable loss and amplifier gain
Note 2: Margin (dB) = Emission level (dBuV/m) – Limit (dBuV/m).

Modulation	ax HE20-OFDMA RU52	**Test Freq. (MHz)**	5825
Polarization	Vertical-Average		

Test By :Akun Chung- Temperature(℃):25 Humidity(%):63

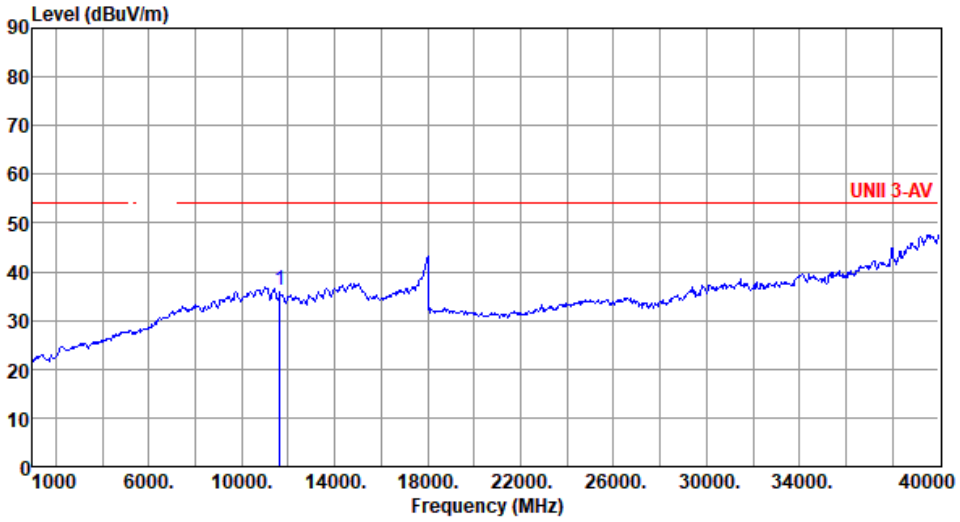

	Freq. MHz	Emission level dBuV/m	Limit dBuV/m	Margin dB	SA reading dBuV	Factor dB/m	Remark	ANT High cm	Turn Table deg
1	11650.00	36.03	54.00	-17.97	27.37	8.66	Average	100	33

Note 1: Emission Level (dBuV/m) = SA Reading (dBuV) + Factor* (dB/m)
*Factor includes antenna factor , cable loss and amplifier gain
Note 2: Margin (dB) = Emission level (dBuV/m) – Limit (dBuV/m).

Modulation	ax HE20-OFDMA RU106	**Test Freq. (MHz)**	5180
Polarization	Horizontal		

Test By :Akun Chung- Temperature(℃):22 Humidity(%):66

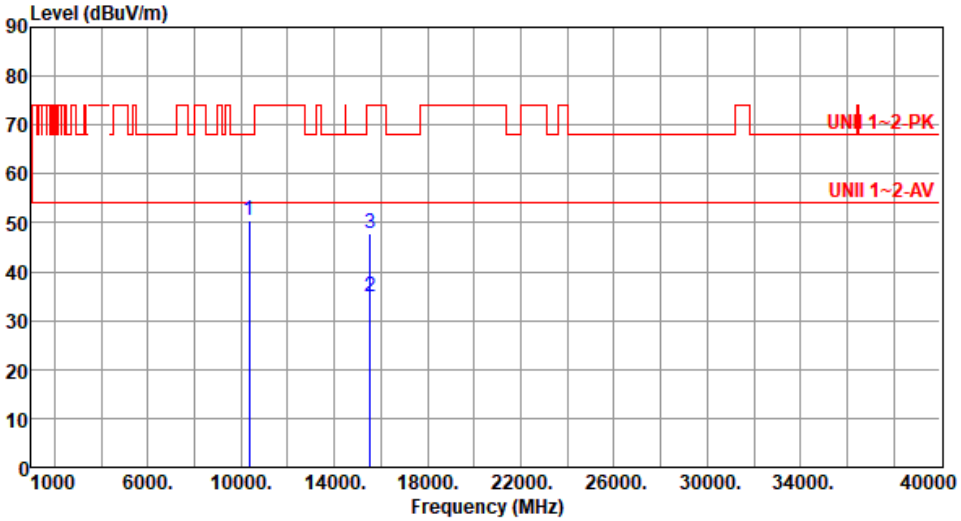

	Freq. MHz	Emission level dBuV/m	Limit dBuV/m	Margin dB	SA reading dBuV	Factor dB/m	Remark	ANT High cm	Turn Table deg
1	10360.00	50.36	68.20	-17.84	41.52	8.84	Peak	151	45
2	15540.00	34.90	54.00	-19.10	28.58	6.32	Average	143	322
3	15540.00	47.98	74.00	-26.02	41.66	6.32	Peak	143	322

Note 1: Emission Level (dBuV/m) = SA Reading (dBuV) + Factor* (dB/m)
*Factor includes antenna factor , cable loss and amplifier gain
Note 2: Margin (dB) = Emission level (dBuV/m) – Limit (dBuV/m).

Modulation	ax HE20-OFDMA RU106	**Test Freq. (MHz)**	5180
Polarization	Vertical		

Test By :Akun Chung- Temperature(℃):22 Humidity(%):66

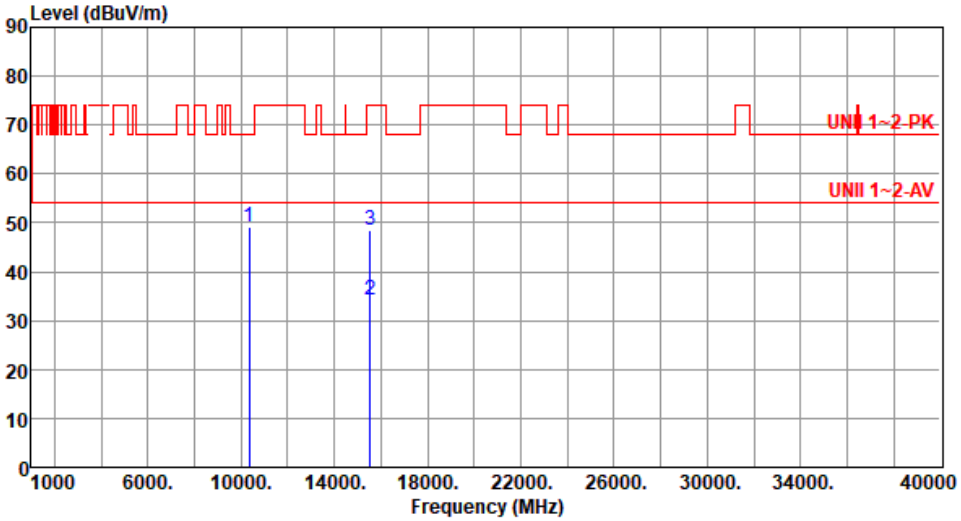

	Freq. MHz	Emission level dBuV/m	Limit dBuV/m	Margin dB	SA reading dBuV	Factor dB/m	Remark	ANT High cm	Turn Table deg
1	10360.00	49.17	68.20	-19.03	40.33	8.84	Peak	100	256
2	15540.00	34.20	54.00	-19.80	27.88	6.32	Average	120	349
3	15540.00	48.61	74.00	-25.39	42.29	6.32	Peak	120	349

Note 1: Emission Level (dBuV/m) = SA Reading (dBuV) + Factor* (dB/m)
*Factor includes antenna factor , cable loss and amplifier gain
Note 2: Margin (dB) = Emission level (dBuV/m) – Limit (dBuV/m).

Modulation	ax HE20-OFDMA RU106	**Test Freq. (MHz)**	5200
Polarization	Horizontal		

Test By :Akun Chung- Temperature(℃):25 Humidity(%):63

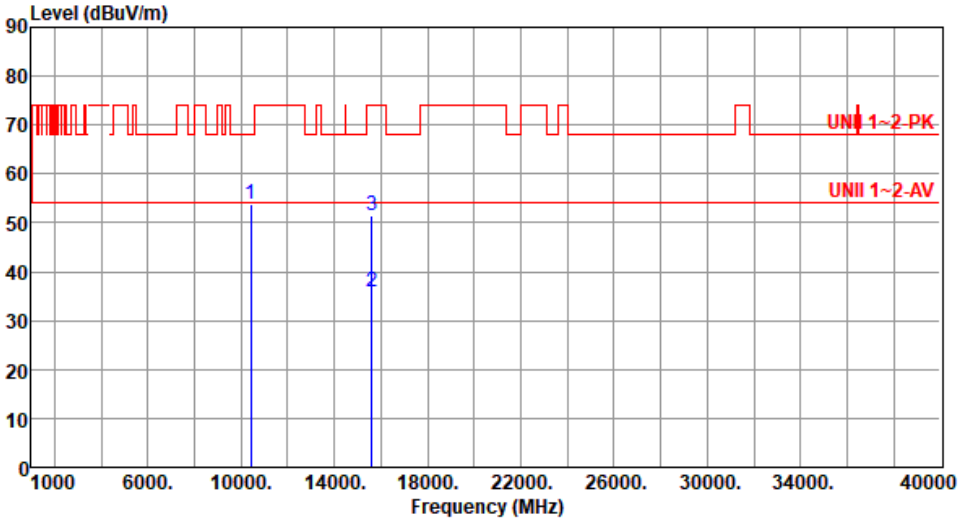

	Freq. MHz	Emission level dBuV/m	Limit dBuV/m	Margin dB	SA reading dBuV	Factor dB/m	Remark	ANT High cm	Turn Table deg
1	10400.00	53.64	68.20	-14.56	44.72	8.92	Peak	155	40
2	15600.00	36.00	54.00	-18.00	29.67	6.33	Average	149	308
3	15600.00	51.39	74.00	-22.61	45.06	6.33	Peak	149	308

Note 1: Emission Level (dBuV/m) = SA Reading (dBuV) + Factor* (dB/m)
*Factor includes antenna factor , cable loss and amplifier gain
Note 2: Margin (dB) = Emission level (dBuV/m) – Limit (dBuV/m).

Modulation	ax HE20-OFDMA RU106	**Test Freq. (MHz)**	5200
Polarization	Vertical		

Test By :Akun Chung- Temperature(℃):25 Humidity(%):63

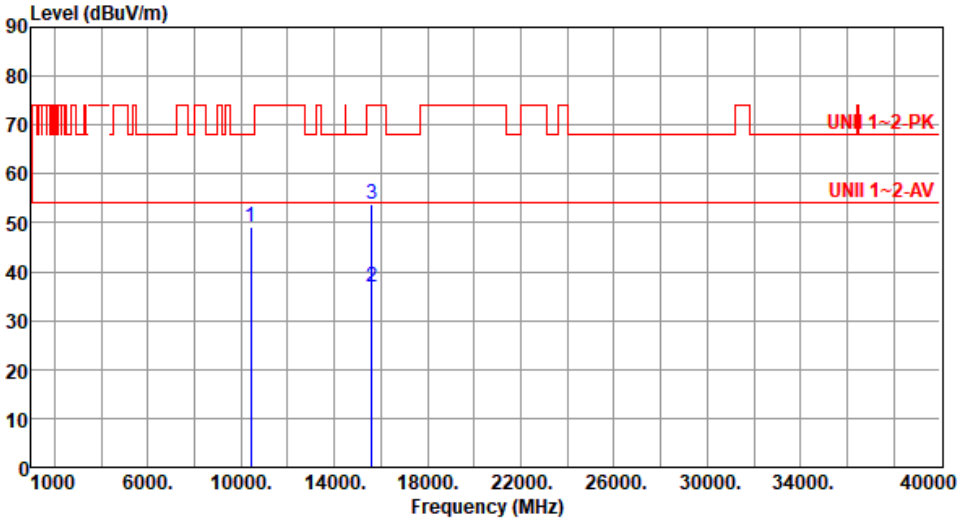

	Freq. MHz	Emission level dBuV/m	Limit dBuV/m	Margin dB	SA reading dBuV	Factor dB/m	Remark	ANT High cm	Turn Table deg
1	10400.00	49.23	68.20	-18.97	40.31	8.92	Peak	100	243
2	15600.00	37.00	54.00	-17.00	30.67	6.33	Average	123	358
3	15600.00	53.83	74.00	-20.17	47.50	6.33	Peak	123	358

Note 1: Emission Level (dBuV/m) = SA Reading (dBuV) + Factor* (dB/m)
*Factor includes antenna factor , cable loss and amplifier gain
Note 2: Margin (dB) = Emission level (dBuV/m) – Limit (dBuV/m).

Modulation	ax HE20-OFDMA RU106	**Test Freq. (MHz)**	5240
Polarization	Horizontal		

Test By :Akun Chung- Temperature(℃):22 Humidity(%):66

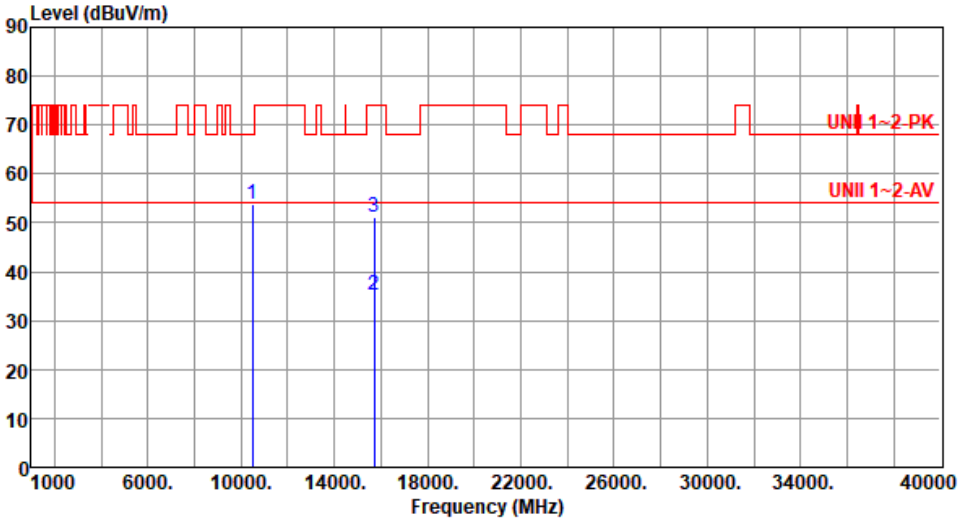

	Freq. MHz	Emission level dBuV/m	Limit dBuV/m	Margin dB	SA reading dBuV	Factor dB/m	Remark	ANT High cm	Turn Table deg
1	10480.00	53.85	68.20	-14.35	44.66	9.19	Peak	161	55
2	15720.00	35.06	54.00	-18.94	28.79	6.27	Average	158	310
3	15720.00	51.14	74.00	-22.86	44.87	6.27	Peak	158	310

Note 1: Emission Level (dBuV/m) = SA Reading (dBuV) + Factor* (dB/m)
*Factor includes antenna factor , cable loss and amplifier gain
Note 2: Margin (dB) = Emission level (dBuV/m) – Limit (dBuV/m).

Modulation	ax HE20-OFDMA RU106	**Test Freq. (MHz)**	5240
Polarization	Vertical		

Test By :Akun Chung- Temperature(℃):22 Humidity(%):66

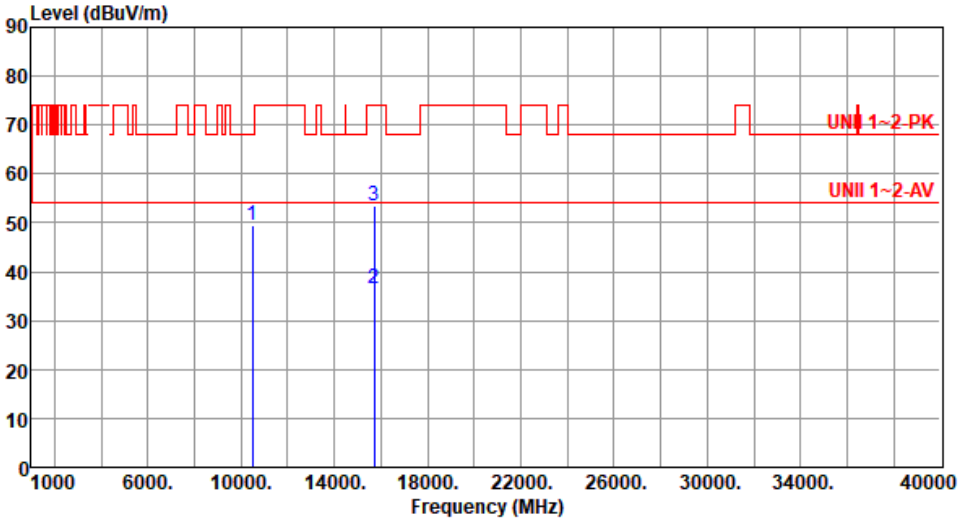

	Freq. MHz	Emission level dBuV/m	Limit dBuV/m	Margin dB	SA reading dBuV	Factor dB/m	Remark	ANT High cm	Turn Table deg
1	10480.00	49.45	68.20	-18.75	40.26	9.19	Peak	100	222
2	15720.00	36.61	54.00	-17.39	30.34	6.27	Average	138	359
3	15720.00	53.39	74.00	-20.61	47.12	6.27	Peak	138	359

Note 1: Emission Level (dBuV/m) = SA Reading (dBuV) + Factor* (dB/m)
*Factor includes antenna factor , cable loss and amplifier gain
Note 2: Margin (dB) = Emission level (dBuV/m) – Limit (dBuV/m).

Modulation	ax HE20-OFDMA RU106	**Test Freq. (MHz)**	5260
Polarization	Horizontal		

Test By :Akun Chung- Temperature(℃):55 Humidity(%):66

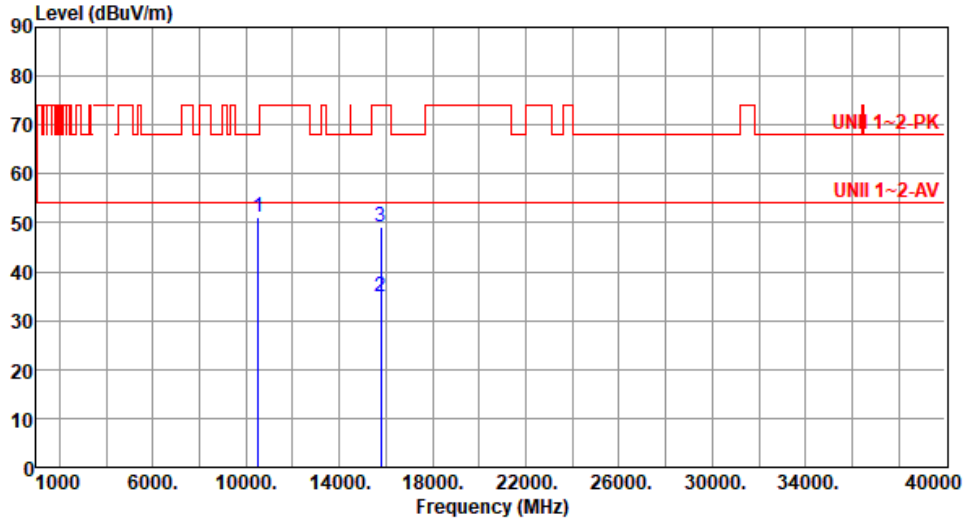

	Freq. MHz	Emission level dBuV/m	Limit dBuV/m	Margin dB	SA reading dBuV	Factor dB/m	Remark	ANT High cm	Turn Table deg
1	10520.00	51.01	68.20	-17.19	41.82	9.19	Peak	100	321
2	15780.00	34.91	54.00	-19.09	28.83	6.08	Average	100	214
3	15780.00	49.30	74.00	-24.70	43.22	6.08	Peak	100	214

Note 1: Emission Level (dBuV/m) = SA Reading (dBuV) + Factor* (dB/m)
*Factor includes antenna factor , cable loss and amplifier gain
Note 2: Margin (dB) = Emission level (dBuV/m) – Limit (dBuV/m).

Modulation	ax HE20-OFDMA RU106	**Test Freq. (MHz)**	5260
Polarization	Vertical		

Test By :Akun Chung- Temperature(℃):22 Humidity(%):66

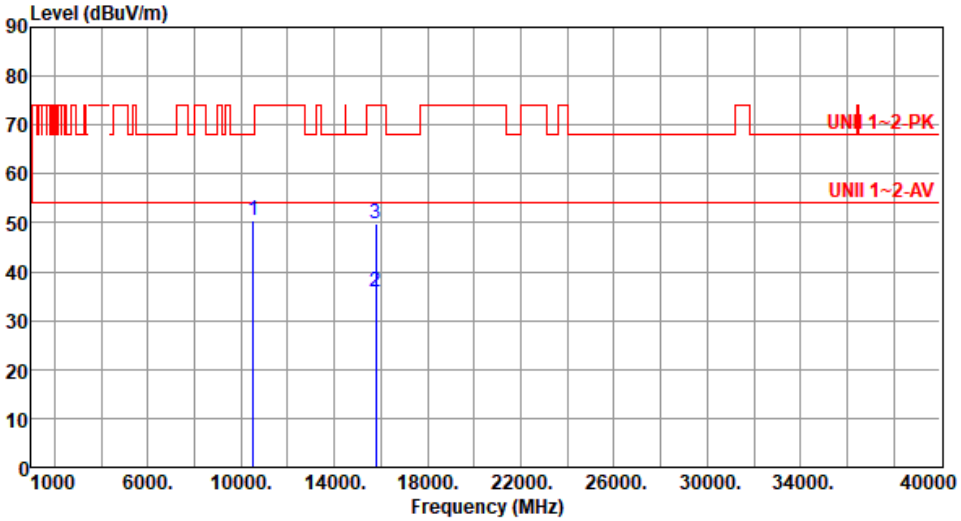

	Freq. MHz	Emission level dBuV/m	Limit dBuV/m	Margin dB	SA reading dBuV	Factor dB/m	Remark	ANT High cm	Turn Table deg
1	10520.00	50.45	68.20	-17.75	41.26	9.19	Peak	100	203
2	15780.00	35.75	54.00	-18.25	29.67	6.08	Average	100	311
3	15780.00	49.83	74.00	-24.17	43.75	6.08	Peak	100	311

Note 1: Emission Level (dBuV/m) = SA Reading (dBuV) + Factor* (dB/m)
*Factor includes antenna factor , cable loss and amplifier gain
Note 2: Margin (dB) = Emission level (dBuV/m) – Limit (dBuV/m).

Modulation	ax HE20-OFDMA RU106	**Test Freq. (MHz)**	5300
Polarization	Horizontal		

Test By :Akun Chung- Temperature(℃):25 Humidity(%):63

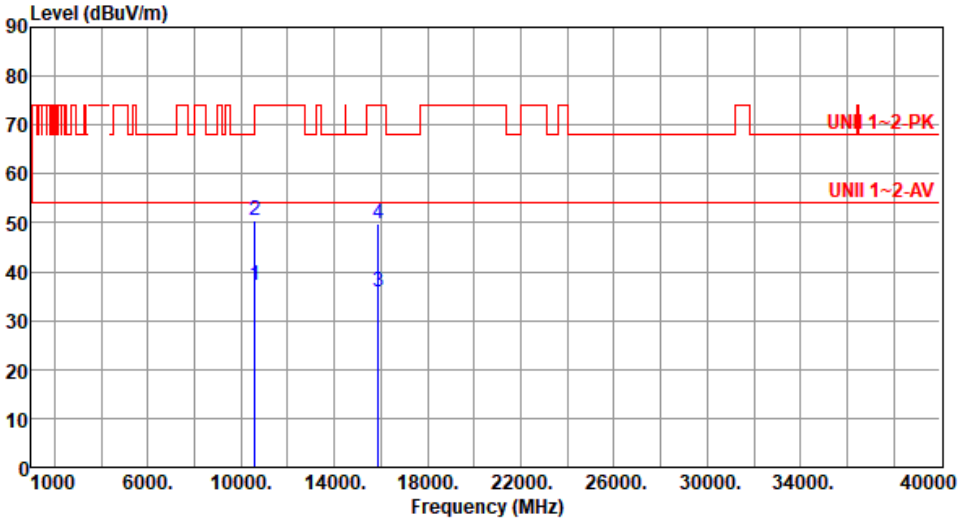

	Freq. MHz	Emission level dBuV/m	Limit dBuV/m	Margin dB	SA reading dBuV	Factor dB/m	Remark	ANT High cm	Turn Table deg
1	10600.00	37.32	54.00	-16.68	28.07	9.25	Average	100	319
2	10600.00	50.49	74.00	-23.51	41.24	9.25	Peak	100	319
3	15900.00	35.74	54.00	-18.26	29.34	6.40	Average	100	204
4	15900.00	49.80	74.00	-24.20	43.40	6.40	Peak	100	204

Note 1: Emission Level (dBuV/m) = SA Reading (dBuV) + Factor* (dB/m)
*Factor includes antenna factor , cable loss and amplifier gain
Note 2: Margin (dB) = Emission level (dBuV/m) – Limit (dBuV/m).

Modulation	ax HE20-OFDMA RU106	**Test Freq. (MHz)**	5300
Polarization	Vertical		

Test By :Akun Chung- Temperature(℃):25 Humidity(%):63

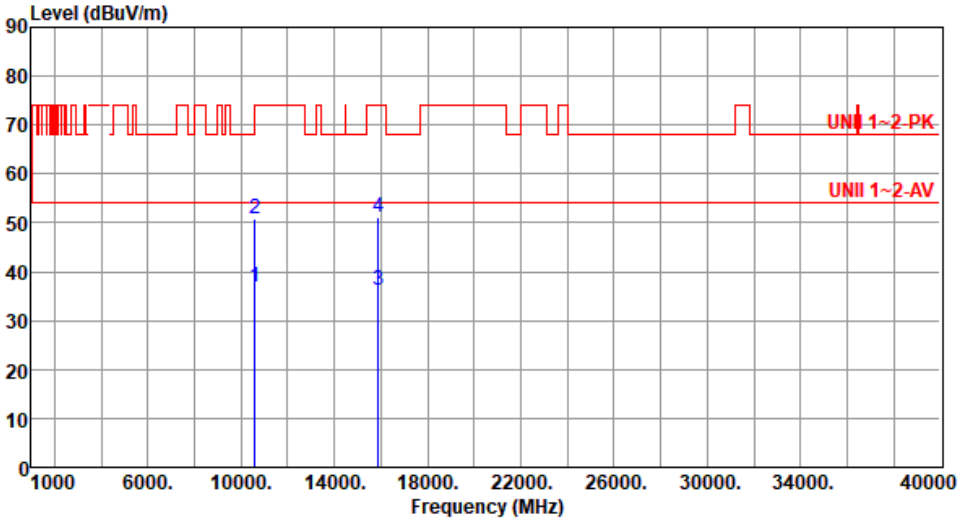

	Freq. MHz	Emission level dBuV/m	Limit dBuV/m	Margin dB	SA reading dBuV	Factor dB/m	Remark	ANT High cm	Turn Table deg
1	10600.00	36.80	54.00	-17.20	27.55	9.25	Average	100	188
2	10600.00	50.67	74.00	-23.33	41.42	9.25	Peak	100	188
3	15900.00	36.34	54.00	-17.66	29.94	6.40	Average	100	318
4	15900.00	51.09	74.00	-22.91	44.69	6.40	Peak	100	318

Note 1: Emission Level (dBuV/m) = SA Reading (dBuV) + Factor* (dB/m)
*Factor includes antenna factor , cable loss and amplifier gain
Note 2: Margin (dB) = Emission level (dBuV/m) – Limit (dBuV/m).

Modulation	ax HE20-OFDMA RU106	**Test Freq. (MHz)**	5320
Polarization	Horizontal		

Test By :Akun Chung- Temperature(℃):22 Humidity(%):66

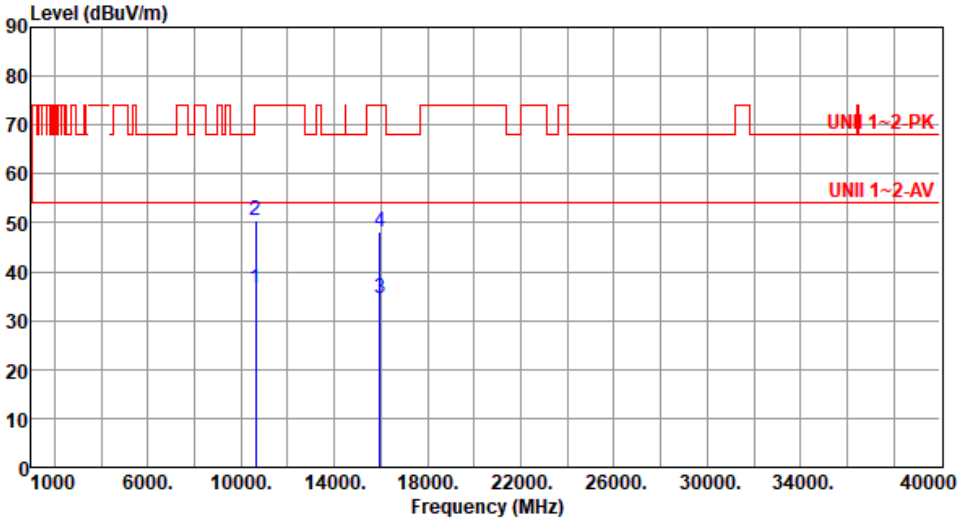

	Freq. MHz	Emission level dBuV/m	Limit dBuV/m	Margin dB	SA reading dBuV	Factor dB/m	Remark	ANT High cm	Turn Table deg
1	10640.00	36.56	54.00	-17.44	27.23	9.33	Average	100	324
2	10640.00	50.56	74.00	-23.44	41.23	9.33	Peak	100	324
3	15960.00	34.49	54.00	-19.51	28.24	6.25	Average	100	210
4	15960.00	48.09	74.00	-25.91	41.84	6.25	Peak	100	210

Note 1: Emission Level (dBuV/m) = SA Reading (dBuV) + Factor* (dB/m)
*Factor includes antenna factor , cable loss and amplifier gain
Note 2: Margin (dB) = Emission level (dBuV/m) – Limit (dBuV/m).

Modulation	ax HE20-OFDMA RU106	**Test Freq. (MHz)**	5320
Polarization	Vertical		

Test By :Akun Chung- Temperature(℃):22 Humidity(%):66

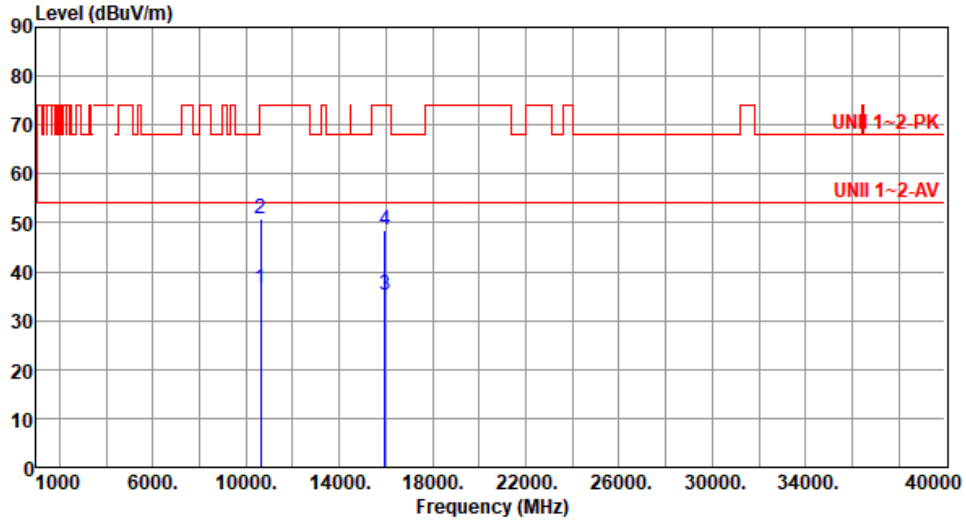

	Freq. MHz	Emission level dBuV/m	Limit dBuV/m	Margin dB	SA reading dBuV	Factor dB/m	Remark	ANT High cm	Turn Table deg
1	10640.00	36.67	54.00	-17.33	27.34	9.33	Average	100	192
2	10640.00	50.66	74.00	-23.34	41.33	9.33	Peak	100	192
3	15960.00	35.13	54.00	-18.87	28.88	6.25	Average	100	316
4	15960.00	48.55	74.00	-25.45	42.30	6.25	Peak	100	316

Note 1: Emission Level (dBuV/m) = SA Reading (dBuV) + Factor* (dB/m)
*Factor includes antenna factor , cable loss and amplifier gain
Note 2: Margin (dB) = Emission level (dBuV/m) – Limit (dBuV/m).

Modulation	ax HE20-OFDMA RU106	**Test Freq. (MHz)**	5500
Polarization	Horizontal		

Test By :Akun Chung- Temperature(℃):22 Humidity(%):66

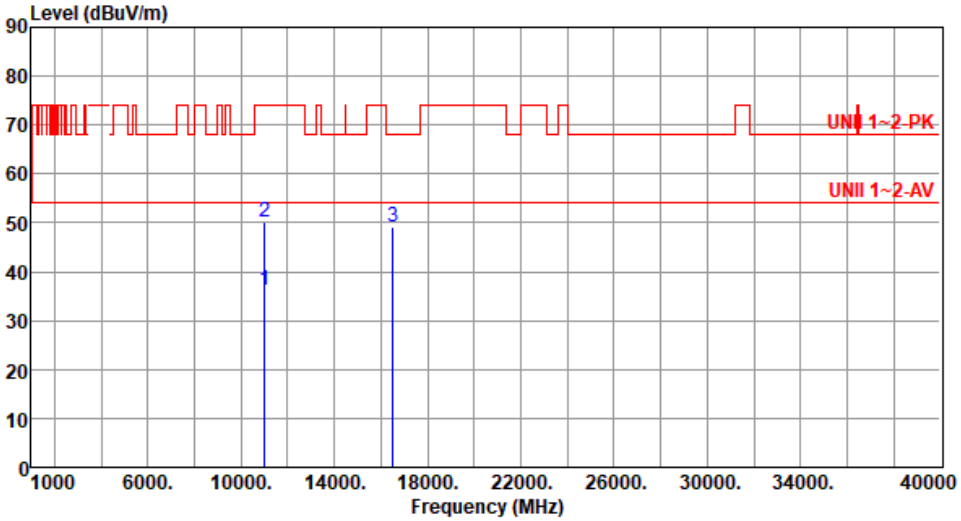

	Freq. MHz	Emission level dBuV/m	Limit dBuV/m	Margin dB	SA reading dBuV	Factor dB/m	Remark	ANT High cm	Turn Table deg
1	11000.00	36.28	54.00	-17.72	26.58	9.70	Average	100	300
2	11000.00	50.25	74.00	-23.75	40.55	9.70	Peak	100	300
3	16500.00	49.00	68.20	-19.20	41.66	7.34	Peak	100	288

Note 1: Emission Level (dBuV/m) = SA Reading (dBuV) + Factor* (dB/m)
*Factor includes antenna factor , cable loss and amplifier gain
Note 2: Margin (dB) = Emission level (dBuV/m) – Limit (dBuV/m).

Modulation	ax HE20-OFDMA RU106	**Test Freq. (MHz)**	5500
Polarization	Vertical		

Test By :Akun Chung- Temperature(℃):22 Humidity(%):66

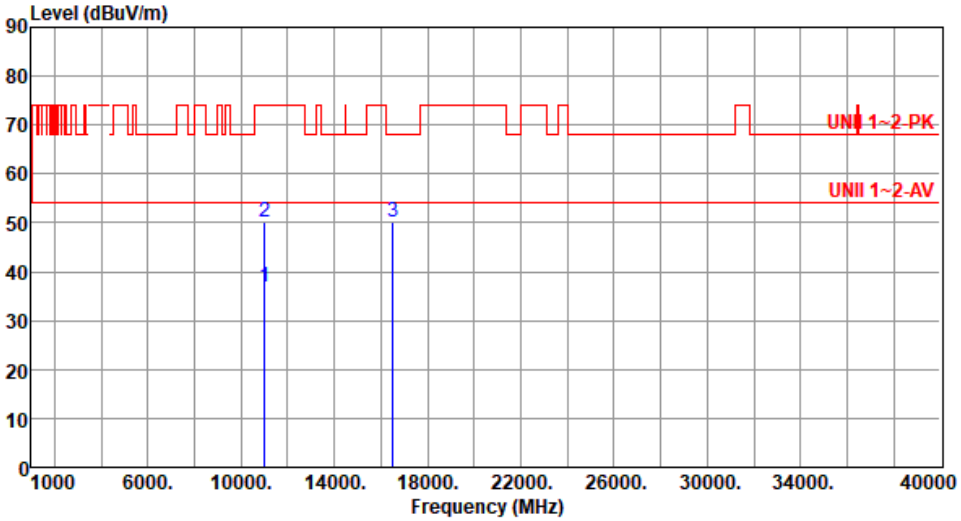

	Freq. MHz	Emission level dBuV/m	Limit dBuV/m	Margin dB	SA reading dBuV	Factor dB/m	Remark	ANT High cm	Turn Table deg
1	11000.00	36.92	54.00	-17.08	27.22	9.70	Average	100	198
2	11000.00	50.12	74.00	-23.88	40.42	9.70	Peak	100	198
3	16500.00	50.03	68.20	-18.17	42.69	7.34	Peak	100	272

Note 1: Emission Level (dBuV/m) = SA Reading (dBuV) + Factor* (dB/m)
*Factor includes antenna factor , cable loss and amplifier gain
Note 2: Margin (dB) = Emission level (dBuV/m) – Limit (dBuV/m).

Modulation	ax HE20-OFDMA RU106	**Test Freq. (MHz)**	5580
Polarization	Horizontal		

Test By :Akun Chung- Temperature(℃):25 Humidity(%):63

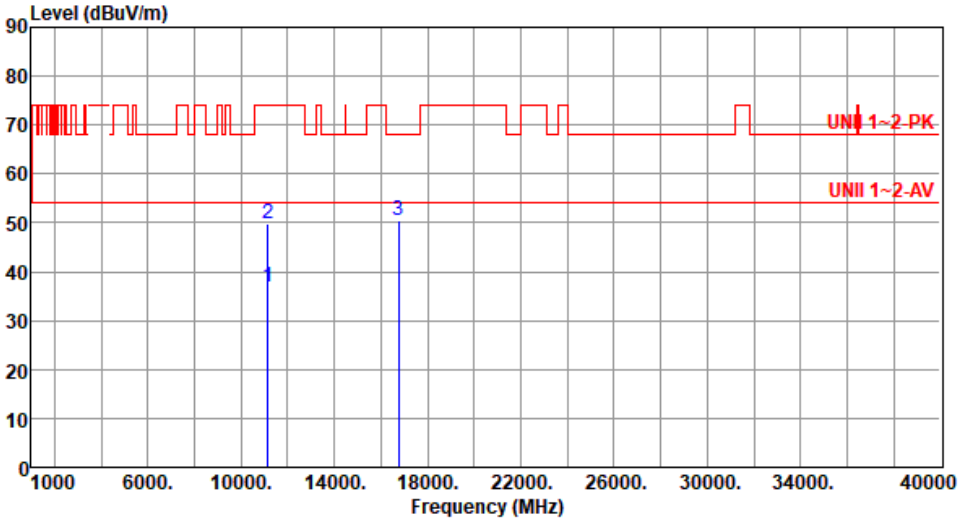

	Freq. MHz	Emission level dBuV/m	Limit dBuV/m	Margin dB	SA reading dBuV	Factor dB/m	Remark	ANT High cm	Turn Table deg
1	11160.00	36.77	54.00	-17.23	27.65	9.12	Average	100	296
2	11160.00	49.82	74.00	-24.18	40.70	9.12	Peak	100	296
3	16740.00	50.50	68.20	-17.70	42.91	7.59	Peak	100	285

Note 1: Emission Level (dBuV/m) = SA Reading (dBuV) + Factor* (dB/m)
*Factor includes antenna factor , cable loss and amplifier gain
Note 2: Margin (dB) = Emission level (dBuV/m) – Limit (dBuV/m).

Modulation	ax HE20-OFDMA RU106	**Test Freq. (MHz)**	5580
Polarization	Vertical		

Test By :Akun Chung- Temperature(℃):25 Humidity(%):63

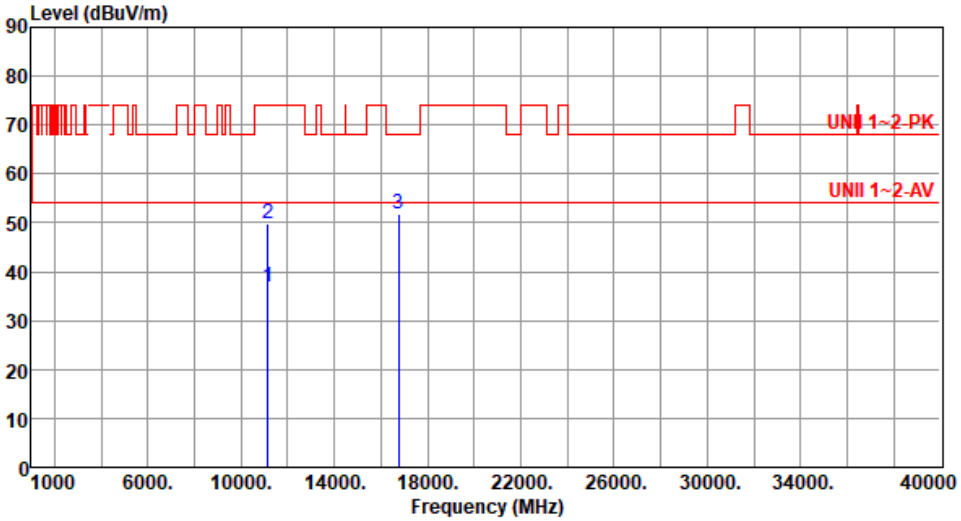

	Freq. MHz	Emission level dBuV/m	Limit dBuV/m	Margin dB	SA reading dBuV	Factor dB/m	Remark	ANT High cm	Turn Table deg
1	11160.00	36.76	54.00	-17.24	27.64	9.12	Average	100	203
2	11160.00	49.75	74.00	-24.25	40.63	9.12	Peak	100	203
3	16740.00	51.92	68.20	-16.28	44.33	7.59	Peak	100	267

Note 1: Emission Level (dBuV/m) = SA Reading (dBuV) + Factor* (dB/m)
*Factor includes antenna factor , cable loss and amplifier gain
Note 2: Margin (dB) = Emission level (dBuV/m) – Limit (dBuV/m).

Modulation	ax HE20-OFDMA RU106	**Test Freq. (MHz)**	5700
Polarization	Horizontal		

Test By :Akun Chung- Temperature(℃):22 Humidity(%):66

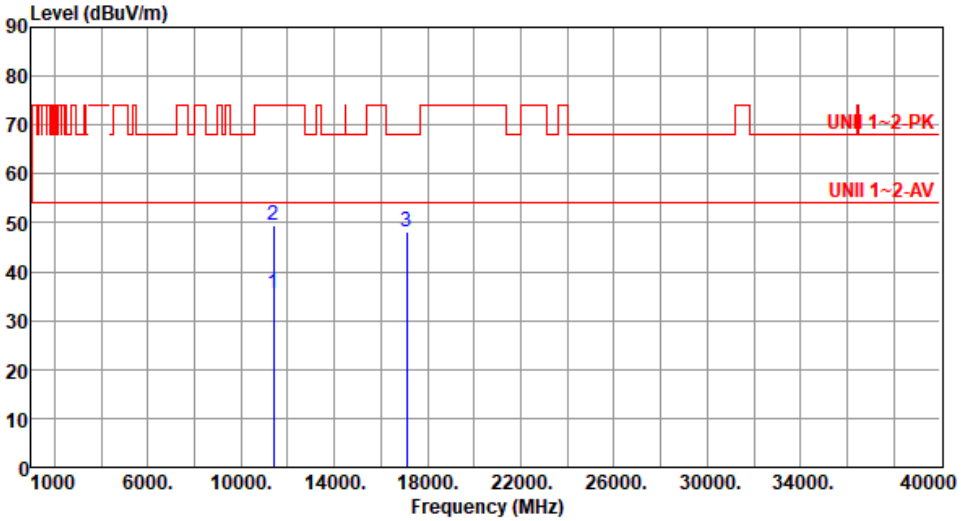

	Freq. MHz	Emission level dBuV/m	Limit dBuV/m	Margin dB	SA reading dBuV	Factor dB/m	Remark	ANT High cm	Turn Table deg
1	11400.00	35.45	54.00	-18.55	26.36	9.09	Average	100	301
2	11400.00	49.47	74.00	-24.53	40.38	9.09	Peak	100	301
3	17100.00	48.07	68.20	-20.13	40.92	7.15	Peak	100	276

Note 1: Emission Level (dBuV/m) = SA Reading (dBuV) + Factor* (dB/m)
*Factor includes antenna factor , cable loss and amplifier gain
Note 2: Margin (dB) = Emission level (dBuV/m) – Limit (dBuV/m).

Modulation	ax HE20-OFDMA RU106	**Test Freq. (MHz)**	5700
Polarization	Vertical		

Test By :Akun Chung- Temperature(℃):22 Humidity(%):66

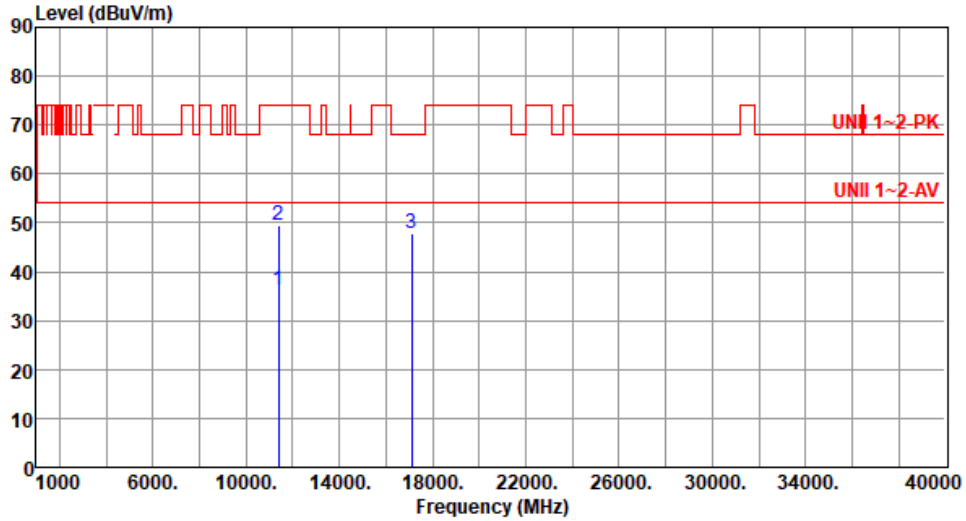

	Freq. MHz	Emission level dBuV/m	Limit dBuV/m	Margin dB	SA reading dBuV	Factor dB/m	Remark	ANT High cm	Turn Table deg
1	11400.00	36.29	54.00	-17.71	27.20	9.09	Average	100	213
2	11400.00	49.62	74.00	-24.38	40.53	9.09	Peak	100	213
3	17100.00	47.95	68.20	-20.25	40.80	7.15	Peak	100	265

Note 1: Emission Level (dBuV/m) = SA Reading (dBuV) + Factor* (dB/m)
*Factor includes antenna factor , cable loss and amplifier gain
Note 2: Margin (dB) = Emission level (dBuV/m) – Limit (dBuV/m).

Modulation	ax HE20-OFDMA RU106	**Test Freq. (MHz)**	5720
Polarization	Horizontal		

Test By :Akun Chung- Temperature(℃):22 Humidity(%):66

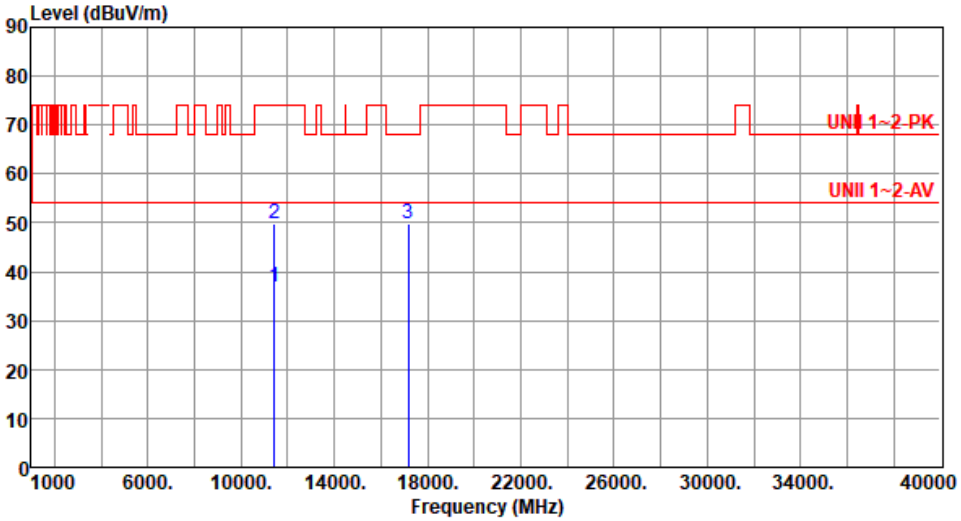

	Freq. MHz	Emission level dBuV/m	Limit dBuV/m	Margin dB	SA reading dBuV	Factor dB/m	Remark	ANT High cm	Turn Table deg
1	11440.00	36.75	54.00	-17.25	27.60	9.15	Average	100	299
2	11440.00	49.80	74.00	-24.20	40.65	9.15	Peak	100	299
3	17160.00	49.72	68.20	-18.48	42.71	7.01	Peak	100	280

Note 1: Emission Level (dBuV/m) = SA Reading (dBuV) + Factor* (dB/m)
*Factor includes antenna factor , cable loss and amplifier gain
Note 2: Margin (dB) = Emission level (dBuV/m) – Limit (dBuV/m).

Modulation	ax HE20-OFDMA RU106	**Test Freq. (MHz)**	5720
Polarization	Vertical		

Test By :Akun Chung- Temperature(℃):22 Humidity(%):66

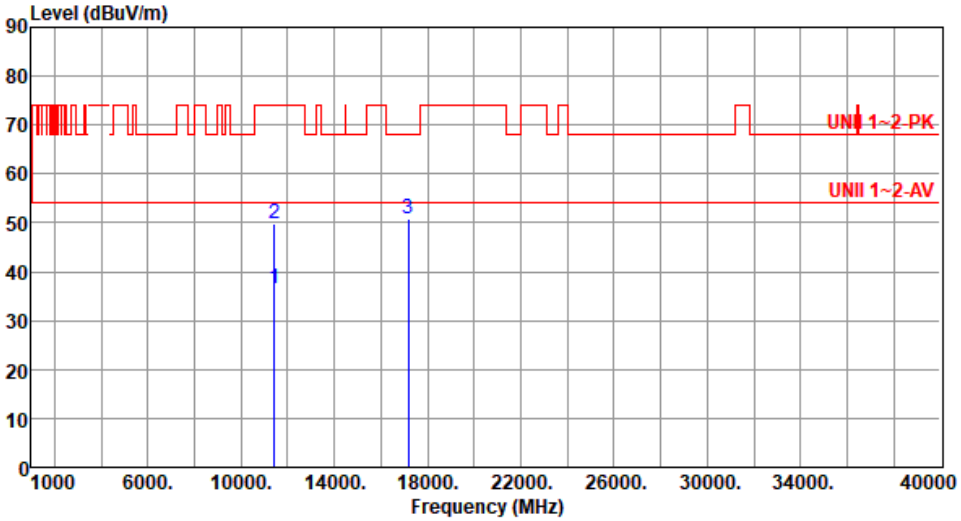

	Freq. MHz	Emission level dBuV/m	Limit dBuV/m	Margin dB	SA reading dBuV	Factor dB/m	Remark	ANT High cm	Turn Table deg
1	11440.00	36.48	54.00	-17.52	27.33	9.15	Average	100	206
2	11440.00	49.81	74.00	-24.19	40.66	9.15	Peak	100	206
3	17160.00	50.89	68.20	-17.31	43.88	7.01	Peak	100	258

Note 1: Emission Level (dBuV/m) = SA Reading (dBuV) + Factor* (dB/m)
*Factor includes antenna factor , cable loss and amplifier gain
Note 2: Margin (dB) = Emission level (dBuV/m) – Limit (dBuV/m).

Modulation	ax HE20-OFDMA RU106	**Test Freq. (MHz)**	5745
Polarization	Horizontal		

Test By :Akun Chung- Temperature(℃):22 Humidity(%):66

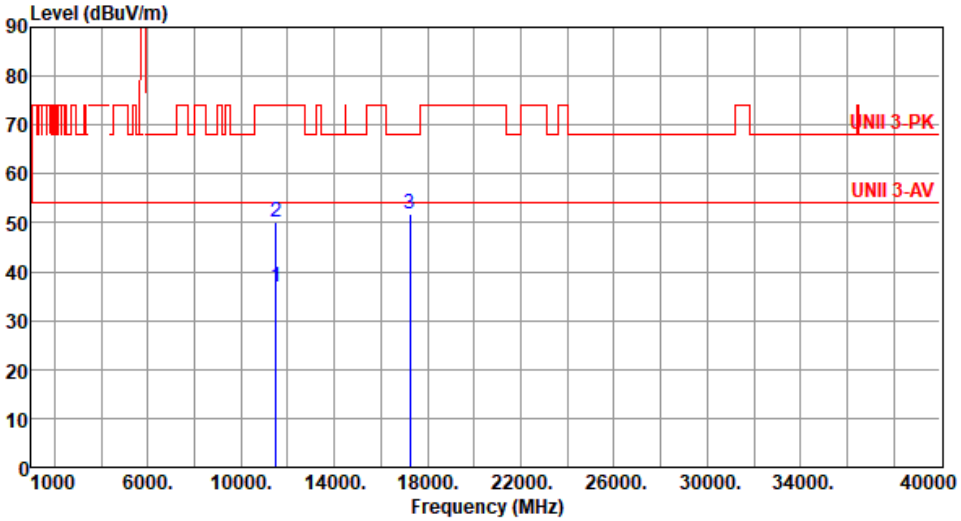

	Freq. MHz	Emission level dBuV/m	Limit dBuV/m	Margin dB	SA reading dBuV	Factor dB/m	Remark	ANT High cm	Turn Table deg
1	11490.00	36.84	54.00	-17.16	27.61	9.23	Average	100	309
2	11490.00	50.31	74.00	-23.69	41.08	9.23	Peak	100	309
3	17235.00	51.82	68.20	-16.38	44.54	7.28	Peak	100	268

Note 1: Emission Level (dBuV/m) = SA Reading (dBuV) + Factor* (dB/m)
*Factor includes antenna factor , cable loss and amplifier gain
Note 2: Margin (dB) = Emission level (dBuV/m) – Limit (dBuV/m).

Modulation	ax HE20-OFDMA RU106	**Test Freq. (MHz)**	5745
Polarization	Vertical		

Test By :Akun Chung- Temperature(℃):22 Humidity(%):66

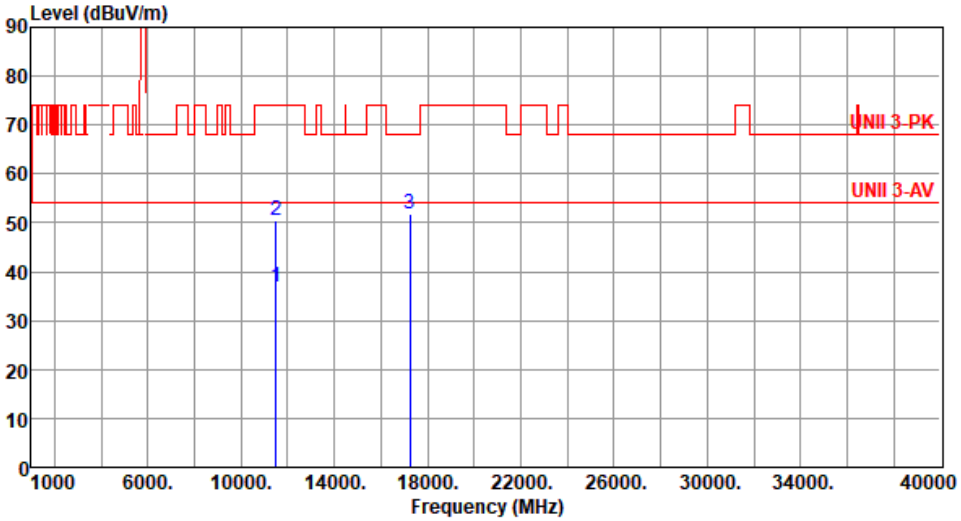

	Freq. MHz	Emission level dBuV/m	Limit dBuV/m	Margin dB	SA reading dBuV	Factor dB/m	Remark	ANT High cm	Turn Table deg
1	11490.00	36.93	54.00	-17.07	27.70	9.23	Average	100	276
2	11490.00	50.62	74.00	-23.38	41.39	9.23	Peak	100	276
3	17235.00	51.75	68.20	-16.45	44.47	7.28	Peak	100	330

Note 1: Emission Level (dBuV/m) = SA Reading (dBuV) + Factor* (dB/m)
*Factor includes antenna factor , cable loss and amplifier gain
Note 2: Margin (dB) = Emission level (dBuV/m) – Limit (dBuV/m).

Modulation	ax HE20-OFDMA RU106	**Test Freq. (MHz)**	5785
Polarization	Horizontal		

Test By :Akun Chung- Temperature(℃):25 Humidity(%):63

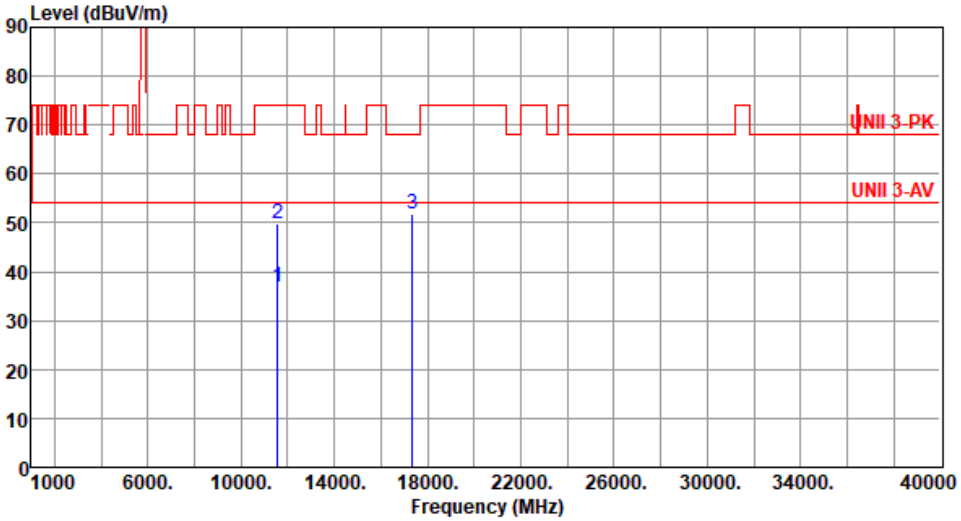

	Freq. MHz	Emission level dBuV/m	Limit dBuV/m	Margin dB	SA reading dBuV	Factor dB/m	Remark	ANT High cm	Turn Table deg
1	11570.00	36.82	54.00	-17.18	27.76	9.06	Average	100	296
2	11570.00	49.85	74.00	-24.15	40.79	9.06	Peak	100	296
3	17355.00	51.97	68.20	-16.23	44.29	7.68	Peak	100	275

Note 1: Emission Level (dBuV/m) = SA Reading (dBuV) + Factor* (dB/m)
*Factor includes antenna factor , cable loss and amplifier gain
Note 2: Margin (dB) = Emission level (dBuV/m) – Limit (dBuV/m).

Modulation	ax HE20-OFDMA RU106	**Test Freq. (MHz)**	5785
Polarization	Vertical		

Test By :Akun Chung- Temperature(℃):25 Humidity(%):63

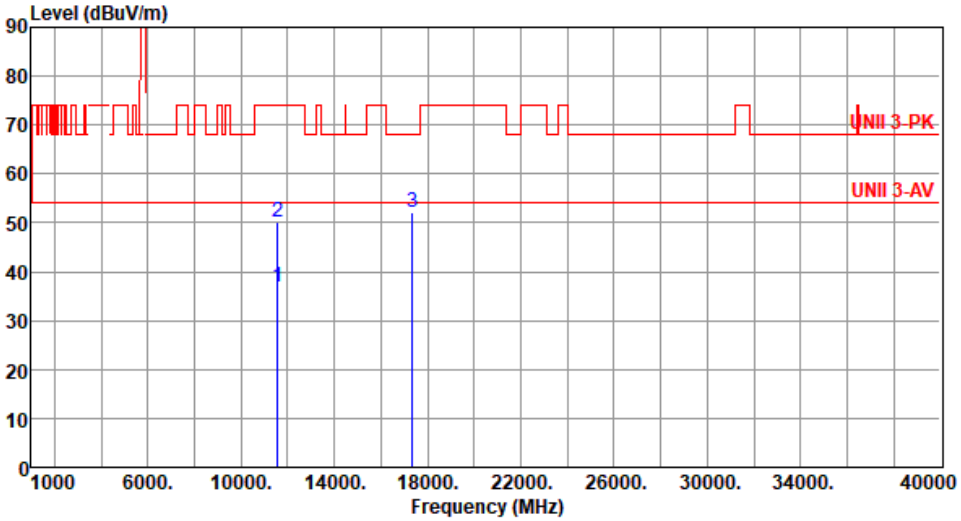

	Freq. MHz	Emission level dBuV/m	Limit dBuV/m	Margin dB	SA reading dBuV	Factor dB/m	Remark	ANT High cm	Turn Table deg
1	11570.00	36.83	54.00	-17.17	27.77	9.06	Average	100	281
2	11570.00	50.30	74.00	-23.70	41.24	9.06	Peak	100	281
3	17355.00	51.98	68.20	-16.22	44.30	7.68	Peak	100	328

Note 1: Emission Level (dBuV/m) = SA Reading (dBuV) + Factor* (dB/m)
*Factor includes antenna factor , cable loss and amplifier gain
Note 2: Margin (dB) = Emission level (dBuV/m) – Limit (dBuV/m).

Modulation	ax HE20-OFDMA RU106	**Test Freq. (MHz)**	5825
Polarization	Horizontal		

Test By :Akun Chung- Temperature(℃):22 Humidity(%):66

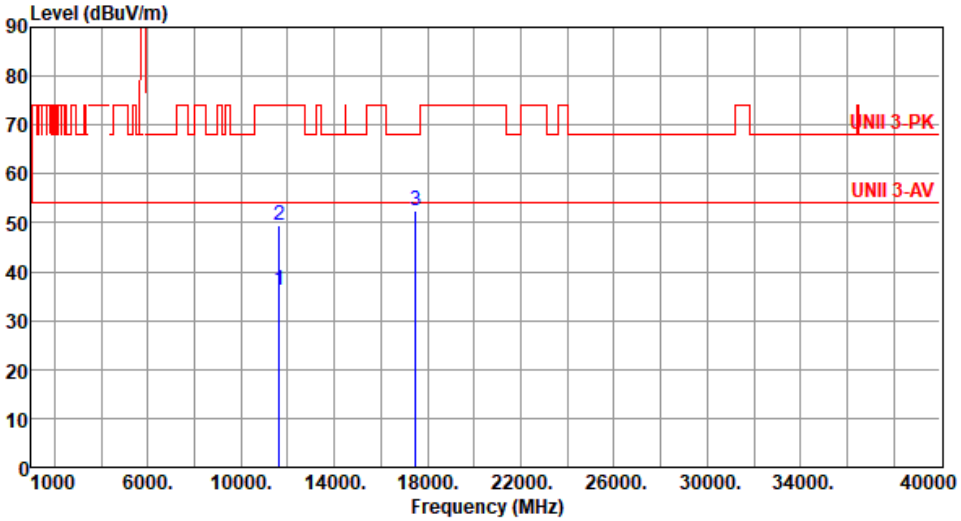

	Freq. MHz	Emission level dBuV/m	Limit dBuV/m	Margin dB	SA reading dBuV	Factor dB/m	Remark	ANT High cm	Turn Table deg
1	11650.00	36.31	54.00	-17.69	27.65	8.66	Average	100	303
2	11650.00	49.52	74.00	-24.48	40.86	8.66	Peak	100	303
3	17475.00	52.51	68.20	-15.69	44.31	8.20	Peak	100	281

Note 1: Emission Level (dBuV/m) = SA Reading (dBuV) + Factor* (dB/m)
*Factor includes antenna factor , cable loss and amplifier gain
Note 2: Margin (dB) = Emission level (dBuV/m) – Limit (dBuV/m).

Modulation	ax HE20-OFDMA RU106	**Test Freq. (MHz)**	5825
Polarization	Vertical		

Test By :Akun Chung- Temperature(℃):22 Humidity(%):66

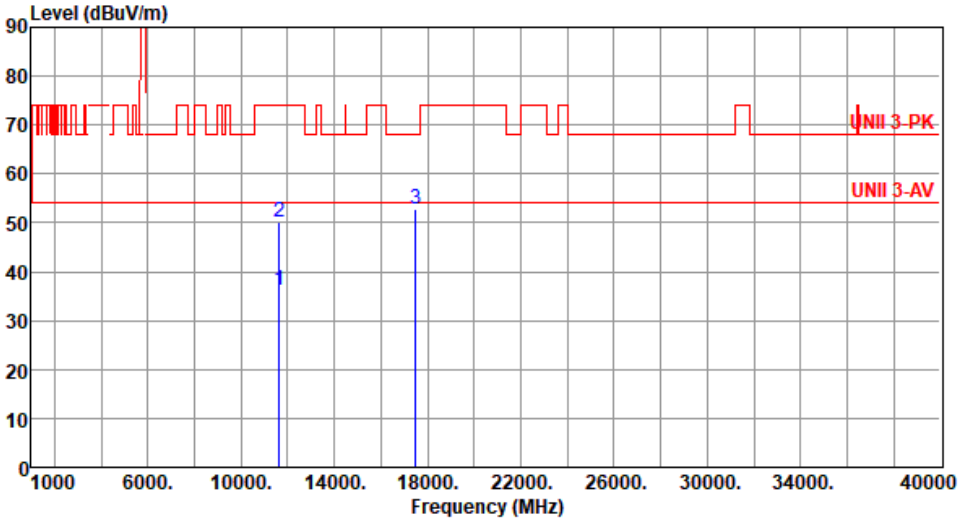

	Freq. MHz	Emission level dBuV/m	Limit dBuV/m	Margin dB	SA reading dBuV	Factor dB/m	Remark	ANT High cm	Turn Table deg
1	11650.00	36.33	54.00	-17.67	27.67	8.66	Average	100	277
2	11650.00	50.01	74.00	-23.99	41.35	8.66	Peak	100	277
3	17475.00	52.64	68.20	-15.56	44.44	8.20	Peak	100	333

Note 1: Emission Level (dBuV/m) = SA Reading (dBuV) + Factor* (dB/m)
*Factor includes antenna factor , cable loss and amplifier gain
Note 2: Margin (dB) = Emission level (dBuV/m) – Limit (dBuV/m).

Modulation Mode	ax HE20-OFDMA RU106	**Test Freq. (MHz)**	5825
Power Phase	Line		

Test by : Akun Chung Temperature: 24°C Humidity: 65%

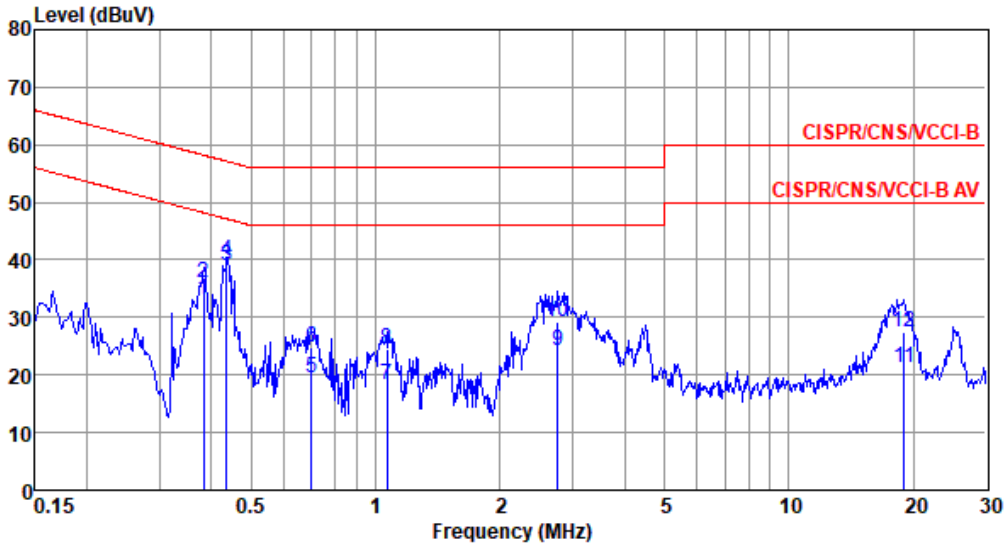

	Freq MHz	Level dBuV	Limit Line dBuV	Over Limit dB	Read Level dBuV	Factor dB	Cable loss dB	Aux dB	Remark
1	0.383	33.07	48.21	-15.14	23.39	9.64	0.04	0.00	Average
2	0.383	36.12	58.21	-22.09	26.44	9.64	0.04	0.00	QP
3*	0.436	39.05	47.14	-8.09	29.37	9.64	0.04	0.00	Average
4	0.436	39.85	57.14	-17.29	30.17	9.64	0.04	0.00	QP
5	0.701	19.50	46.00	-26.50	9.80	9.65	0.05	0.00	Average
6	0.701	24.77	56.00	-31.23	15.07	9.65	0.05	0.00	QP
7	1.065	18.39	46.00	-27.61	8.68	9.65	0.06	0.00	Average
8	1.065	24.57	56.00	-31.43	14.86	9.65	0.06	0.00	QP
9	2.765	24.11	46.00	-21.89	14.33	9.66	0.12	0.00	Average
10	2.765	29.34	56.00	-26.66	19.56	9.66	0.12	0.00	QP
11	19.021	21.13	50.00	-28.87	11.14	9.69	0.30	0.00	Average
12	19.021	27.34	60.00	-32.66	17.35	9.69	0.30	0.00	QP

Note 1: Level (dBuV) = Read Level (dBuV) + LISN Factor (dB) + Cable Loss (dB) + Aux (dB).
2: Over Limit (dB) = Level (dBuV) – Limit Line (dBuV).

Modulation Mode	ax HE20-OFDMA RU106	**Test Freq. (MHz)**	5825
Power Phase	Neutral		

Test by : Akun Chung Temperature: 24°C Humidity: 65%

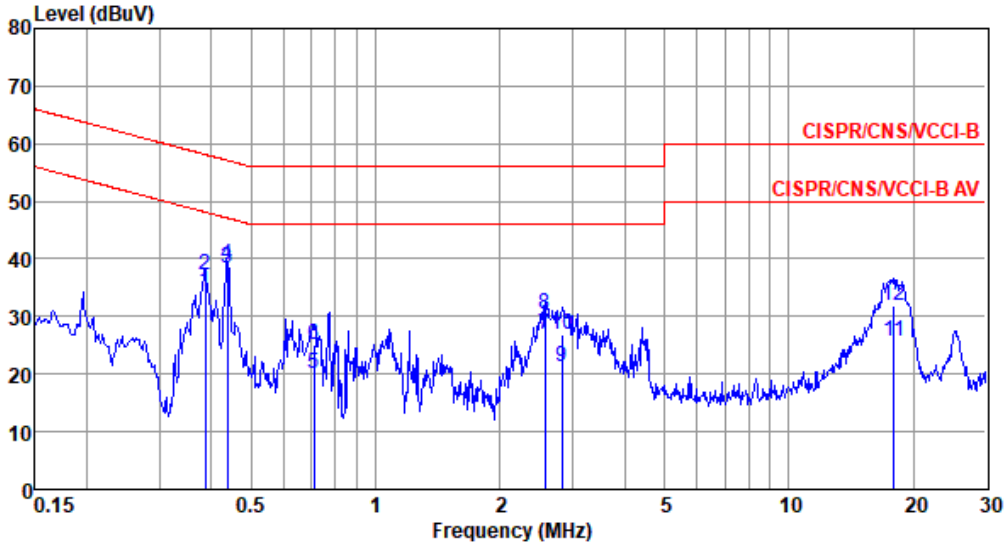

	Freq MHz	Level dBuV	Limit Line dBuV	Over Limit dB	Read Level dBuV	Factor dB	Cable loss dB	Aux dB	Remark
1	0.387	34.29	48.12	-13.83	24.62	9.63	0.04	0.00	Average
2	0.387	37.19	58.12	-20.93	27.52	9.63	0.04	0.00	QP
3*	0.437	38.23	47.11	-8.88	28.56	9.63	0.04	0.00	Average
4	0.437	39.09	57.11	-18.02	29.42	9.63	0.04	0.00	QP
5	0.708	19.96	46.00	-26.04	10.27	9.64	0.05	0.00	Average
6	0.708	25.07	56.00	-30.93	15.38	9.64	0.05	0.00	QP
7	2.567	26.98	46.00	-19.02	17.22	9.65	0.11	0.00	Average
8	2.567	30.54	56.00	-25.46	20.78	9.65	0.11	0.00	QP
9	2.824	21.36	46.00	-24.64	11.59	9.65	0.12	0.00	Average
10	2.824	26.92	56.00	-29.08	17.15	9.65	0.12	0.00	QP
11	17.944	25.61	50.00	-24.39	15.54	9.78	0.29	0.00	Average
12	17.944	31.89	60.00	-28.11	21.82	9.78	0.29	0.00	QP

Note 1: Level (dBuV) = Read Level (dBuV) + LISN Factor (dB) + Cable Loss (dB) + Aux (dB).
2: Over Limit (dB) = Level (dBuV) – Limit Line (dBuV).