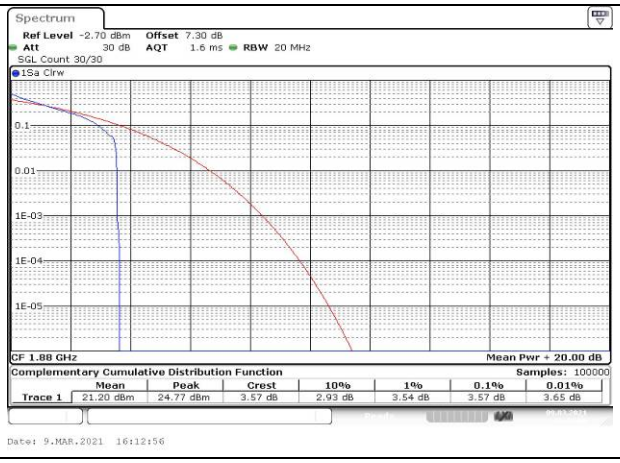

Fig.61

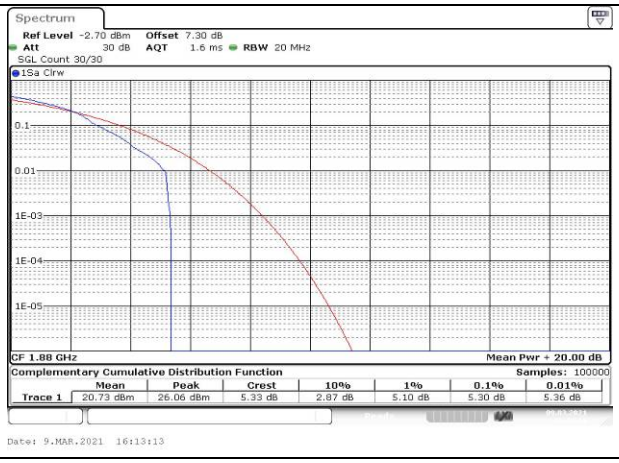

Fig.62

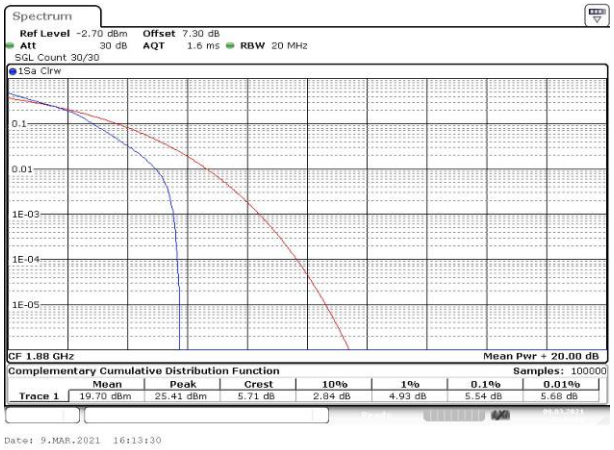

Fig.63

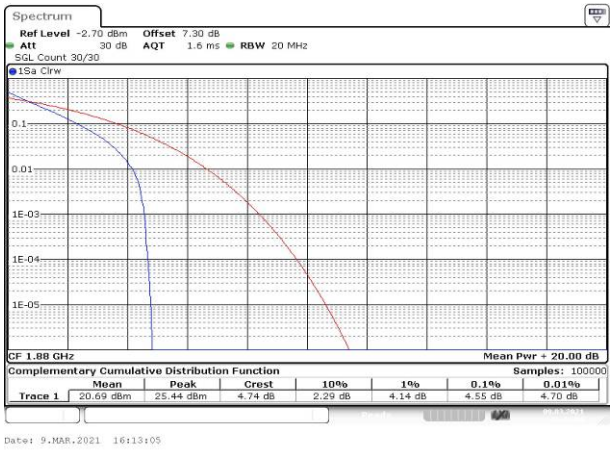

Fig.64

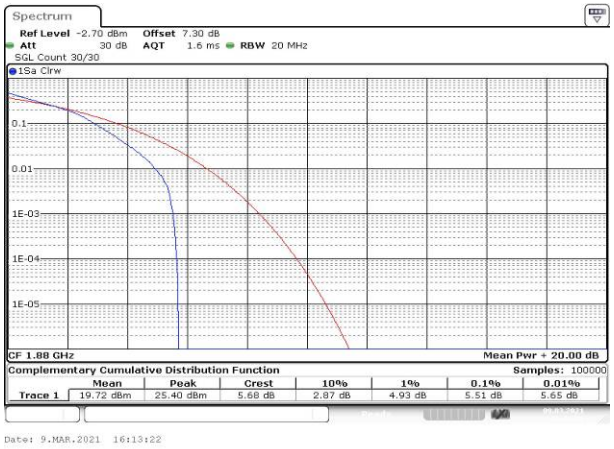

Fig.65

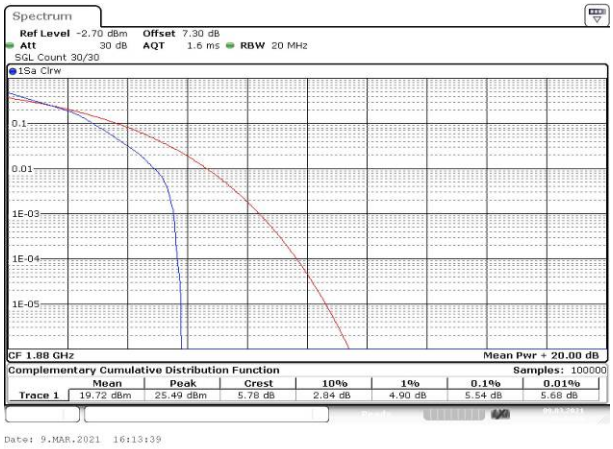

Fig.66

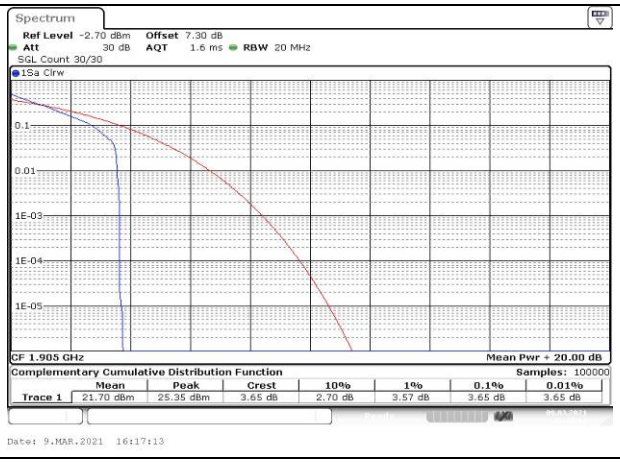

Fig.67

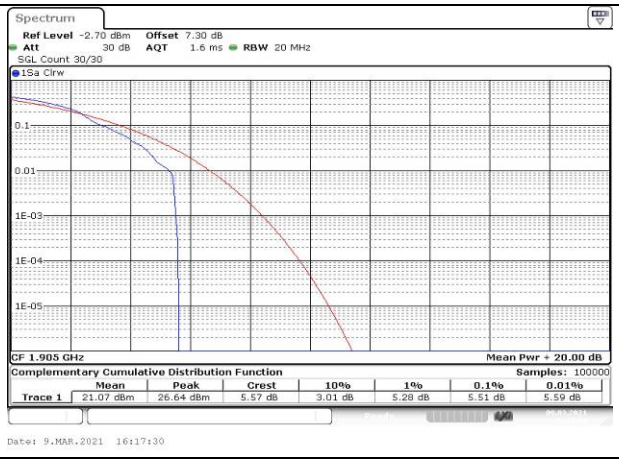

Fig.68

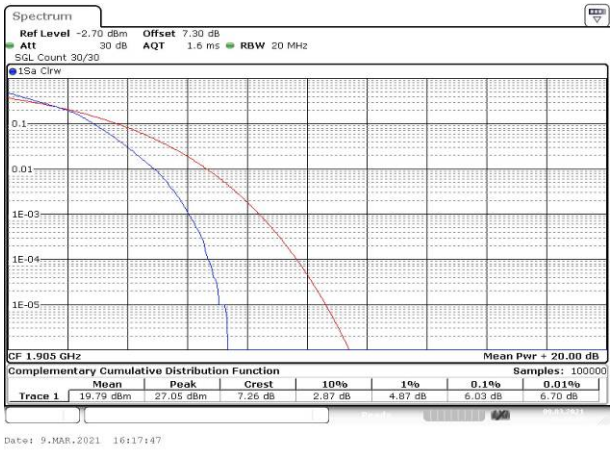

Fig.69

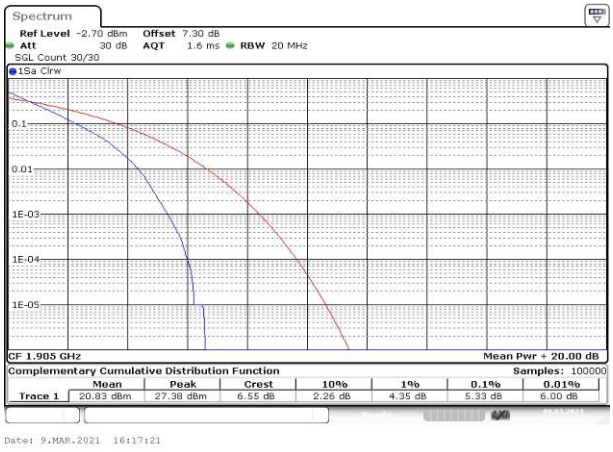

Fig.70

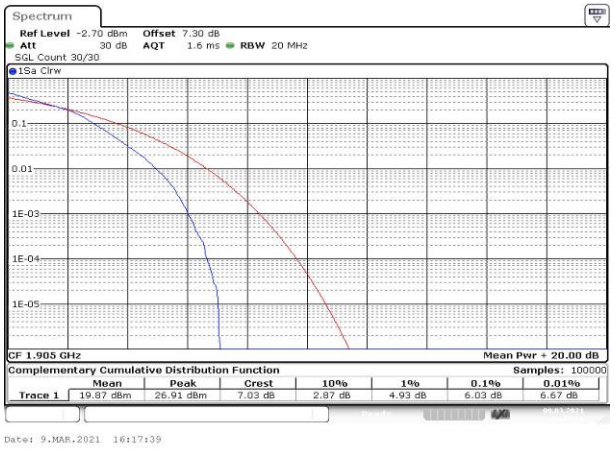

Fig.71

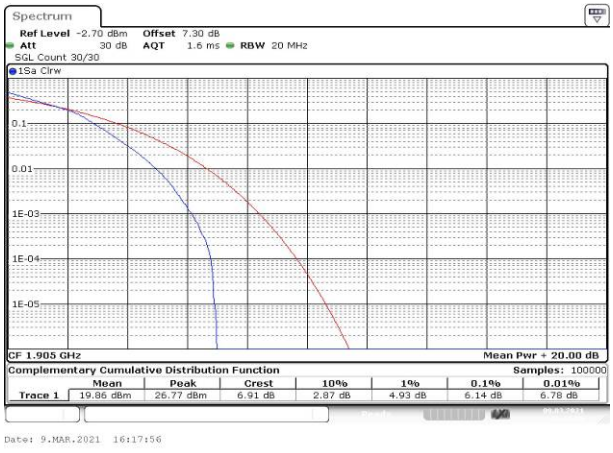

Fig.72

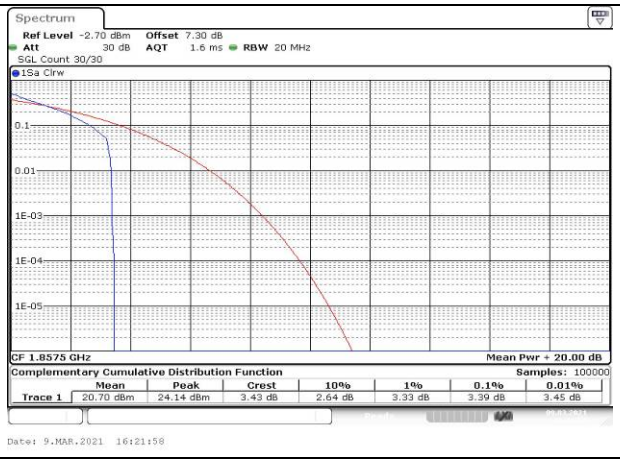

Fig.73

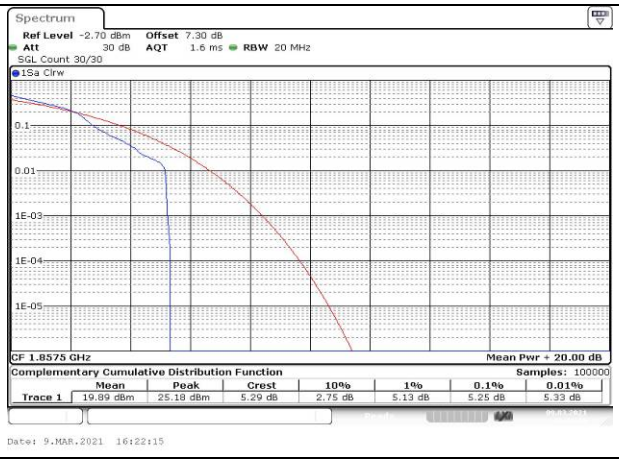

Fig.74

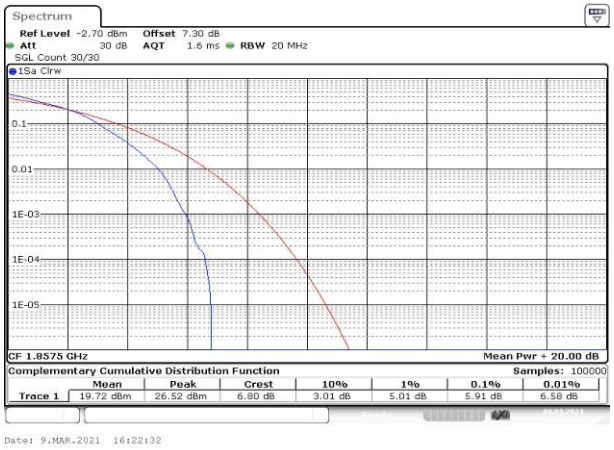

Fig.75

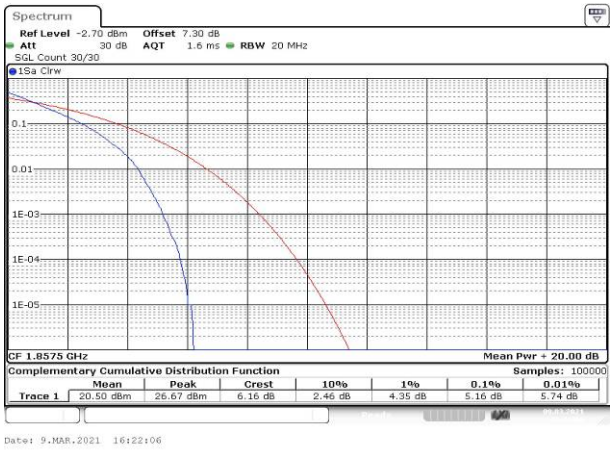

Fig.76

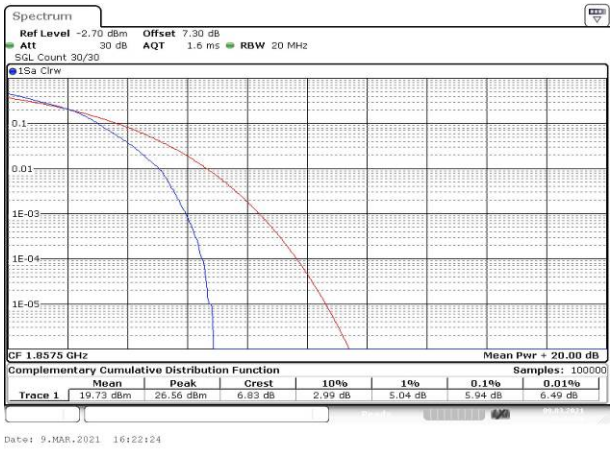

Fig.77

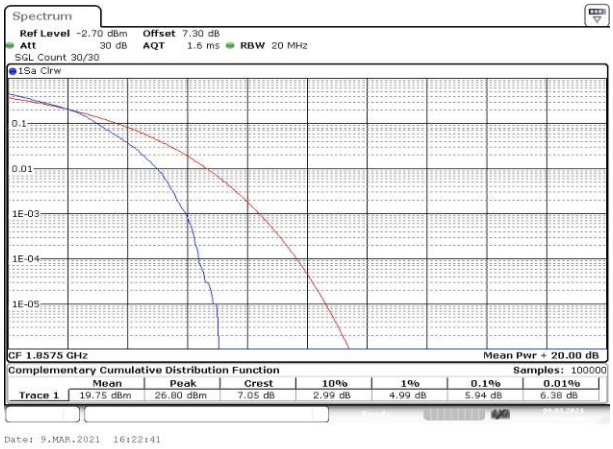

Fig.78

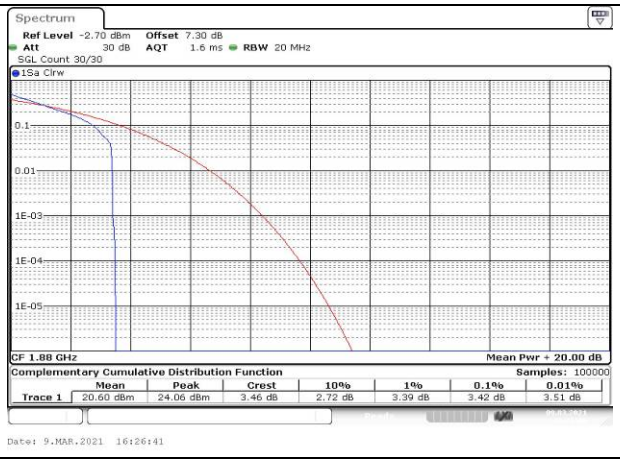

Fig.79

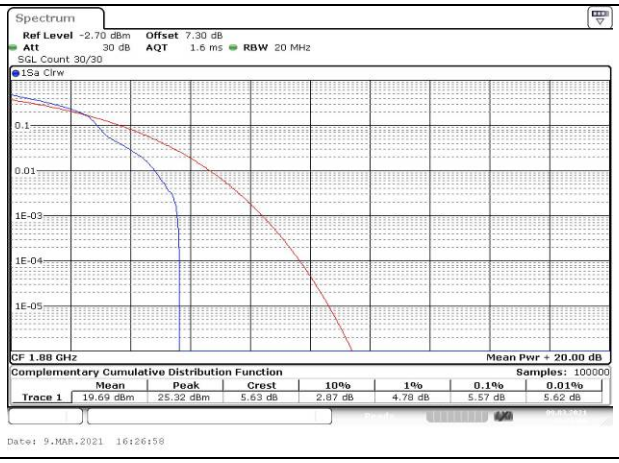

Fig.80

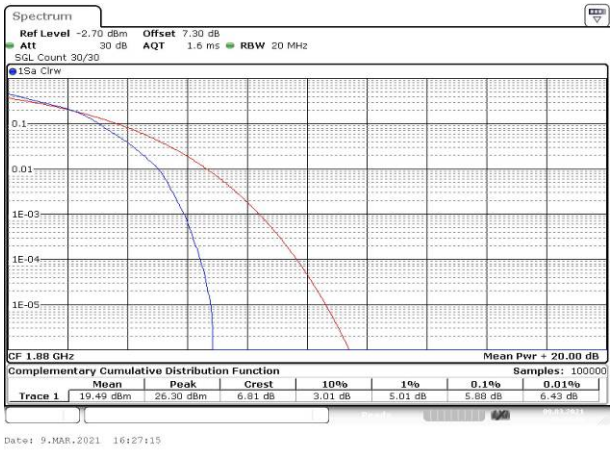

Fig.81

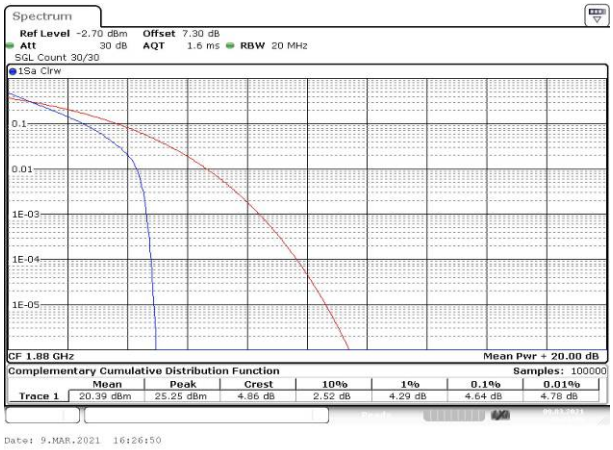

Fig.82

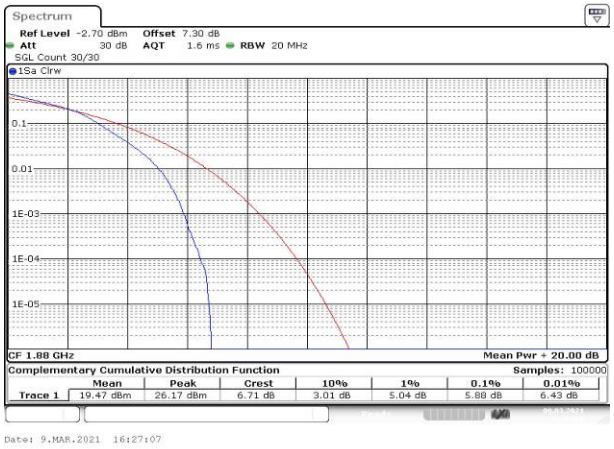

Fig.83

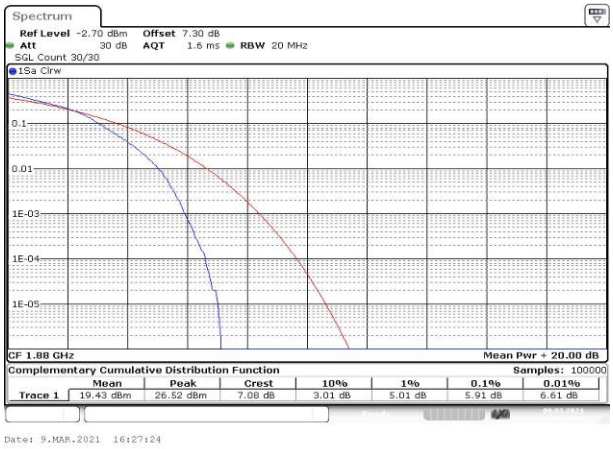

Fig.84

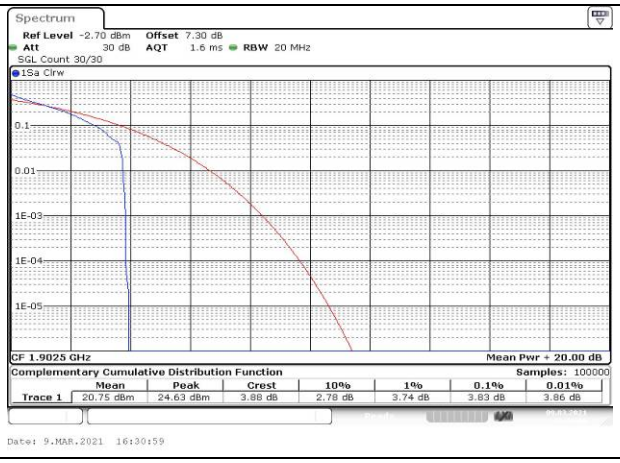

Fig.85

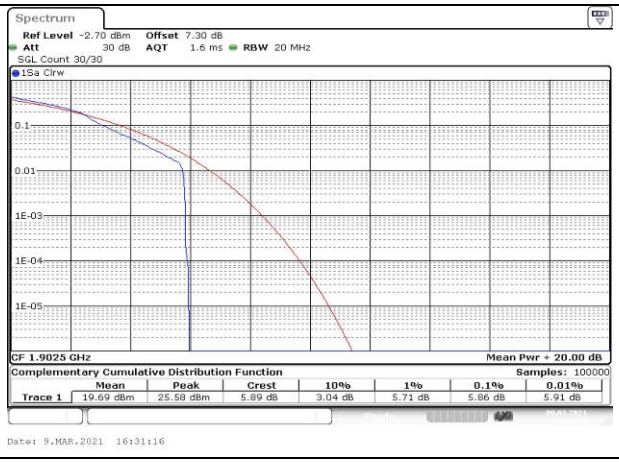

Fig.86

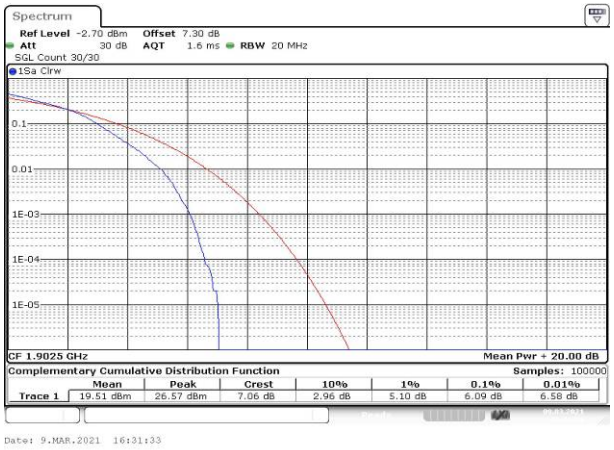

Fig.87

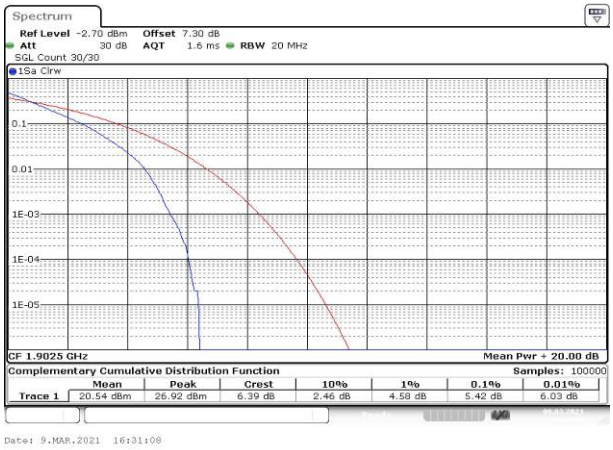

Fig.88

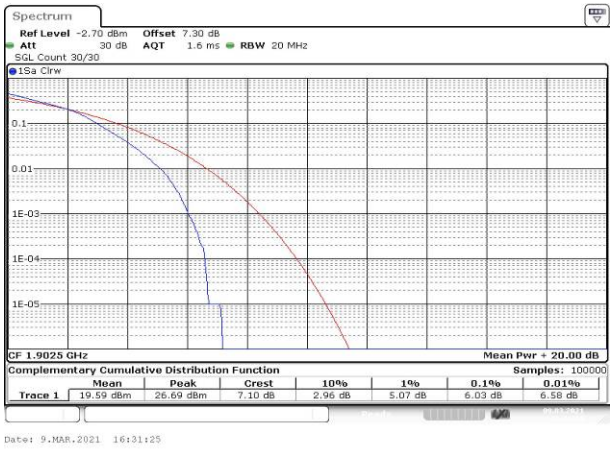

Fig.89

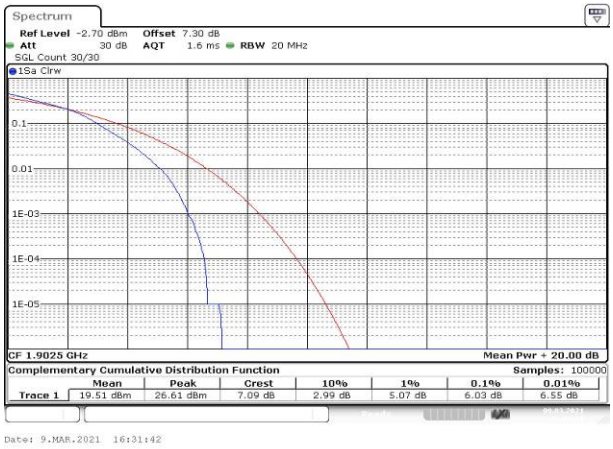

Fig.90

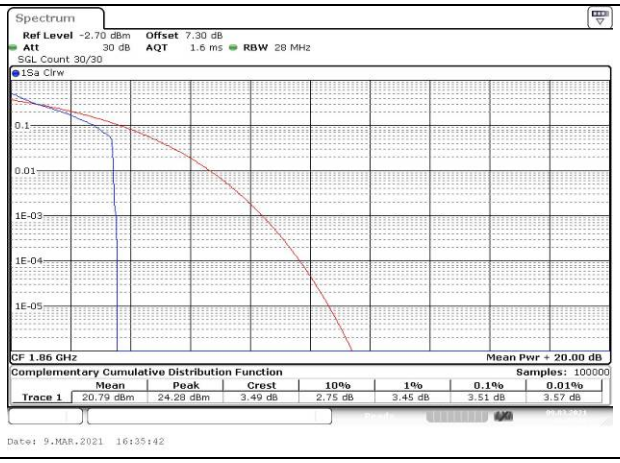

Fig.91

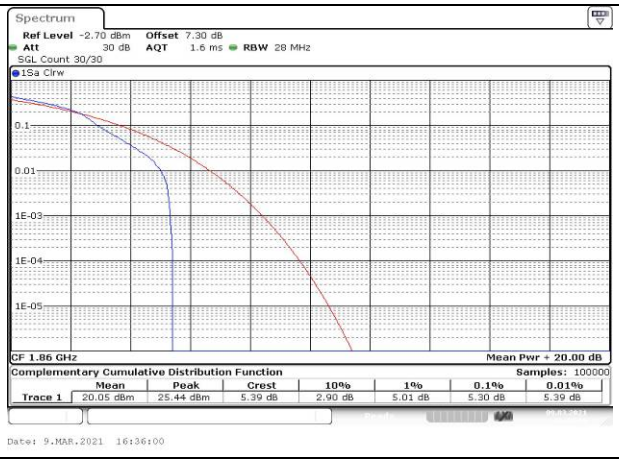

Fig.92

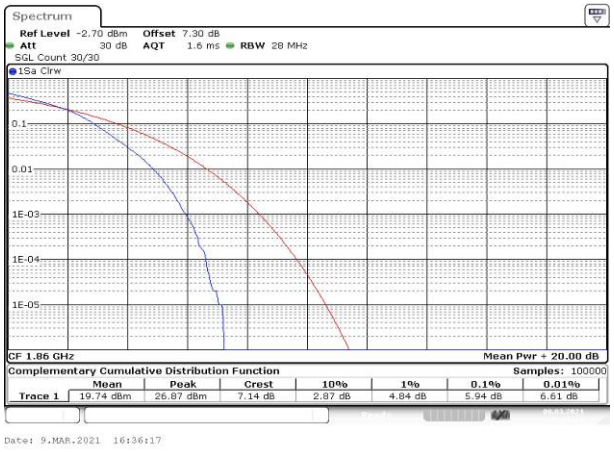

Fig.93

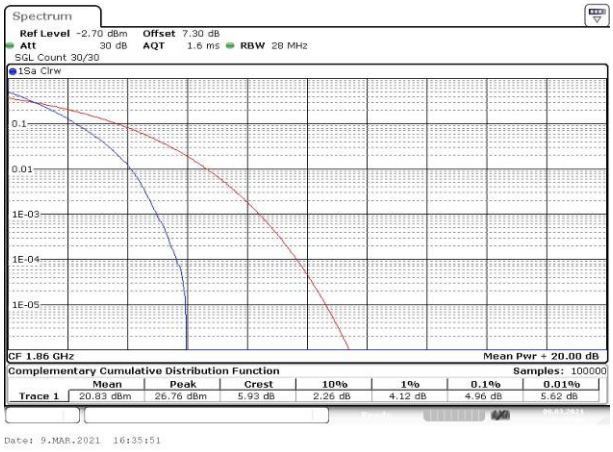

Fig.94

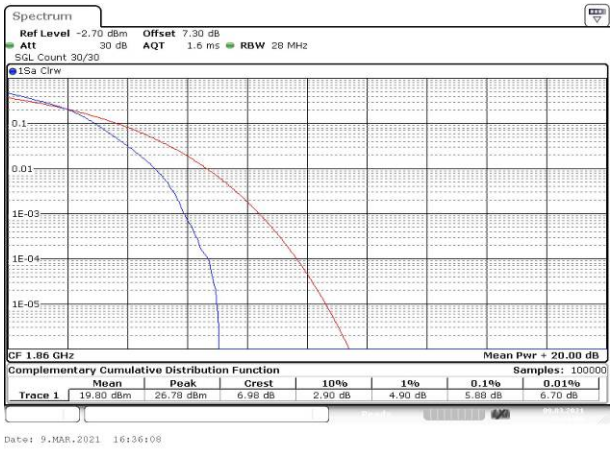

Fig.95

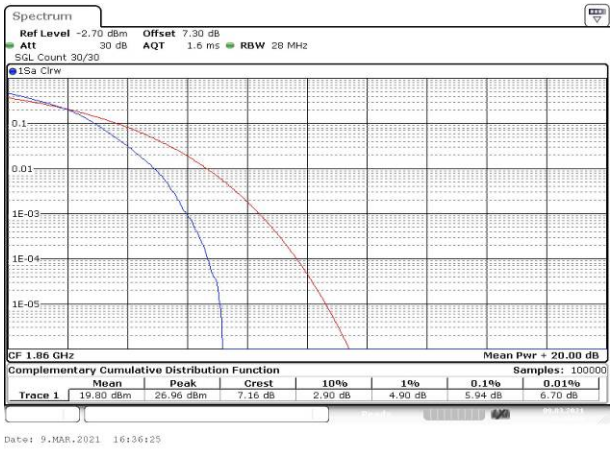

Fig.96

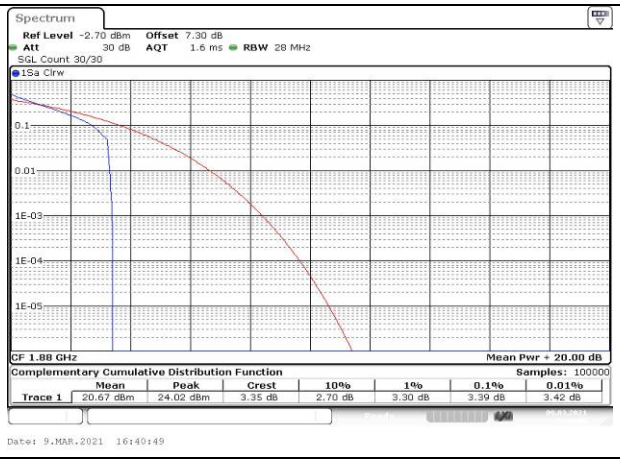

Fig.97

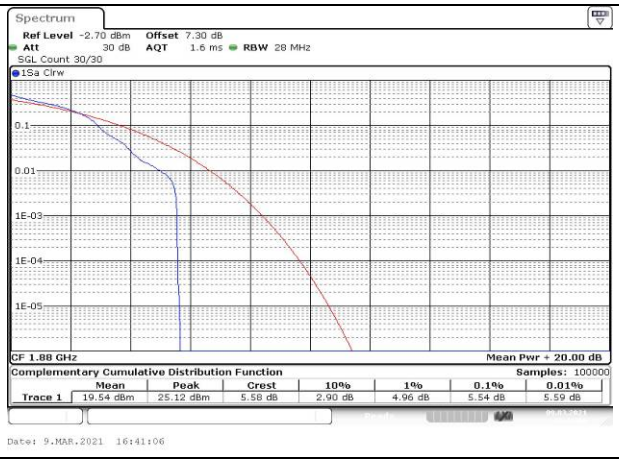

Fig.98

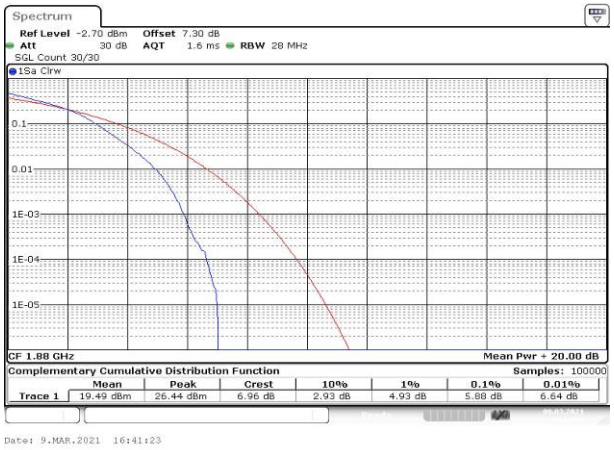

Fig.99

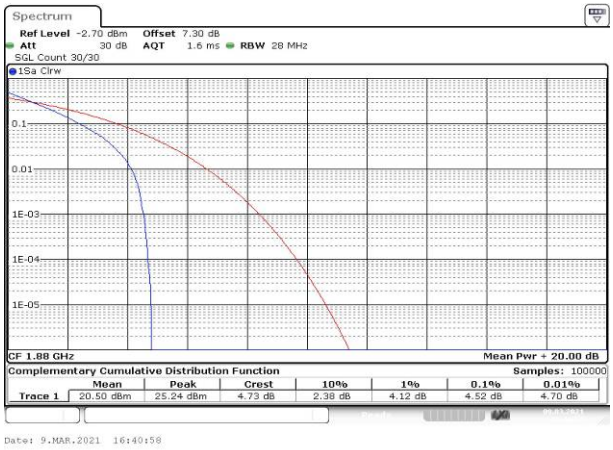

Fig.100

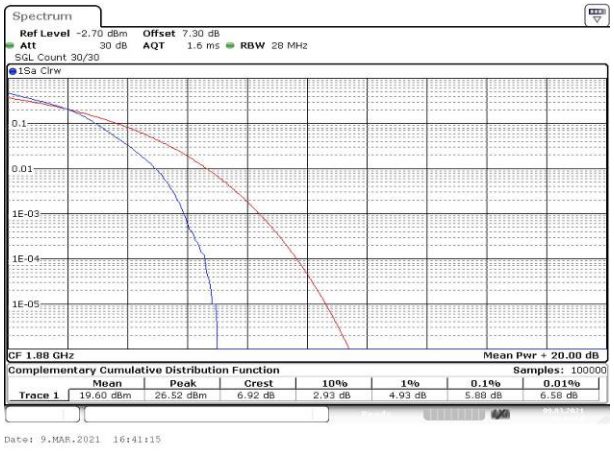

Fig.101

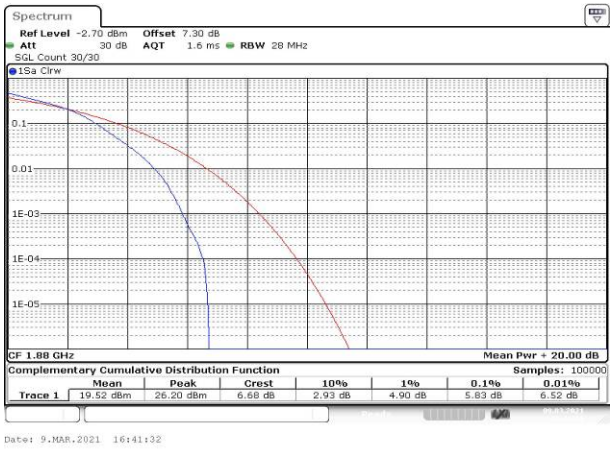

Fig.102

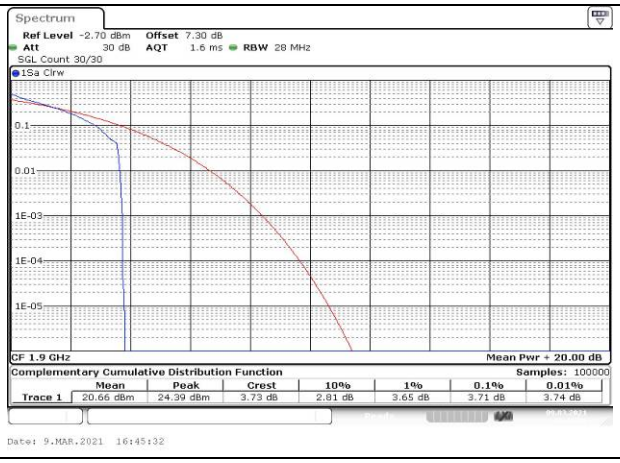

Fig.103

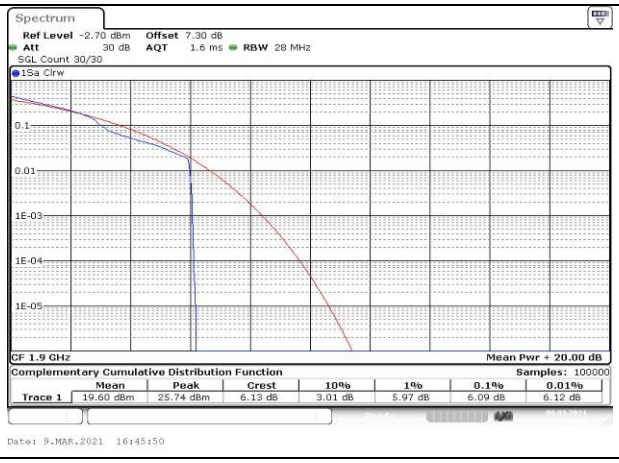

Fig.104

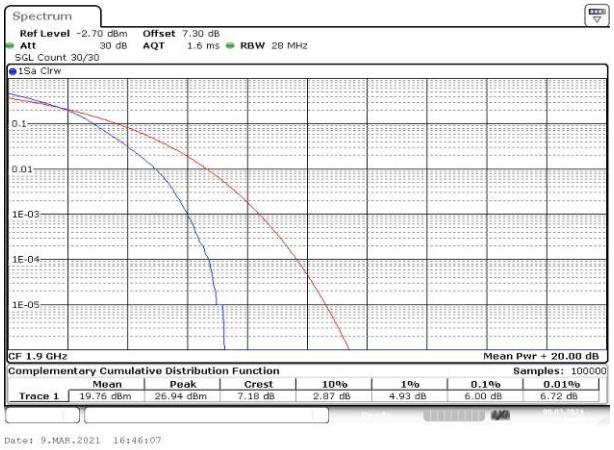

Fig.105

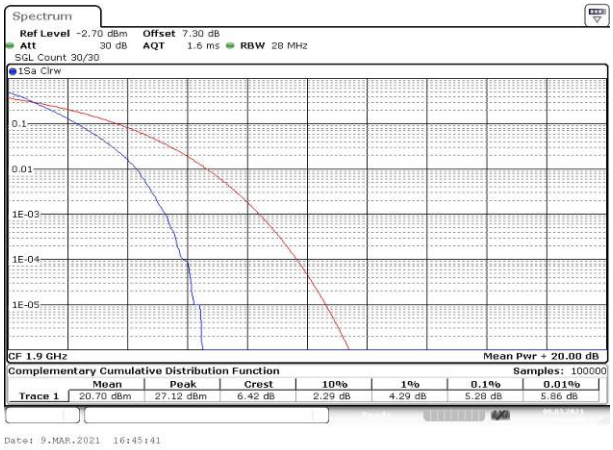

Fig.106

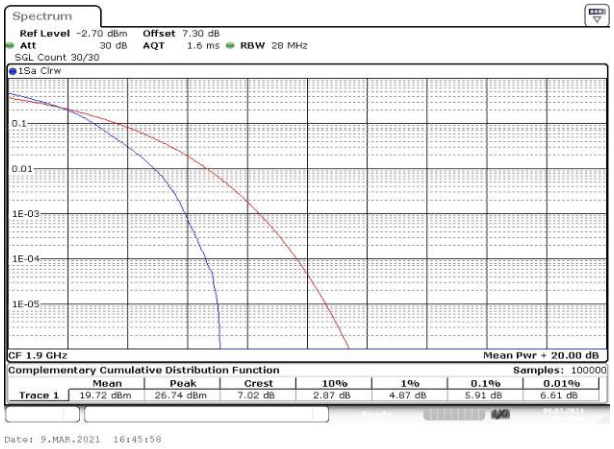

Fig.107

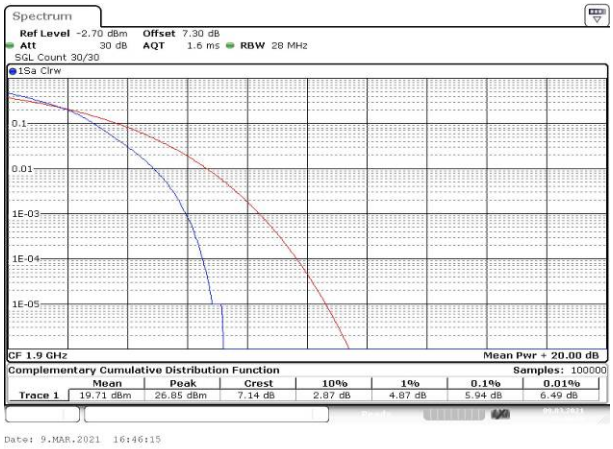

Fig.108

5 Spurious Emissions at antenna terminal

Band	Carrier frequency (MHz)	Channel	BW	RB Size	RB Offset	Conducted Spurious Plot
						QPSK
2	1860	18700	20	1	0	Fig.1
	1880	18900		1	0	Fig.2
	1900	19100		1	0	Fig.3

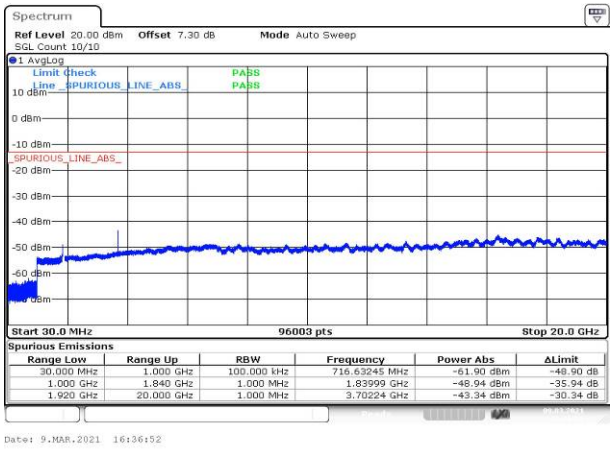

Fig.1

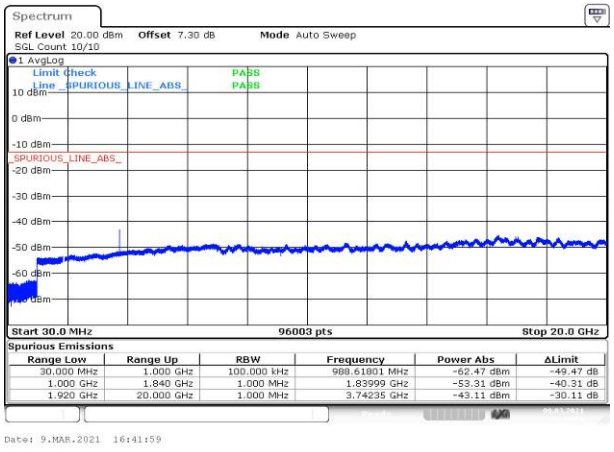

Fig.2

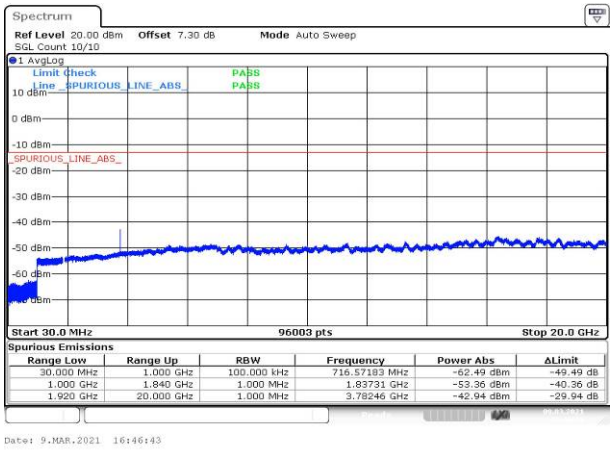

Fig.3

6 Band Edges Compliance

Band	Carrier frequency (MHz)	Channel	BW	RB Size	RB Offset	Band Edges Plot
						QPSK
2	1850.7	18607	1.4	1	0	Fig.1
				6	0	Fig.2
	1909.3	19193		1	5	Fig.3
				6	0	Fig.4
	1851.5	18615	3	1	0	Fig.5
				15	0	Fig.6
	1908.5	19185		1	14	Fig.7
				15	0	Fig.8
	1852.5	18625	5	1	0	Fig.9
				25	0	Fig.10
	1907.5	19175		1	24	Fig.11
				25	0	Fig.12
	1855	18650	10	1	0	Fig.13
				50	0	Fig.14
	1905	19150		1	49	Fig.15
				50	0	Fig.16
	1857.5	18675	15	1	0	Fig.17
				75	0	Fig.18
	1902.5	19125		1	74	Fig.19
				75	0	Fig.20
	1860	18700	20	1	0	Fig.21
				100	0	Fig.22
	1900	19100		1	99	Fig.23
				100	0	Fig.24

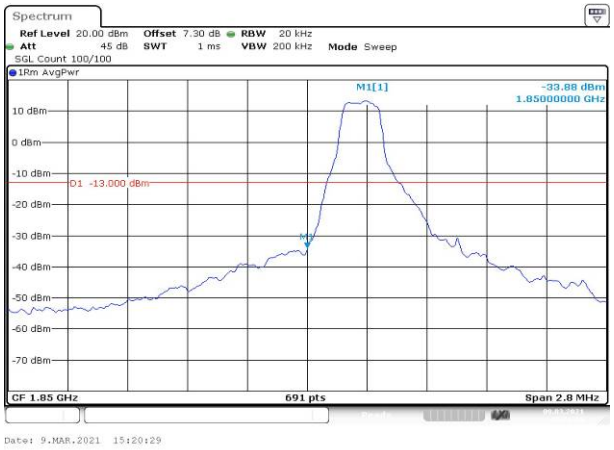

Fig.1

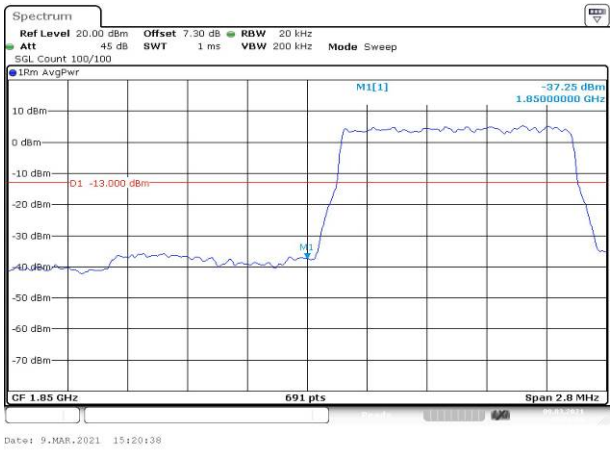

Fig.2

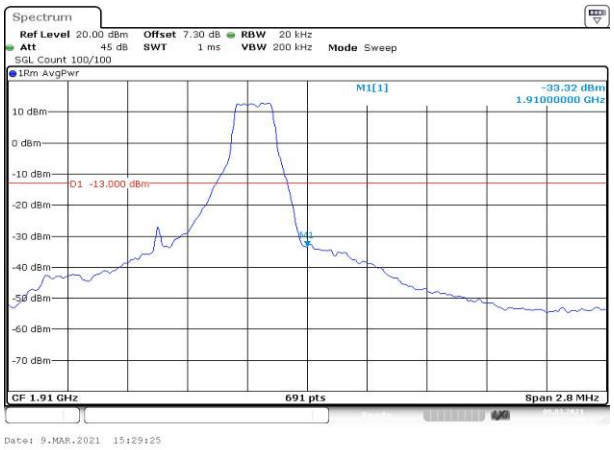

Fig.3

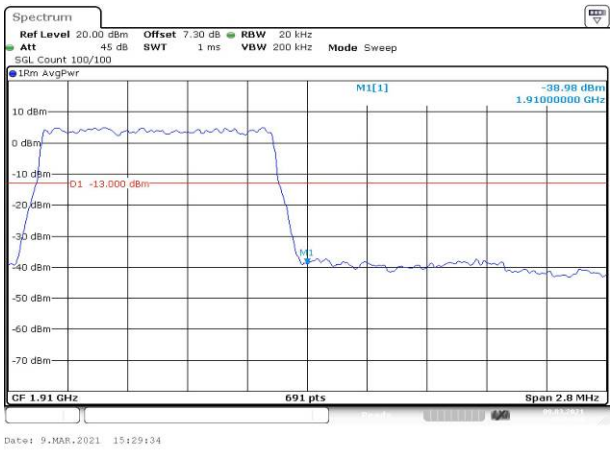

Fig.4

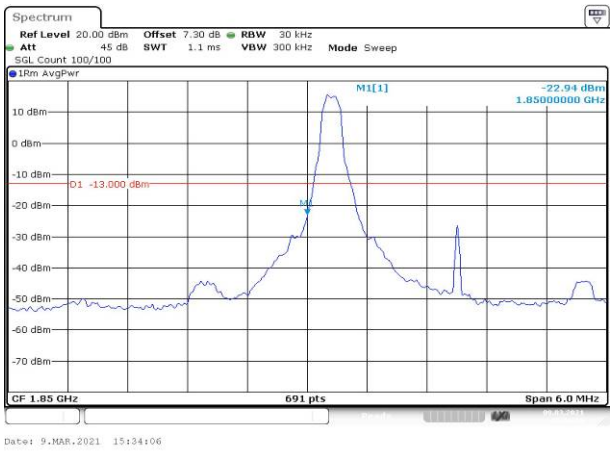

Fig.5

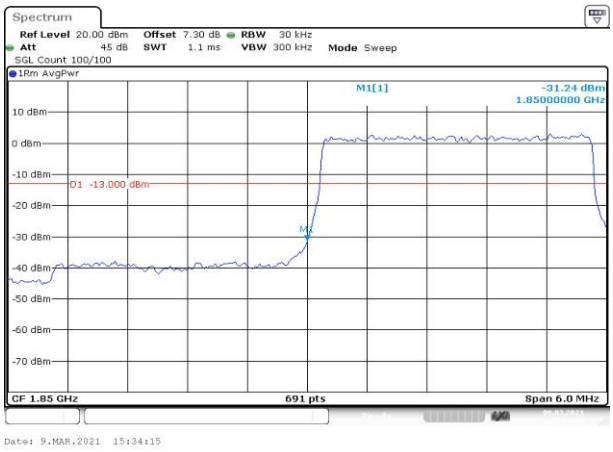

Fig.6

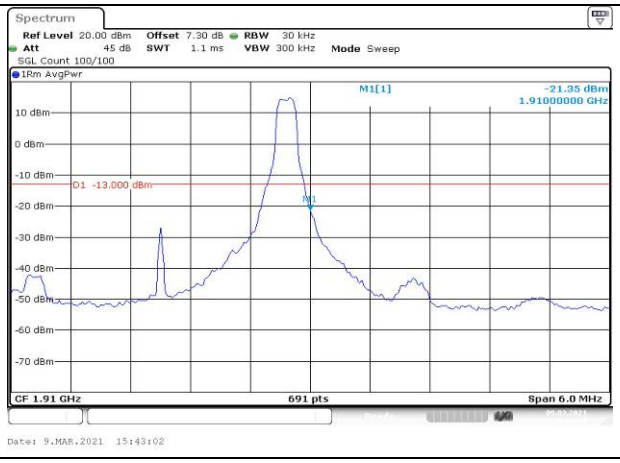

Fig.7

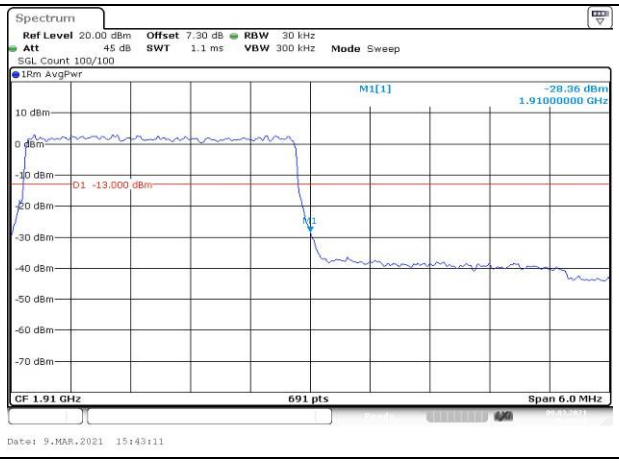

Fig.8

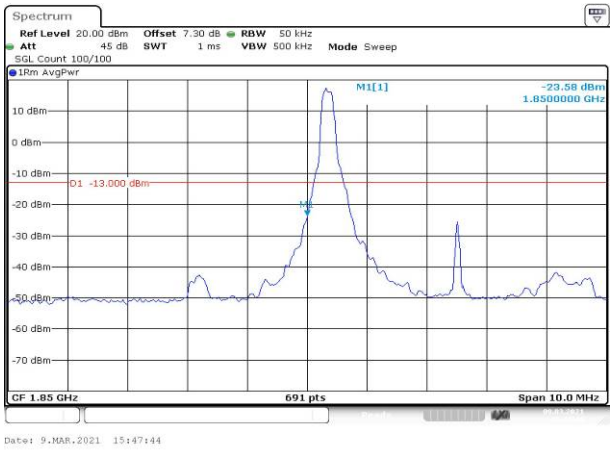

Fig.9

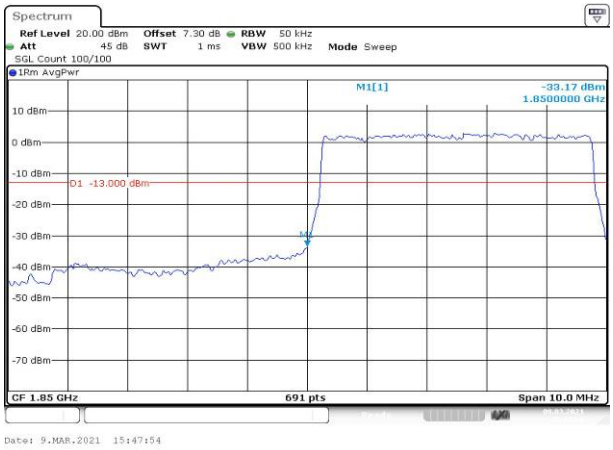

Fig.10

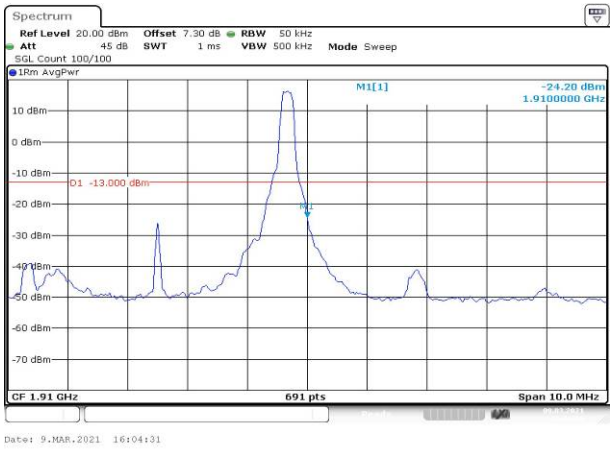

Fig.11

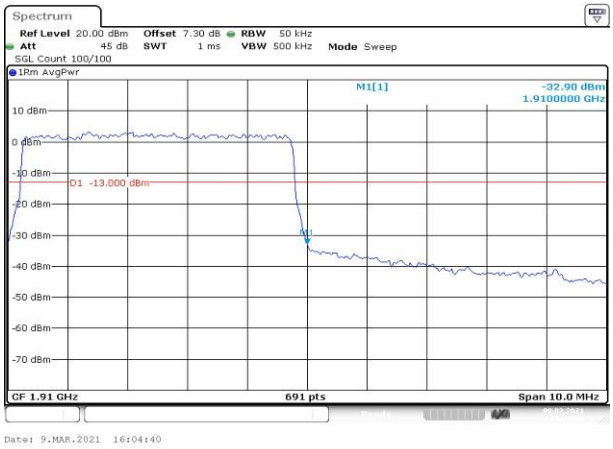

Fig.12

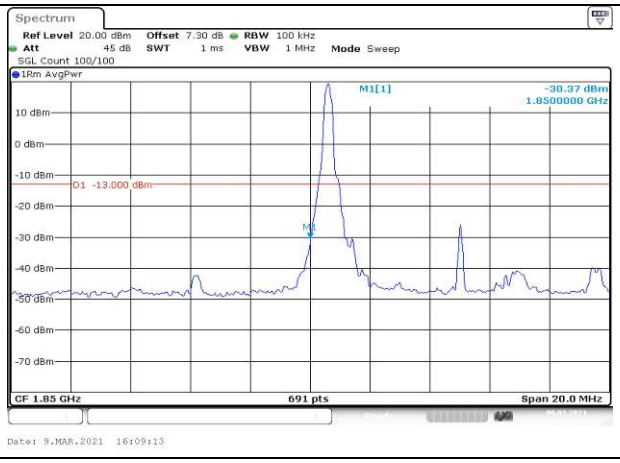

Fig.13

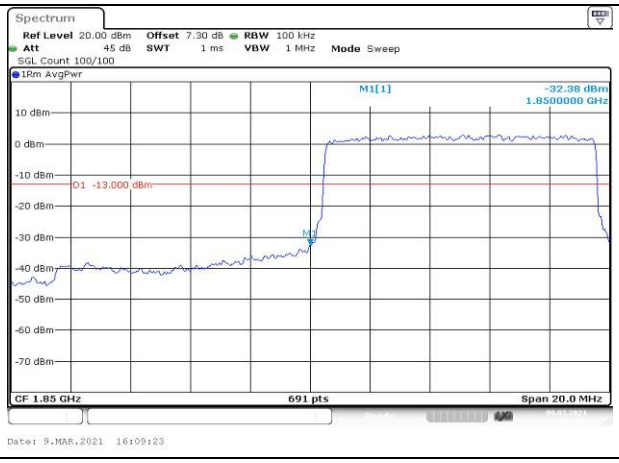

Fig.14

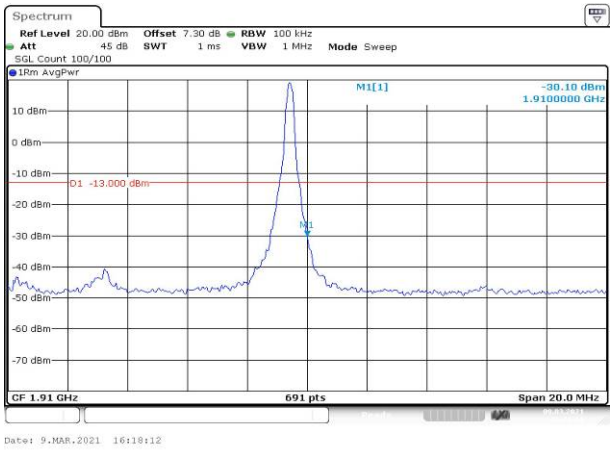

Fig.15

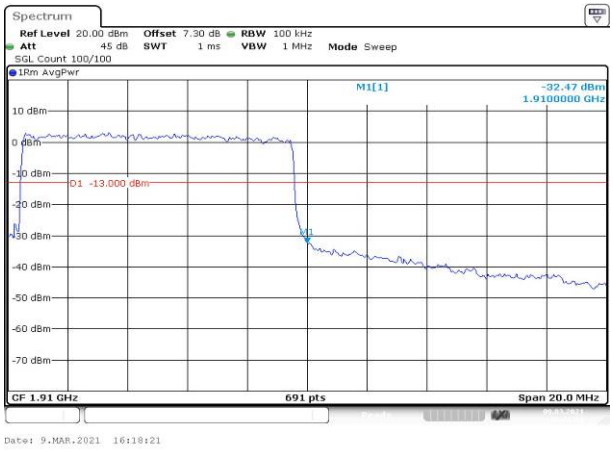

Fig.16

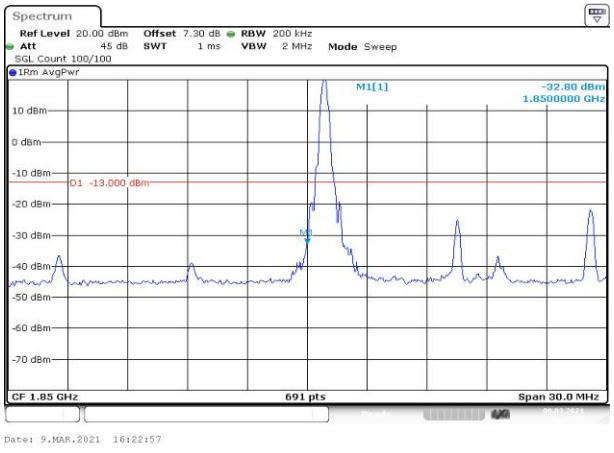

Fig.17

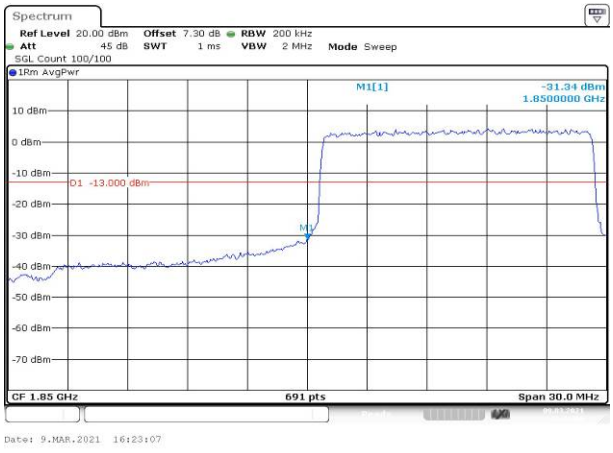

Fig.18

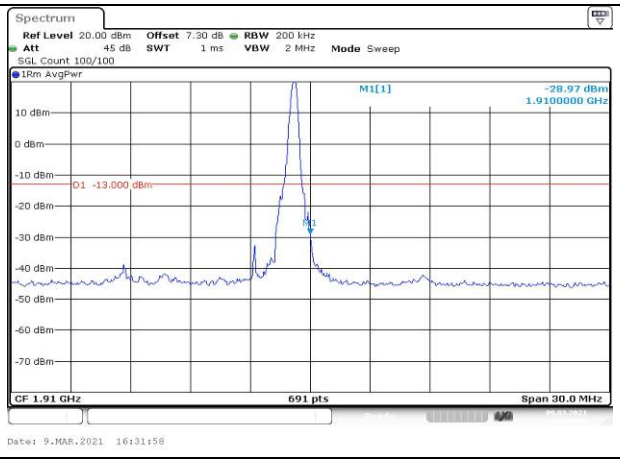

Fig.19

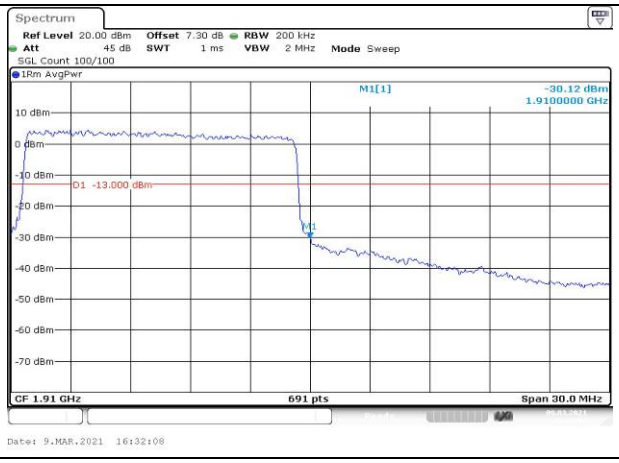

Fig.20

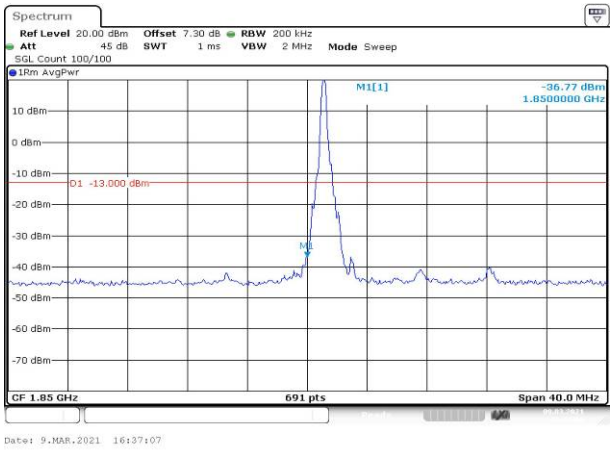

Fig.21

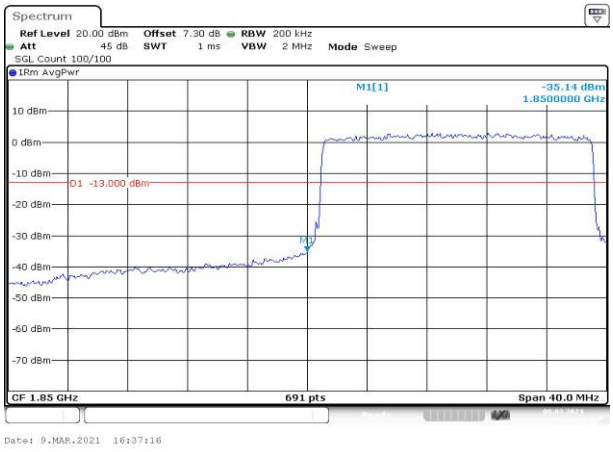

Fig.22

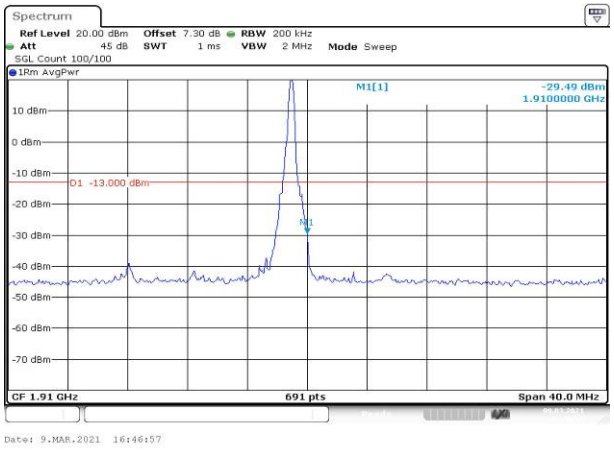

Fig.23

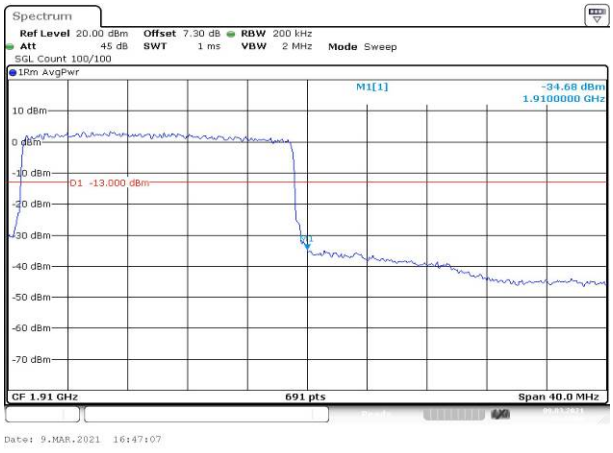

Fig.24

7 Frequency Stability

Temperature(°C)	Voltage	Test Result (ppm) Band2 Low Channel QPSK					
		1.4M	3M	5M	10M	15M	20M
-10	NV	0.002	-0.003	-0.004	-0.002	-0.006	0.006
0	NV	-0.003	0.004	0.000	0.003	0.001	0.001
+10	NV	-0.014	-0.001	-0.002	-0.001	-0.003	0.001
+20	NV	0.000	0.000	0.000	0.000	0.000	0.000
+30	NV	0.005	-0.003	0.002	-0.002	-0.006	0.002
+40	NV	-0.006	-0.002	0.003	-0.003	0.000	0.001
+50	NV	-0.002	-0.003	0.002	-0.004	-0.003	-0.002
+55	NV	-0.007	-0.006	0.005	-0.002	-0.004	-0.001
+20	LV	0.005	0.002	0.003	-0.005	-0.005	0.006
+20	HV	0.006	0.000	0.001	-0.003	0.003	0.002

Temperature(°C)	Voltage	Test Result (ppm) Band2 High Channel QPSK					
		1.4M	3M	5M	10M	15M	20M
-10	NV	0.004	0.001	0.002	-0.002	-0.001	0.005
0	NV	-0.013	0.000	-0.005	-0.001	0.005	0.001
+10	NV	0.007	0.003	0.000	0.003	0.001	0.006
+20	NV	0.000	0.000	0.000	0.000	0.000	0.000
+30	NV	0.004	-0.005	0.000	0.004	0.000	-0.002
+40	NV	0.003	0.000	-0.003	0.000	0.005	0.002
+50	NV	-0.002	-0.001	0.004	-0.002	0.001	0.005
+55	NV	0.008	-0.004	0.002	-0.002	0.003	0.002
+20	LV	-0.007	0.001	-0.003	0.001	0.004	0.002
+20	HV	0.003	-0.003	-0.003	0.003	0.001	0.006

8 Effective Radiated Power and Effective Isotropic Radiated Power

Modulation	Carrier frequency (MHz)	UL Channel	BW	RB Size	RB Offset	Conducted power (dBm)	ERP/ EIRP (dBm)	ERP/ EIRP (W)
QPSK	1850.7	18607	1.4	1	0	22.44	23.54	0.226
				1	3	22.48	23.58	0.228
				1	5	22.45	23.55	0.226
				3	0	22.52	23.62	0.230
				3	1	22.49	23.59	0.229
				3	3	22.48	23.58	0.228
				6	0	21.59	22.69	0.186
	1880	18900		1	0	22.21	23.31	0.214
				1	3	22.23	23.33	0.215
				1	5	22.23	23.33	0.215
				3	0	22.17	23.27	0.212
				3	1	22.16	23.26	0.212
				3	3	22.23	23.33	0.215
				6	0	21.23	22.33	0.171
	1909.3	19193		1	0	22.36	23.46	0.222
				1	3	22.30	23.40	0.219
				1	5	22.33	23.43	0.220
				3	0	22.37	23.47	0.222
				3	1	22.42	23.52	0.225
				3	3	22.35	23.45	0.221
				6	0	21.41	22.51	0.178
16QAM	1850.7	18607		1	0	21.62	22.72	0.187
				1	3	21.62	22.72	0.187
				1	5	21.61	22.71	0.187
				3	0	21.78	22.88	0.194
				3	1	21.85	22.95	0.197
				3	3	21.86	22.96	0.198
				6	0	20.64	21.74	0.149
	1880	18900		1	0	21.29	22.39	0.173
				1	3	21.39	22.49	0.177
				1	5	21.39	22.49	0.177
				3	0	21.15	22.25	0.168
				3	1	21.16	22.26	0.168
				3	3	21.15	22.25	0.168
				6	0	20.26	21.36	0.137
	1909.3	19193		1	0	21.48	22.58	0.181
				1	3	21.50	22.60	0.182
				1	5	21.57	22.67	0.185
				3	0	21.53	22.63	0.183
				3	1	21.49	22.59	0.182
				3	3	21.48	22.58	0.181
				6	0	20.36	21.46	0.140

Modulation	Carrier frequency (MHz)	UL Channel	BW	RB Size	RB Offset	Conducted power (dBm)	ERP/ EIRP (dBm)	ERP/ EIRP (W)
64QAM	1850.7	18607	1.4	1	0	20.60	21.70	0.148
				1	3	20.60	21.70	0.148
				1	5	20.63	21.73	0.149
				3	0	20.56	21.66	0.147
				3	1	20.64	21.74	0.149
				3	3	20.56	21.66	0.147
				6	0	20.60	21.70	0.148
	1880	18900		1	0	20.32	21.42	0.139
				1	3	20.30	21.40	0.138
				1	5	20.26	21.36	0.137
				3	0	20.31	21.41	0.138
				3	1	20.26	21.36	0.137
				3	3	20.30	21.40	0.138
				6	0	20.25	21.35	0.136
	1909.3	19193		1	0	20.33	21.43	0.139
				1	3	20.28	21.38	0.137
				1	5	20.33	21.43	0.139
				3	0	20.39	21.49	0.141
				3	1	20.33	21.43	0.139
				3	3	20.39	21.49	0.141
				6	0	20.32	21.42	0.139

Modulation	Carrier frequency (MHz)	UL Channel	BW	RB Size	RB Offset	Conducted power (dBm)	ERP/ EIRP (dBm)	ERP/ EIRP (W)
QPSK	1851.5	18615	3	1	0	22.52	23.62	0.230
				1	8	22.53	23.63	0.231
				1	14	22.53	23.63	0.231
				8	0	21.60	22.70	0.186
				8	4	21.65	22.75	0.188
				8	7	21.65	22.75	0.188
				15	0	21.61	22.71	0.187
	1880	18900		1	0	22.25	23.35	0.216
				1	8	22.29	23.39	0.218
				1	14	22.29	23.39	0.218
				8	0	21.31	22.41	0.174
				8	4	21.36	22.46	0.176
				8	7	21.35	22.45	0.176
				15	0	21.37	22.47	0.177
	1908.5	19185		1	0	22.43	23.53	0.225
				1	8	22.44	23.54	0.226
				1	14	22.49	23.59	0.229
				8	0	21.46	22.56	0.180
				8	4	21.47	22.57	0.181
				8	7	21.51	22.61	0.182
				15	0	21.46	22.56	0.180
16QAM	1851.5	18615		1	0	22.25	23.35	0.216
				1	8	22.18	23.28	0.213
				1	14	22.27	23.37	0.217
				8	0	20.83	21.93	0.156
				8	4	20.78	21.88	0.154
				8	7	20.79	21.89	0.155
				15	0	20.72	21.82	0.152
	1880	18900		1	0	21.52	22.62	0.183
				1	8	21.53	22.63	0.183
				1	14	21.41	22.51	0.178
				8	0	20.28	21.38	0.137
				8	4	20.31	21.41	0.138
				8	7	20.36	21.46	0.140
				15	0	20.34	21.44	0.139
	1908.5	19185		1	0	21.63	22.73	0.187
				1	8	21.59	22.69	0.186
				1	14	21.69	22.79	0.190
				8	0	20.54	21.64	0.146
				8	4	20.53	21.63	0.146
				8	7	20.54	21.64	0.146
				15	0	20.58	21.68	0.147

Modulation	Carrier frequency (MHz)	UL Channel	BW	RB Size	RB Offset	Conducted power (dBm)	ERP/ EIRP (dBm)	ERP/ EIRP (W)
64QAM	1851.5	18615	3	1	0	20.72	21.82	0.152
				1	8	20.72	21.82	0.152
				1	14	20.72	21.82	0.152
				8	0	20.71	21.81	0.152
				8	4	20.71	21.81	0.152
				8	7	20.72	21.82	0.152
				15	0	20.72	21.82	0.152
	1880	18900		1	0	20.34	21.44	0.139
				1	8	20.34	21.44	0.139
				1	14	20.26	21.36	0.137
				8	0	20.26	21.36	0.137
				8	4	20.27	21.37	0.137
				8	7	20.28	21.38	0.137
				15	0	20.34	21.44	0.139
	1908.5	19185		1	0	20.72	21.82	0.152
				1	8	20.57	21.67	0.147
				1	14	20.62	21.72	0.149
				8	0	20.57	21.67	0.147
				8	4	20.57	21.67	0.147
				8	7	20.57	21.67	0.147
				15	0	20.57	21.67	0.147

Modulation	Carrier frequency (MHz)	UL Channel	BW	RB Size	RB Offset	Conducted power (dBm)	ERP/ EIRP (dBm)	ERP/ EIRP (W)
QPSK	1852.5	18625	5	1	0	22.57	23.67	0.233
				1	12	22.58	23.68	0.233
				1	24	22.51	23.61	0.230
				12	0	21.69	22.79	0.190
				12	7	21.65	22.75	0.188
				12	13	21.65	22.75	0.188
				25	0	21.66	22.76	0.189
	1880	18900		1	0	22.18	23.28	0.213
				1	12	22.33	23.43	0.220
				1	24	22.32	23.42	0.220
				12	0	21.25	22.35	0.172
				12	7	21.37	22.47	0.177
				12	13	21.37	22.47	0.177
				25	0	21.39	22.49	0.177
	1907.5	19175		1	0	22.36	23.46	0.222
				1	12	22.48	23.58	0.228
				1	24	22.41	23.51	0.224
				12	0	21.43	22.53	0.179
				12	7	21.44	22.54	0.179
				12	13	21.47	22.57	0.181
				25	0	21.45	22.55	0.180
16QAM	1852.5	18625		1	0	21.79	22.89	0.195
				1	12	21.82	22.92	0.196
				1	24	21.74	22.84	0.192
				12	0	20.88	21.98	0.158
				12	7	20.84	21.94	0.156
				12	13	20.86	21.96	0.157
				25	0	20.90	22.00	0.158
	1880	18900		1	0	21.40	22.50	0.178
				1	12	21.55	22.65	0.184
				1	24	21.49	22.59	0.182
				12	0	20.42	21.52	0.142
				12	7	20.56	21.66	0.147
				12	13	20.55	21.65	0.146
				25	0	20.60	21.70	0.148
	1907.5	19175		1	0	21.57	22.67	0.185
				1	12	21.73	22.83	0.192
				1	24	21.59	22.69	0.186
				12	0	20.65	21.75	0.150
				12	7	20.64	21.74	0.149
				12	13	20.73	21.83	0.152
				25	0	20.67	21.77	0.150

Modulation	Carrier frequency (MHz)	UL Channel	BW	RB Size	RB Offset	Conducted power (dBm)	ERP/ EIRP (dBm)	ERP/ EIRP (W)
64QAM	1852.5	18625	5	1	0	20.75	21.85	0.153
				1	12	20.73	21.83	0.152
				1	24	20.73	21.83	0.152
				12	0	20.73	21.83	0.152
				12	7	20.73	21.83	0.152
				12	13	20.72	21.82	0.152
				25	0	20.74	21.84	0.153
	1880	18900		1	0	20.37	21.47	0.140
				1	12	20.43	21.53	0.142
				1	24	20.42	21.52	0.142
				12	0	20.33	21.43	0.139
				12	7	20.37	21.47	0.140
				12	13	20.39	21.49	0.141
				25	0	20.33	21.43	0.139
	1907.5	19175		1	0	22.36	23.46	0.222
				1	12	22.50	23.60	0.229
				1	24	22.48	23.58	0.228
				12	0	22.39	23.49	0.223
				12	7	22.55	23.65	0.232
				12	13	22.54	23.64	0.231
				25	0	22.46	23.56	0.227

Modulation	Carrier frequency (MHz)	UL Channel	BW	RB Size	RB Offset	Conducted power (dBm)	ERP/ EIRP (dBm)	ERP/ EIRP (W)
QPSK	1855	18650	10	1	0	22.54	23.64	0.231
				1	25	22.44	23.54	0.226
				1	49	22.34	23.44	0.221
				25	0	21.59	22.69	0.186
				25	12	21.60	22.70	0.186
				25	25	21.57	22.67	0.185
				50	0	21.70	22.80	0.191
	1880	18900		1	0	22.23	23.33	0.215
				1	25	22.31	23.41	0.219
				1	49	22.31	23.41	0.219
				25	0	21.24	22.34	0.171
				25	12	21.38	22.48	0.177
				25	25	21.38	22.48	0.177
				50	0	21.36	22.46	0.176
	1905	19150		1	0	22.33	23.43	0.220
				1	25	22.47	23.57	0.228
				1	49	22.53	23.63	0.231
				25	0	21.45	22.55	0.180
				25	12	21.53	22.63	0.183
				25	25	21.50	22.60	0.182
				50	0	21.39	22.49	0.177
16QAM	1855	18650		1	0	22.17	23.27	0.212
				1	25	22.02	23.12	0.205
				1	49	21.95	23.05	0.202
				25	0	20.75	21.85	0.153
				25	12	20.63	21.73	0.149
				25	25	20.68	21.78	0.151
				50	0	20.62	21.72	0.149
	1880	18900		1	0	21.61	22.71	0.187
				1	25	21.35	22.45	0.176
				1	49	21.56	22.66	0.185
				25	0	20.27	21.37	0.137
				25	12	20.43	21.53	0.142
				25	25	20.37	21.47	0.140
				50	0	20.36	21.46	0.140
	1905	19150		1	0	21.51	22.61	0.182
				1	25	21.61	22.71	0.187
				1	49	21.61	22.71	0.187
				25	0	20.51	21.61	0.145
				25	12	20.63	21.73	0.149
				25	25	20.71	21.81	0.152
				50	0	20.49	21.59	0.144