Test Laboratory: Sporton International Inc. SAR/HAC Testing Lab Date: 2019.7.20

**System Check_Head_1750MHz**

**DUT: D1750V2 - SN:1090**

Communication System: UID 0, CW; Frequency: 1750 MHz;Duty Cycle: 1:1
Medium: HSL_1750 Medium parameters used: f = 1750 MHz; $\sigma$ = 1.345 S/m; $\varepsilon_r$ = 41.143; $\rho$ = 1000 kg/m$^3$
Ambient Temperature：23.2 ℃； Liquid Temperature：22.7 ℃

DASY5 Configuration:
- Probe: ES3DV3-SN3279; ConvF(5.59, 5.59, 5.59); Calibrated: 2019.3.4
- Sensor-Surface: 3mm (Mechanical Surface Detection)
- Electronics: DAE4 Sn1210; Calibrated: 2019.1.25
- Phantom: SAM1; Type: SAM; Serial: TP-1842
- Measurement SW: DASY52, Version 52.8 (8); SEMCAD X Version 14.6.10 (7372)

**Pin=250mW/Area Scan (61x61x1):** Interpolated grid: dx=1.500 mm, dy=1.500 mm
Maximum value of SAR (interpolated) = 12.6 W/kg

**Pin=250mW/Zoom Scan (5x5x7)/Cube 0:** Measurement grid: dx=8mm, dy=8mm, dz=5mm
Reference Value = 83.30 V/m; Power Drift = -0.05 dB
Peak SAR (extrapolated) = 15.3 W/kg
**SAR(1 g) = 8.82 W/kg; SAR(10 g) = 4.81 W/kg**
Maximum value of SAR (measured) = 12.2 W/kg

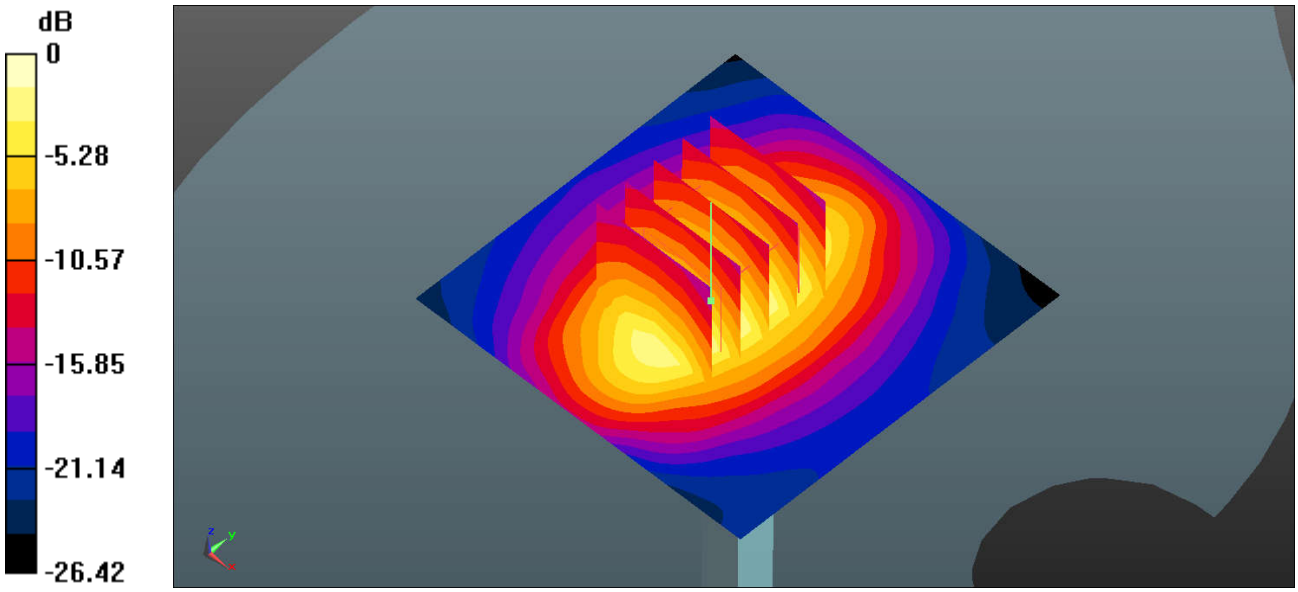


0 dB = 12.2 W/kg = 10.86 dBW/kg

Test Laboratory: Sporton International Inc. SAR/HAC Testing Lab Date: 2019.7.10

**System Check_Head_1900MHz**

**DUT: D1900V2 - SN:5d170**

Communication System: UID 0, CW (0); Frequency: 1900 MHz;Duty Cycle: 1:1
Medium: HSL_1900 Medium parameters used: f = 1900 MHz; $\sigma$ = 1.424 S/m; $\varepsilon_r$ = 39.918; $\rho$ = 1000 kg/m$^3$
Ambient Temperature：23.3 ℃； Liquid Temperature：22.6 ℃

DASY5 Configuration:
- Probe: ES3DV3-SN3279; ConvF(5.35, 5.35, 5.35); Calibrated: 2019.3.4
- Sensor-Surface: 3mm (Mechanical Surface Detection)
- Electronics: DAE4 Sn1210; Calibrated: 2019.1.25
- Phantom: SAM1; Type: SAM; Serial: TP-1842
- Measurement SW: DASY52, Version 52.8 (8); SEMCAD X Version 14.6.10 (7372)

**Pin=250mW/Area Scan (61x61x1):** Interpolated grid: dx=1.500 mm, dy=1.500 mm
Maximum value of SAR (interpolated) = 14.4 W/kg

**Pin=250mW/Zoom Scan (5x5x7)/Cube 0:** Measurement grid: dx=8mm, dy=8mm, dz=5mm
Reference Value = 99.16 V/m; Power Drift = 0.06 dB
Peak SAR (extrapolated) = 18.1 W/kg
**SAR(1 g) = 10.2 W/kg; SAR(10 g) = 5.44 W/kg**
Maximum value of SAR (measured) = 14.1 W/kg

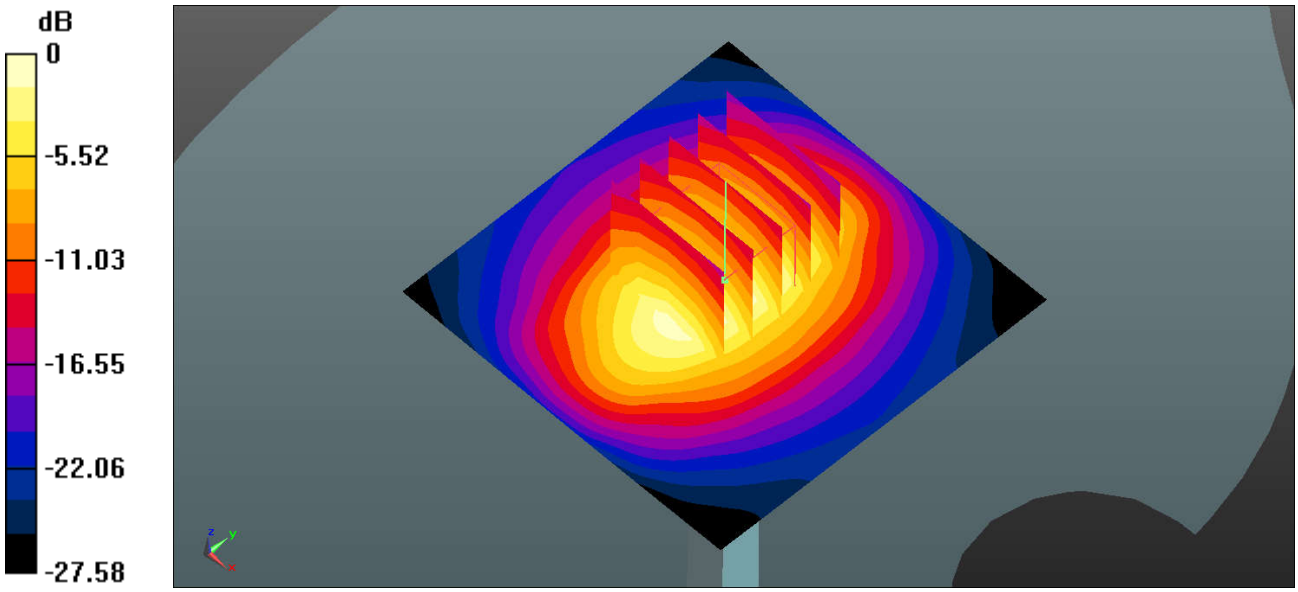


0 dB = 14.1 W/kg = 11.49 dBW/kg

Test Laboratory: Sporton International Inc. SAR/HAC Testing Lab Date: 2019.7.12

**System Check_Head_2300MHz**

**DUT: D2300V2 - SN:1055**

Communication System: UID 0, CW (0); Frequency: 2300 MHz;Duty Cycle: 1:1
Medium: HSL_2300 Medium parameters used: f = 2300 MHz; $\sigma$ = 1.672 S/m; $\varepsilon_r$ = 39.405; $\rho$ = 1000 kg/m$^3$
Ambient Temperature：23.3 ℃； Liquid Temperature：22.8 ℃

DASY5 Configuration:
- Probe: ES3DV3-SN3279; ConvF(5.02, 5.02, 5.02); Calibrated: 2019.3.4
- Sensor-Surface: 3mm (Mechanical Surface Detection)
- Electronics: DAE4 Sn1210; Calibrated: 2019.1.25
- Phantom: SAM1; Type: SAM; Serial: TP-1842
- Measurement SW: DASY52, Version 52.8 (8); SEMCAD X Version 14.6.10 (7372)

**Pin=250mW/Area Scan (71x71x1):** Interpolated grid: dx=1.200 mm, dy=1.200 mm
Maximum value of SAR (interpolated) = 18.6 W/kg

**Pin=250mW/Zoom Scan (7x7x7)/Cube 0:** Measurement grid: dx=5mm, dy=5mm, dz=5mm
Reference Value = 108.55 V/m; Power Drift = -0.10 dB
Peak SAR (extrapolated) = 23.6 W/kg
**SAR(1 g) = 12.1 W/kg; SAR(10 g) = 5.9 W/kg**
Maximum value of SAR (measured) = 18.0 W/kg

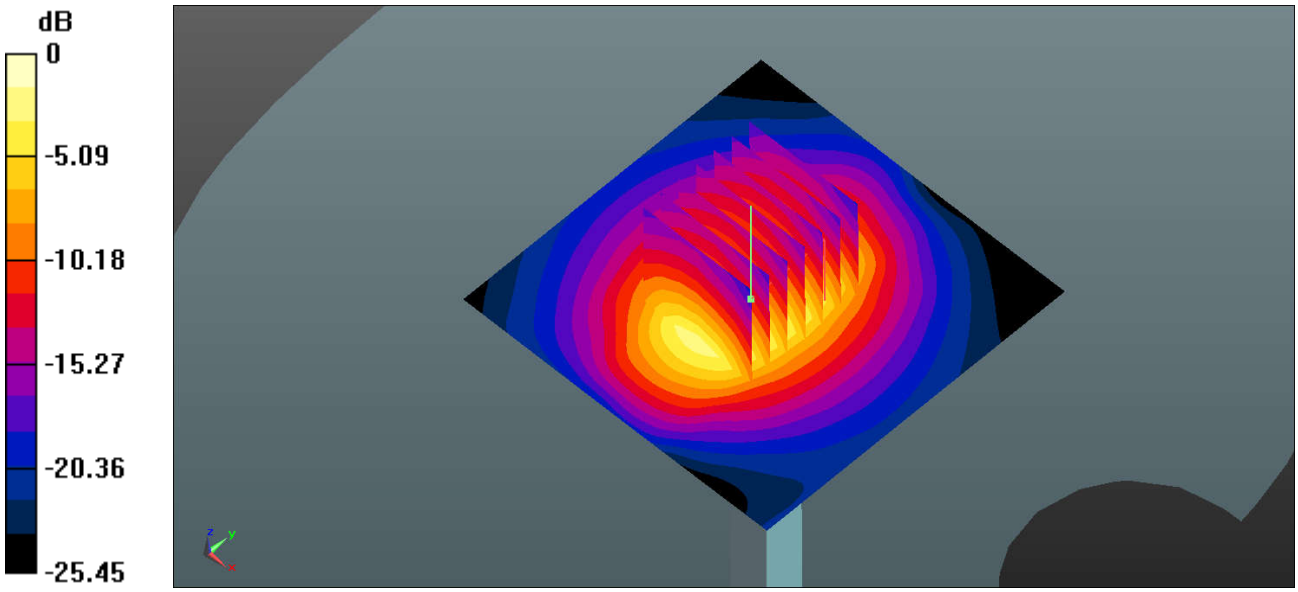


0 dB = 18.0 W/kg = 12.55 dBW/kg

Test Laboratory: Sporton International Inc. SAR/HAC Testing Lab Date: 2019.7.13

**System Check_Head_2450MHz**

**DUT: D2450V2 - SN:908**

Communication System: UID 0, CW (0); Frequency: 2450 MHz;Duty Cycle: 1:1
Medium: HSL_2450 Medium parameters used: f = 2450 MHz; $\sigma$ = 1.859 S/m; $\varepsilon_r$ = 38.884; $\rho$ = 1000 kg/m$^3$
Ambient Temperature：23.2 ℃； Liquid Temperature：22.5 ℃

DASY5 Configuration:
- Probe: ES3DV3-SN3279; ConvF(4.77, 4.77, 4.77); Calibrated: 2019.3.4
- Sensor-Surface: 3mm (Mechanical Surface Detection)
- Electronics: DAE4 Sn1210; Calibrated: 2019.1.25
- Phantom: SAM1; Type: SAM; Serial: TP-1842
- Measurement SW: DASY52, Version 52.8 (8); SEMCAD X Version 14.6.10 (7372)

**Pin=250mW/Area Scan (71x71x1):** Interpolated grid: dx=1.200 mm, dy=1.200 mm
Maximum value of SAR (interpolated) = 20.1 W/kg

**Pin=250mW/Zoom Scan (7x7x7)/Cube 0:** Measurement grid: dx=5mm, dy=5mm, dz=5mm
Reference Value = 114.94 V/m; Power Drift = -0.06 dB
Peak SAR (extrapolated) = 26.2 W/kg
**SAR(1 g) = 13.3 W/kg; SAR(10 g) = 6.18 W/kg**
Maximum value of SAR (measured) = 20.0 W/kg

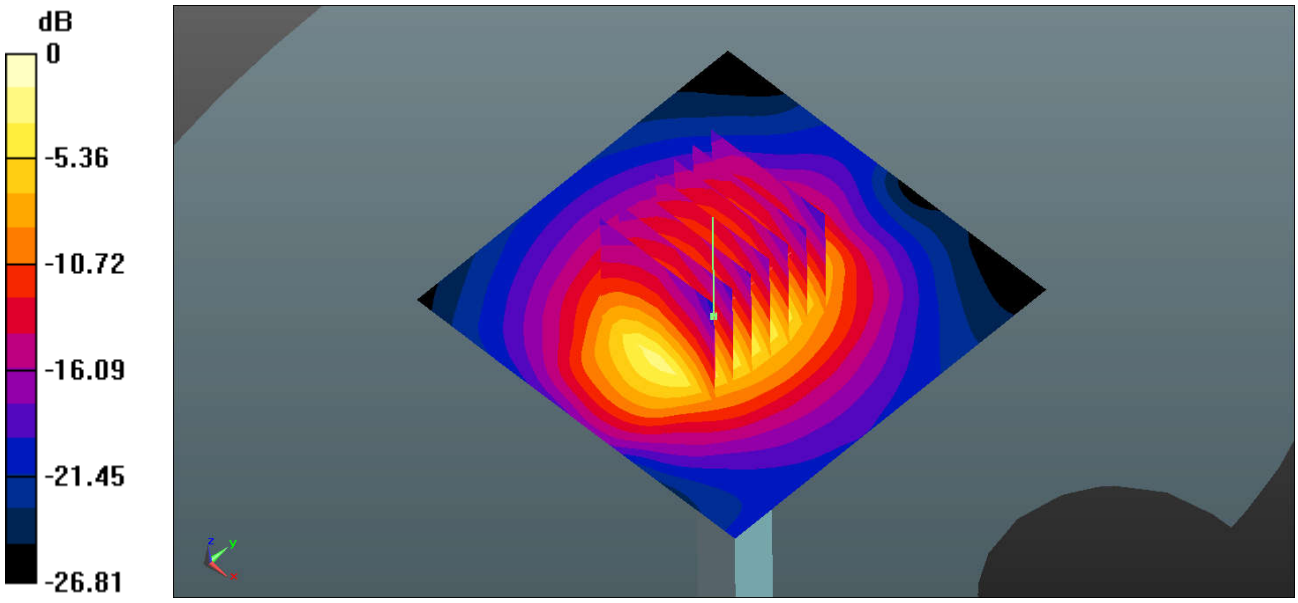


0 dB = 20.0 W/kg = 13.01 dBW/kg

Test Laboratory: Sporton International Inc. SAR/HAC Testing Lab Date: 2019.7.16

**System Check_Head_2600MHz**

**DUT: D2600V2 - SN:1061**

Communication System: UID 0, CW; Frequency: 2600 MHz;Duty Cycle: 1:1
Medium: HSL_2600 Medium parameters used: f = 2600 MHz; $\sigma$ = 2.04 S/m; $\varepsilon_r$ = 37.884; $\rho$ = 1000 kg/m$^3$
Ambient Temperature：23.3 ℃； Liquid Temperature：22.8 ℃

DASY5 Configuration:
- Probe: ES3DV3-SN3279; ConvF(4.58, 4.58, 4.58); Calibrated: 2019.3.4
- Sensor-Surface: 3mm (Mechanical Surface Detection)
- Electronics: DAE4 Sn1210; Calibrated: 2019.1.25
- Phantom: SAM1; Type: SAM; Serial: TP-1842
- Measurement SW: DASY52, Version 52.8 (8); SEMCAD X Version 14.6.10 (7372)

**Pin=250mW/Area Scan (71x71x1):** Interpolated grid: dx=1.200 mm, dy=1.200 mm
Maximum value of SAR (interpolated) = 23.2 W/kg

**Pin=250mW/Zoom Scan (7x7x7)/Cube 0:** Measurement grid: dx=5mm, dy=5mm, dz=5mm
Reference Value = 117.60 V/m; Power Drift = 0.15 dB
Peak SAR (extrapolated) = 34.3 W/kg
**SAR(1 g) = 14.1 W/kg; SAR(10 g) = 6.31 W/kg**
Maximum value of SAR (measured) = 23.2 W/kg

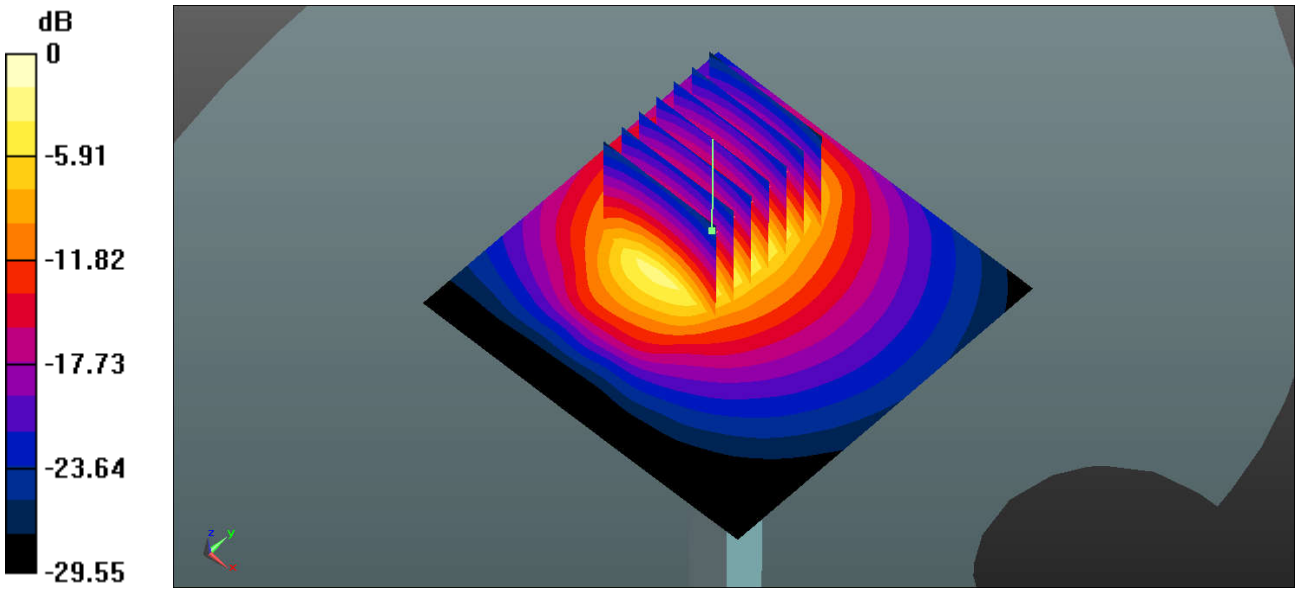


0 dB = 23.2 W/kg = 13.65 dBW/kg

Test Laboratory: Sporton International Inc. SAR/HAC Testing Lab Date: 2019.7.29

**System Check_Head_5250MHz**

**DUT: D5GHzV2-SN:1006**

Communication System: UID 0, CW (0); Frequency: 5250 MHz;Duty Cycle: 1:1
Medium: HSL_5000 Medium parameters used: f = 5250 MHz; $\sigma$ = 4.631 S/m; $\varepsilon_r$ = 36.749; $\rho$ = 1000 kg/m$^3$
Ambient Temperature：23.2 ℃； Liquid Temperature：22.7 ℃

DASY5 Configuration:
- Probe: EX3DV4 - SN3954; ConvF(4.98, 4.98, 4.98); Calibrated: 2019.4.25
- Sensor-Surface: 1.4mm (Mechanical Surface Detection)
- Electronics: DAE4 Sn1210; Calibrated: 2019.1.25
- Phantom: SAM2; Type: SAM; Serial: TP-1697
- Measurement SW: DASY52, Version 52.8 (8); SEMCAD X Version 14.6.10 (7372)

**Pin=100mW/Area Scan (91x91x1):** Interpolated grid: dx=1.000 mm, dy=1.000 mm
Maximum value of SAR (interpolated) = 15.3 W/kg

**Pin=100mW/Zoom Scan (8x8x7)/Cube 0:** Measurement grid: dx=4mm, dy=4mm, dz=1.4mm
Reference Value = 38.78 V/m; Power Drift = 0.05 dB
Peak SAR (extrapolated) = 31.4 W/kg
**SAR(1 g) = 7.64 W/kg; SAR(10 g) = 2.18 W/kg**
Maximum value of SAR (measured) = 18.6 W/kg

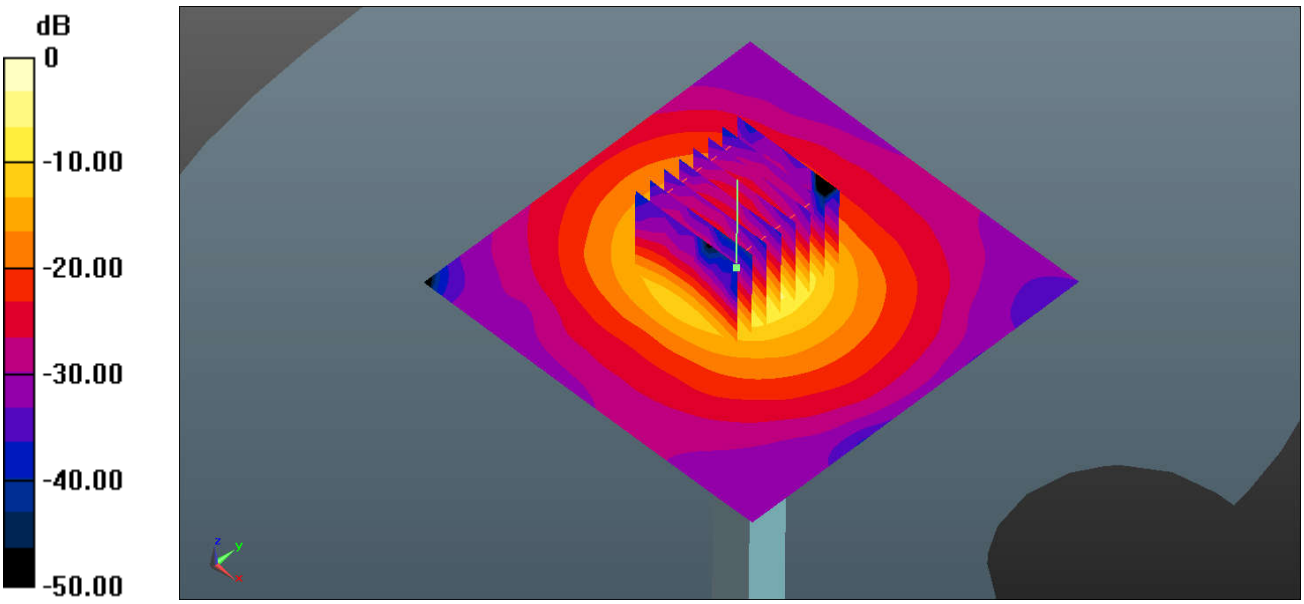


0 dB = 18.6 W/kg = 12.70 dBW/kg

Test Laboratory: Sporton International Inc. SAR/HAC Testing Lab Date: 2019.7.29

**System Check_Head_5600MHz**

**DUT: D5GHzV2-SN:1006**

Communication System: UID 0, CW (0); Frequency: 5600 MHz;Duty Cycle: 1:1
Medium: HSL_5000 Medium parameters used: f = 5600 MHz; $\sigma$ = 5.039 S/m; $\varepsilon_r$ = 35.963; $\rho$ = 1000 kg/m$^3$
Ambient Temperature：23.2 ℃； Liquid Temperature：22.8 ℃

DASY5 Configuration:
- Probe: EX3DV4 - SN3954; ConvF(4.51, 4.51, 4.51); Calibrated: 2019.4.25
- Sensor-Surface: 1.4mm (Mechanical Surface Detection)
- Electronics: DAE4 Sn1210; Calibrated: 2019.1.25
- Phantom: SAM2; Type: SAM; Serial: TP-1697
- Measurement SW: DASY52, Version 52.8 (8); SEMCAD X Version 14.6.10 (7372)

**Pin=100mW/Area Scan (91x91x1):** Interpolated grid: dx=1.000 mm, dy=1.000 mm
Maximum value of SAR (interpolated) = 20.6 W/kg

**Pin=100mW/Zoom Scan (8x8x7)/Cube 0:** Measurement grid: dx=4mm, dy=4mm, dz=1.4mm
Reference Value = 38.22 V/m; Power Drift = 0.04 dB
Peak SAR (extrapolated) = 36.3 W/kg
**SAR(1 g) = 8.16 W/kg; SAR(10 g) = 2.29 W/kg**
Maximum value of SAR (measured) = 20.6 W/kg

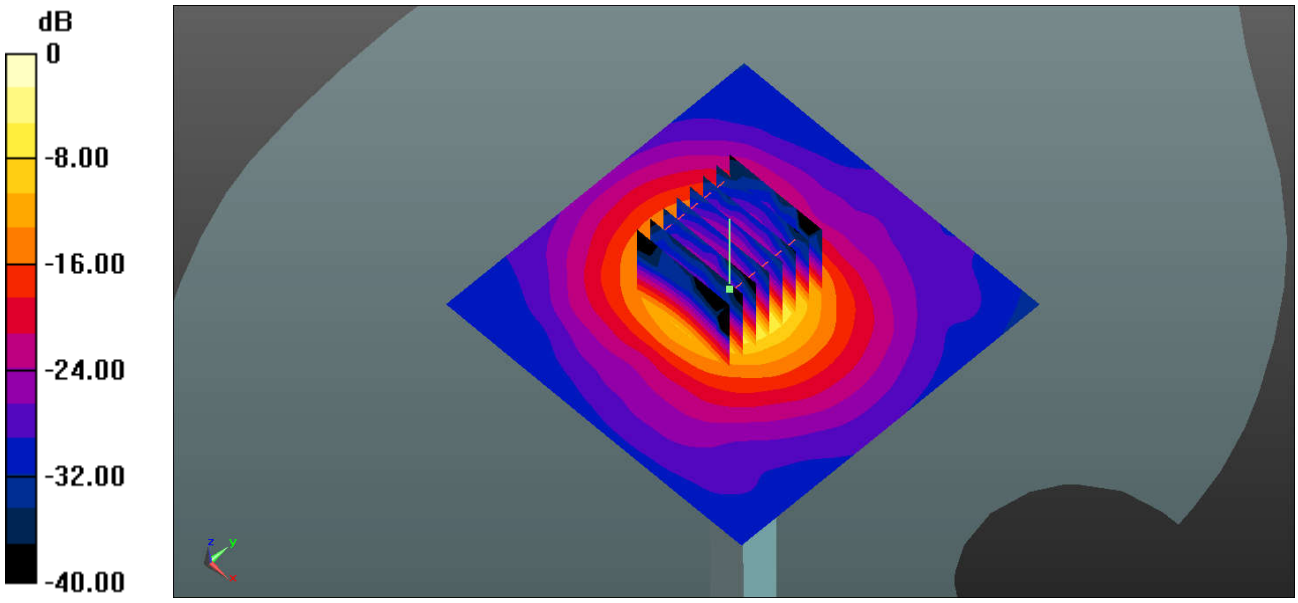


0 dB = 20.6 W/kg = 13.14 dBW/kg

# Appendix B. Plots of High SAR Measurement

The plots are shown as follows.

Test Laboratory: Sporton International Inc. SAR/HAC Testing Lab Date: 2019.7.5

**01_GSM 850-UAT_GPRS 4 Tx slots_Right Cheek_0mm_Ch251**

Communication System: UID 0, GSM850 4TX; Frequency: 848.8 MHz;Duty Cycle:1:2.08
Medium: HSL_835 Medium parameters used: f = 849 MHz; $\sigma$ = 0.921 S/m; $\varepsilon_r$ = 42.077; $\rho$ = 1000 kg/m$^3$
Ambient Temperature：23.2 ℃； Liquid Temperature：22.8 ℃

DASY5 Configuration:
- Probe: ES3DV3-SN3279; ConvF(6.38, 6.38, 6.38); Calibrated: 2019.3.4
- Sensor-Surface: 3mm (Mechanical Surface Detection)
- Electronics: DAE4 Sn1210; Calibrated: 2019.1.25
- Phantom: SAM1; Type: SAM; Serial: TP-1842
- Measurement SW: DASY52, Version 52.8 (8); SEMCAD X Version 14.6.10 (7372)

**Ch251/Area Scan (71x71x1):** Interpolated grid: dx=1.500 mm, dy=1.500 mm
Maximum value of SAR (interpolated) = 1.46 W/kg

**Ch251/Zoom Scan (5x5x7)/Cube 0:** Measurement grid: dx=8mm, dy=8mm, dz=5mm
Reference Value = 29.43 V/m; Power Drift = -0.06 dB
Peak SAR (extrapolated) = 2.09 W/kg
**SAR(1 g) = 0.968 W/kg; SAR(10 g) = 0.501 W/kg**
Maximum value of SAR (measured) = 1.22 W/kg

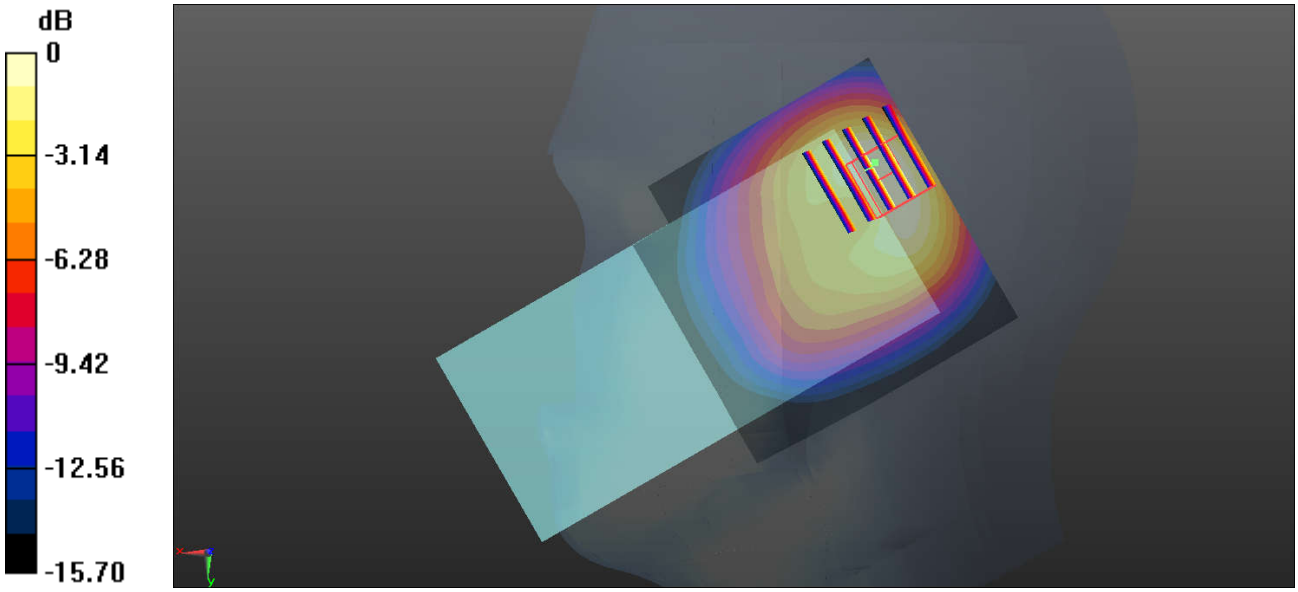


0 dB = 1.22 W/kg = 0.86 dBW/kg

Test Laboratory: Sporton International Inc. SAR/HAC Testing Lab Date: 2019.7.10

**02_GSM 1900-UAT_GPRS 3 Tx slots_Right Cheek_0mm_Ch661**

Communication System: UID 0, PCS 3TX (0); Frequency: 1880 MHz;Duty Cycle:1:2.77
Medium: HSL_1900 Medium parameters used: f = 1880 MHz; $\sigma$ = 1.401 S/m; $\varepsilon_r$ = 40.021; $\rho$ = 1000 kg/m$^3$
Ambient Temperature：23.3 ℃； Liquid Temperature：22.6 ℃

DASY5 Configuration:
- Probe: ES3DV3-SN3279; ConvF(5.35, 5.35, 5.35); Calibrated: 2019.3.4
- Sensor-Surface: 3mm (Mechanical Surface Detection)
- Electronics: DAE4 Sn1210; Calibrated: 2019.1.25
- Phantom: SAM1; Type: SAM; Serial: TP-1842
- Measurement SW: DASY52, Version 52.8 (8); SEMCAD X Version 14.6.10 (7372)

**Ch661/Area Scan (71x71x1):** Interpolated grid: dx=1.500 mm, dy=1.500 mm
Maximum value of SAR (interpolated) = 1.60 W/kg

**Ch661/Zoom Scan (5x5x7)/Cube 0:** Measurement grid: dx=8mm, dy=8mm, dz=5mm
Reference Value = 20.28 V/m; Power Drift = -0.08 dB
Peak SAR (extrapolated) = 1.88 W/kg
**SAR(1 g) = 1.04 W/kg; SAR(10 g) = 0.588 W/kg**
Maximum value of SAR (measured) = 1.30 W/kg




0 dB = 1.30 W/kg = 1.14 dBW/kg

Test Laboratory: Sporton International Inc. SAR/HAC Testing Lab Date: 2019.7.5

**03_WCDMA V-UAT_RMC 12.2Kbps_Left Cheek_0mm_Ch4132**

Communication System: UID 0, UMTS (0); Frequency: 826.4 MHz;Duty Cycle: 1:1
Medium: HSL_835 Medium parameters used: f = 826.4 MHz; $\sigma$ = 0.9 S/m; $\varepsilon_r$ = 42.371; $\rho$ = 1000 kg/m$^3$
Ambient Temperature：23.2 ℃; Liquid Temperature：22.8 ℃

DASY5 Configuration:
- Probe: ES3DV3-SN3279; ConvF(6.38, 6.38, 6.38); Calibrated: 2019.3.4
- Sensor-Surface: 3mm (Mechanical Surface Detection)
- Electronics: DAE4 Sn1210; Calibrated: 2019.1.25
- Phantom: SAM1; Type: SAM; Serial: TP-1842
- Measurement SW: DASY52, Version 52.8 (8); SEMCAD X Version 14.6.10 (7372)

**Ch4132/Area Scan (71x71x1):** Interpolated grid: dx=1.500 mm, dy=1.500 mm
Maximum value of SAR (interpolated) = 0.588 W/kg

**Ch4132/Zoom Scan (5x5x7)/Cube 0:** Measurement grid: dx=8mm, dy=8mm, dz=5mm
Reference Value = 20.98 V/m; Power Drift = -0.13 dB
Peak SAR (extrapolated) = 1.38 W/kg
**SAR(1 g) = 0.575 W/kg; SAR(10 g) = 0.314 W/kg**
Maximum value of SAR (measured) = 0.775 W/kg




0 dB = 0.775 W/kg = -1.11 dBW/kg

**04_WCDMA II-UAT_RMC 12.2Kbps_Right Cheek_0mm_Ch9262**

Communication System: UID 0, UMTS (0); Frequency: 1852.4 MHz;Duty Cycle: 1:1
Medium: HSL_1900 Medium parameters used: f = 1852.4 MHz; $\sigma$ = 1.372 S/m; $\varepsilon_r$ = 40.137; $\rho$ = 1000 kg/m$^3$
Ambient Temperature：23.3 ℃; Liquid Temperature：22.6 ℃

DASY5 Configuration:
- Probe: ES3DV3-SN3279; ConvF(5.35, 5.35, 5.35); Calibrated: 2019.3.4
- Sensor-Surface: 3mm (Mechanical Surface Detection)
- Electronics: DAE4 Sn1210; Calibrated: 2019.1.25
- Phantom: SAM1; Type: SAM; Serial: TP-1842
- Measurement SW: DASY52, Version 52.8 (8); SEMCAD X Version 14.6.10 (7372)

**Ch9262/Area Scan (71x71x1):** Interpolated grid: dx=1.500 mm, dy=1.500 mm
Maximum value of SAR (interpolated) = 1.14 W/kg

**Ch9262/Zoom Scan (5x5x7)/Cube 0:** Measurement grid: dx=8mm, dy=8mm, dz=5mm
Reference Value = 19.04 V/m; Power Drift = 0.01 dB
Peak SAR (extrapolated) = 1.73 W/kg
**SAR(1 g) = 0.829 W/kg; SAR(10 g) = 0.436 W/kg**
Maximum value of SAR (measured) = 1.06 W/kg




0 dB = 1.06 W/kg = 0.25 dBW/kg

**05_WCDMA IV-UAT_RMC 12.2Kbps_Right Cheek_0mm_Ch1413**

Communication System: UID 0, UMTS (0); Frequency: 1732.6 MHz;Duty Cycle: 1:1
Medium: HSL_1750 Medium parameters used: f = 1733 MHz; $\sigma$ = 1.327 S/m; $\varepsilon_r$ = 41.211; $\rho$ = 1000 kg/m$^3$
Ambient Temperature：23.2 ℃; Liquid Temperature：22.7 ℃

DASY5 Configuration:
- Probe: ES3DV3-SN3279; ConvF(5.59, 5.59, 5.59); Calibrated: 2019.3.4
- Sensor-Surface: 3mm (Mechanical Surface Detection)
- Electronics: DAE4 Sn1210; Calibrated: 2019.1.25
- Phantom: SAM1; Type: SAM; Serial: TP-1842
- Measurement SW: DASY52, Version 52.8 (8); SEMCAD X Version 14.6.10 (7372)

**Ch1413/Area Scan (71x71x1):** Interpolated grid: dx=1.500 mm, dy=1.500 mm
Maximum value of SAR (interpolated) = 1.28 W/kg

**Ch1413/Zoom Scan (5x5x7)/Cube 0:** Measurement grid: dx=8mm, dy=8mm, dz=5mm
Reference Value = 19.70 V/m; Power Drift = -0.01 dB
Peak SAR (extrapolated) = 2.01 W/kg
**SAR(1 g) = 0.924 W/kg; SAR(10 g) = 0.487 W/kg**
Maximum value of SAR (measured) = 1.24 W/kg

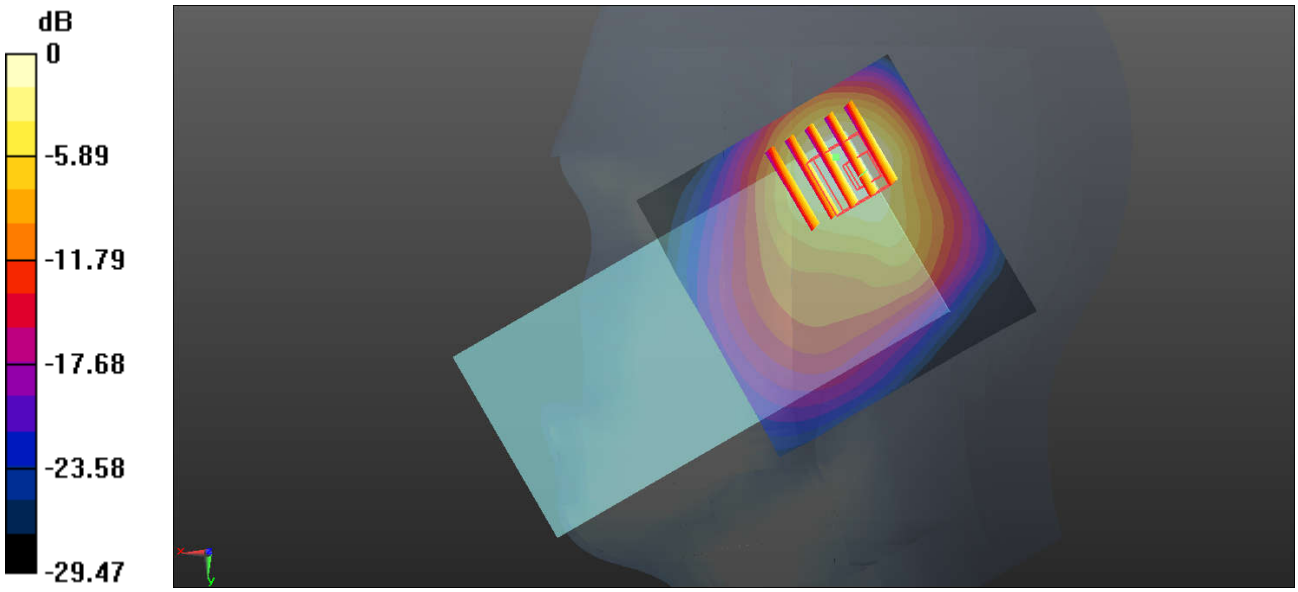


0 dB = 1.24 W/kg = 0.93 dBW/kg

**06_LTE Band 71-UAT_20M_QPSK_1RB_0Offset_Left Cheek_0mm_Ch133322**

Communication System: UID 0, LTE-FDD (0); Frequency: 683 MHz;Duty Cycle: 1:1
Medium: HSL_750 Medium parameters used: f = 683 MHz; $\sigma$ = 0.842 S/m; $\varepsilon_r$ = 42.988; $\rho$ = 1000 kg/m$^3$
Ambient Temperature：23.2 ℃; Liquid Temperature：22.7 ℃

DASY5 Configuration:
- Probe: ES3DV3-SN3279; ConvF(6.58, 6.58, 6.58); Calibrated: 2019.3.4
- Sensor-Surface: 3mm (Mechanical Surface Detection)
- Electronics: DAE4 Sn1210; Calibrated: 2019.1.25
- Phantom: SAM1; Type: SAM; Serial: TP-1842
- Measurement SW: DASY52, Version 52.8 (8); SEMCAD X Version 14.6.10 (7372)

**Ch133322/Area Scan (71x81x1):** Interpolated grid: dx=1.500 mm, dy=1.500 mm
Maximum value of SAR (interpolated) = 1.29 W/kg

**Ch133322/Zoom Scan (5x5x7)/Cube 0:** Measurement grid: dx=8mm, dy=8mm, dz=5mm
Reference Value = 35.52 V/m; Power Drift = -0.08 dB
Peak SAR (extrapolated) = 2.18 W/kg
**SAR(1 g) = 0.924 W/kg; SAR(10 g) = 0.482 W/kg**
Maximum value of SAR (measured) = 1.20 W/kg




0 dB = 1.20 W/kg = 0.79 dBW/kg

**07_LTE Band 12-UAT_10M_QPSK_1RB_25Offset_Right Cheek_0mm_Ch23095**

Communication System: UID 0, LTE-FDD (0); Frequency: 707.5 MHz;Duty Cycle: 1:1
Medium: HSL_750 Medium parameters used: f = 707.5 MHz; σ = 0.864 S/m; $\varepsilon_r$ = 42.662; ρ = 1000 kg/m$^3$
Ambient Temperature：23.2 ℃; Liquid Temperature：22.7 ℃

DASY5 Configuration:
- Probe: ES3DV3-SN3279; ConvF(6.58, 6.58, 6.58); Calibrated: 2019.3.4
- Sensor-Surface: 3mm (Mechanical Surface Detection)
- Electronics: DAE4 Sn1210; Calibrated: 2019.1.25
- Phantom: SAM1; Type: SAM; Serial: TP-1842
- Measurement SW: DASY52, Version 52.8 (8); SEMCAD X Version 14.6.10 (7372)

**Ch23095/Area Scan (71x71x1):** Interpolated grid: dx=1.500 mm, dy=1.500 mm
Maximum value of SAR (interpolated) = 0.872 W/kg

**Ch23095/Zoom Scan (7x7x7)/Cube 0:** Measurement grid: dx=8mm, dy=8mm, dz=5mm
Reference Value = 23.49 V/m; Power Drift = -0.08 dB
Peak SAR (extrapolated) = 1.90 W/kg
**SAR(1 g) = 0.834 W/kg; SAR(10 g) = 0.425 W/kg**
Maximum value of SAR (measured) = 1.11 W/kg




0 dB = 1.11 W/kg = 0.45 dBW/kg

**08_LTE Band 13-UAT_10M_QPSK_1RB_25Offset_Right Cheek_0mm_Ch23230**

Communication System: UID 0, LTE-FDD (0); Frequency: 782 MHz;Duty Cycle: 1:1
Medium: HSL_750 Medium parameters used: f = 782 MHz; $\sigma$ = 0.935 S/m; $\varepsilon_r$ = 41.682; $\rho$ = 1000 kg/m$^3$
Ambient Temperature：23.2 ℃; Liquid Temperature：22.7 ℃

DASY5 Configuration:
- Probe: ES3DV3-SN3279; ConvF(6.58, 6.58, 6.58); Calibrated: 2019.3.4
- Sensor-Surface: 3mm (Mechanical Surface Detection)
- Electronics: DAE4 Sn1210; Calibrated: 2019.1.25
- Phantom: SAM1; Type: SAM; Serial: TP-1842
- Measurement SW: DASY52, Version 52.8 (8); SEMCAD X Version 14.6.10 (7372)

**Ch23230/Area Scan (71x91x1):** Interpolated grid: dx=1.500 mm, dy=1.500 mm
Maximum value of SAR (interpolated) = 0.645 W/kg

**Ch23230/Zoom Scan (5x5x7)/Cube 0:** Measurement grid: dx=8mm, dy=8mm, dz=5mm
Reference Value = 16.24 V/m; Power Drift = 0.09 dB
Peak SAR (extrapolated) = 1.30 W/kg
**SAR(1 g) = 0.599 W/kg; SAR(10 g) = 0.309 W/kg**
Maximum value of SAR (measured) = 0.770 W/kg




0 dB = 0.770 W/kg = -1.14 dBW/kg

**09_LTE Band 26-UAT_15M_QPSK_1RB_0Offset_Left Cheek_0mm_Ch26865**

Communication System: UID 0, LTE-FDD (0); Frequency: 831.5 MHz;Duty Cycle: 1:1
Medium: HSL_835 Medium parameters used: f = 831.5 MHz; σ = 0.905 S/m; $\varepsilon_r$ = 42.305; ρ = 1000 kg/m$^3$
Ambient Temperature：23.2 ℃； Liquid Temperature：22.8 ℃

DASY5 Configuration:
- Probe: ES3DV3-SN3279; ConvF(6.38, 6.38, 6.38); Calibrated: 2019.3.4
- Sensor-Surface: 3mm (Mechanical Surface Detection)
- Electronics: DAE4 Sn1210; Calibrated: 2019.1.25
- Phantom: SAM1; Type: SAM; Serial: TP-1842
- Measurement SW: DASY52, Version 52.8 (8); SEMCAD X Version 14.6.10 (7372)

**Ch26865/Area Scan (71x71x1):** Interpolated grid: dx=1.500 mm, dy=1.500 mm
Maximum value of SAR (interpolated) = 0.589 W/kg

**Ch26865/Zoom Scan (5x5x7)/Cube 0:** Measurement grid: dx=8mm, dy=8mm, dz=5mm
Reference Value = 21.33 V/m; Power Drift = 0.08 dB
Peak SAR (extrapolated) = 1.30 W/kg
**SAR(1 g) = 0.558 W/kg; SAR(10 g) = 0.309 W/kg**
Maximum value of SAR (measured) = 0.700 W/kg




0 dB = 0.700 W/kg = -1.55 dBW/kg

Test Laboratory: Sporton International Inc. SAR/HAC Testing Lab Date: 2019.7.20

**10_LTE Band 66-UAT_20M_QPSK_1RB_49Offset_Right Cheek_0mm_Ch132072**

Communication System: UID 0, LTE-FDD (0); Frequency: 1720 MHz;Duty Cycle: 1:1
Medium: HSL_1750 Medium parameters used: f = 1720 MHz; $\sigma$ = 1.314 S/m; $\varepsilon_r$ = 41.268; $\rho$ = 1000 kg/m$^3$
Ambient Temperature：23.2 ℃； Liquid Temperature：22.7 ℃

DASY5 Configuration:
- Probe: ES3DV3-SN3279; ConvF(5.59, 5.59, 5.59); Calibrated: 2019.3.4
- Sensor-Surface: 3mm (Mechanical Surface Detection)
- Electronics: DAE4 Sn1210; Calibrated: 2019.1.25
- Phantom: SAM1; Type: SAM; Serial: TP-1842
- Measurement SW: DASY52, Version 52.8 (8); SEMCAD X Version 14.6.10 (7372)

**Ch132072/Area Scan (71x71x1):** Interpolated grid: dx=1.500 mm, dy=1.500 mm
Maximum value of SAR (interpolated) = 1.46 W/kg

**Ch132072/Zoom Scan (5x5x7)/Cube 0:** Measurement grid: dx=8mm, dy=8mm, dz=5mm
Reference Value = 21.22 V/m; Power Drift = 0.02 dB
Peak SAR (extrapolated) = 2.14 W/kg
**SAR(1 g) = 1.02 W/kg; SAR(10 g) = 0.551 W/kg**
Maximum value of SAR (measured) = 1.34 W/kg




0 dB = 1.34 W/kg = 1.27 dBW/kg

Test Laboratory: Sporton International Inc. SAR/HAC Testing Lab Date: 2019.7.10

**11_LTE Band 25-UAT_20M_QPSK_1RB_49Offset_Right Cheek_0mm_Ch26140**

Communication System: UID 0, LTE-FDD (0); Frequency: 1860 MHz;Duty Cycle: 1:1
Medium: HSL_1900 Medium parameters used: f = 1860 MHz; $\sigma$ = 1.381 S/m; $\varepsilon_r$ = 40.115; $\rho$ = 1000 kg/m$^3$
Ambient Temperature：23.3 ℃; Liquid Temperature：22.6 ℃

DASY5 Configuration:
- Probe: ES3DV3-SN3279; ConvF(5.35, 5.35, 5.35); Calibrated: 2019.3.4
- Sensor-Surface: 3mm (Mechanical Surface Detection)
- Electronics: DAE4 Sn1210; Calibrated: 2019.1.25
- Phantom: SAM1; Type: SAM; Serial: TP-1842
- Measurement SW: DASY52, Version 52.8 (8); SEMCAD X Version 14.6.10 (7372)

**Ch26140/Area Scan (71x71x1):** Interpolated grid: dx=1.500 mm, dy=1.500 mm
Maximum value of SAR (interpolated) = 1.35 W/kg

**Ch26140/Zoom Scan (5x5x7)/Cube 0:** Measurement grid: dx=8mm, dy=8mm, dz=5mm
Reference Value = 20.23 V/m; Power Drift = 0.01 dB
Peak SAR (extrapolated) = 2.02 W/kg
**SAR(1 g) = 0.955 W/kg; SAR(10 g) = 0.511 W/kg**
Maximum value of SAR (measured) = 1.15 W/kg




0 dB = 1.15 W/kg = 0.61 dBW/kg

**12_LTE Band 7-UAT_20M_QPSK_1RB_0Offset_Right Cheek_0mm_Ch20850**

Communication System: UID 0, LTE-FDD (0); Frequency: 2510 MHz;Duty Cycle: 1:1
Medium: HSL_2600 Medium parameters used: f = 2510 MHz; $\sigma$ = 1.933 S/m; $\varepsilon_r$ = 38.24; $\rho$ = 1000 kg/m$^3$
Ambient Temperature：23.3 ℃; Liquid Temperature：22.8 ℃

DASY5 Configuration:
- Probe: ES3DV3-SN3279; ConvF(4.58, 4.58, 4.58); Calibrated: 2019.3.4
- Sensor-Surface: 3mm (Mechanical Surface Detection)
- Electronics: DAE4 Sn1210; Calibrated: 2019.1.25
- Phantom: SAM1; Type: SAM; Serial: TP-1842
- Measurement SW: DASY52, Version 52.8 (8); SEMCAD X Version 14.6.10 (7372)

**Ch20850/Area Scan (91x71x1):** Interpolated grid: dx=1.200 mm, dy=1.200 mm
Maximum value of SAR (interpolated) = 1.24 W/kg

**Ch20850/Zoom Scan (7x7x7)/Cube 0:** Measurement grid: dx=5mm, dy=5mm, dz=5mm
Reference Value = 15.31 V/m; Power Drift = -0.03 dB
Peak SAR (extrapolated) = 2.03 W/kg
**SAR(1 g) = 0.866 W/kg; SAR(10 g) = 0.430 W/kg**
Maximum value of SAR (measured) = 1.09 W/kg




0 dB = 1.09 W/kg = 0.37 dBW/kg

**13_LTE Band 30-UAT_10M_QPSK_1RB_0Offset_Right Tilted_0mm_Ch27710**

Communication System: UID 0, LTE-FDD (0); Frequency: 2310 MHz;Duty Cycle: 1:1
Medium: HSL_2300 Medium parameters used: f = 2310 MHz; $\sigma$ = 1.683 S/m; $\varepsilon_r$ = 39.356; $\rho$ = 1000 kg/m$^3$
Ambient Temperature：23.3 ℃； Liquid Temperature：22.8 ℃

DASY5 Configuration:
- Probe: ES3DV3-SN3279; ConvF(5.02, 5.02, 5.02); Calibrated: 2019.3.4
- Sensor-Surface: 3mm (Mechanical Surface Detection)
- Electronics: DAE4 Sn1210; Calibrated: 2019.1.25
- Phantom: SAM1; Type: SAM; Serial: TP-1842
- Measurement SW: DASY52, Version 52.8 (8); SEMCAD X Version 14.6.10 (7372)

**Ch27710/Area Scan (91x71x1):** Interpolated grid: dx=1.200 mm, dy=1.200 mm
Maximum value of SAR (interpolated) = 1.17 W/kg

**Ch27710/Zoom Scan (7x7x7)/Cube 0:** Measurement grid: dx=5mm, dy=5mm, dz=5mm
Reference Value = 19.09 V/m; Power Drift = -0.03 dB
Peak SAR (extrapolated) = 2.42 W/kg
**SAR(1 g) = 0.887 W/kg; SAR(10 g) = 0.361 W/kg**
Maximum value of SAR (measured) = 1.31 W/kg

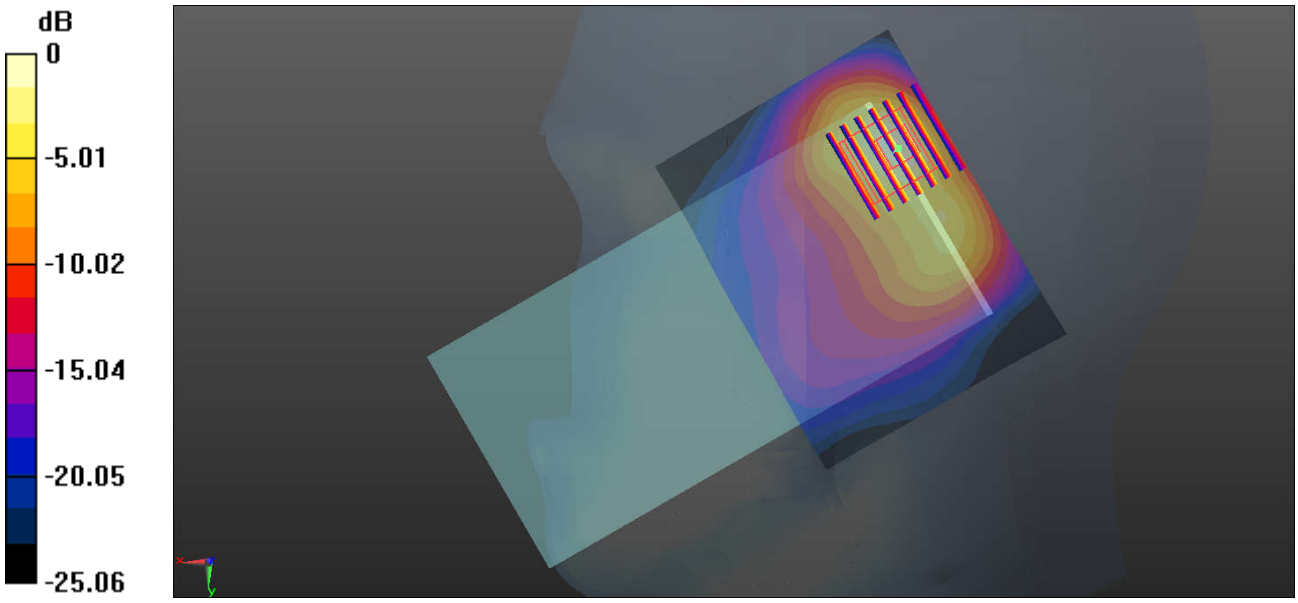


0 dB = 1.31 W/kg = 1.17 dBW/kg

**14_LTE Band 41-UAT_20M_QPSK_1RB_0Offset_Right Cheek_0mm_Ch40670**

Communication System: UID 0, LTE-TDD (0); Frequency: 2598 MHz;Duty Cycle: 1:1.59
Medium: HSL_2600 Medium parameters used: f = 2598 MHz; $\sigma$ = 2.038 S/m; $\varepsilon_r$ = 37.884; $\rho$ = 1000 kg/m$^3$
Ambient Temperature：23.3 ℃； Liquid Temperature：22.8 ℃

DASY5 Configuration:
- Probe: ES3DV3-SN3279; ConvF(4.58, 4.58, 4.58); Calibrated: 2019.3.4
- Sensor-Surface: 3mm (Mechanical Surface Detection)
- Electronics: DAE4 Sn1210; Calibrated: 2019.1.25
- Phantom: SAM1; Type: SAM; Serial: TP-1842
- Measurement SW: DASY52, Version 52.8 (8); SEMCAD X Version 14.6.10 (7372)

**Ch40670/Area Scan (91x71x1):** Interpolated grid: dx=1.200 mm, dy=1.200 mm
Maximum value of SAR (interpolated) = 1.98 W/kg

**Ch40670/Zoom Scan (7x7x7)/Cube 0:** Measurement grid: dx=5mm, dy=5mm, dz=5mm
Reference Value = 16.11 V/m; Power Drift = -0.10 dB
Peak SAR (extrapolated) = 2.09 W/kg
**SAR(1 g) = 0.949 W/kg; SAR(10 g) = 0.466 W/kg**
Maximum value of SAR (measured) = 1.57 W/kg




0 dB = 1.57 W/kg = 1.96 dBW/kg

Test Laboratory: Sporton International Inc. SAR/HAC Testing Lab Date: 2019.7.13

**15_WLAN2.4GHz_802.11b 1Mbps_Right Cheek_0mm_Ant 1+2_Ch6**

Communication System: UID 0, 802.11b (0); Frequency: 2437 MHz;Duty Cycle: 1:1
Medium: HSL_2450 Medium parameters used: f = 2437 MHz; $\sigma$ = 1.844 S/m; $\varepsilon_r$ = 38.937; $\rho$ = 1000 kg/m$^3$
Ambient Temperature：23.2 ℃; Liquid Temperature：22.5 ℃

DASY5 Configuration:
- Probe: ES3DV3-SN3279; ConvF(4.77, 4.77, 4.77); Calibrated: 2019.3.4
- Sensor-Surface: 3mm (Mechanical Surface Detection)
- Electronics: DAE4 Sn1210; Calibrated: 2019.1.25
- Phantom: SAM1; Type: SAM; Serial: TP-1842
- Measurement SW: DASY52, Version 52.8 (8); SEMCAD X Version 14.6.10 (7372)

**Ch6/Area Scan (91x81x1):** Interpolated grid: dx=1.200 mm, dy=1.200 mm
Maximum value of SAR (interpolated) = 0.788 W/kg

**Ch6/Zoom Scan (7x7x7)/Cube 0:** Measurement grid: dx=5mm, dy=5mm, dz=5mm
Reference Value = 5.754 V/m; Power Drift = -0.06 dB
Peak SAR (extrapolated) = 1.21 W/kg
**SAR(1 g) = 0.567 W/kg; SAR(10 g) = 0.254 W/kg**
Maximum value of SAR (measured) = 0.732 W/kg




0 dB = 0.788 W/kg = -1.03 dBW/kg

**16_Bluetooth_1Mbps_Right Cheek_0mm_Ch00**

Communication System: UID 0, Bluetooth (0); Frequency: 2402 MHz;Duty Cycle: 1:1.297
Medium: HSL_2450 Medium parameters used: f = 2402 MHz; $\sigma$ = 1.802 S/m; $\varepsilon_r$ = 39.079; $\rho$ = 1000 kg/m$^3$
Ambient Temperature：23.2 ℃; Liquid Temperature：22.5 ℃

DASY5 Configuration:
- Probe: ES3DV3-SN3279; ConvF(4.77, 4.77, 4.77); Calibrated: 2019.3.4
- Sensor-Surface: 3mm (Mechanical Surface Detection)
- Electronics: DAE4 Sn1210; Calibrated: 2019.1.25
- Phantom: SAM1; Type: SAM; Serial: TP-1842
- Measurement SW: DASY52, Version 52.8 (8); SEMCAD X Version 14.6.10 (7372)

**Ch00/Area Scan (91x81x1):** Interpolated grid: dx=1.200 mm, dy=1.200 mmMaximumvalue of SAR (interpolated) = 0.238 W/kg

**Ch00/Zoom Scan (7x7x7)/Cube 0:** Measurement grid: dx=5mm, dy=5mm, dz=5mm
Reference Value = 3.902 V/m; Power Drift = -0.08 dB
Peak SAR (extrapolated) = 0.455 W/kg
**SAR(1 g) = 0.177 W/kg; SAR(10 g) = 0.089 W/kg**
Maximum value of SAR (measured) = 0.244 W/kg




0 dB = 0.244 W/kg = -6.13 dBW/kg

Test Laboratory: Sporton International Inc. SAR/HAC Testing Lab Date: 2019.7.29

**17_WLAN5GHz_802.11a 6Mbps_Right Cheek_0mm_Ant 1+2_Ch64**

Communication System: UID 0, 802.11a (0); Frequency: 5320 MHz;Duty Cycle: 1:1.018
Medium: HSL_5000 Medium parameters used: f = 5320 MHz; $\sigma$ = 4.711 S/m; $\varepsilon_r$ = 36.584; $\rho$ = 1000 kg/m$^3$
Ambient Temperature：23.2 ℃; Liquid Temperature：22.7 ℃

DASY5 Configuration:
- Probe: EX3DV4 - SN3954; ConvF(4.98, 4.98, 4.98); Calibrated: 2019.4.25
- Sensor-Surface: 1.4mm (Mechanical Surface Detection)
- Electronics: DAE4 Sn1210; Calibrated: 2019.1.25
- Phantom: SAM2; Type: SAM; Serial: TP-1697
- Measurement SW: DASY52, Version 52.8 (8); SEMCAD X Version 14.6.10 (7372)

**Ch64/Area Scan (101x81x1):** Interpolated grid: dx=1.000 mm, dy=1.000 mm
Maximum value of SAR (interpolated) = 0.903 W/kg

**Ch64/Zoom Scan (7x7x7)/Cube 0:** Measurement grid: dx=4mm, dy=4mm, dz=1.4mm
Reference Value = 2.294 V/m; Power Drift = 0.02 dB
Peak SAR (extrapolated) = 1.69 W/kg
**SAR(1 g) = 0.389 W/kg; SAR(10 g) = 0.131 W/kg**
Maximum value of SAR (measured) = 0.956 W/kg




0 dB = 0.956 W/kg = -0.20 dBW/kg

Test Laboratory: Sporton International Inc. SAR/HAC Testing Lab Date: 2019.7.29

**18_WLAN5GHz_802.11a 6Mbps_Right Tilted_0mm_Ant 1+2_Ch100**

Communication System: UID 0, 802.11a (0); Frequency: 5500 MHz;Duty Cycle: 1:1.018
Medium: HSL_5000 Medium parameters used: f = 5500 MHz; $\sigma$ = 4.917 S/m; $\varepsilon_r$ = 36.193; $\rho$ = 1000 kg/m$^3$
Ambient Temperature：23.2 ℃; Liquid Temperature：22.8 ℃

DASY5 Configuration:
- Probe: EX3DV4 - SN3954; ConvF(4.51, 4.51, 4.51); Calibrated: 2019.4.25
- Sensor-Surface: 1.4mm (Mechanical Surface Detection)
- Electronics: DAE4 Sn1210; Calibrated: 2019.1.25
- Phantom: SAM2; Type: SAM; Serial: TP-1697
- Measurement SW: DASY52, Version 52.8 (8); SEMCAD X Version 14.6.10 (7372)

**Ch100/Area Scan (111x81x1):** Interpolated grid: dx=1.000 mm, dy=1.000 mm
Maximum value of SAR (interpolated) = 0.983 W/kg

**Ch100/Zoom Scan (7x7x7)/Cube 0:** Measurement grid: dx=4mm, dy=4mm, dz=1.4mm
Reference Value = 3.818 V/m; Power Drift = 0.05 dB
Peak SAR (extrapolated) = 2.69 W/kg
**SAR(1 g) = 0.578 W/kg; SAR(10 g) = 0.184 W/kg**
Maximum value of SAR (measured) = 1.53 W/kg




0 dB = 1.53 W/kg = 1.85 dBW/kg

Test Laboratory: Sporton International Inc. SAR/HAC Testing Lab Date: 2019.7.5

**19_GSM 850-LAT_GPRS 4 Tx slots_Back_10mm_Ch189**

Communication System: UID 0, GSM850 4TX (0); Frequency: 836.4 MHz;Duty Cycle:1:2.08
Medium: HSL_835 Medium parameters used: f = 836.4 MHz; $\sigma$ = 0.909 S/m; $\varepsilon_r$ = 42.242; $\rho$ = 1000 kg/m$^3$
Ambient Temperature：23.2 ℃； Liquid Temperature：22.8 ℃

DASY5 Configuration:
- Probe: ES3DV3-SN3279; ConvF(6.38, 6.38, 6.38); Calibrated: 2019.3.4
- Sensor-Surface: 3mm (Mechanical Surface Detection)
- Electronics: DAE4 Sn1210; Calibrated: 2019.1.25
- Phantom: SAM1; Type: SAM; Serial: TP-1842
- Measurement SW: DASY52, Version 52.8 (8); SEMCAD X Version 14.6.10 (7372)

**Ch189/Area Scan (71x71x1):** Interpolated grid: dx=1.500 mm, dy=1.500 mm
Maximum value of SAR (interpolated) = 0.704 W/kg

**Ch189/Zoom Scan (5x5x7)/Cube 0:** Measurement grid: dx=8mm, dy=8mm, dz=5mm
Reference Value = 18.36 V/m; Power Drift = -0.07 dB
Peak SAR (extrapolated) = 0.905 W/kg
**SAR(1 g) = 0.523 W/kg; SAR(10 g) = 0.319 W/kg**
Maximum value of SAR (measured) = 0.621 W/kg

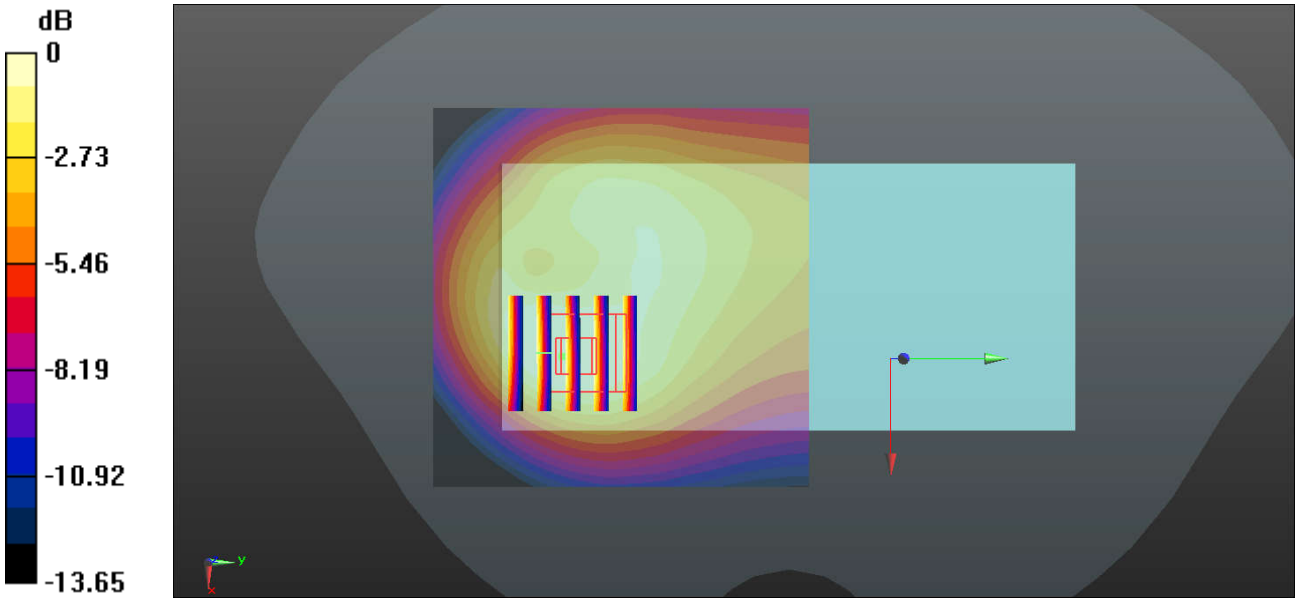


0 dB = 0.621 W/kg = -2.07 dBW/kg

**20_GSM 1900-LAT_GPRS 3 Tx slots_Right Side_10mm_Ch661**

Communication System: UID 0, PCS 3TX (0); Frequency: 1880 MHz;Duty Cycle:1:2.77
Medium: HSL_1900 Medium parameters used: f = 1880 MHz; $\sigma$ = 1.401 S/m; $\varepsilon_r$ = 40.021; $\rho$ = 1000 kg/m$^3$
Ambient Temperature：23.3 ℃； Liquid Temperature：22.6 ℃

DASY5 Configuration:
- Probe: ES3DV3-SN3279; ConvF(5.35, 5.35, 5.35); Calibrated: 2019.3.4
- Sensor-Surface: 3mm (Mechanical Surface Detection)
- Electronics: DAE4 Sn1210; Calibrated: 2019.1.25
- Phantom: SAM1; Type: SAM; Serial: TP-1842
- Measurement SW: DASY52, Version 52.8 (8); SEMCAD X Version 14.6.10 (7372)

**Ch661/Area Scan (41x71x1):** Interpolated grid: dx=1.500 mm, dy=1.500 mm
Maximum value of SAR (interpolated) = 0.612 W/kg

**Ch661/Zoom Scan (5x5x7)/Cube 0:** Measurement grid: dx=8mm, dy=8mm, dz=5mm
Reference Value = 10.95 V/m; Power Drift = 0.09 dB
Peak SAR (extrapolated) = 0.799 W/kg
**SAR(1 g) = 0.467 W/kg; SAR(10 g) = 0.260 W/kg**
Maximum value of SAR (measured) = 0.575 W/kg

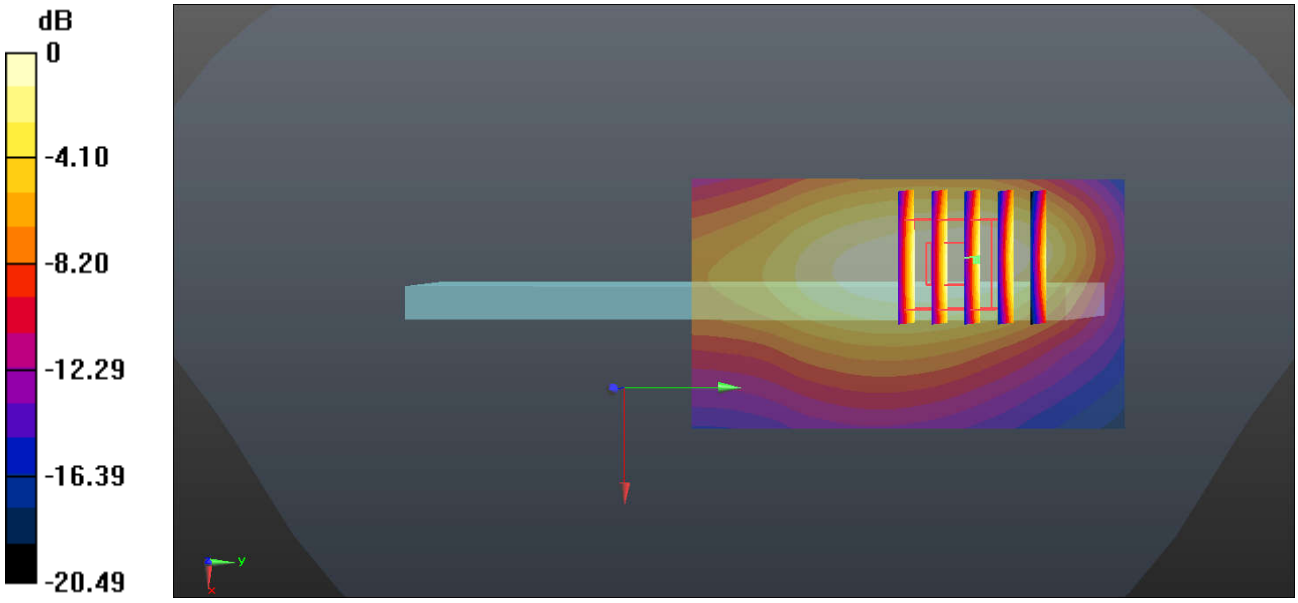


0 dB = 0.575 W/kg = -2.40 dBW/kg

Test Laboratory: Sporton International Inc. SAR/HAC Testing Lab Date: 2019.7.5

**21_WCDMA V-LAT_RMC 12.2Kbps_Back_10mm_Ch4132**

Communication System: UID 0, UMTS (0); Frequency: 826.4 MHz;Duty Cycle: 1:1
Medium: HSL_835 Medium parameters used: f = 826.4 MHz; $\sigma$ = 0.9 S/m; $\varepsilon_r$ = 42.371; $\rho$ = 1000 kg/m$^3$
Ambient Temperature：23.2 ℃； Liquid Temperature：22.8 ℃

DASY5 Configuration:
- Probe: ES3DV3-SN3279; ConvF(6.38, 6.38, 6.38); Calibrated: 2019.3.4
- Sensor-Surface: 3mm (Mechanical Surface Detection)
- Electronics: DAE4 Sn1210; Calibrated: 2019.1.25
- Phantom: SAM1; Type: SAM; Serial: TP-1842
- Measurement SW: DASY52, Version 52.8 (8); SEMCAD X Version 14.6.10 (7372)

**Ch4132/Area Scan (71x131x1):** Interpolated grid: dx=1.500 mm, dy=1.500 mm
Maximum value of SAR (interpolated) = 0.658 W/kg

**Ch4132/Zoom Scan (5x5x7)/Cube 0:** Measurement grid: dx=8mm, dy=8mm, dz=5mm
Reference Value = 16.77 V/m; Power Drift = 0.14 dB
Peak SAR (extrapolated) = 0.927 W/kg
**SAR(1 g) = 0.535 W/kg; SAR(10 g) = 0.317 W/kg**
Maximum value of SAR (measured) = 0.640 W/kg

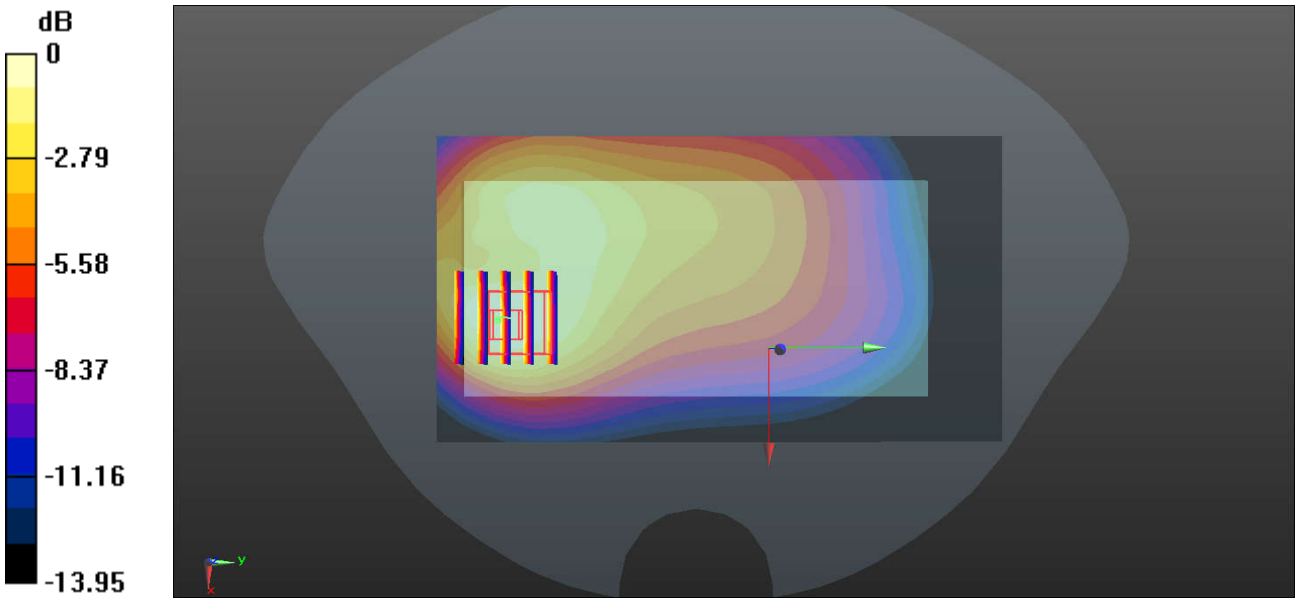


0 dB = 0.640 W/kg = -1.94 dBW/kg

**22_ WCDMA II-LAT RMC 12.2Kbps_Right Side_10mm_Ch9538**

Communication System: UID 0, UMTS (0); Frequency: 1907.6 MHz;Duty Cycle: 1:1
Medium: HSL_1900 Medium parameters used: f = 1908 MHz; $\sigma$ = 1.432 S/m; $\varepsilon_r$ = 39.884; $\rho$ = 1000 kg/m$^3$
Ambient Temperature：23.3 ℃； Liquid Temperature：22.6 ℃

DASY5 Configuration:
- Probe: ES3DV3-SN3279; ConvF(5.35, 5.35, 5.35); Calibrated: 2019.3.4
- Sensor-Surface: 3mm (Mechanical Surface Detection)
- Electronics: DAE4 Sn1210; Calibrated: 2019.1.25
- Phantom: SAM1; Type: SAM; Serial: TP-1842
- Measurement SW: DASY52, Version 52.8 (8); SEMCAD X Version 14.6.10 (7372)

**Ch9538/Area Scan (51x71x1):** Interpolated grid: dx=1.500 mm, dy=1.500 mm
Maximum value of SAR (interpolated) = 1.27 W/kg

**Ch9538/Zoom Scan (5x5x7)/Cube 0:** Measurement grid: dx=8mm, dy=8mm, dz=5mm
Reference Value = 15.82 V/m; Power Drift = 0.05 dB
Peak SAR (extrapolated) = 1.76 W/kg
**SAR(1 g) = 1.03 W/kg; SAR(10 g) = 0.596 W/kg**
Maximum value of SAR (measured) = 1.26 W/kg

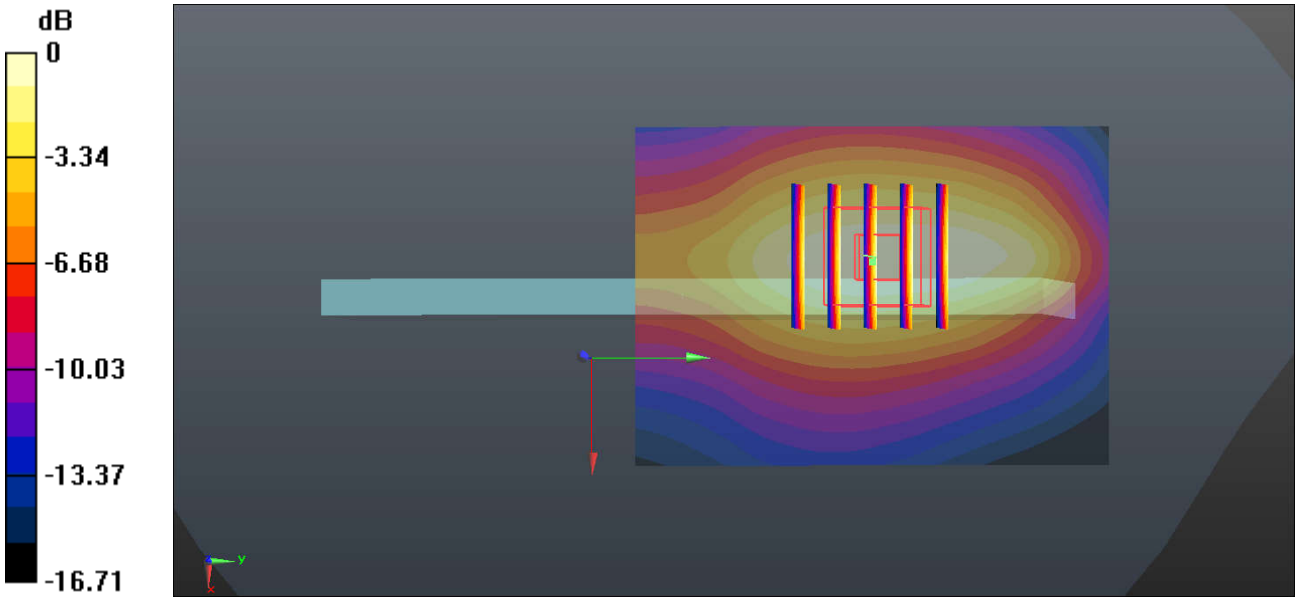


0 dB = 1.26 W/kg = 1.00 dBW/kg

Test Laboratory: Sporton International Inc. SAR/HAC Testing Lab Date: 2019.7.20

**23_WCDMA IV-LAT_RMC 12.2Kbps_Right Side_10mm_Ch1513**

Communication System: UID 0, WCDMA (0); Frequency: 1752.6 MHz;Duty Cycle: 1:1
Medium: HSL_1750 Medium parameters used: f = 1753 MHz; $\sigma$ = 1.348 S/m; $\varepsilon_r$ = 41.132; $\rho$ = 1000 kg/m$^3$
Ambient Temperature：23.2 ℃； Liquid Temperature：22.7 ℃

DASY5 Configuration:
- Probe: ES3DV3-SN3279; ConvF(5.59, 5.59, 5.59); Calibrated: 2019.3.4
- Sensor-Surface: 3mm (Mechanical Surface Detection)
- Electronics: DAE4 Sn1210; Calibrated: 2019.1.25
- Phantom: SAM1; Type: SAM; Serial: TP-1842
- Measurement SW: DASY52, Version 52.8 (8); SEMCAD X Version 14.6.10 (7372)

**Ch1513/Area Scan (41x81x1):** Interpolated grid: dx=1.500 mm, dy=1.500 mm
Maximum value of SAR (interpolated) = 0.964 W/kg

**Ch1513/Zoom Scan (5x5x7)/Cube 0:** Measurement grid: dx=8mm, dy=8mm, dz=5mm
Reference Value = 15.70 V/m; Power Drift = -0.08 dB
Peak SAR (extrapolated) = 1.08 W/kg
**SAR(1 g) = 0.723 W/kg; SAR(10 g) = 0.456 W/kg**
Maximum value of SAR (measured) = 0.855 W/kg

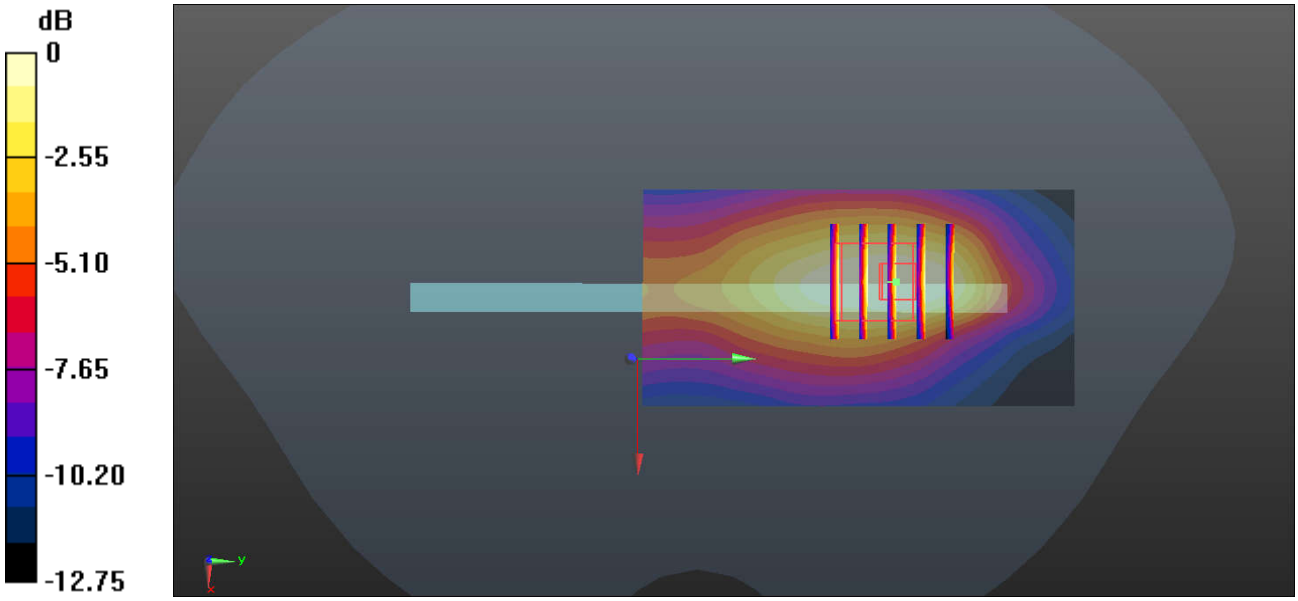


0 dB = 0.855 W/kg = -0.68 dBW/kg

Test Laboratory: Sporton International Inc. SAR/HAC Testing Lab Date: 2019.7.14

**24_LTE Band 71-LAT_20M_QPSK_1RB_0Offset_Back_10mm_Ch133322**

Communication System: UID 0, LTE-FDD (0); Frequency: 683 MHz;Duty Cycle: 1:1
Medium: HSL_750 Medium parameters used: f = 683 MHz; $\sigma$ = 0.842 S/m; $\varepsilon_r$ = 42.988; $\rho$ = 1000 kg/m$^3$
Ambient Temperature：23.2 ℃; Liquid Temperature：22.7 ℃

DASY5 Configuration:
- Probe: ES3DV3-SN3279; ConvF(6.58, 6.58, 6.58); Calibrated: 2019.3.4
- Sensor-Surface: 3mm (Mechanical Surface Detection)
- Electronics: DAE4 Sn1210; Calibrated: 2019.1.25
- Phantom: SAM1; Type: SAM; Serial: TP-1842
- Measurement SW: DASY52, Version 52.8 (8); SEMCAD X Version 14.6.10 (7372)

**Ch133322/Area Scan (71x71x1):** Interpolated grid: dx=1.500 mm, dy=1.500 mm
Maximum value of SAR (interpolated) = 0.430 W/kg

**Ch133322/Zoom Scan (5x5x7)/Cube 0:** Measurement grid: dx=8mm, dy=8mm, dz=5mm
Reference Value = 17.18 V/m; Power Drift = 0.04 dB
Peak SAR (extrapolated) = 0.602 W/kg
**SAR(1 g) = 0.382 W/kg; SAR(10 g) = 0.250 W/kg**
Maximum value of SAR (measured) = 0.442 W/kg

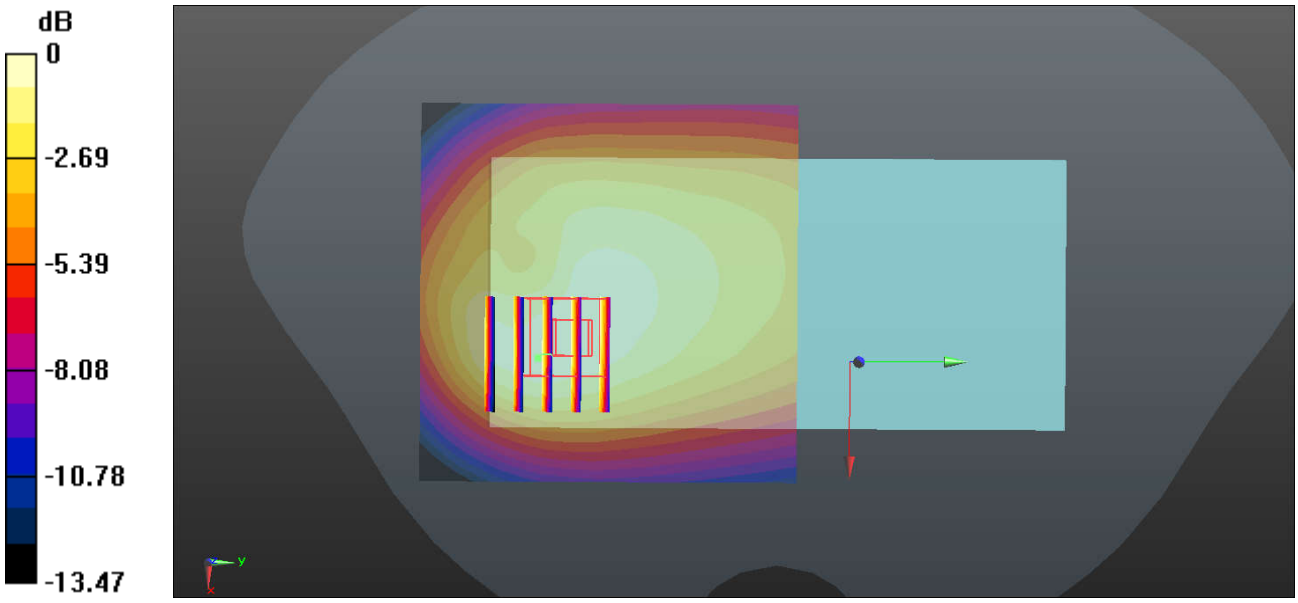


0 dB = 0.442 W/kg = -3.55 dBW/kg

Test Laboratory: Sporton International Inc. SAR/HAC Testing Lab Date: 2019.7.14

**25_LTE Band 12-LAT_10M_QPSK_1RB_25Offset_Back_10mm_Ch23095**

Communication System: UID 0, LTE-FDD (0); Frequency: 707.5 MHz;Duty Cycle: 1:1
Medium: HSL_750 Medium parameters used: f = 707.5 MHz; $\sigma$ = 0.864 S/m; $\varepsilon_r$ = 42.662; $\rho$ = 1000 kg/m$^3$
Ambient Temperature：23.2 ℃； Liquid Temperature：22.7 ℃

DASY5 Configuration:
- Probe: ES3DV3-SN3279; ConvF(6.58, 6.58, 6.58); Calibrated: 2019.3.4
- Sensor-Surface: 3mm (Mechanical Surface Detection)
- Electronics: DAE4 Sn1210; Calibrated: 2019.1.25
- Phantom: SAM1; Type: SAM; Serial: TP-1842
- Measurement SW: DASY52, Version 52.8 (8); SEMCAD X Version 14.6.10 (7372)

**Ch23095/Area Scan (71x91x1):** Interpolated grid: dx=1.500 mm, dy=1.500 mm
Maximum value of SAR (interpolated) = 0.440 W/kg

**Ch23095/Zoom Scan (5x5x7)/Cube 0:** Measurement grid: dx=8mm, dy=8mm, dz=5mm
Reference Value = 18.26 V/m; Power Drift = -0.06 dB
Peak SAR (extrapolated) = 0.604 W/kg
**SAR(1 g) = 0.359 W/kg; SAR(10 g) = 0.226 W/kg**
Maximum value of SAR (measured) = 0.426 W/kg

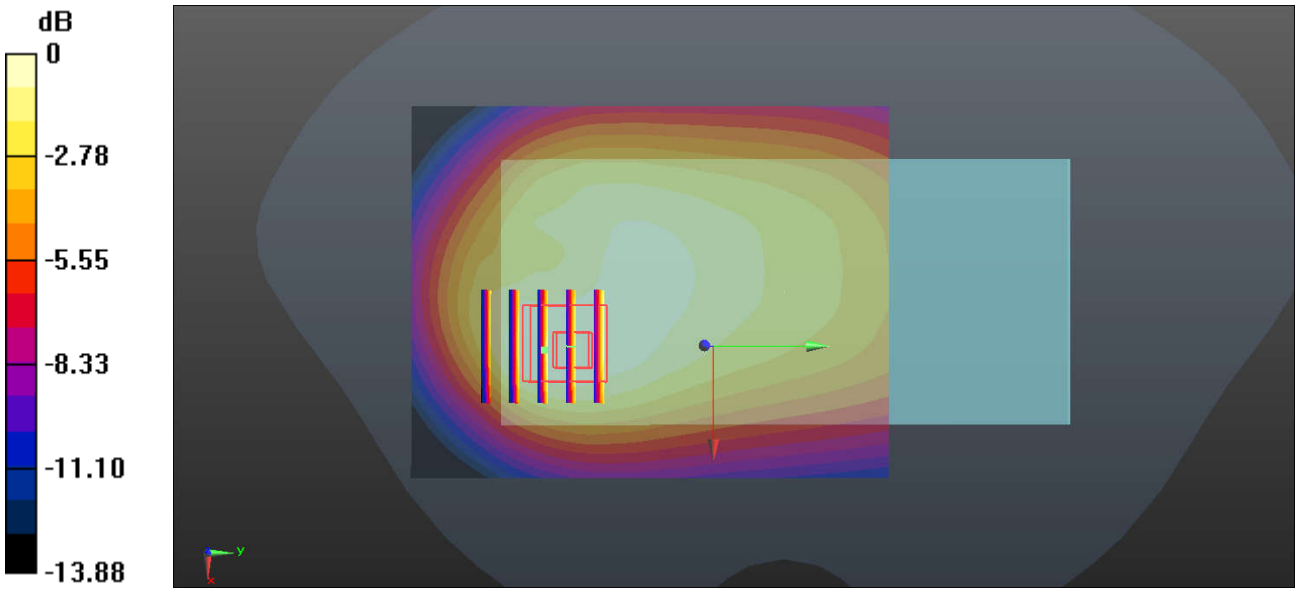


0 dB = 0.426 W/kg = -3.71 dBW/kg

**26_LTE Band 13-LAT_10M_QPSK_1RB_25Offset_Right side_10mm_Ch23230**

Communication System: UID 0, LTE-FDD (0); Frequency: 782 MHz;Duty Cycle: 1:1
Medium: HSL_750 Medium parameters used: f = 782 MHz; σ = 0.935 S/m; $\varepsilon_r$ = 41.682; ρ = 1000 kg/m$^3$
Ambient Temperature：23.2 ℃； Liquid Temperature：22.7 ℃

DASY5 Configuration:
- Probe: ES3DV3-SN3279; ConvF(6.58, 6.58, 6.58); Calibrated: 2019.3.4
- Sensor-Surface: 3mm (Mechanical Surface Detection)
- Electronics: DAE4 Sn1210; Calibrated: 2019.1.25
- Phantom: SAM1; Type: SAM; Serial: TP-1842
- Measurement SW: DASY52, Version 52.8 (8); SEMCAD X Version 14.6.10 (7372)

**Ch23230/Area Scan (41x101x1):** Interpolated grid: dx=1.500 mm, dy=1.500 mm
Maximum value of SAR (interpolated) = 0.692 W/kg

**Ch23230/Zoom Scan (5x5x7)/Cube 0:** Measurement grid: dx=8mm, dy=8mm, dz=5mm
Reference Value = 25.06 V/m; Power Drift = 0.07 dB
Peak SAR (extrapolated) = 0.868 W/kg
**SAR(1 g) = 0.617 W/kg; SAR(10 g) = 0.434 W/kg**
Maximum value of SAR (measured) = 0.706 W/kg

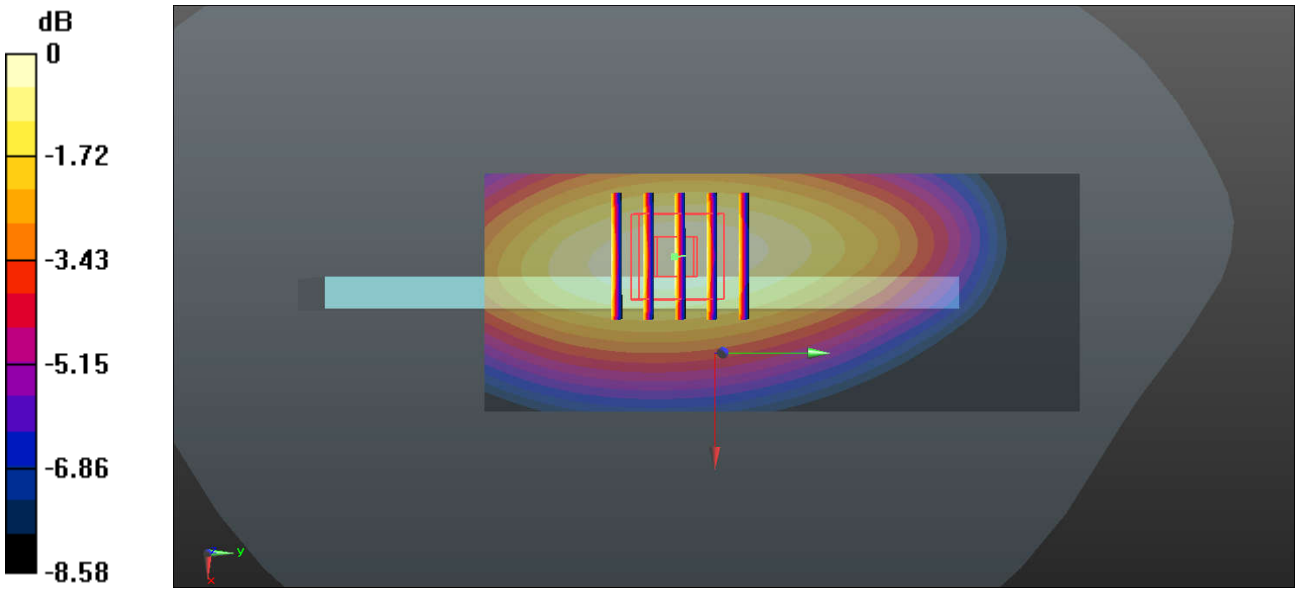


0 dB = 0.706 W/kg = -1.51 dBW/kg

**27_LTE Band 26-LAT_15M_QPSK_1RB_0Offset_Back_10mm_Ch26865**

Communication System: UID 0, LTE-FDD (0); Frequency: 831.5 MHz;Duty Cycle: 1:1
Medium: HSL_835 Medium parameters used: f = 831.5 MHz; $\sigma$ = 0.905 S/m; $\varepsilon_r$ = 42.305; $\rho$ = 1000 kg/m$^3$
Ambient Temperature：23.2 ℃； Liquid Temperature：22.8 ℃

DASY5 Configuration:
- Probe: ES3DV3-SN3279; ConvF(6.38, 6.38, 6.38); Calibrated: 2019.3.4
- Sensor-Surface: 3mm (Mechanical Surface Detection)
- Electronics: DAE4 Sn1210; Calibrated: 2019.1.25
- Phantom: SAM1; Type: SAM; Serial: TP-1842
- Measurement SW: DASY52, Version 52.8 (8); SEMCAD X Version 14.6.10 (7372)

**Ch26865/Area Scan (71x91x1):** Interpolated grid: dx=1.500 mm, dy=1.500 mm
Maximum value of SAR (interpolated) = 0.706 W/kg

**Ch26865/Zoom Scan (5x5x7)/Cube 0:** Measurement grid: dx=8mm, dy=8mm, dz=5mm
Reference Value = 18.76 V/m; Power Drift = 0.03 dB
Peak SAR (extrapolated) = 0.991 W/kg
**SAR(1 g) = 0.610 W/kg; SAR(10 g) = 0.346 W/kg**
Maximum value of SAR (measured) = 0.704 W/kg

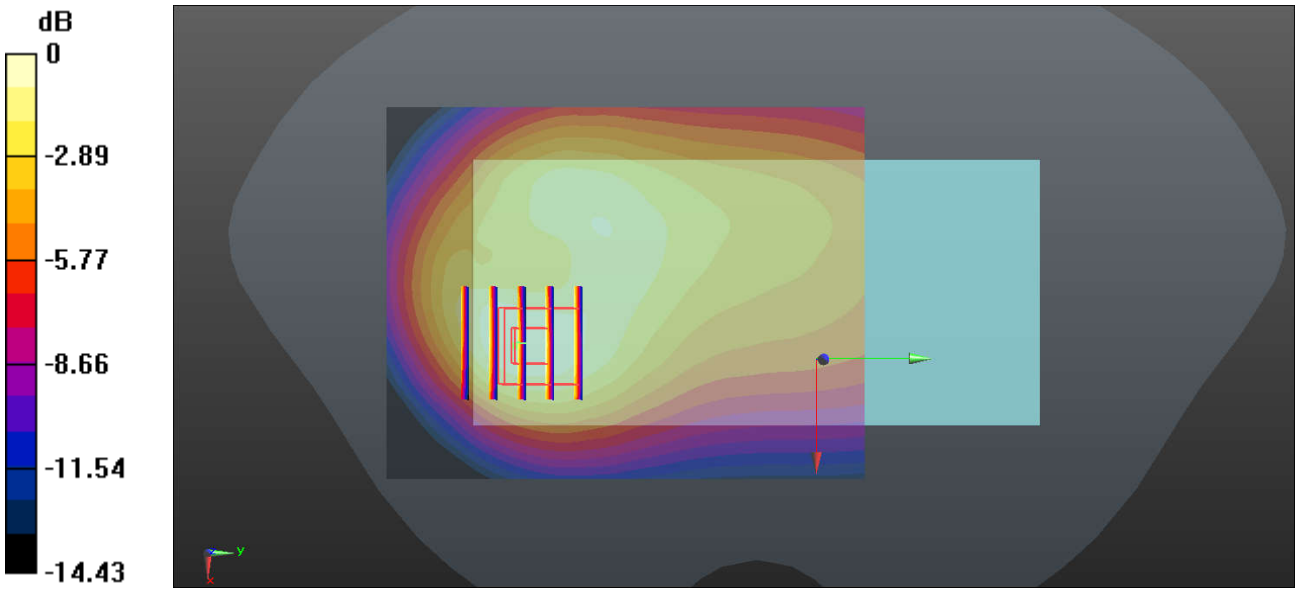


0 dB = 0.704 W/kg = -1.52 dBW/kg

**28_LTE Band 66-LAT_20M_QPSK_1RB_49Offset_Bottom Side_10mm_Ch132322**

Communication System: UID 0, LTE-FDD (0); Frequency: 1745 MHz;Duty Cycle: 1:1
Medium: HSL_1750 Medium parameters used: f = 1745 MHz; $\sigma$ = 1.34 S/m; $\varepsilon_r$ = 41.159; $\rho$ = 1000 kg/m$^3$
Ambient Temperature：23.2 ℃; Liquid Temperature：22.7 ℃

DASY5 Configuration:
- Probe: ES3DV3-SN3279; ConvF(5.59, 5.59, 5.59); Calibrated: 2019.3.4
- Sensor-Surface: 3mm (Mechanical Surface Detection)
- Electronics: DAE4 Sn1210; Calibrated: 2019.1.25
- Phantom: SAM1; Type: SAM; Serial: TP-1842
- Measurement SW: DASY52, Version 52.8 (8); SEMCAD X Version 14.6.10 (7372)

**Ch132322/Area Scan (41x71x1):** Interpolated grid: dx=1.500 mm, dy=1.500 mm
Maximum value of SAR (interpolated) = 1.14 W/kg

**Ch132322/Zoom Scan (5x5x7)/Cube 0:** Measurement grid: dx=8mm, dy=8mm, dz=5mm
Reference Value = 28.17 V/m; Power Drift = 0.15 dB
Peak SAR (extrapolated) = 1.44 W/kg
**SAR(1 g) = 0.853 W/kg; SAR(10 g) = 0.469 W/kg**
Maximum value of SAR (measured) = 1.04 W/kg

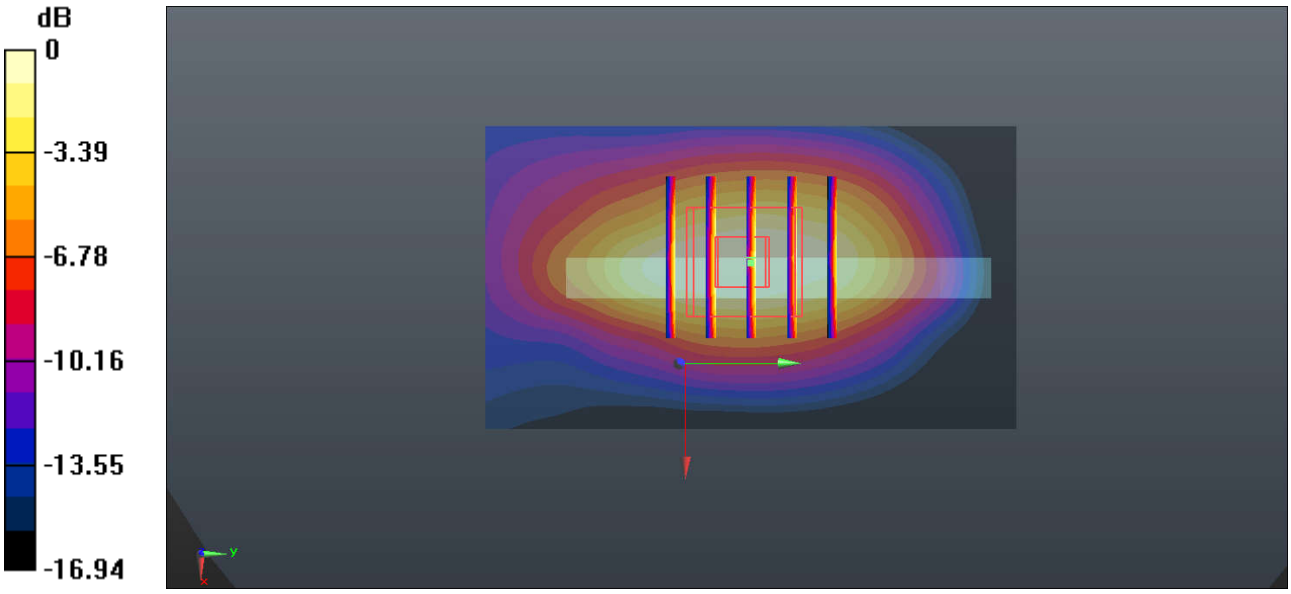


0 dB = 1.04 W/kg = 0.17 dBW/kg

**29_LTE Band 25-LAT_20M_QPSK_1RB_49Offset_Right side_10mm_Ch26340**

Communication System: UID 0, LTE-FDD (0); Frequency: 1880 MHz;Duty Cycle: 1:1
Medium: HSL_1900 Medium parameters used: f = 1880 MHz; $\sigma$ = 1.401 S/m; $\varepsilon_r$ = 40.021; $\rho$ = 1000 kg/m$^3$
Ambient Temperature：23.3 ℃; Liquid Temperature：22.6 ℃

DASY5 Configuration:
- Probe: ES3DV3-SN3279; ConvF(5.35, 5.35, 5.35); Calibrated: 2019.3.4
- Sensor-Surface: 3mm (Mechanical Surface Detection)
- Electronics: DAE4 Sn1210; Calibrated: 2019.1.25
- Phantom: SAM1; Type: SAM; Serial: TP-1842
- Measurement SW: DASY52, Version 52.8 (8); SEMCAD X Version 14.6.10 (7372)

**Ch26340/Area Scan (41x81x1):** Interpolated grid: dx=1.500 mm, dy=1.500 mm
Maximum value of SAR (interpolated) = 1.16 W/kg

**Ch26340/Zoom Scan (5x5x7)/Cube 0:** Measurement grid: dx=8mm, dy=8mm, dz=5mm
Reference Value = 20.21 V/m; Power Drift = 0.06 dB
Peak SAR (extrapolated) = 1.77 W/kg
**SAR(1 g) = 1.07 W/kg; SAR(10 g) = 0.618 W/kg**
Maximum value of SAR (measured) = 1.29 W/kg

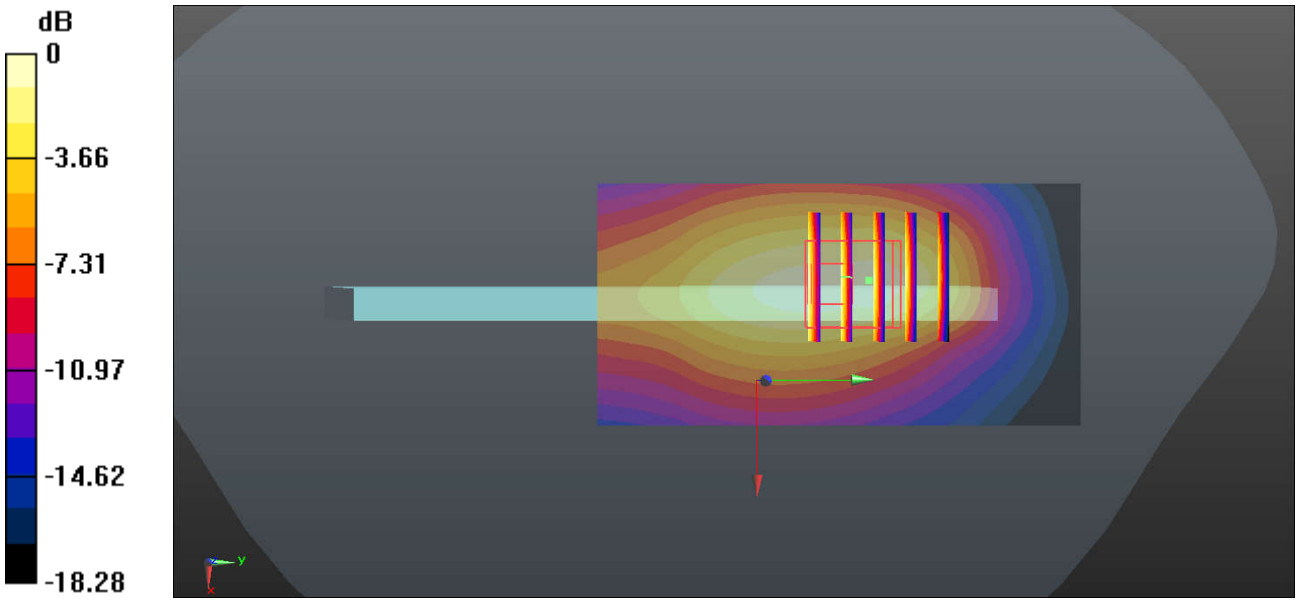


0 dB = 1.29 W/kg = 1.11 dBW/kg

Test Laboratory: Sporton International Inc. SAR/HAC Testing Lab Date: 2019.7.16

**30_LTE Band 7-LAT_20M_QPSK_50RB_0Offset_Back_10mm_Ch21350**

Communication System: UID 0, FDD_LTE (0); Frequency: 2560 MHz;Duty Cycle: 1:1
Medium: HSL_2600 Medium parameters used: f = 2560 MHz; $\sigma$ = 1.991 S/m; $\varepsilon_r$ = 38.043; $\rho$ = 1000 kg/m$^3$
Ambient Temperature：23.3 ℃; Liquid Temperature：22.8 ℃

DASY5 Configuration:
- Probe: ES3DV3-SN3279; ConvF(4.58, 4.58, 4.58); Calibrated: 2019.3.4
- Sensor-Surface: 3mm (Mechanical Surface Detection)
- Electronics: DAE4 Sn1210; Calibrated: 2019.1.25
- Phantom: SAM1; Type: SAM; Serial: TP-1842
- Measurement SW: DASY52, Version 52.8 (8); SEMCAD X Version 14.6.10 (7372)

**Ch21350/Area Scan (91x71x1):** Interpolated grid: dx=1.200 mm, dy=1.200 mm
Maximum value of SAR (interpolated) = 0.980 W/kg

**Ch21350/Zoom Scan (7x7x7)/Cube 0:** Measurement grid: dx=5mm, dy=5mm, dz=5mm
Reference Value = 6.380 V/m; Power Drift = -0.03 dB
Peak SAR (extrapolated) = 1.56 W/kg
**SAR(1 g) = 0.741 W/kg; SAR(10 g) = 0.359 W/kg**
Maximum value of SAR (measured) = 0.957 W/kg

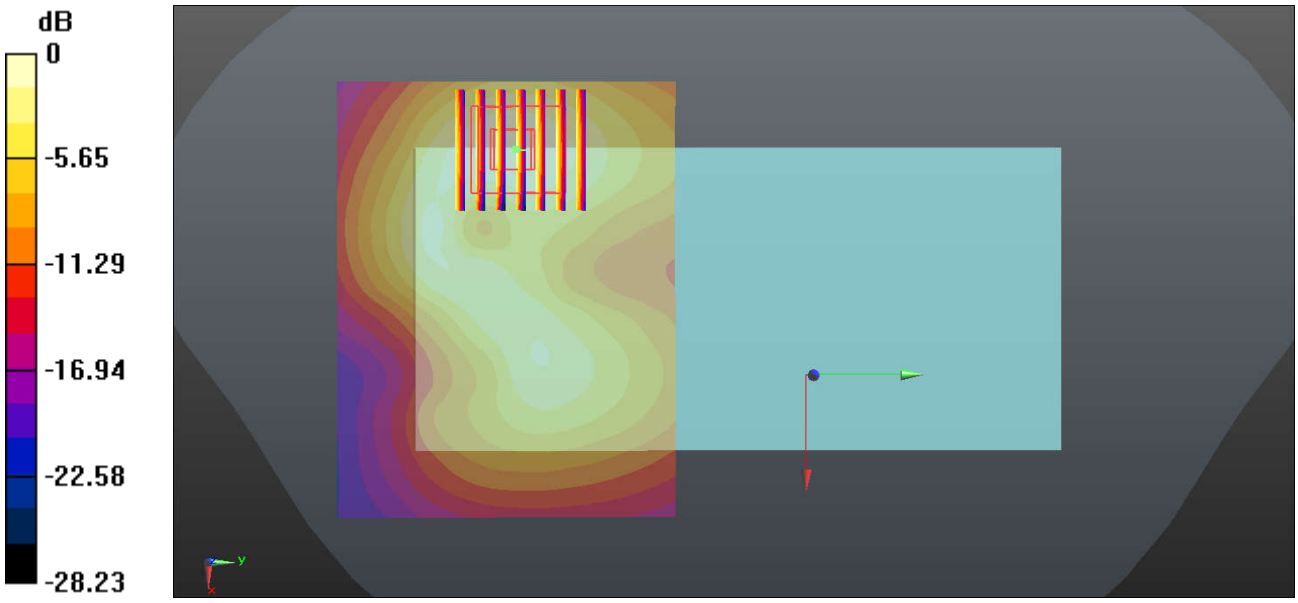


0 dB = 0.957 W/kg = -0.19 dBW/kg

**31_LTE Band 30-LAT_10M_QPSK_1RB_0Offset_Back_10mm_Ch27710**

Communication System: UID 0, FDD_LTE (0); Frequency: 2310 MHz;Duty Cycle: 1:1
Medium: HSL_2300 Medium parameters used: f = 2310 MHz; $\sigma$ = 1.683 S/m; $\varepsilon_r$ = 39.356; $\rho$ = 1000 kg/m$^3$
Ambient Temperature：23.3 ℃; Liquid Temperature：22.8 ℃

DASY5 Configuration:
- Probe: ES3DV3-SN3279; ConvF(5.02, 5.02, 5.02); Calibrated: 2019.3.4
- Sensor-Surface: 3mm (Mechanical Surface Detection)
- Electronics: DAE4 Sn1210; Calibrated: 2019.1.25
- Phantom: SAM1; Type: SAM; Serial: TP-1842
- Measurement SW: DASY52, Version 52.8 (8); SEMCAD X Version 14.6.10 (7372)

**Ch27710/Area Scan (91x71x1):** Interpolated grid: dx=1.200 mm, dy=1.200 mm
Maximum value of SAR (interpolated) = 1.22 W/kg

**Ch27710/Zoom Scan (7x7x7)/Cube 0:** Measurement grid: dx=5mm, dy=5mm, dz=5mm
Reference Value = 11.76 V/m; Power Drift = 0.15 dB
Peak SAR (extrapolated) = 1.93 W/kg
**SAR(1 g) = 0.910 W/kg; SAR(10 g) = 0.435 W/kg**
Maximum value of SAR (measured) = 1.18 W/kg

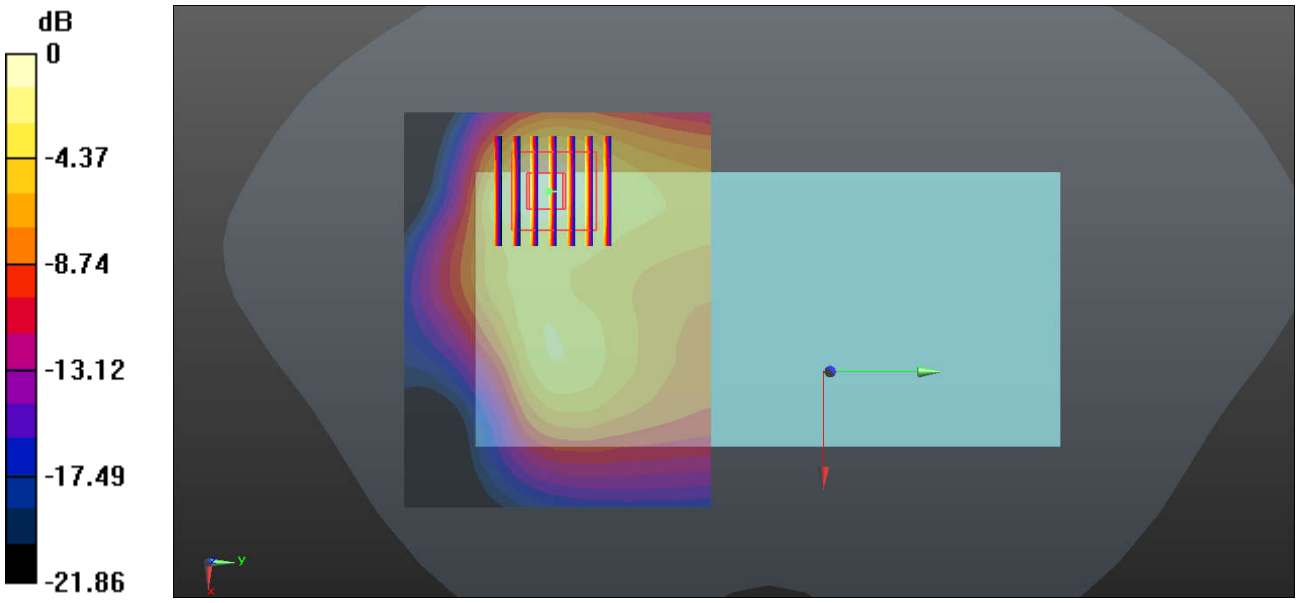


0 dB = 1.18 W/kg = 0.72 dBW/kg

**32_LTE Band 41-LAT_20M_QPSK_1RB_0Offset_Bottom side_10mm_Ch40670**

Communication System: UID 0, LTE-TDD (0); Frequency: 2598 MHz;Duty Cycle: 1:1.59
Medium: HSL_2600 Medium parameters used: f = 2598 MHz; $\sigma$ = 2.038 S/m; $\varepsilon_r$ = 37.884; $\rho$ = 1000 kg/m$^3$
Ambient Temperature：23.3 ℃； Liquid Temperature：22.8 ℃

DASY5 Configuration:
- Probe: ES3DV3-SN3279; ConvF(4.58, 4.58, 4.58); Calibrated: 2019.3.4
- Sensor-Surface: 3mm (Mechanical Surface Detection)
- Electronics: DAE4 Sn1210; Calibrated: 2019.1.25
- Phantom: SAM1; Type: SAM; Serial: TP-1842
- Measurement SW: DASY52, Version 52.8 (8); SEMCAD X Version 14.6.10 (7372)

**Ch40670/Area Scan (51x81x1):** Interpolated grid: dx=1.200 mm, dy=1.200 mm
Maximum value of SAR (interpolated) = 1.14 W/kg

**Ch40670/Zoom Scan (7x7x7)/Cube 0:** Measurement grid: dx=5mm, dy=5mm, dz=5mm
Reference Value = 20.56 V/m; Power Drift = -0.03 dB
Peak SAR (extrapolated) = 1.71 W/kg
**SAR(1 g) = 0.771 W/kg; SAR(10 g) = 0.345 W/kg**
Maximum value of SAR (measured) = 1.04 W/kg

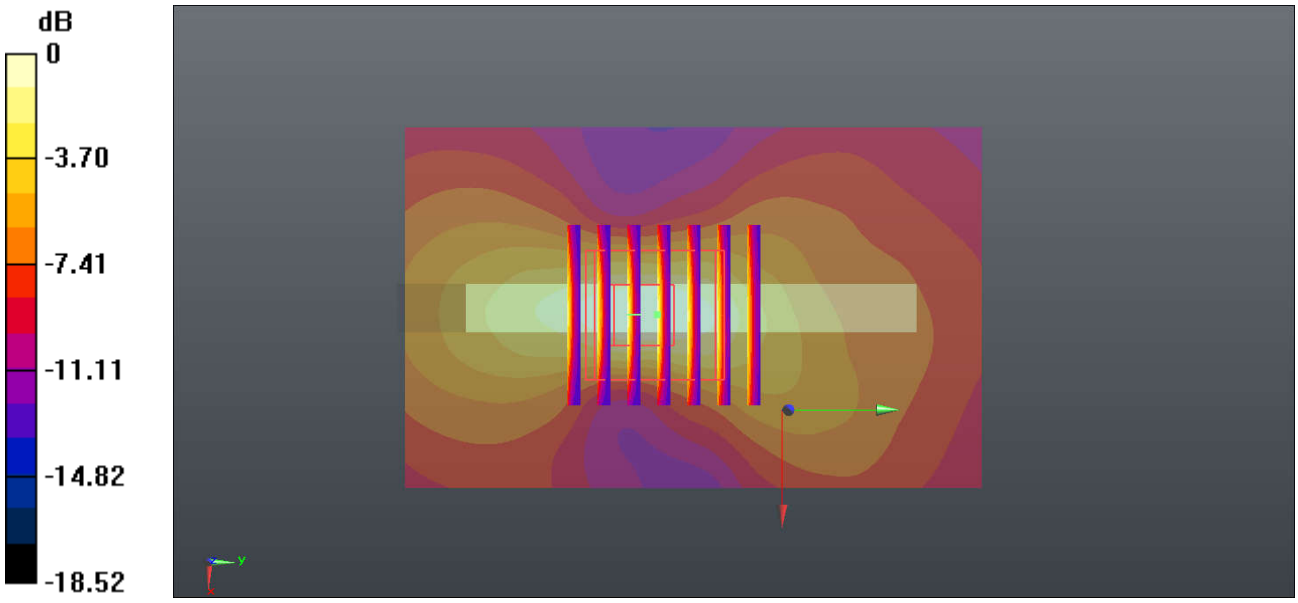


0 dB = 1.04 W/kg = 0.17 dBW/kg

**33_WLAN2.4GHz_802.11b 1Mbps_Left Side_10mm_Ant 1_Ch11**

Communication System: UID 0, 802.11b (0); Frequency: 2462 MHz;Duty Cycle: 1:1
Medium: HSL_2450 Medium parameters used: f = 2462 MHz; $\sigma$ = 1.872 S/m; $\varepsilon_r$ = 38.85; $\rho$ = 1000 kg/m$^3$
Ambient Temperature：23.2 ℃; Liquid Temperature：22.5 ℃

DASY5 Configuration:
- Probe: ES3DV3-SN3279; ConvF(4.77, 4.77, 4.77); Calibrated: 2019.3.4
- Sensor-Surface: 3mm (Mechanical Surface Detection)
- Electronics: DAE4 Sn1210; Calibrated: 2019.1.25
- Phantom: SAM1; Type: SAM; Serial: TP-1842
- Measurement SW: DASY52, Version 52.8 (8); SEMCAD X Version 14.6.10 (7372)

**Ch11/Area Scan (41x81x1):** Interpolated grid: dx=1.200 mm, dy=1.200 mm
Maximum value of SAR (interpolated) = 0.240 W/kg

**Ch11/Zoom Scan (7x7x7)/Cube 0:** Measurement grid: dx=5mm, dy=5mm, dz=5mm
Reference Value = 8.082 V/m; Power Drift = -0.02 dB
Peak SAR (extrapolated) = 0.308 W/kg
**SAR(1 g) = 0.181 W/kg; SAR(10 g) = 0.099 W/kg**
Maximum value of SAR (measured) = 0.227 W/kg

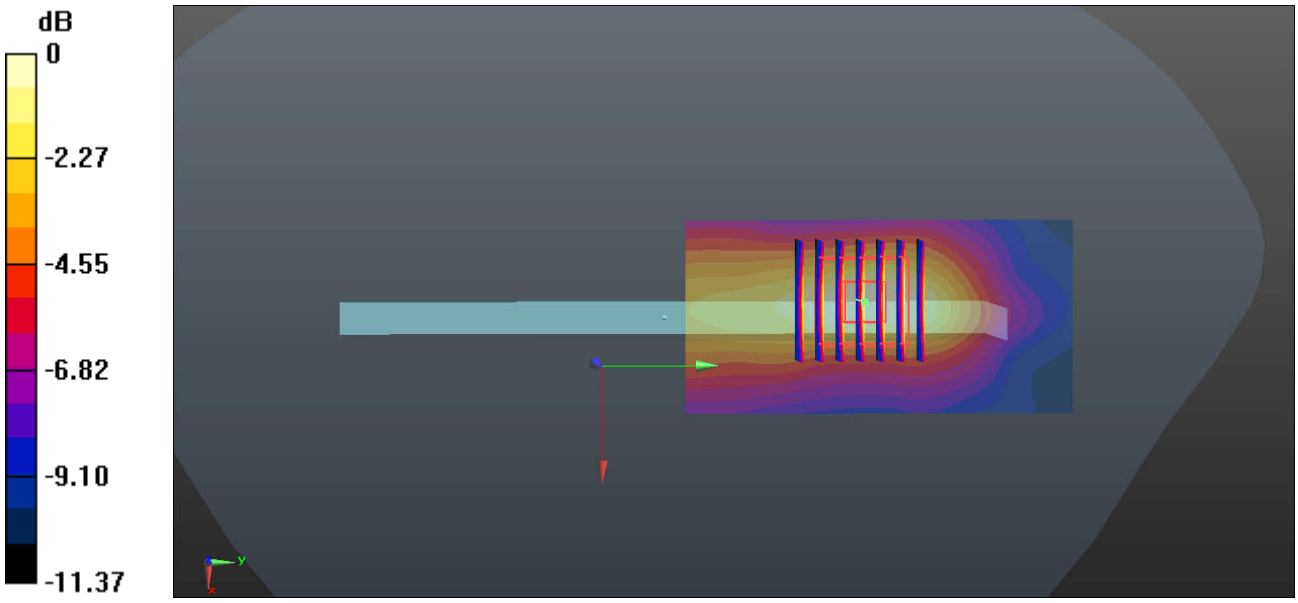


0 dB = 0.227 W/kg = -6.44 dBW/kg

Test Laboratory: Sporton International Inc. SAR/HAC Testing Lab Date: 2019.7.13

**34_Bluetooth_1Mbps_Left Side_10mm_Ant 1_Ch00**

Communication System: UID 0, Bluetooth (0); Frequency: 2402 MHz;Duty Cycle: 1:1.297
Medium: HSL_2450 Medium parameters used: f = 2402 MHz; $\sigma$ = 1.802 S/m; $\varepsilon_r$ = 39.079; $\rho$ = 1000 kg/m$^3$
Ambient Temperature：23.2 ℃； Liquid Temperature：22.5 ℃

DASY5 Configuration:
- Probe: ES3DV3-SN3279; ConvF(4.77, 4.77, 4.77); Calibrated: 2019.3.4
- Sensor-Surface: 3mm (Mechanical Surface Detection)
- Electronics: DAE4 Sn1210; Calibrated: 2019.1.25
- Phantom: SAM1; Type: SAM; Serial: TP-1842
- Measurement SW: DASY52, Version 52.10 (1); SEMCAD X Version 14.6.11 (7439)

**Ch00/Area Scan (41x111x1):** Interpolated grid: dx=1.200 mm, dy=1.200 mm
Maximum value of SAR (interpolated) = 0.0245 W/kg

**Ch00/Zoom Scan (8x8x7)/Cube 0:** Measurement grid: dx=5mm, dy=5mm, dz=5mm
Reference Value = 2.760 V/m; Power Drift = 0.02 dB
Peak SAR (extrapolated) = 0.0610 W/kg
**SAR(1 g) = 0.026 W/kg; SAR(10 g) = 0.015 W/kg**
Maximum value of SAR (measured) = 0.0324 W/kg

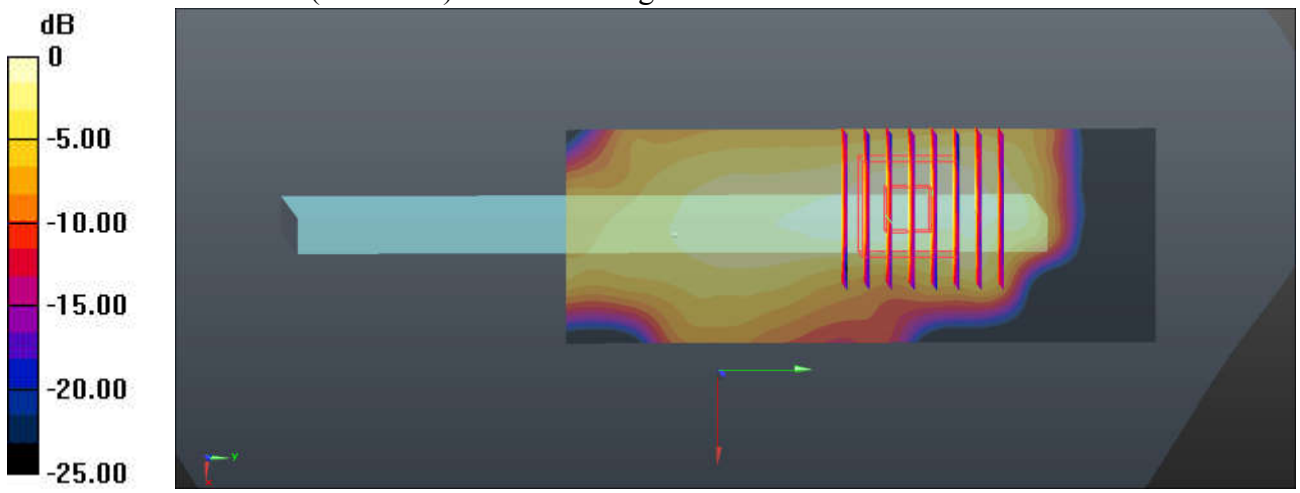


0 dB = 0.0245 W/kg = -16.11 dBW/kg

Test Laboratory: Sporton International Inc. SAR/HAC Testing Lab Date: 2019.7.29

**35_WLAN5GHz_802.11a 6Mbps_Back_10mm_Ant 1+2_Ch36**

Communication System: UID 0, 802.11a (0); Frequency: 5180 MHz;Duty Cycle: 1:1.018
Medium: HSL_5000 Medium parameters used: f = 5180 MHz; $\sigma$ = 4.548 S/m; $\varepsilon_r$ = 36.903; $\rho$ = 1000 kg/m$^3$
Ambient Temperature：23.2 ℃； Liquid Temperature：22.7 ℃

DASY5 Configuration:
- Probe: EX3DV4 - SN3954; ConvF(4.98, 4.98, 4.98); Calibrated: 2019.4.25
- Sensor-Surface: 1.4mm (Mechanical Surface Detection)
- Electronics: DAE4 Sn1210; Calibrated: 2019.1.25
- Phantom: SAM2; Type: SAM; Serial: TP-1697
- Measurement SW: DASY52, Version 52.8 (8); SEMCAD X Version 14.6.10 (7372)

**Ch36/Area Scan (111x91x1):** Interpolated grid: dx=1.000 mm, dy=1.000 mm
Maximum value of SAR (interpolated) = 0.619 W/kg

**Ch36/Zoom Scan (7x7x7)/Cube 0:** Measurement grid: dx=4mm, dy=4mm, dz=1.4mm
Reference Value = 3.887 V/m; Power Drift = 0.04 dB
Peak SAR (extrapolated) = 1.05 W/kg
**SAR(1 g) = 0.282 W/kg; SAR(10 g) = 0.115 W/kg**
Maximum value of SAR (measured) = 0.611 W/kg

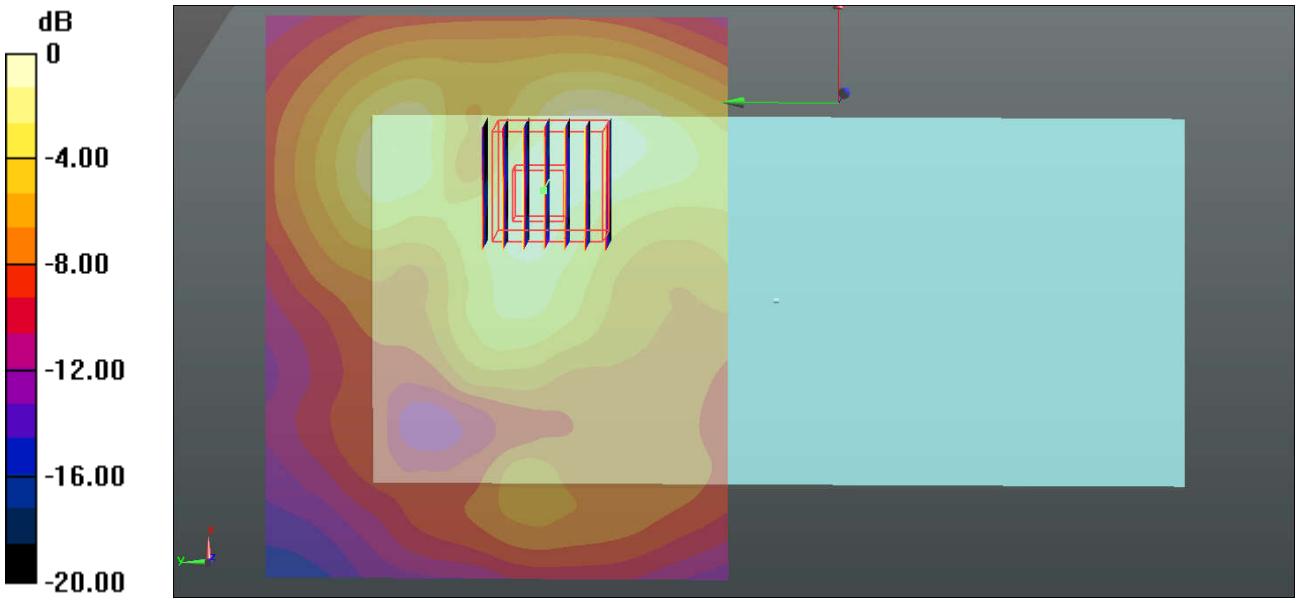


0 dB = 0.611 W/kg = -2.14 dBW/kg

Test Laboratory: Sporton International Inc. SAR/HAC Testing Lab Date: 2019.7.5

**36_GSM 850-LAT_GPRS 4 Tx slots_Back_10mm_Ch189**

Communication System: UID 0, GSM850 4TX (0); Frequency: 836.4 MHz;Duty Cycle:1:2.08
Medium: HSL_835 Medium parameters used: f = 836.4 MHz; $\sigma$ = 0.909 S/m; $\varepsilon_r$ = 42.242; $\rho$ = 1000 kg/m$^3$
Ambient Temperature：23.2 ℃； Liquid Temperature：22.8 ℃

DASY5 Configuration:
- Probe: ES3DV3-SN3279; ConvF(6.38, 6.38, 6.38); Calibrated: 2019.3.4
- Sensor-Surface: 3mm (Mechanical Surface Detection)
- Electronics: DAE4 Sn1210; Calibrated: 2019.1.25
- Phantom: SAM1; Type: SAM; Serial: TP-1842
- Measurement SW: DASY52, Version 52.8 (8); SEMCAD X Version 14.6.10 (7372)

**Ch189/Area Scan (71x71x1):** Interpolated grid: dx=1.500 mm, dy=1.500 mm
Maximum value of SAR (interpolated) = 0.704 W/kg

**Ch189/Zoom Scan (5x5x7)/Cube 0:** Measurement grid: dx=8mm, dy=8mm, dz=5mm
Reference Value = 18.36 V/m; Power Drift = -0.07 dB
Peak SAR (extrapolated) = 0.905 W/kg
**SAR(1 g) = 0.523 W/kg; SAR(10 g) = 0.319 W/kg**
Maximum value of SAR (measured) = 0.621 W/kg

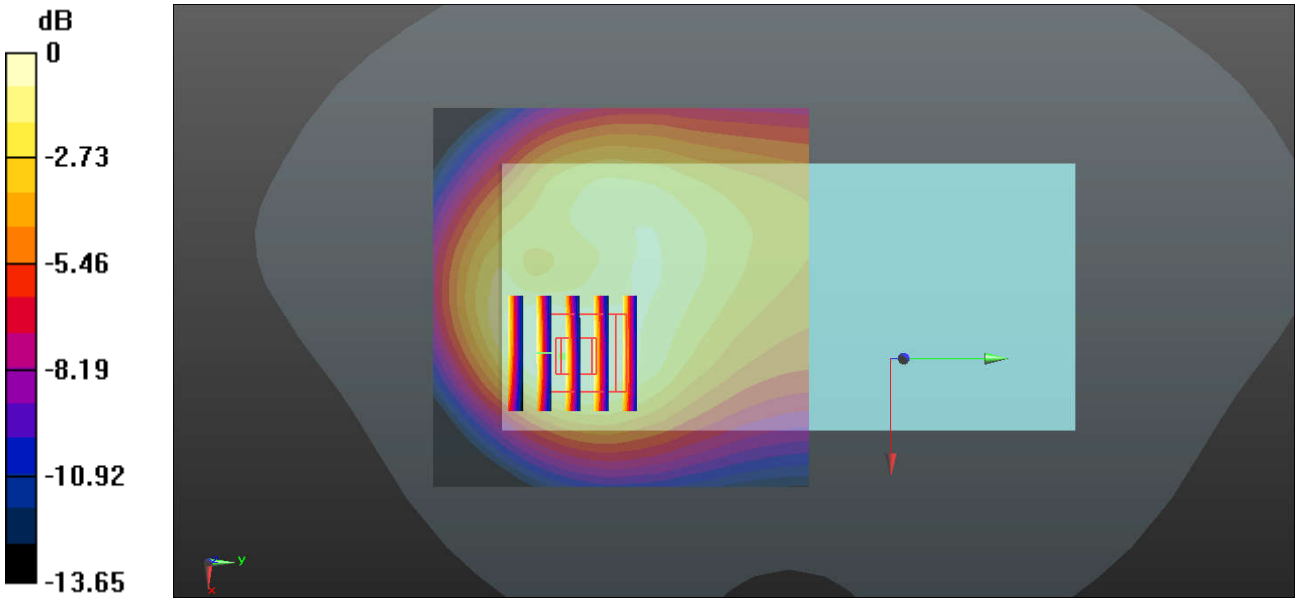


0 dB = 0.621 W/kg = -2.07 dBW/kg

Test Laboratory: Sporton International Inc. SAR/HAC Testing Lab Date: 2019.7.10

**37_GSM 1900-LAT_GPRS 3 Tx slots_Back_10mm_Ch661**

Communication System: UID 0, PCS 3TX (0); Frequency: 1880 MHz;Duty Cycle:1:2.77
Medium: HSL_1900 Medium parameters used: f = 1880 MHz; $\sigma$ = 1.401 S/m; $\varepsilon_r$ = 40.021; $\rho$ = 1000 kg/m$^3$
Ambient Temperature：23.3 ℃; Liquid Temperature：22.6 ℃

DASY5 Configuration:
- Probe: ES3DV3-SN3279; ConvF(5.35, 5.35, 5.35); Calibrated: 2019.3.4
- Sensor-Surface: 3mm (Mechanical Surface Detection)
- Electronics: DAE4 Sn1210; Calibrated: 2019.1.25
- Phantom: SAM1; Type: SAM; Serial: TP-1842
- Measurement SW: DASY52, Version 52.8 (8); SEMCAD X Version 14.6.10 (7372)

**Ch661/Area Scan (71x71x1):** Interpolated grid: dx=1.500 mm, dy=1.500 mm
Maximum value of SAR (interpolated) = 0.588 W/kg

**Ch661/Zoom Scan (5x5x7)/Cube 0:** Measurement grid: dx=8mm, dy=8mm, dz=5mm
Reference Value = 10.37 V/m; Power Drift = -0.03 dB
Peak SAR (extrapolated) = 0.834 W/kg
**SAR(1 g) = 0.461 W/kg; SAR(10 g) = 0.251 W/kg**
Maximum value of SAR (measured) = 0.559 W/kg

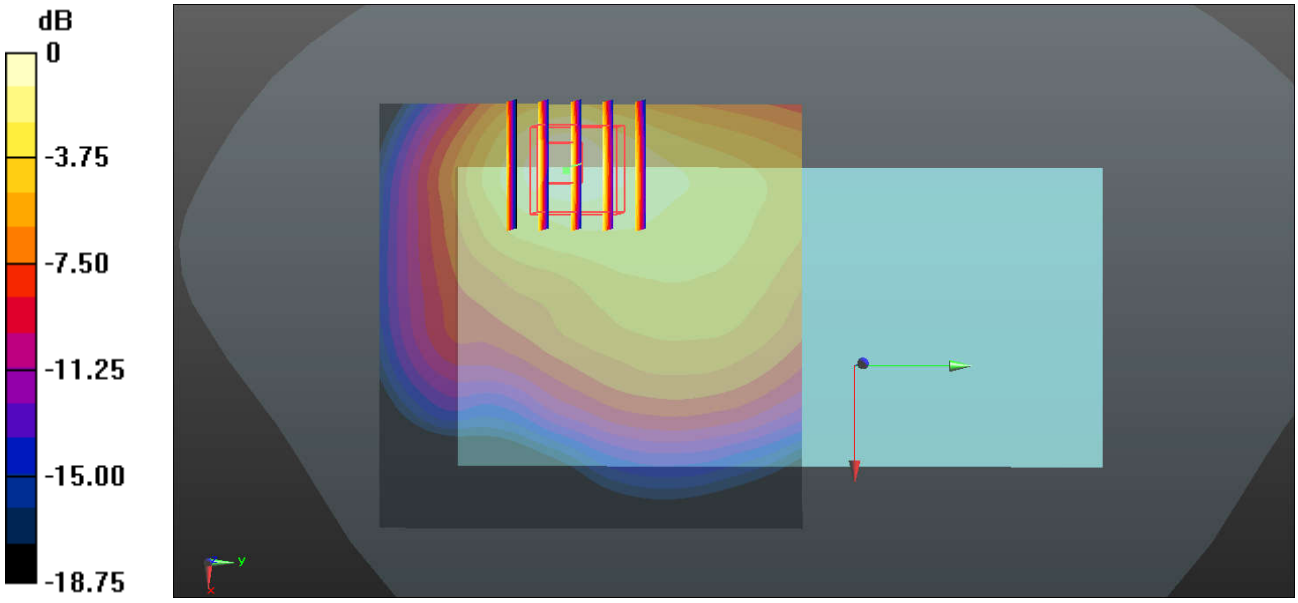


0 dB = 0.559 W/kg = -2.53 dBW/kg

Test Laboratory: Sporton International Inc. SAR/HAC Testing Lab Date: 2019.7.5

**38_WCDMA V-LAT_RMC 12.2Kbps_Back_10mm_Ch4132**

Communication System: UID 0, UMTS (0); Frequency: 826.4 MHz;Duty Cycle: 1:1
Medium: HSL_835 Medium parameters used: f = 826.4 MHz; $\sigma$ = 0.9 S/m; $\varepsilon_r$ = 42.371; $\rho$ = 1000 kg/m$^3$
Ambient Temperature：23.2 ℃； Liquid Temperature：22.8 ℃

DASY5 Configuration:
- Probe: ES3DV3-SN3279; ConvF(6.38, 6.38, 6.38); Calibrated: 2019.3.4
- Sensor-Surface: 3mm (Mechanical Surface Detection)
- Electronics: DAE4 Sn1210; Calibrated: 2019.1.25
- Phantom: SAM1; Type: SAM; Serial: TP-1842
- Measurement SW: DASY52, Version 52.8 (8); SEMCAD X Version 14.6.10 (7372)

**Ch4132/Area Scan (71x131x1):** Interpolated grid: dx=1.500 mm, dy=1.500 mm
Maximum value of SAR (interpolated) = 0.658 W/kg

**Ch4132/Zoom Scan (5x5x7)/Cube 0:** Measurement grid: dx=8mm, dy=8mm, dz=5mm
Reference Value = 16.77 V/m; Power Drift = 0.14 dB
Peak SAR (extrapolated) = 0.927 W/kg
**SAR(1 g) = 0.535 W/kg; SAR(10 g) = 0.317 W/kg**
Maximum value of SAR (measured) = 0.640 W/kg

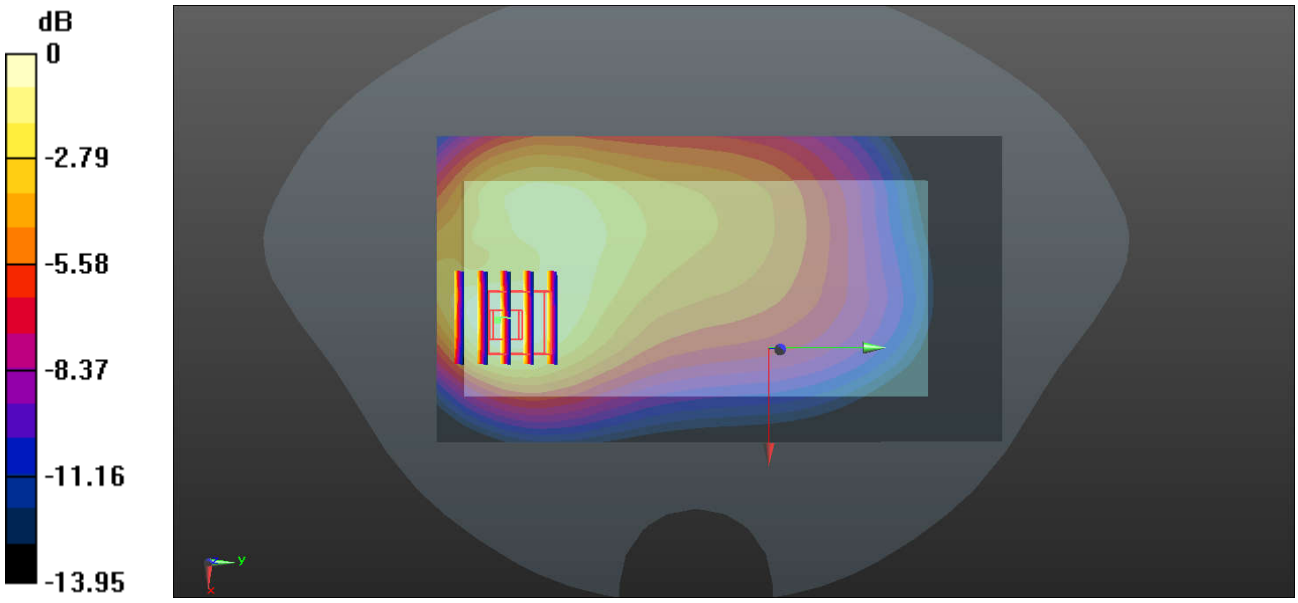


0 dB = 0.640 W/kg = -1.94 dBW/kg

Test Laboratory: Sporton International Inc. SAR/HAC Testing Lab Date: 2019.7.10

**39_WCDMA II-LAT_RMC 12.2Kbps_Back_10mm_Ch9400**

Communication System: UID 0, UMTS (0); Frequency: 1880 MHz;Duty Cycle: 1:1
Medium: HSL_1900 Medium parameters used: f = 1880 MHz; $\sigma$ = 1.401 S/m; $\varepsilon_r$ = 40.021; $\rho$ = 1000 kg/m$^3$
Ambient Temperature：23.3 ℃; Liquid Temperature：22.6 ℃

DASY5 Configuration:
- Probe: ES3DV3-SN3279; ConvF(5.35, 5.35, 5.35); Calibrated: 2019.3.4
- Sensor-Surface: 3mm (Mechanical Surface Detection)
- Electronics: DAE4 Sn1210; Calibrated: 2019.1.25
- Phantom: SAM1; Type: SAM; Serial: TP-1842
- Measurement SW: DASY52, Version 52.8 (8); SEMCAD X Version 14.6.10 (7372)

**Ch9400/Area Scan (71x71x1):** Interpolated grid: dx=1.500 mm, dy=1.500 mm
Maximum value of SAR (interpolated) = 1.31 W/kg

**Ch9400/Zoom Scan (5x5x7)/Cube 0:** Measurement grid: dx=8mm, dy=8mm, dz=5mm
Reference Value = 15.83 V/m; Power Drift = -0.04 dB
Peak SAR (extrapolated) = 1.81 W/kg
**SAR(1 g) = 1 W/kg; SAR(10 g) = 0.550 W/kg**
Maximum value of SAR (measured) = 1.20 W/kg

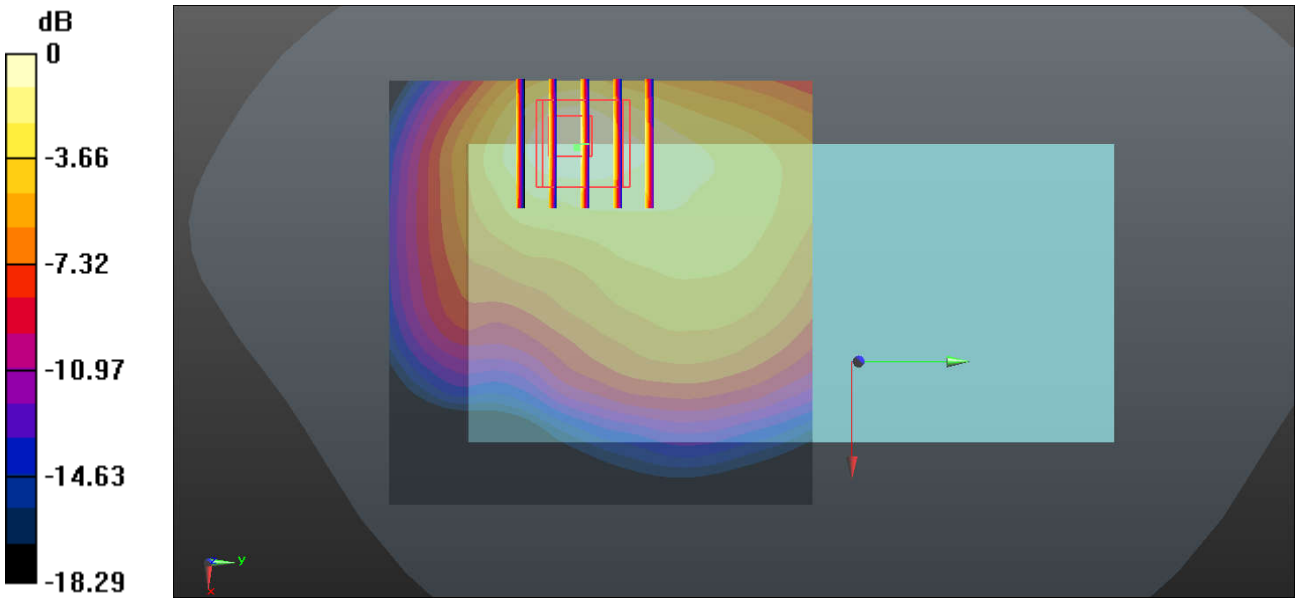


0 dB = 1.20 W/kg = 0.79 dBW/kg

**40_WCDMA IV-LAT_RMC 12.2Kbps_Back_10mm_Ch1513**

Communication System: UID 0, WCDMA (0); Frequency: 1752.6 MHz;Duty Cycle: 1:1
Medium: HSL_1750 Medium parameters used: f = 1753 MHz; $\sigma$ = 1.348 S/m; $\varepsilon_r$ = 41.132; $\rho$ = 1000 kg/m$^3$
Ambient Temperature：23.2 ℃; Liquid Temperature：22.7 ℃

DASY5 Configuration:
- Probe: ES3DV3-SN3279; ConvF(5.59, 5.59, 5.59); Calibrated: 2019.3.4
- Sensor-Surface: 3mm (Mechanical Surface Detection)
- Electronics: DAE4 Sn1210; Calibrated: 2019.1.25
- Phantom: SAM1; Type: SAM; Serial: TP-1842
- Measurement SW: DASY52, Version 52.8 (8); SEMCAD X Version 14.6.10 (7372)

**Ch1513/Area Scan (71x61x1):** Interpolated grid: dx=1.500 mm, dy=1.500 mm
Maximum value of SAR (interpolated) = 0.960 W/kg

**Ch1513/Zoom Scan (5x5x7)/Cube 0:** Measurement grid: dx=8mm, dy=8mm, dz=5mm
Reference Value = 12.77 V/m; Power Drift = -0.03 dB
Peak SAR (extrapolated) = 1.05 W/kg
**SAR(1 g) = 0.678 W/kg; SAR(10 g) = 0.422 W/kg**
Maximum value of SAR (measured) = 0.909 W/kg

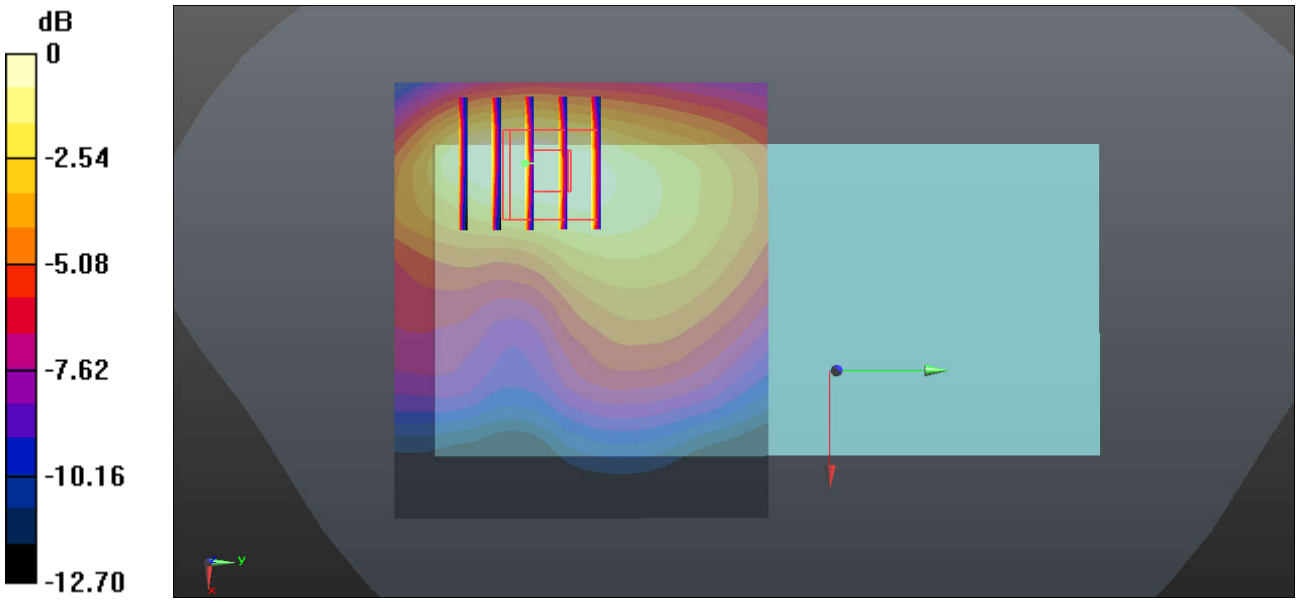


0 dB = 0.909 W/kg = -0.41 dBW/kg

Test Laboratory: Sporton International Inc. SAR/HAC Testing Lab Date: 2019.7.14

**41_LTE Band 71-LAT_20M_QPSK_1RB_0Offset_Back_10mm_Ch133322**

Communication System: UID 0, LTE-FDD (0); Frequency: 683 MHz;Duty Cycle: 1:1
Medium: HSL_750 Medium parameters used: f = 683 MHz; $\sigma$ = 0.842 S/m; $\varepsilon_r$ = 42.988; $\rho$ = 1000 kg/m$^3$
Ambient Temperature：23.2 ℃; Liquid Temperature：22.7 ℃

DASY5 Configuration:
- Probe: ES3DV3-SN3279; ConvF(6.58, 6.58, 6.58); Calibrated: 2019.3.4
- Sensor-Surface: 3mm (Mechanical Surface Detection)
- Electronics: DAE4 Sn1210; Calibrated: 2019.1.25
- Phantom: SAM1; Type: SAM; Serial: TP-1842
- Measurement SW: DASY52, Version 52.8 (8); SEMCAD X Version 14.6.10 (7372)

**Ch133322/Area Scan (71x71x1):** Interpolated grid: dx=1.500 mm, dy=1.500 mm
Maximum value of SAR (interpolated) = 0.430 W/kg

**Ch133322/Zoom Scan (5x5x7)/Cube 0:** Measurement grid: dx=8mm, dy=8mm, dz=5mm
Reference Value = 17.18 V/m; Power Drift = 0.04 dB
Peak SAR (extrapolated) = 0.602 W/kg
**SAR(1 g) = 0.382 W/kg; SAR(10 g) = 0.250 W/kg**
Maximum value of SAR (measured) = 0.442 W/kg

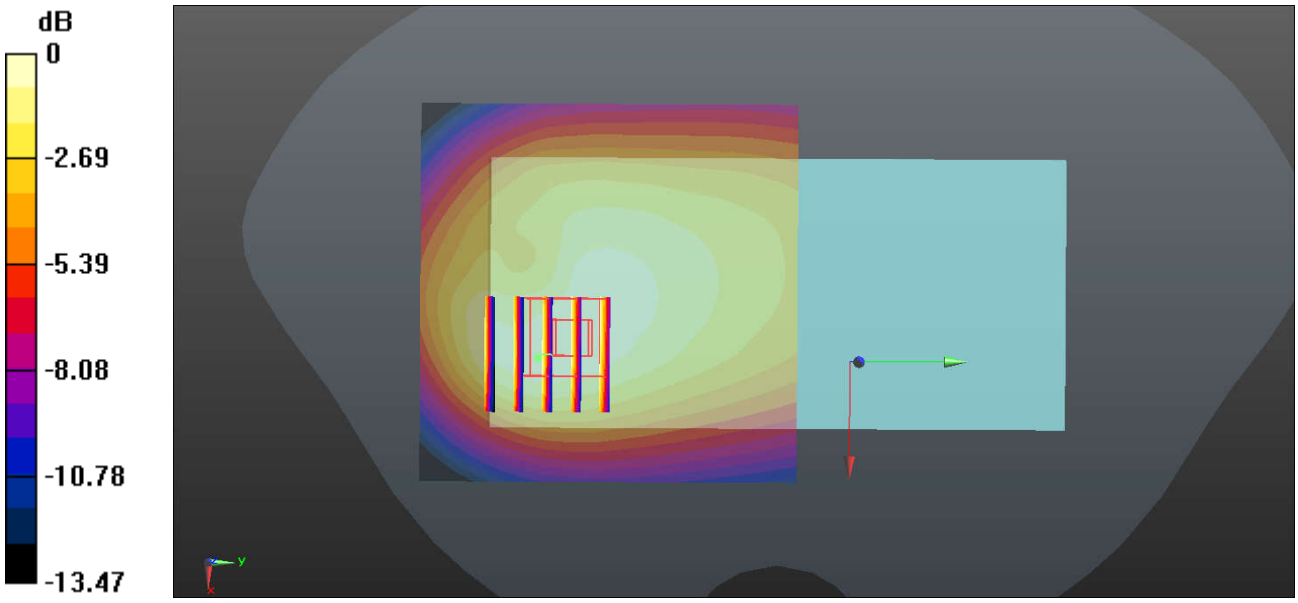


0 dB = 0.442 W/kg = -3.55 dBW/kg

Test Laboratory: Sporton International Inc. SAR/HAC Testing Lab Date: 2019.7.14

**42_LTE Band 12-LAT_10M_QPSK_1RB_25Offset_Back_10mm_Ch23095**

Communication System: UID 0, LTE-FDD (0); Frequency: 707.5 MHz;Duty Cycle: 1:1
Medium: HSL_750 Medium parameters used: f = 707.5 MHz; $\sigma$ = 0.864 S/m; $\varepsilon_r$ = 42.662; $\rho$ = 1000 kg/m$^3$
Ambient Temperature：23.2 ℃； Liquid Temperature：22.7 ℃

DASY5 Configuration:
- Probe: ES3DV3-SN3279; ConvF(6.58, 6.58, 6.58); Calibrated: 2019.3.4
- Sensor-Surface: 3mm (Mechanical Surface Detection)
- Electronics: DAE4 Sn1210; Calibrated: 2019.1.25
- Phantom: SAM1; Type: SAM; Serial: TP-1842
- Measurement SW: DASY52, Version 52.8 (8); SEMCAD X Version 14.6.10 (7372)

**Ch23095/Area Scan (71x91x1):** Interpolated grid: dx=1.500 mm, dy=1.500 mm
Maximum value of SAR (interpolated) = 0.440 W/kg

**Ch23095/Zoom Scan (5x5x7)/Cube 0:** Measurement grid: dx=8mm, dy=8mm, dz=5mm
Reference Value = 18.26 V/m; Power Drift = -0.06 dB
Peak SAR (extrapolated) = 0.604 W/kg
**SAR(1 g) = 0.359 W/kg; SAR(10 g) = 0.226 W/kg**
Maximum value of SAR (measured) = 0.426 W/kg

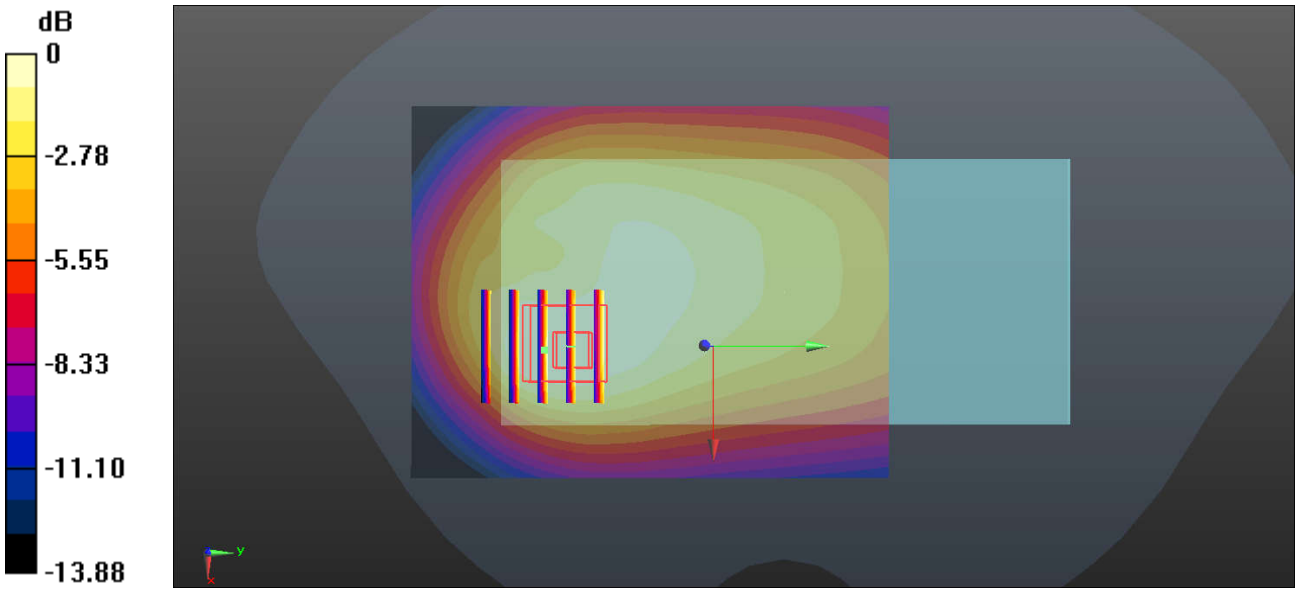


0 dB = 0.426 W/kg = -3.71 dBW/kg

**43_LTE Band 13-LAT_10M_QPSK_1RB_25Offset_Back_10mm_Ch23230**

Communication System: UID 0, LTE-FDD (0); Frequency: 782 MHz;Duty Cycle: 1:1
Medium: HSL_750 Medium parameters used: f = 782 MHz; σ = 0.935 S/m; $\varepsilon_r$ = 41.682; ρ = 1000 kg/m$^3$
Ambient Temperature：23.2 ℃; Liquid Temperature：22.7 ℃

DASY5 Configuration:
- Probe: ES3DV3-SN3279; ConvF(6.58, 6.58, 6.58); Calibrated: 2019.3.4
- Sensor-Surface: 3mm (Mechanical Surface Detection)
- Electronics: DAE4 Sn1210; Calibrated: 2019.1.25
- Phantom: SAM1; Type: SAM; Serial: TP-1842
- Measurement SW: DASY52, Version 52.8 (8); SEMCAD X Version 14.6.10 (7372)

**Ch23230/Area Scan (71x121x1):** Interpolated grid: dx=1.500 mm, dy=1.500 mm
Maximum value of SAR (interpolated) = 0.701 W/kg

**Ch23230/Zoom Scan (5x5x7)/Cube 0:** Measurement grid: dx=8mm, dy=8mm, dz=5mm
Reference Value = 20.98 V/m; Power Drift = 0.04 dB
Peak SAR (extrapolated) = 1.01 W/kg
**SAR(1 g) = 0.576 W/kg; SAR(10 g) = 0.354 W/kg**
Maximum value of SAR (measured) = 0.694 W/kg

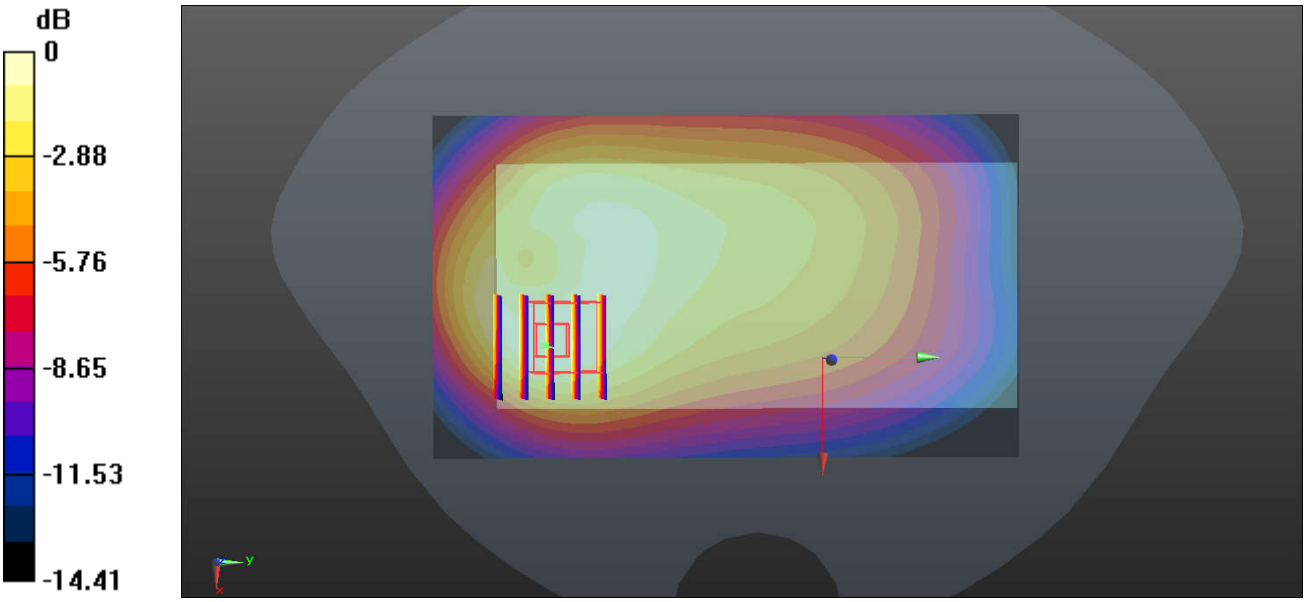


0 dB = 0.694 W/kg = -1.59 dBW/kg