System Performance Check Data(Head)

Type: Phone measurement (Complete)
Area scan resolution: dx=8mm,dy=8mm
Zoom scan resolution: dx=8mm, dy=8mm, dz=5mm
Date of measurement: 2016.04.06
Measurement duration: 13 minutes 33 seconds

A. Experimental conditions.

Phantom File	surf_sam_plan.txt
Phantom	Flat Plane
Device Position	
Band	750MHz
Channels	
Signal	CW

B. SAR Measurement Results

Band SAR

Frequency (MHz)	750.000000
Relative permittivity (real part)	41.202542
Conductivity (S/m)	0.912542
Power drift (%)	1.300000
Ambient Temperature:	22.9°C
Liquid Temperature:	22.1°C
ConvF:	6.10
Crest factor:	1:1

SURFACE SAR	VOLUME SAR
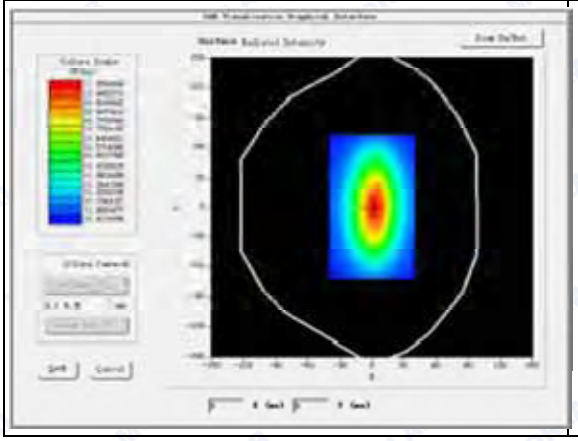	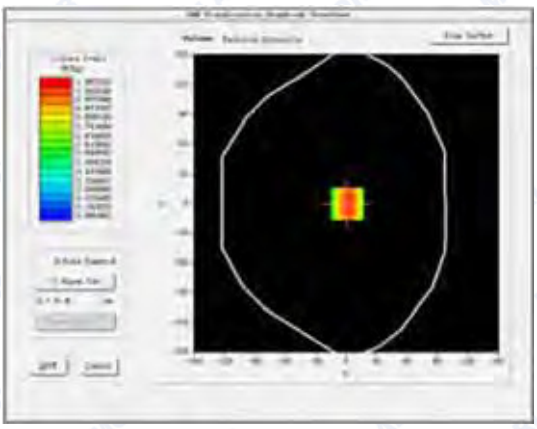

Maximum location: X=1.00, Y=0.00

SAR Peak: 1.30 W/kg

SAR 10g (W/Kg)	0.552013
SAR 1g (W/Kg)	0.841325

Z Axis Scan

Z (mm)	0	4	9	14	19	24	29
SAR(W/Kg)	1.27421	0.84683	0.56210	0.49031	0.30346	0.24201	0.10420

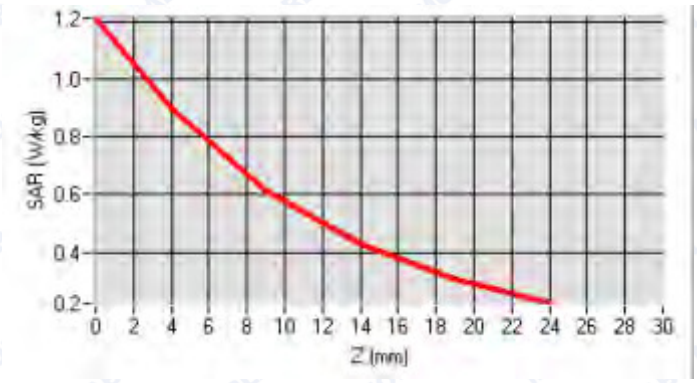





System Performance Check Data(Body)

Type: Phone measurement (Complete)
Area scan resolution: dx=8mm,dy=8mm
Zoom scan resolution: dx=8mm, dy=8mm, dz=5mm
Date of measurement: 2016.04.06
Measurement duration: 13 minutes 33 seconds

A. Experimental conditions.

Phantom File	surf_sam_plan.txt
Phantom	Flat Plane
Device Position	
Band	750MHz
Channels	
Signal	CW

B. SAR Measurement Results

Band SAR

Frequency (MHz)	750.000000
Relative permittivity (real part)	54.481205
Conductivity (S/m)	0.928568
Power drift (%)	1.800000
Ambient Temperature:	22.9°C
Liquid Temperature:	22.1°C
ConvF:	6.25
Crest factor:	1:1

SURFACE SAR	VOLUME SAR
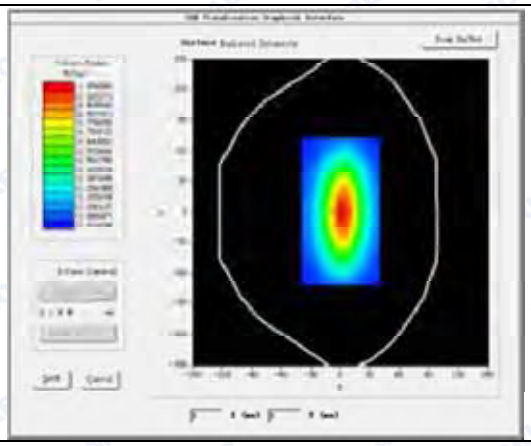	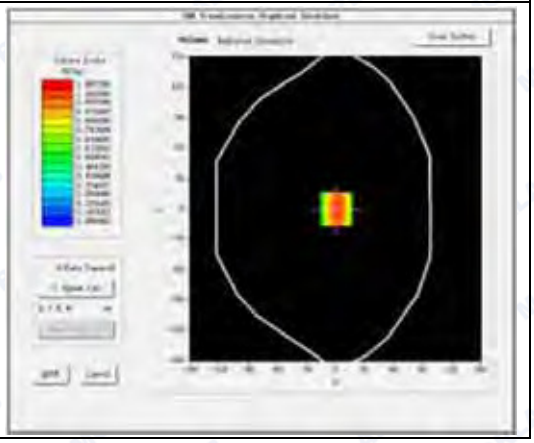

Maximum location: X=1.00, Y=0.00

SAR Peak: 1.32 W/kg

SAR 10g (W/Kg)	**0.531264**
SAR 1g (W/Kg)	**0.852308**

Z Axis Scan

Z (mm)	0	4	9	14	19	24	29
SAR(W/Kg)	1.27421	0.84683	0.56210	0.49031	0.30346	0.24201	0.10420

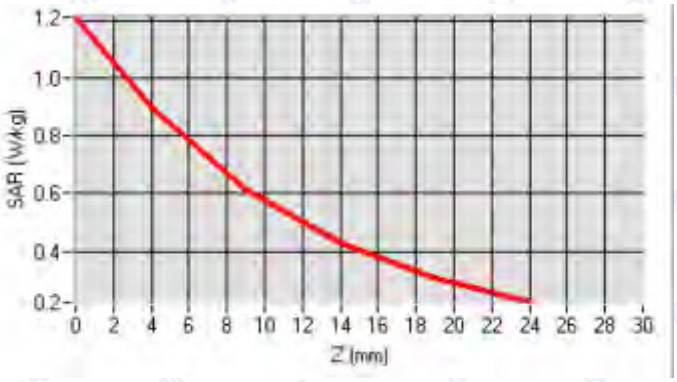





System Performance Check Data(Head)

Type: Phone measurement (Complete)

Area scan resolution: dx=8mm,dy=8mm

Zoom scan resolution: dx=8mm, dy=8mm, dz=5mm

Date of measurement: 2016.04.06

Measurement duration: 13 minutes 30 seconds

A. Experimental conditions.

Phantom File	surf_sam_plan.txt
Phantom	Flat Plane
Device Position	
Band	835MHz
Channels	
Signal	CW

B. SAR Measurement Results

Band SAR

Frequency (MHz)	835.000000
Relative permittivity (real part)	41.362849
Conductivity (S/m)	0.913725
Power drift (%)	2.010000
Ambient Temperature:	22.9°C
Liquid Temperature:	22.1°C
ConvF:	5.74
Crest factor:	1:1

SURFACE SAR	VOLUME SAR
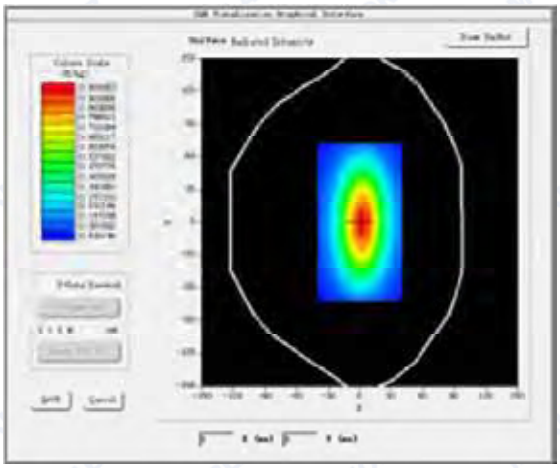	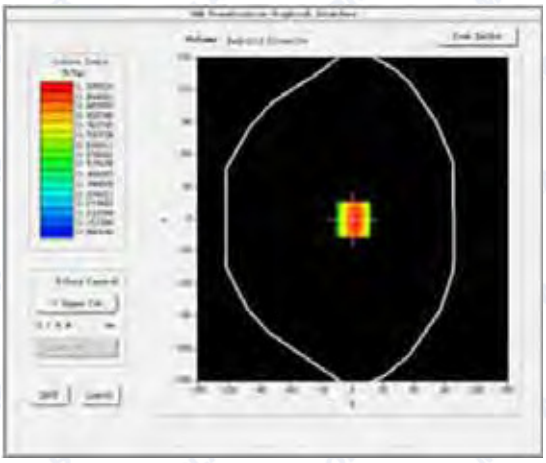

Maximum location: X=1.00, Y=0.00
SAR Peak: 1.50 W/kg

SAR 10g (W/Kg)	**0.594323**
SAR 1g (W/Kg)	**0.952105**

Z Axis Scan

Z (mm)	0	4	9	14	19	24	29
SAR(W/Kg)	1.4921	1.2304	0.7527	0.5312	0.3902	0.2461	0.1805

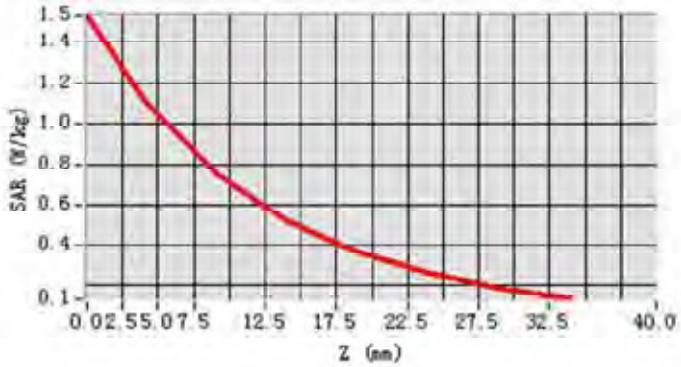



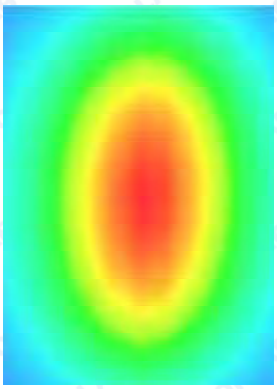

System Performance Check Data(Body)

Type: Phone measurement (Complete)

Area scan resolution: dx=8mm,dy=8mm

Zoom scan resolution: dx=8mm, dy=8mm, dz=5mm

Date of measurement: 2016.04.06

Measurement duration: 13 minutes 30 seconds

A. Experimental conditions.

Phantom File	surf_sam_plan.txt
Phantom	Flat Plane
Device Position	
Band	835MHz
Channels	
Signal	CW

B. SAR Measurement Results

Band SAR

Frequency (MHz)	835.000000
Relative permittivity (real part)	55.693058
Conductivity (S/m)	0.970859
Power drift (%)	0.910000
Ambient Temperature:	22.9°C
Liquid Temperature:	22.1°C
ConvF:	6.99
Crest factor:	1:1

SURFACE SAR	VOLUME SAR
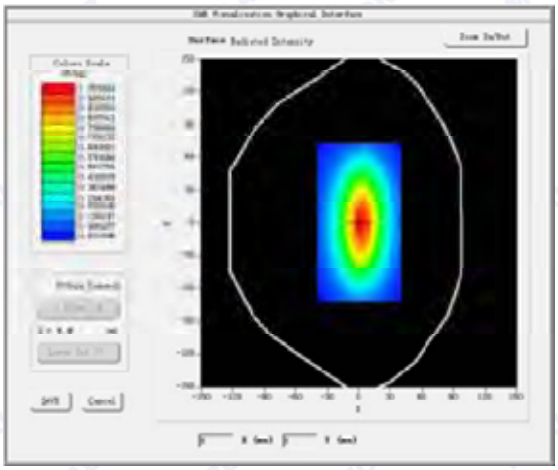	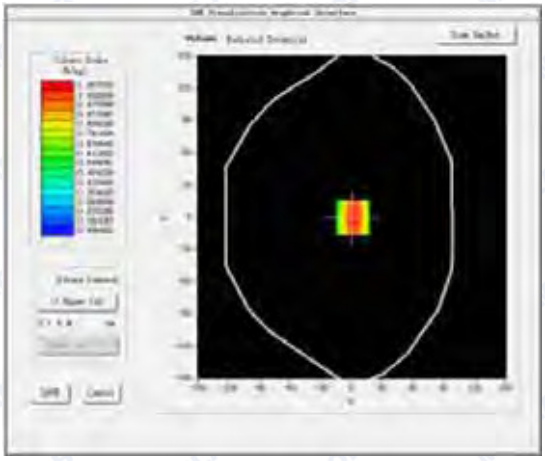

Maximum location: X=7.00, Y=-1.00

SAR 10g (W/Kg)	**0.615621**
SAR 1g (W/Kg)	**0.991035**

Z Axis Scan

Z (mm)	0	4	9	14	19	24	29
SAR(W/Kg)	1.5216	1.2714	0.7630	0.5421	0.4112	0.2518	0.1912

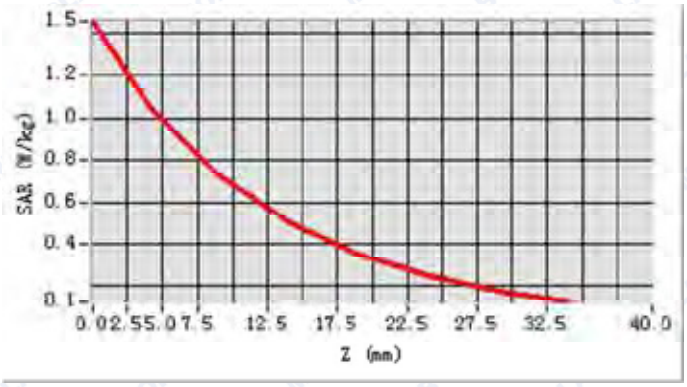





System Performance Check Data(Head)

Type: Phone measurement (Complete)

Area scan resolution: dx=8mm,dy=8mm

Zoom scan resolution: dx=8mm, dy=8mm, dz=5mm

Date of measurement: 2016.04.07

Measurement duration: 13 minutes 31 seconds

A. Experimental conditions.

Phantom File	surf_sam_plan.txt
Phantom	Flat Plane
Device Position	
Band	1750MHz
Channels	
Signal	CW

B. SAR Measurement Results

Band SAR

Frequency (MHz)	1750.000000
Relative permittivity (real part)	40.201420
Conductivity (S/m)	1.308491
Power drift (%)	-1..390000
Ambient Temperature:	22.9°C
Liquid Temperature:	22.1°C
ConvF:	4.90
Crest factor:	1:1

SURFACE SAR	VOLUME SAR
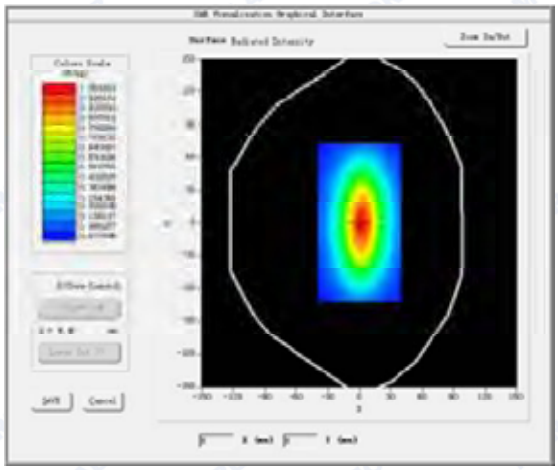	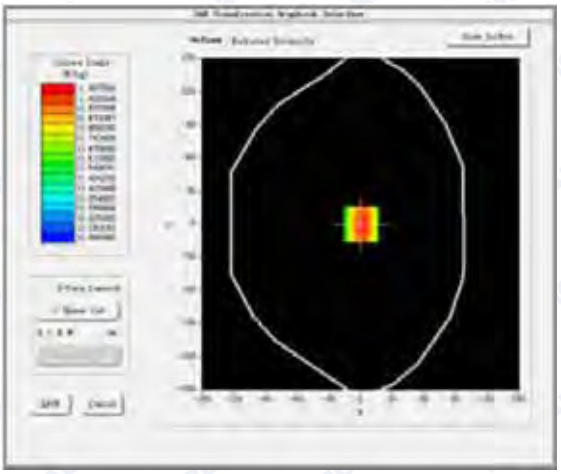

Maximum location: X=7.00, Y=-1.00

SAR 10g (W/Kg)	**1.969531**
SAR 1g (W/Kg)	**3.808402**

Z Axis Scan

Z (mm)	0	4	9	14	19	24	29
SAR(W/Kg)	7.1146	4.0782	1.9352	1.0130	0.5642	0.3334	0.2079

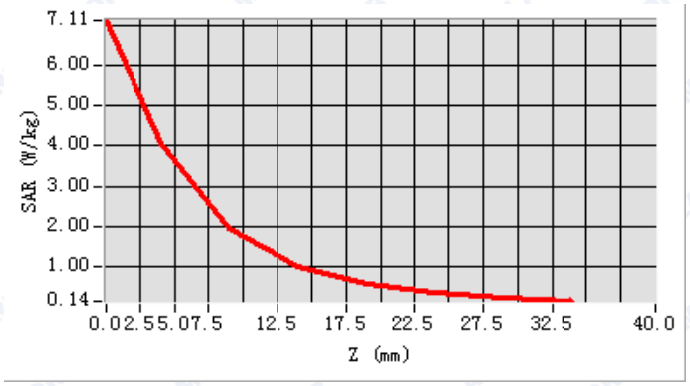





System Performance Check Data(Body)

Type: Phone measurement (Complete)

Area scan resolution: dx=8mm,dy=8mm

Zoom scan resolution: dx=8mm, dy=8mm, dz=5mm

Date of measurement: 2016.04.07

Measurement duration: 13 minutes 31 seconds

A. Experimental conditions.

Phantom File	surf_sam_plan.txt
Phantom	Flat Plane
Device Position	
Band	1750MHz
Channels	
Signal	CW

B. SAR Measurement Results

Band SAR

Frequency (MHz)	1750.000000
Relative permittivity (real part)	53.561513
Conductivity (S/m)	1.468859
Power drift (%)	-1.240000
Ambient Temperature:	22.9°C
Liquid Temperature:	22.1°C
ConvF:	5.04
Crest factor:	1:1

SURFACE SAR	VOLUME SAR
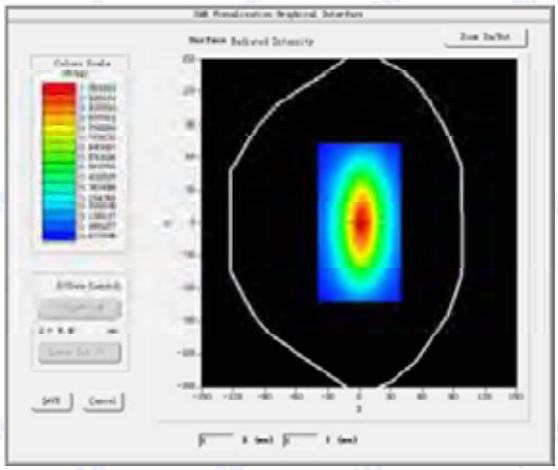	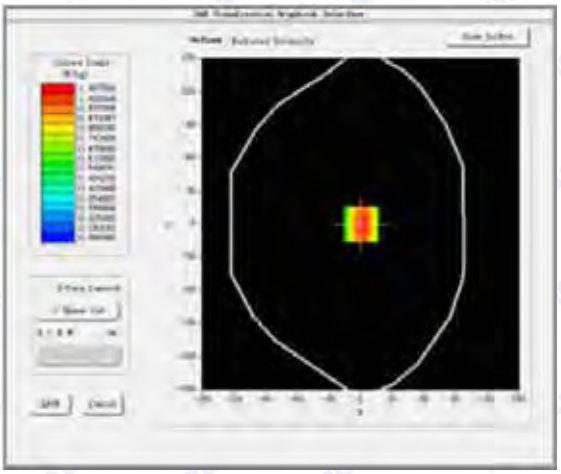

Maximum location: X=7.00, Y=-1.00

SAR 10g (W/Kg)	**1.984622**
SAR 1g (W/Kg)	**3.952884**

Z Axis Scan

Z (mm)	0	4	9	14	19	24	29
SAR(W/Kg)	7.1146	4.0782	1.9352	1.0130	0.5642	0.3334	0.2079

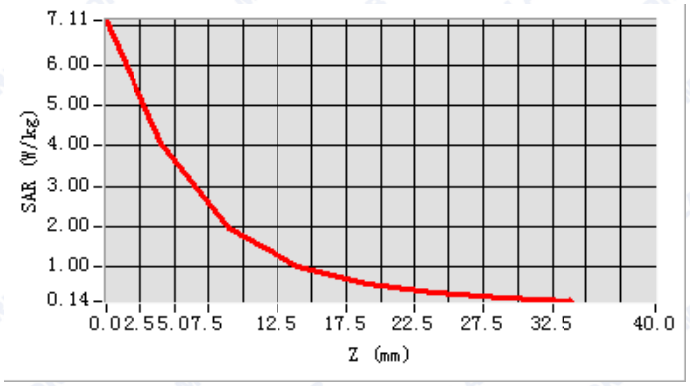





System Performance Check Data(Head)

Type: Phone measurement (Complete)

Area scan resolution: dx=8mm,dy=8mm

Zoom scan resolution: dx=8mm, dy=8mm, dz=5mm

Date of measurement: 2016.04.07

Measurement duration: 13 minutes 26 seconds

A. Experimental conditions.

Phantom File	surf_sam_plan.txt
Phantom	Flat Plane
Device Position	
Band	1900MHz
Channels	
Signal	CW

B. SAR Measurement Results

Band SAR

Frequency (MHz)	1900.000000
Relative permittivity (real part)	39.984068
Conductivity (S/m)	1.409657
Power drift (%)	1.240000
Ambient Temperature:	22.9°C
Liquid Temperature:	22.1°C
ConvF:	5.32
Crest factor:	1:1

SURFACE SAR	VOLUME SAR
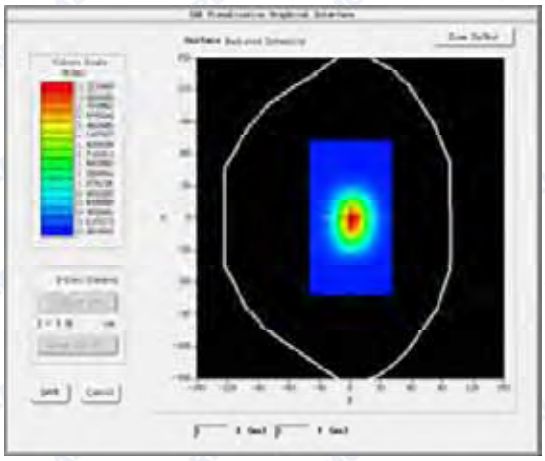	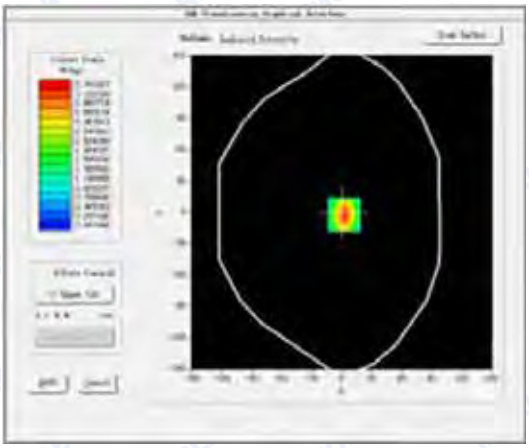

Maximum location: X=2.00, Y=2.00
SAR Peak: 5.27 W/kg

SAR 10g (W/Kg)	**2.300541**
SAR 1g (W/Kg)	**3.955054**

Z Axis Scan

Z (mm)	0	4	9	14	19	24	29
SAR(W/Kg)	5.319	3.3391	1.8271	1.0206	0.5860	0.3351	0.1982

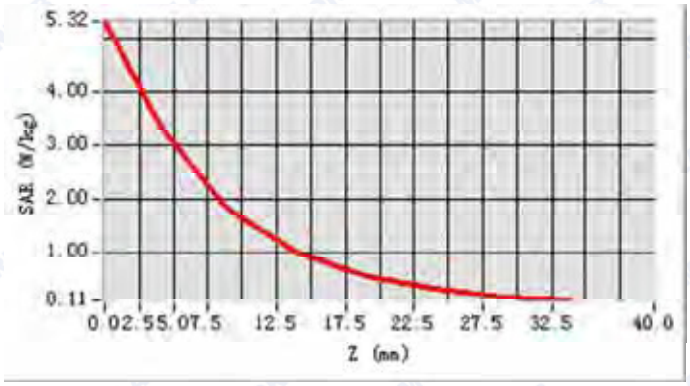



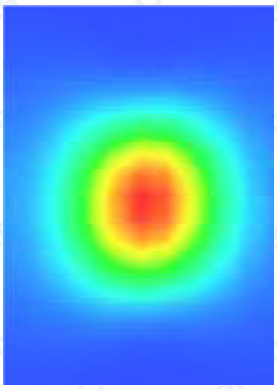

System Performance Check Data(Body)

Type: Phone measurement (Complete)

Area scan resolution: dx=8mm,dy=8mm

Zoom scan resolution: dx=8mm, dy=8mm, dz=5mm

Date of measurement: 2016.04.07

Measurement duration: 13 minutes 26 seconds

A. Experimental conditions.

Phantom File	surf_sam_plan.txt
Phantom	Flat Plane
Device Position	
Band	1900MHz
Channels	
Signal	CW

B. SAR Measurement Results

Band SAR

Frequency (MHz)	1900.000000
Relative permittivity (real part)	53.103586
Conductivity (S/m)	1.532437
Power drift (%)	0.280000
Ambient Temperature:	22.9°C
Liquid Temperature:	22.1°C
ConvF:	5.53
Crest factor:	1:1

SURFACE SAR	VOLUME SAR
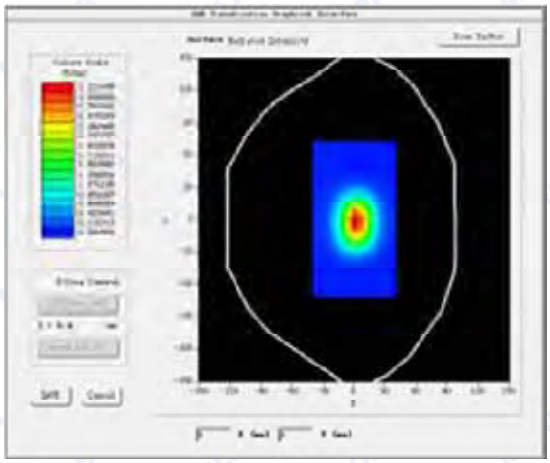	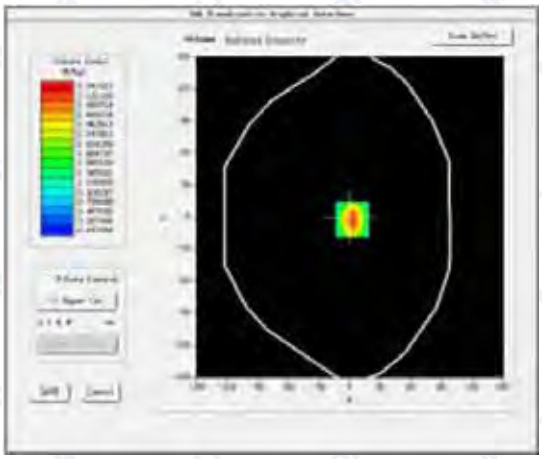

Maximum location: X=2.00, Y=2.00

SAR 10g (W/Kg)	**1.972312**
SAR 1g (W/Kg)	**4.187587**

Z Axis Scan

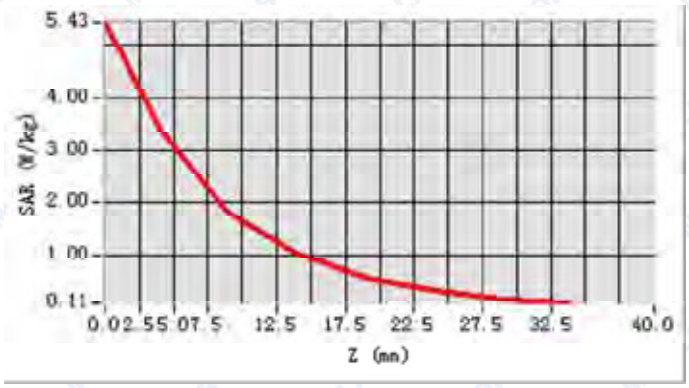



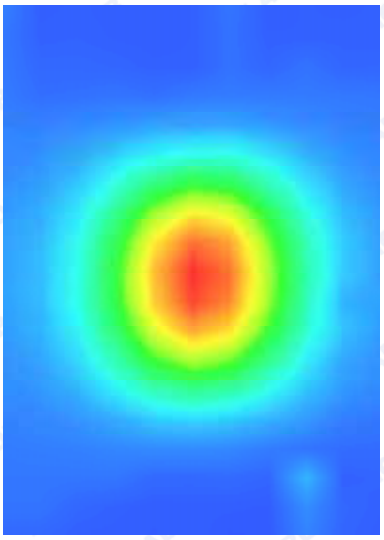

System Performance Check Data(Head)

Type: Phone measurement (Complete)

Area scan resolution: dx=8mm,dy=8mm

Zoom scan resolution: dx=5mm, dy=5mm, dz=5mm

Date of measurement: 2016.04.08

Measurement duration: 13 minutes 27 seconds

A. Experimental conditions.

Phantom File	surf_sam_plan.txt
Phantom	Validation plane
Device Position	
Band	2450MHz
Channels	
Signal	CW

B. SAR Measurement Results

Band SAR

Frequency (MHz)	2450.000000
Relative permittivity (real part)	39.110854
Conductivity (S/m)	1.790254
Power Drift (%)	0.630000
Ambient Temperature:	22.9°C
Liquid Temperature:	22.1°C
ConvF:	4.63
Crest factor:	1:1

SURFACE SAR	VOLUME SAR
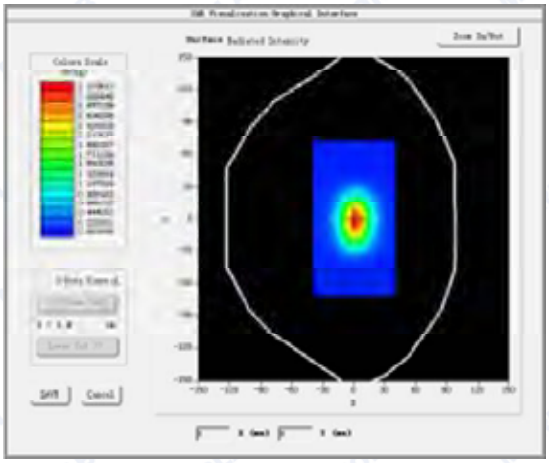	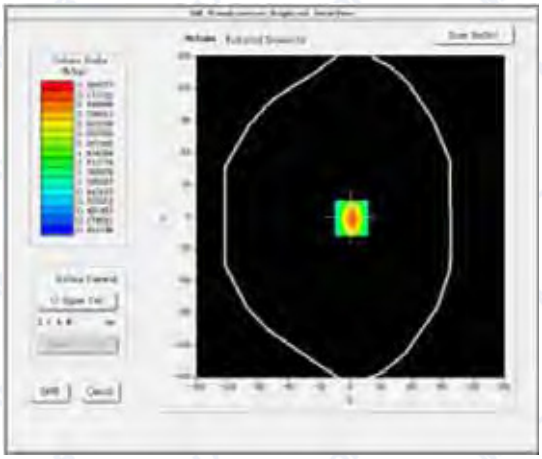

Maximum location: X=7.00, Y=6.00

SAR 10g (W/Kg)	2.562121
SAR 1g (W/Kg)	5.253054

Z Axis Scan

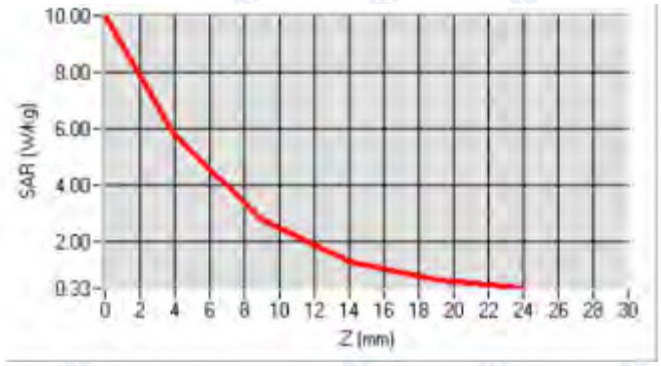



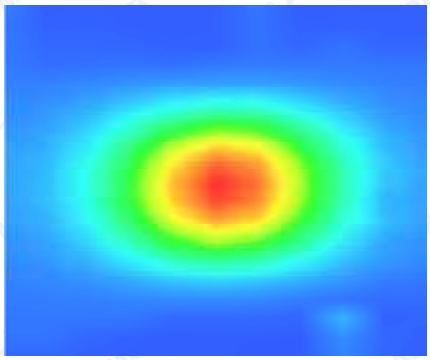

System Performance Check Data(Body)

Type: Phone measurement (Complete)

Area scan resolution: dx=8mm,dy=8mm

Zoom scan resolution: dx=5mm, dy=5mm, dz=5mm

Date of measurement: 2016.04.08

Measurement duration: 13 minutes 27 seconds

A. Experimental conditions.

Phantom File	surf_sam_plan.txt
Phantom	Validation plane
Device Position	
Band	2450MHz
Channels	
Signal	CW

B. SAR Measurement Results

Band SAR

Frequency (MHz)	2450.000000
Relative permittivity (real part)	52.520397
Conductivity (S/m)	1.928859
Power Drift (%)	1.080000
Ambient Temperature:	22.9°C
Liquid Temperature:	22.1°C
ConvF:	4.81
Crest factor:	1:1

SURFACE SAR	VOLUME SAR
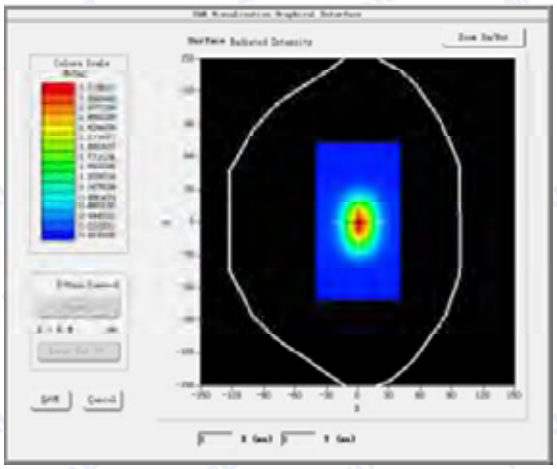	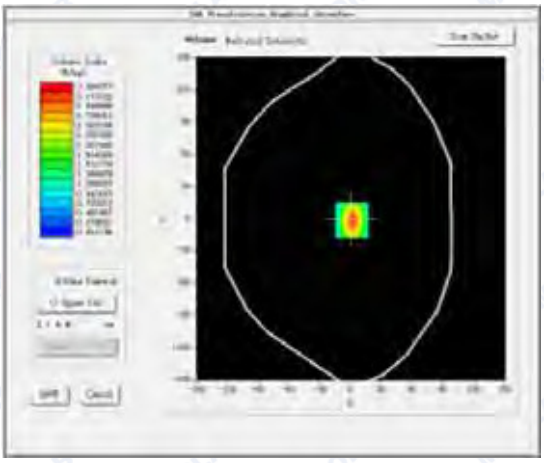

Maximum location: X=7.00, Y=6.00

SAR 10g (W/Kg)	**2.653212**
SAR 1g (W/Kg)	**5.507886**

Z Axis Scan

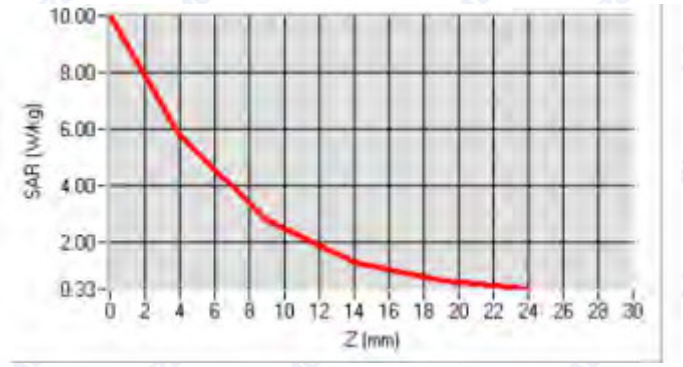



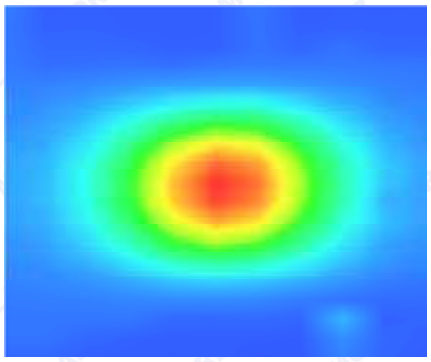

System Performance Check Data(Head)

Type: Phone measurement (Complete)

Area scan resolution: dx=8mm,dy=8mm

Zoom scan resolution: dx=5mm, dy=5mm, dz=5mm

Date of measurement: 2016.04.08

Measurement duration: 13 minutes 27 seconds

A. Experimental conditions.

Phantom File	surf_sam_plan.txt
Phantom	Validation plane
Device Position	
Band	2600MHz
Channels	
Signal	CW

B. SAR Measurement Results

Band SAR

Frequency (MHz)	2600.000000
Relative permittivity (real part)	38.525512
Conductivity (S/m)	1.923858
Power Drift (%)	0.520000
Ambient Temperature:	22.9°C
Liquid Temperature:	22.1°C
ConvF:	4.43
Crest factor:	1:1

SURFACE SAR	VOLUME SAR
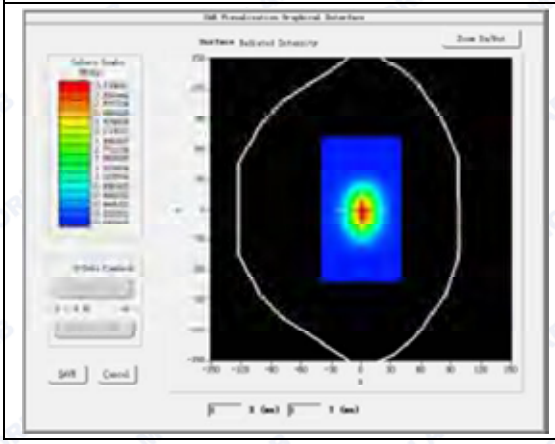	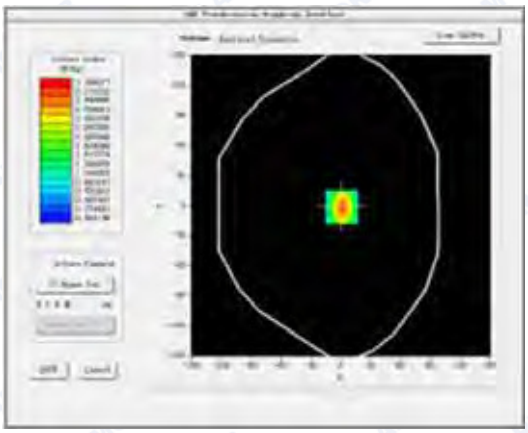

Maximum location: X=3.00, Y=1.00

SAR 10g (W/Kg)

System Performance Check Data(Body)

Type: Phone measurement (Complete)

Area scan resolution: dx=8mm,dy=8mm

Zoom scan resolution: dx=5mm, dy=5mm, dz=5mm

Date of measurement: 2016.04.08

Measurement duration: 13 minutes 27 seconds

A. Experimental conditions.

Phantom File	surf_sam_plan.txt
Phantom	Validation plane
Device Position	
Band	2600MHz
Channels	
Signal	CW

B. SAR Measurement Results

Band SAR

Frequency (MHz)	2600.000000
Relative permittivity (real part)	52.451438
Conductivity (S/m)	2.104408
Power Drift (%)	-1.420000
Ambient Temperature:	22.9°C
Liquid Temperature:	22.1°C
ConvF:	4.96
Crest factor:	1:1

SURFACE SAR	VOLUME SAR
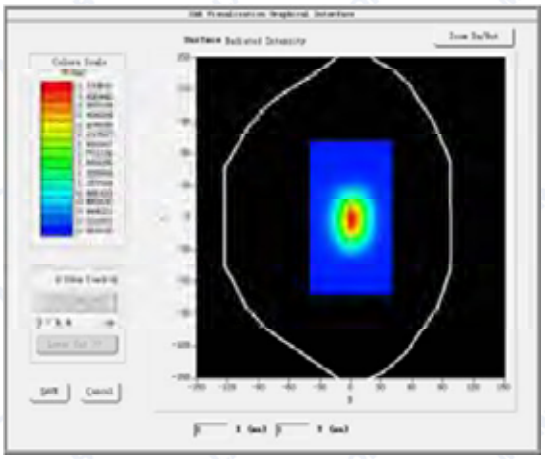	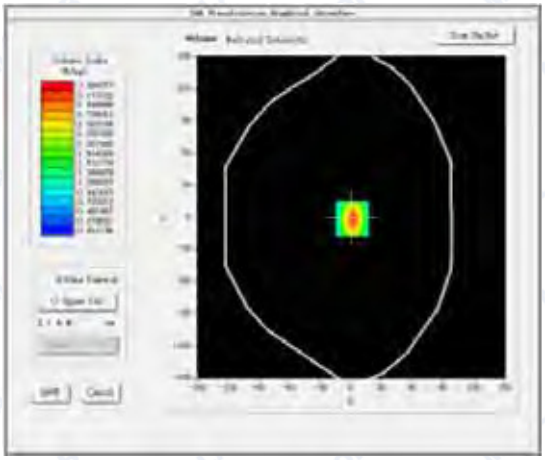

Maximum location: X=3.00, Y=1.00

SAR 10g (W/Kg)	**2.551267**
SAR 1g (W/Kg)	**5.537204**
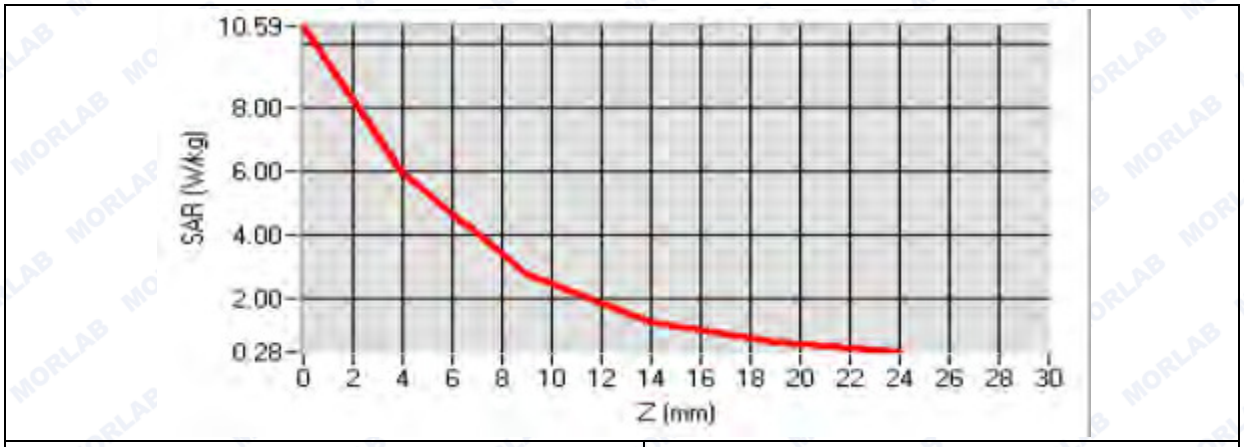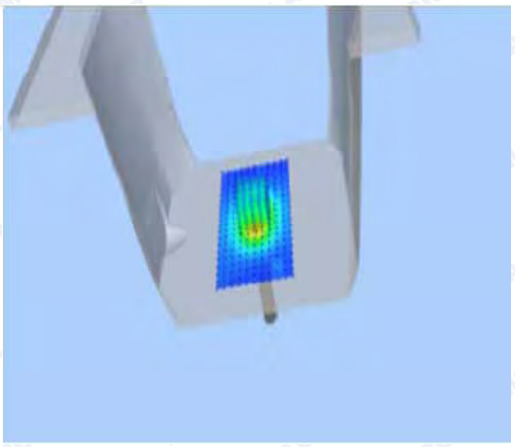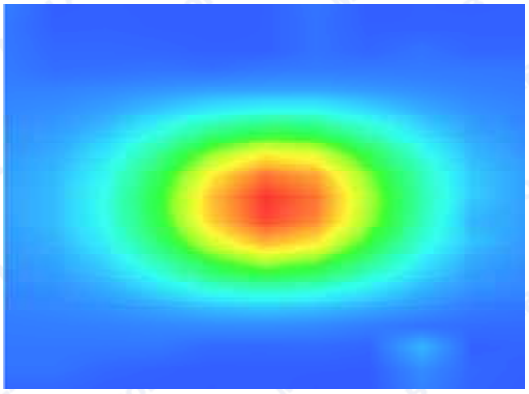
Z Axis Scan