LTE Band 12 / 1.4MHz

Lowest Channel / QPSK

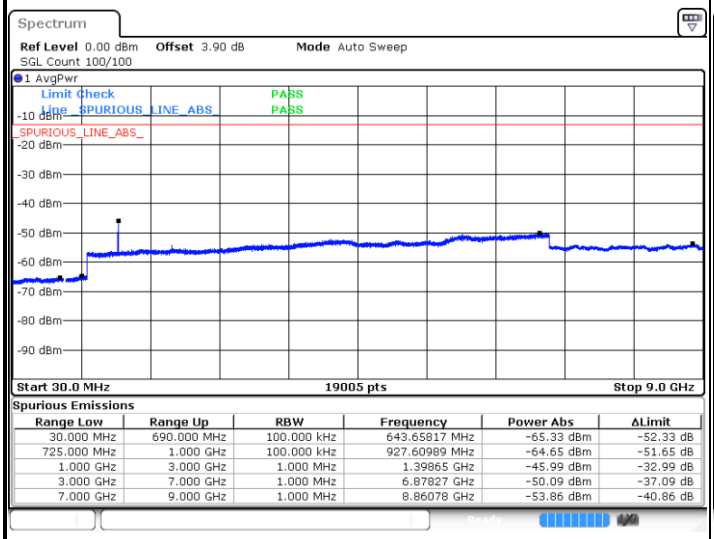

Spurious Emissions

Range Low	Range Up	RBW	Frequency	Power Abs	ΔLimit
30.000 MHz	690.000 MHz	100.000 kHz	643.65817 MHz	-65.33 dBm	-52.33 dB
725.000 MHz	1.000 GHz	100.000 kHz	927.60989 MHz	-64.65 dBm	-51.65 dB
1.000 GHz	3.000 GHz	1.000 MHz	1.39865 GHz	-45.99 dBm	-32.99 dB
3.000 GHz	7.000 GHz	1.000 MHz	6.87827 GHz	-50.09 dBm	-37.09 dB
7.000 GHz	9.000 GHz	1.000 MHz	8.86078 GHz	-53.86 dBm	-40.86 dB

Date: 9.JUL.2017 10:00:21

Lowest Channel / 16QAM

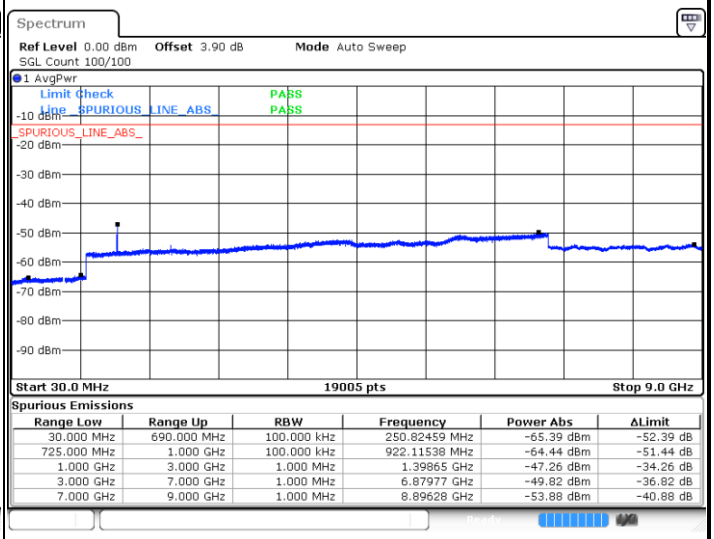

Spurious Emissions

Range Low	Range Up	RBW	Frequency	Power Abs	ΔLimit
30.000 MHz	690.000 MHz	100.000 kHz	250.82459 MHz	-65.39 dBm	-52.39 dB
725.000 MHz	1.000 GHz	100.000 kHz	922.11538 MHz	-64.44 dBm	-51.44 dB
1.000 GHz	3.000 GHz	1.000 MHz	1.39865 GHz	-47.26 dBm	-34.26 dB
3.000 GHz	7.000 GHz	1.000 MHz	6.87977 GHz	-49.82 dBm	-36.82 dB
7.000 GHz	9.000 GHz	1.000 MHz	8.89628 GHz	-53.88 dBm	-40.88 dB

Date: 9.JUL.2017 10:01:16

Middle Channel / QPSK

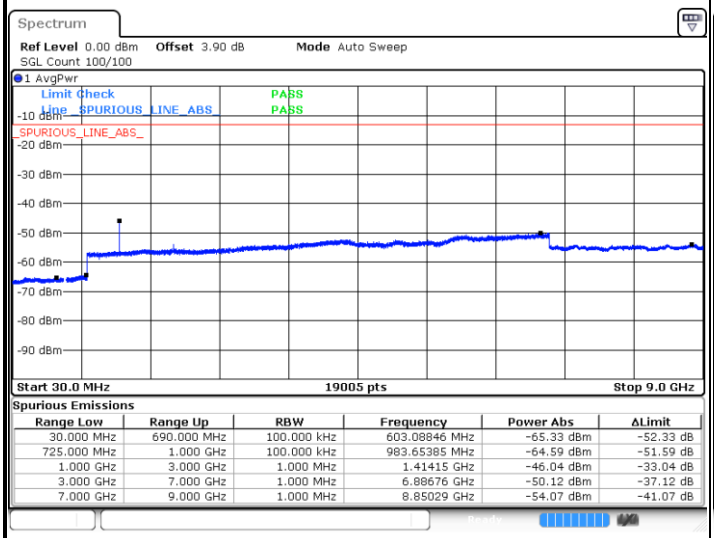

Spurious Emissions

Range Low	Range Up	RBW	Frequency	Power Abs	ΔLimit
30.000 MHz	690.000 MHz	100.000 kHz	603.08846 MHz	-65.33 dBm	-52.33 dB
725.000 MHz	1.000 GHz	100.000 kHz	983.65385 MHz	-64.59 dBm	-51.59 dB
1.000 GHz	3.000 GHz	1.000 MHz	1.41415 GHz	-46.04 dBm	-33.04 dB
3.000 GHz	7.000 GHz	1.000 MHz	6.88676 GHz	-50.12 dBm	-37.12 dB
7.000 GHz	9.000 GHz	1.000 MHz	8.85029 GHz	-54.07 dBm	-41.07 dB

Date: 9.JUL.2017 11:08:48

Middle Channel / 16QAM

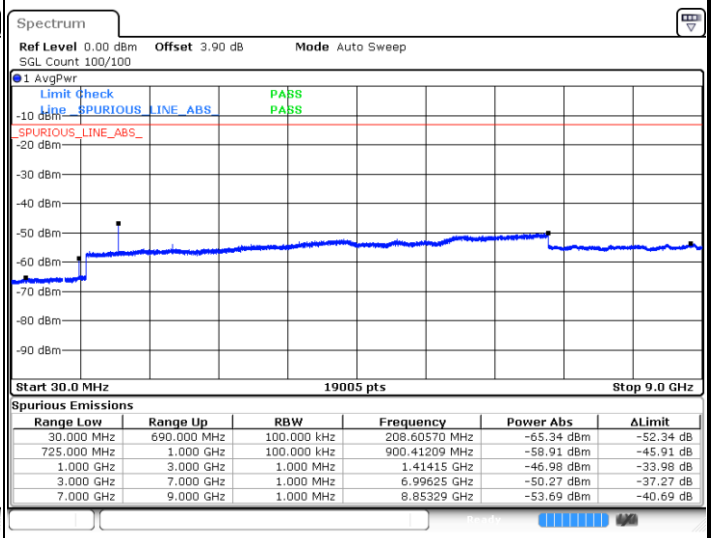

Spurious Emissions

Range Low	Range Up	RBW	Frequency	Power Abs	ΔLimit
30.000 MHz	690.000 MHz	100.000 kHz	208.60570 MHz	-65.34 dBm	-52.34 dB
725.000 MHz	1.000 GHz	100.000 kHz	900.41209 MHz	-58.91 dBm	-45.91 dB
1.000 GHz	3.000 GHz	1.000 MHz	1.41415 GHz	-46.98 dBm	-33.98 dB
3.000 GHz	7.000 GHz	1.000 MHz	6.99625 GHz	-50.27 dBm	-37.27 dB
7.000 GHz	9.000 GHz	1.000 MHz	8.85329 GHz	-53.69 dBm	-40.69 dB

Date: 9.JUL.2017 10:02:10

LTE Band 12 / 1.4MHz

Highest Channel / QPSK

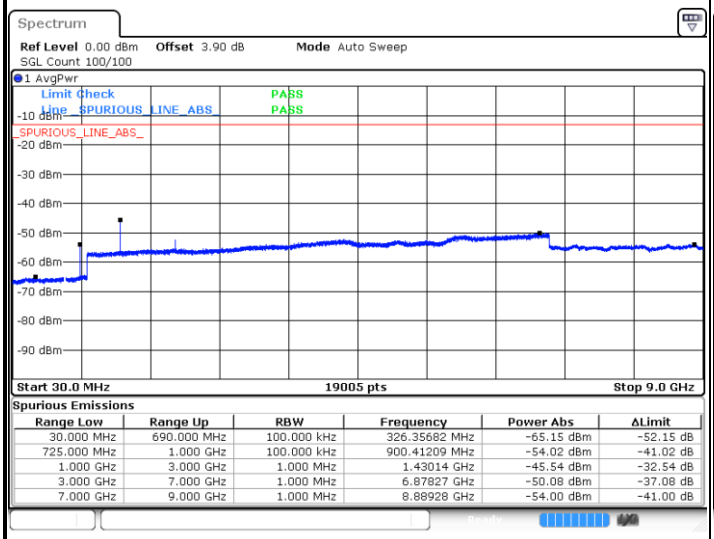

Spurious Emissions

Range Low	Range Up	RBW	Frequency	Power Abs	ΔLimit
30.000 MHz	690.000 MHz	100.000 kHz	326.35682 MHz	-65.15 dBm	-52.15 dB
725.000 MHz	1.000 GHz	100.000 kHz	900.41209 MHz	-54.02 dBm	-41.02 dB
1.000 GHz	3.000 GHz	1.000 MHz	1.43014 GHz	-45.54 dBm	-32.54 dB
3.000 GHz	7.000 GHz	1.000 MHz	6.87827 GHz	-50.08 dBm	-37.08 dB
7.000 GHz	9.000 GHz	1.000 MHz	8.88928 GHz	-54.00 dBm	-41.00 dB

Date: 9.JUL.2017 10:03:59

Highest Channel / 16QAM

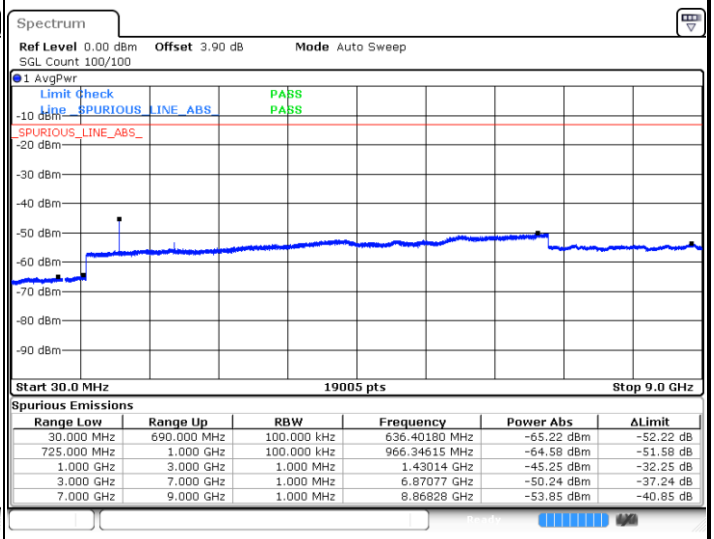

Spurious Emissions

Range Low	Range Up	RBW	Frequency	Power Abs	ΔLimit
30.000 MHz	690.000 MHz	100.000 kHz	636.40180 MHz	-65.22 dBm	-52.22 dB
725.000 MHz	1.000 GHz	100.000 kHz	966.34615 MHz	-64.58 dBm	-51.58 dB
1.000 GHz	3.000 GHz	1.000 MHz	1.43014 GHz	-45.25 dBm	-32.25 dB
3.000 GHz	7.000 GHz	1.000 MHz	6.87077 GHz	-50.24 dBm	-37.24 dB
7.000 GHz	9.000 GHz	1.000 MHz	8.86828 GHz	-53.85 dBm	-40.85 dB

Date: 9.JUL.2017 10:04:53

LTE Band 12 / 3MHz

Lowest Channel / QPSK

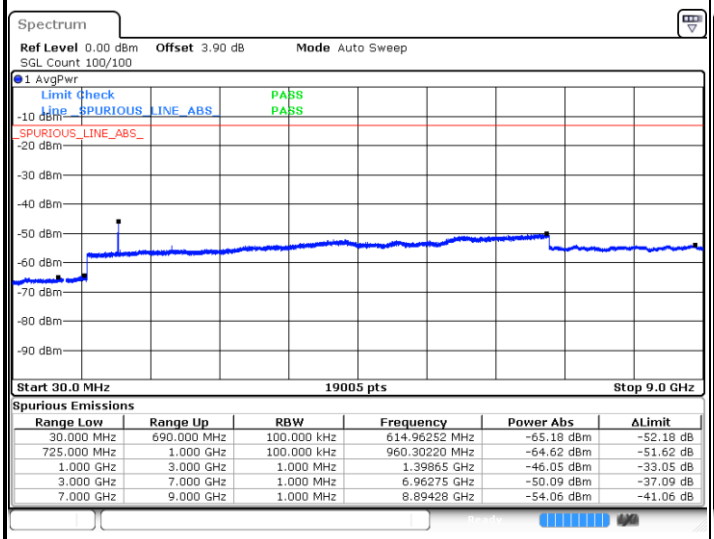

Spurious Emissions

Range Low	Range Up	RBW	Frequency	Power Abs	ΔLimit
30.000 MHz	690.000 MHz	100.000 kHz	614.96252 MHz	-65.18 dBm	-52.18 dB
725.000 MHz	1.000 GHz	100.000 kHz	960.30220 MHz	-64.62 dBm	-51.62 dB
1.000 GHz	3.000 GHz	1.000 MHz	1.39865 GHz	-46.05 dBm	-33.05 dB
3.000 GHz	7.000 GHz	1.000 MHz	6.96275 GHz	-50.09 dBm	-37.09 dB
7.000 GHz	9.000 GHz	1.000 MHz	8.89428 GHz	-54.06 dBm	-41.06 dB

Date: 9.JUL.2017 10:17:09

Lowest Channel / 16QAM

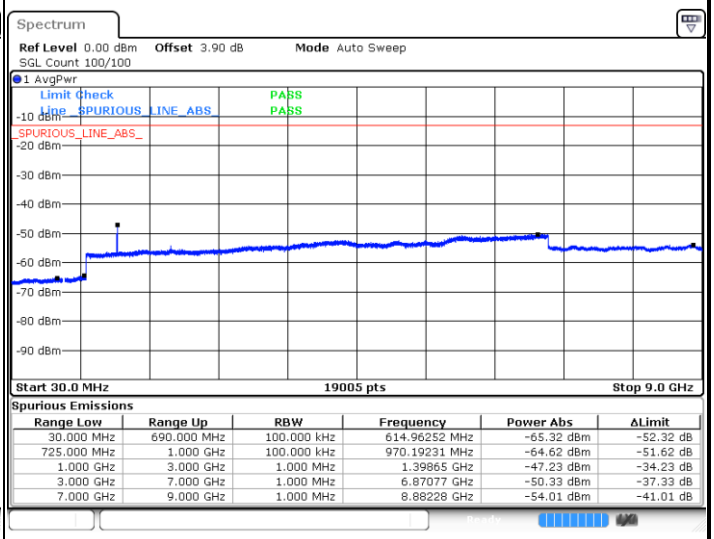

Spurious Emissions

Range Low	Range Up	RBW	Frequency	Power Abs	ΔLimit
30.000 MHz	690.000 MHz	100.000 kHz	614.96252 MHz	-65.32 dBm	-52.32 dB
725.000 MHz	1.000 GHz	100.000 kHz	970.19231 MHz	-64.62 dBm	-51.62 dB
1.000 GHz	3.000 GHz	1.000 MHz	1.39865 GHz	-47.23 dBm	-34.23 dB
3.000 GHz	7.000 GHz	1.000 MHz	6.87077 GHz	-50.33 dBm	-37.33 dB
7.000 GHz	9.000 GHz	1.000 MHz	8.88228 GHz	-54.01 dBm	-41.01 dB

Date: 9.JUL.2017 10:18:03

LTE Band 12 / 3MHz

Middle Channel / QPSK

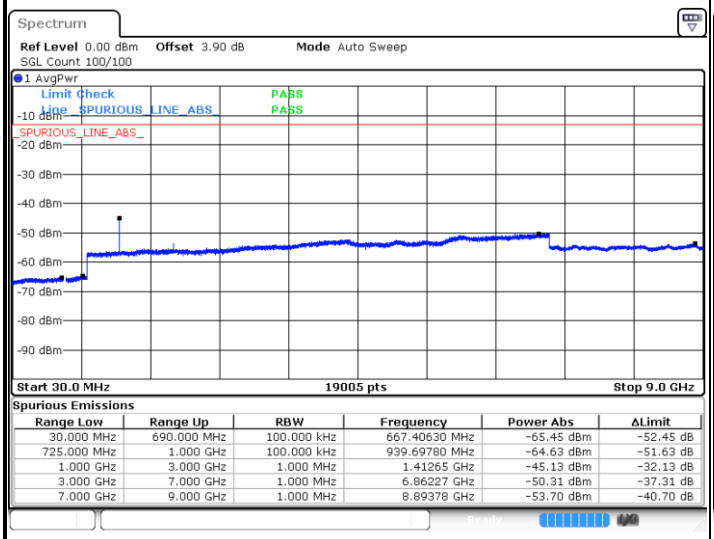

Spurious Emissions

Range Low	Range Up	RBW	Frequency	Power Abs	ΔLimit
30.000 MHz	690.000 MHz	100.000 kHz	667.40630 MHz	-65.45 dBm	-52.45 dB
725.000 MHz	1.000 GHz	100.000 kHz	939.69780 MHz	-64.63 dBm	-51.63 dB
1.000 GHz	3.000 GHz	1.000 MHz	1.41265 GHz	-45.13 dBm	-32.13 dB
3.000 GHz	7.000 GHz	1.000 MHz	6.86227 GHz	-50.31 dBm	-37.31 dB
7.000 GHz	9.000 GHz	1.000 MHz	8.89378 GHz	-53.70 dBm	-40.70 dB

Date: 9.JUL.2017 10:19:52

Middle Channel / 16QAM

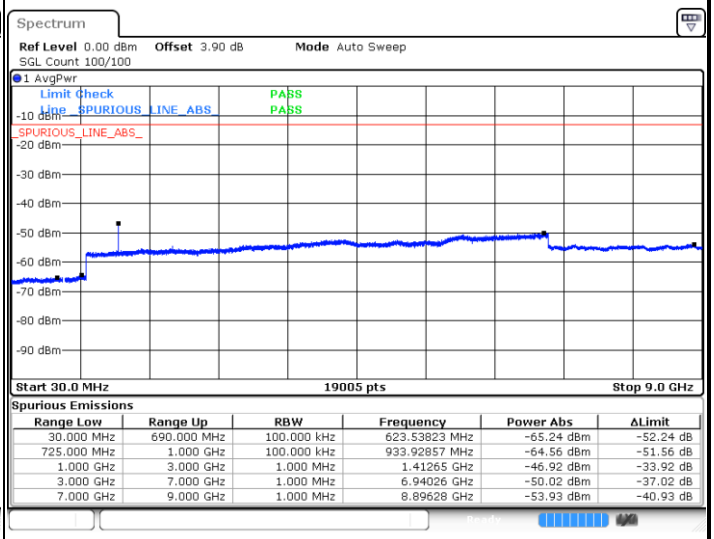

Spurious Emissions

Range Low	Range Up	RBW	Frequency	Power Abs	ΔLimit
30.000 MHz	690.000 MHz	100.000 kHz	623.53823 MHz	-65.24 dBm	-52.24 dB
725.000 MHz	1.000 GHz	100.000 kHz	933.92857 MHz	-64.56 dBm	-51.56 dB
1.000 GHz	3.000 GHz	1.000 MHz	1.41265 GHz	-46.92 dBm	-33.92 dB
3.000 GHz	7.000 GHz	1.000 MHz	6.94026 GHz	-50.02 dBm	-37.02 dB
7.000 GHz	9.000 GHz	1.000 MHz	8.89628 GHz	-53.93 dBm	-40.93 dB

Date: 9.JUL.2017 10:18:58

Highest Channel / QPSK

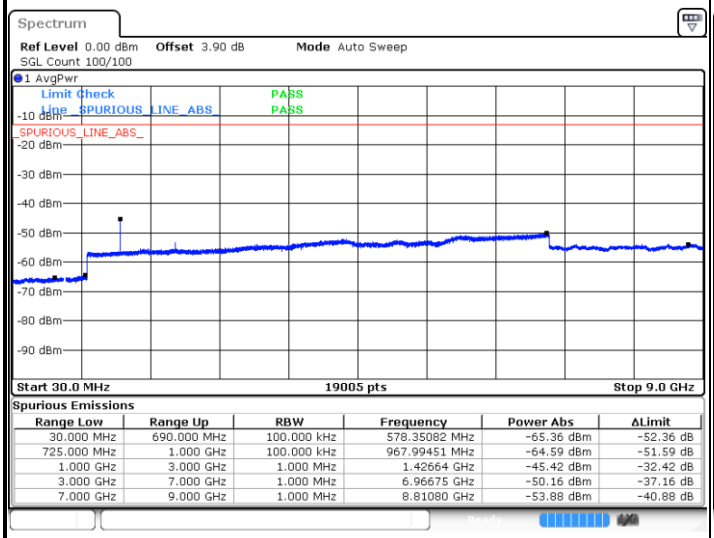

Spurious Emissions

Range Low	Range Up	RBW	Frequency	Power Abs	ΔLimit
30.000 MHz	690.000 MHz	100.000 kHz	578.35082 MHz	-65.36 dBm	-52.36 dB
725.000 MHz	1.000 GHz	100.000 kHz	967.99451 MHz	-64.59 dBm	-51.59 dB
1.000 GHz	3.000 GHz	1.000 MHz	1.42664 GHz	-45.42 dBm	-32.42 dB
3.000 GHz	7.000 GHz	1.000 MHz	6.96675 GHz	-50.16 dBm	-37.16 dB
7.000 GHz	9.000 GHz	1.000 MHz	8.81080 GHz	-53.88 dBm	-40.88 dB

Date: 9.JUL.2017 10:20:46

Highest Channel / 16QAM

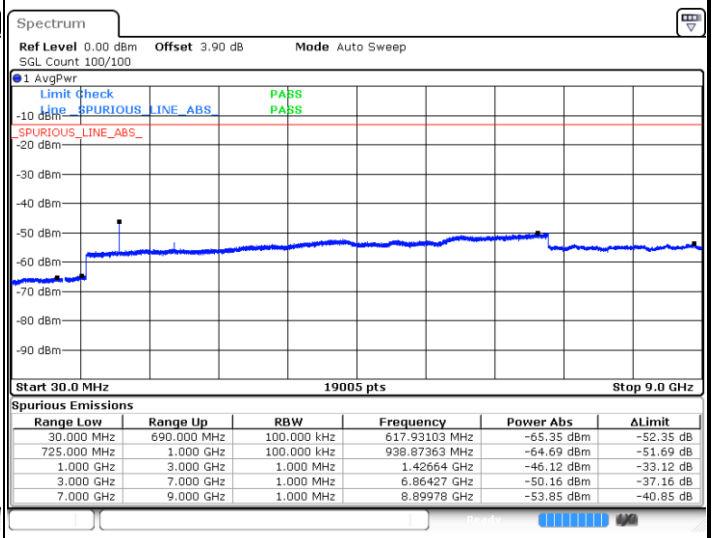

Spurious Emissions

Range Low	Range Up	RBW	Frequency	Power Abs	ΔLimit
30.000 MHz	690.000 MHz	100.000 kHz	617.93103 MHz	-65.35 dBm	-52.35 dB
725.000 MHz	1.000 GHz	100.000 kHz	938.87363 MHz	-64.69 dBm	-51.69 dB
1.000 GHz	3.000 GHz	1.000 MHz	1.42664 GHz	-46.12 dBm	-33.12 dB
3.000 GHz	7.000 GHz	1.000 MHz	6.86427 GHz	-50.16 dBm	-37.16 dB
7.000 GHz	9.000 GHz	1.000 MHz	8.89978 GHz	-53.85 dBm	-40.85 dB

Date: 9.JUL.2017 10:21:41

LTE Band 12 / 5MHz

Lowest Channel / QPSK

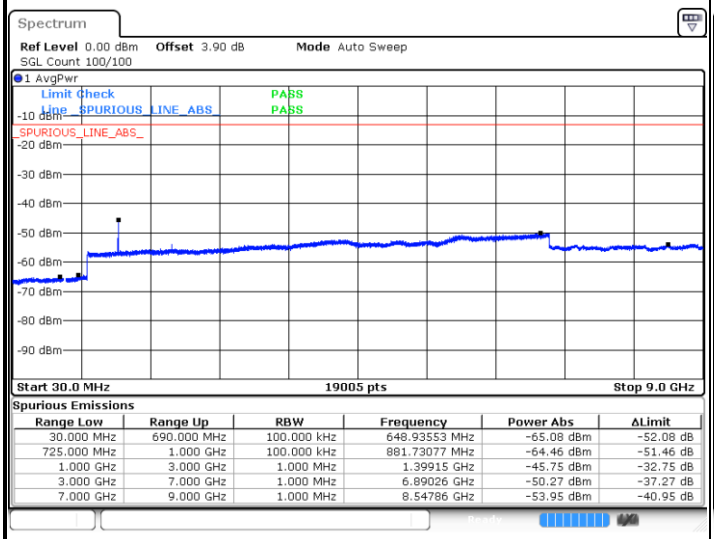

Spurious Emissions

Range Low	Range Up	RBW	Frequency	Power Abs	ΔLimit
30.000 MHz	690.000 MHz	100.000 kHz	648.93553 MHz	-65.08 dBm	-52.08 dB
725.000 MHz	1.000 GHz	100.000 kHz	881.73077 MHz	-64.46 dBm	-51.46 dB
1.000 GHz	3.000 GHz	1.000 MHz	1.39915 GHz	-45.75 dBm	-32.75 dB
3.000 GHz	7.000 GHz	1.000 MHz	6.89026 GHz	-50.27 dBm	-37.27 dB
7.000 GHz	9.000 GHz	1.000 MHz	8.54786 GHz	-53.95 dBm	-40.95 dB

Date: 9.JUL.2017 10:33:56

Lowest Channel / 16QAM

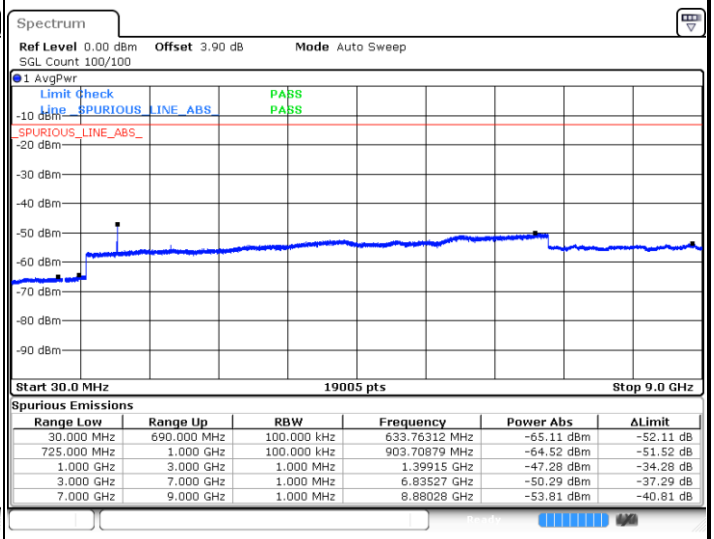

Spurious Emissions

Range Low	Range Up	RBW	Frequency	Power Abs	ΔLimit
30.000 MHz	690.000 MHz	100.000 kHz	633.76312 MHz	-65.11 dBm	-52.11 dB
725.000 MHz	1.000 GHz	100.000 kHz	903.70879 MHz	-64.52 dBm	-51.52 dB
1.000 GHz	3.000 GHz	1.000 MHz	1.39915 GHz	-47.28 dBm	-34.28 dB
3.000 GHz	7.000 GHz	1.000 MHz	6.83527 GHz	-50.29 dBm	-37.29 dB
7.000 GHz	9.000 GHz	1.000 MHz	8.88028 GHz	-53.81 dBm	-40.81 dB

Date: 9.JUL.2017 10:34:50

Middle Channel / QPSK

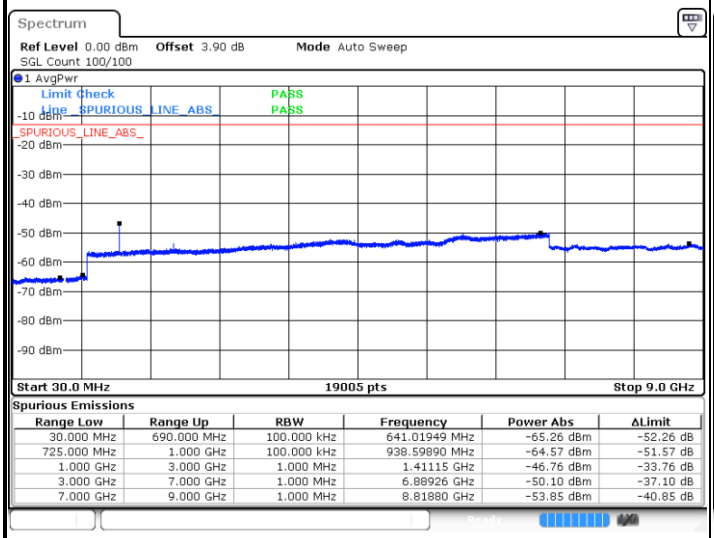

Spurious Emissions

Range Low	Range Up	RBW	Frequency	Power Abs	ΔLimit
30.000 MHz	690.000 MHz	100.000 kHz	641.01949 MHz	-65.26 dBm	-52.26 dB
725.000 MHz	1.000 GHz	100.000 kHz	938.59890 MHz	-64.57 dBm	-51.57 dB
1.000 GHz	3.000 GHz	1.000 MHz	1.41115 GHz	-46.76 dBm	-33.76 dB
3.000 GHz	7.000 GHz	1.000 MHz	6.88926 GHz	-50.10 dBm	-37.10 dB
7.000 GHz	9.000 GHz	1.000 MHz	8.81880 GHz	-53.85 dBm	-40.85 dB

Date: 9.JUL.2017 10:36:39

Middle Channel / 16QAM

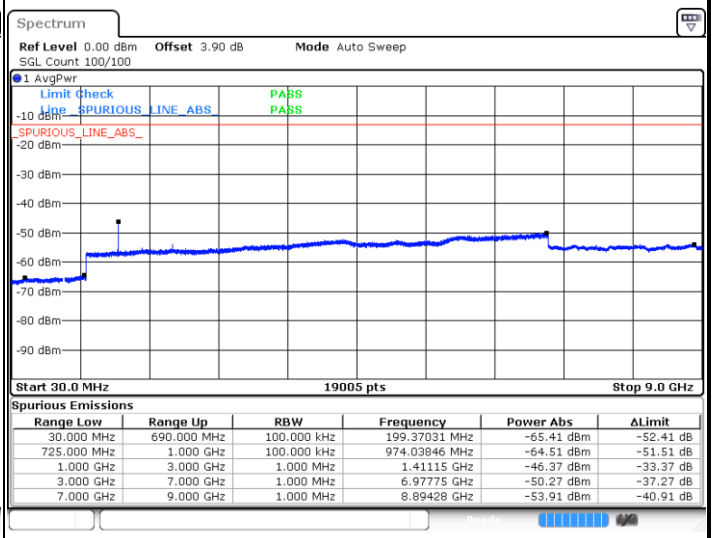

Spurious Emissions

Range Low	Range Up	RBW	Frequency	Power Abs	ΔLimit
30.000 MHz	690.000 MHz	100.000 kHz	199.37031 MHz	-65.41 dBm	-52.41 dB
725.000 MHz	1.000 GHz	100.000 kHz	974.03846 MHz	-64.51 dBm	-51.51 dB
1.000 GHz	3.000 GHz	1.000 MHz	1.41115 GHz	-46.37 dBm	-33.37 dB
3.000 GHz	7.000 GHz	1.000 MHz	6.97775 GHz	-50.27 dBm	-37.27 dB
7.000 GHz	9.000 GHz	1.000 MHz	8.89428 GHz	-53.91 dBm	-40.91 dB

Date: 9.JUL.2017 10:35:45

LTE Band 12 / 5MHz

Highest Channel / QPSK

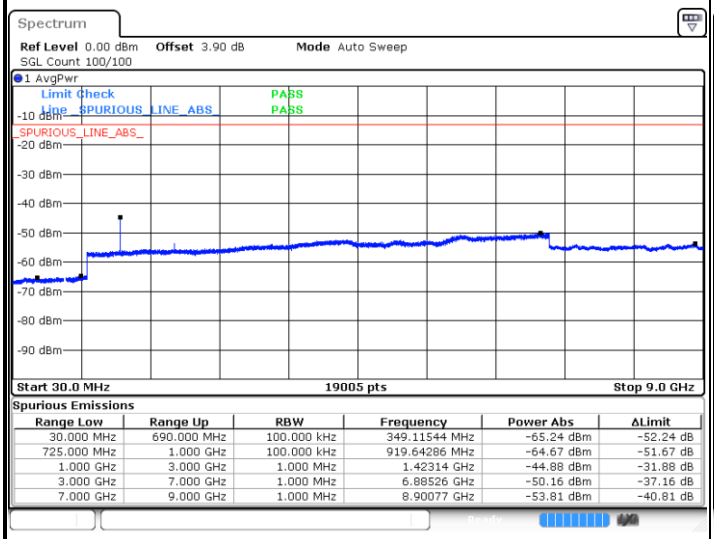

Spurious Emissions

Range Low	Range Up	RBW	Frequency	Power Abs	ΔLimit
30.000 MHz	690.000 MHz	100.000 kHz	349.11544 MHz	-65.24 dBm	-52.24 dB
725.000 MHz	1.000 GHz	100.000 kHz	919.64286 MHz	-64.67 dBm	-51.67 dB
1.000 GHz	3.000 GHz	1.000 MHz	1.42314 GHz	-44.88 dBm	-31.88 dB
3.000 GHz	7.000 GHz	1.000 MHz	6.88526 GHz	-50.16 dBm	-37.16 dB
7.000 GHz	9.000 GHz	1.000 MHz	8.90077 GHz	-53.81 dBm	-40.81 dB

Date: 9.JUL.2017 10:37:33

Highest Channel / 16QAM

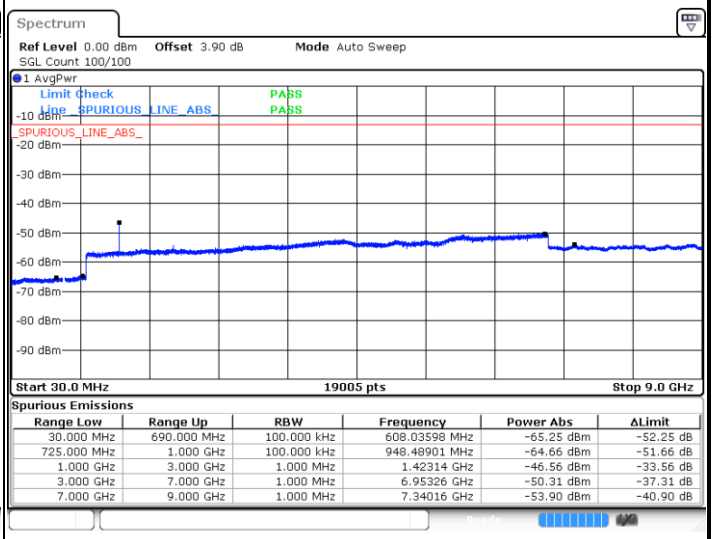

Spurious Emissions

Range Low	Range Up	RBW	Frequency	Power Abs	ΔLimit
30.000 MHz	690.000 MHz	100.000 kHz	608.03598 MHz	-65.25 dBm	-52.25 dB
725.000 MHz	1.000 GHz	100.000 kHz	948.48901 MHz	-64.66 dBm	-51.66 dB
1.000 GHz	3.000 GHz	1.000 MHz	1.42314 GHz	-46.56 dBm	-33.56 dB
3.000 GHz	7.000 GHz	1.000 MHz	6.95326 GHz	-50.31 dBm	-37.31 dB
7.000 GHz	9.000 GHz	1.000 MHz	7.34016 GHz	-53.90 dBm	-40.90 dB

Date: 9.JUL.2017 10:38:28

LTE Band 12 / 10MHz

Lowest Channel / QPSK

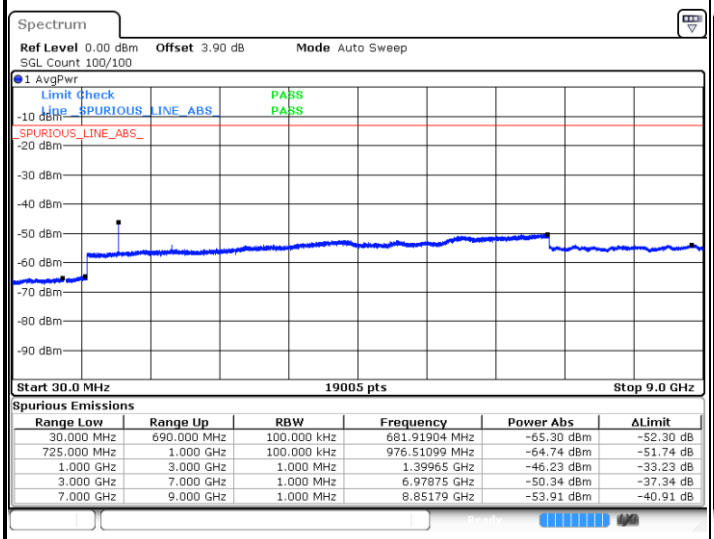

Spurious Emissions

Range Low	Range Up	RBW	Frequency	Power Abs	ΔLimit
30.000 MHz	690.000 MHz	100.000 kHz	681.91904 MHz	-65.30 dBm	-52.30 dB
725.000 MHz	1.000 GHz	100.000 kHz	976.51099 MHz	-64.74 dBm	-51.74 dB
1.000 GHz	3.000 GHz	1.000 MHz	1.39965 GHz	-46.23 dBm	-33.23 dB
3.000 GHz	7.000 GHz	1.000 MHz	6.97875 GHz	-50.34 dBm	-37.34 dB
7.000 GHz	9.000 GHz	1.000 MHz	8.85179 GHz	-53.91 dBm	-40.91 dB

Date: 9.JUL.2017 10:50:43

Lowest Channel / 16QAM

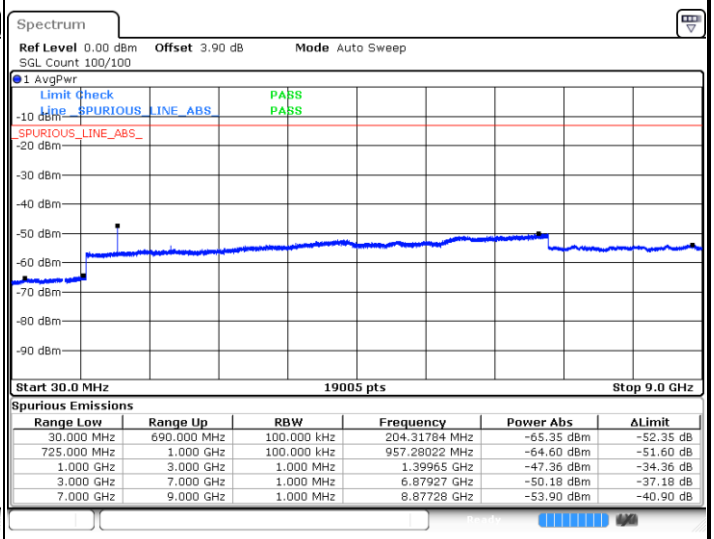

Spurious Emissions

Range Low	Range Up	RBW	Frequency	Power Abs	ΔLimit
30.000 MHz	690.000 MHz	100.000 kHz	204.31784 MHz	-65.35 dBm	-52.35 dB
725.000 MHz	1.000 GHz	100.000 kHz	957.28022 MHz	-64.60 dBm	-51.60 dB
1.000 GHz	3.000 GHz	1.000 MHz	1.39965 GHz	-47.36 dBm	-34.36 dB
3.000 GHz	7.000 GHz	1.000 MHz	6.87927 GHz	-50.18 dBm	-37.18 dB
7.000 GHz	9.000 GHz	1.000 MHz	8.87728 GHz	-53.90 dBm	-40.90 dB

Date: 9.JUL.2017 10:51:37

LTE Band 12 / 10MHz

Middle Channel / QPSK

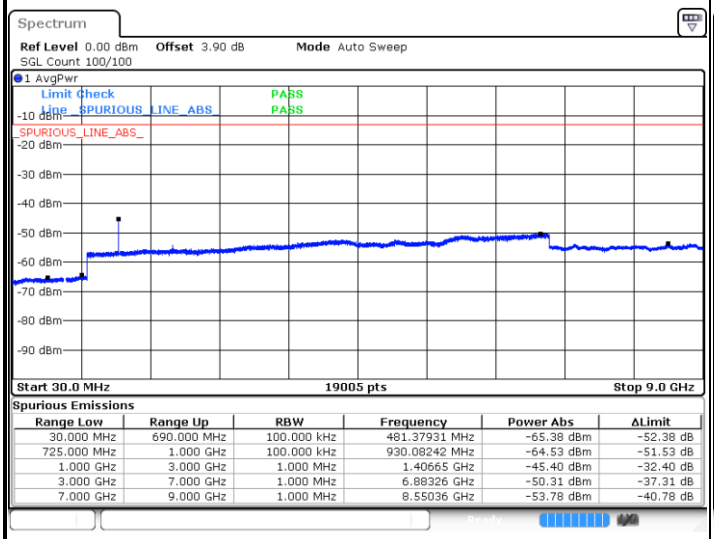

Spurious Emissions

Range Low	Range Up	RBW	Frequency	Power Abs	ΔLimit
30.000 MHz	690.000 MHz	100.000 kHz	481.37931 MHz	-65.38 dBm	-52.38 dB
725.000 MHz	1.000 GHz	100.000 kHz	930.08242 MHz	-64.53 dBm	-51.53 dB
1.000 GHz	3.000 GHz	1.000 MHz	1.40665 GHz	-45.40 dBm	-32.40 dB
3.000 GHz	7.000 GHz	1.000 MHz	6.88326 GHz	-50.31 dBm	-37.31 dB
7.000 GHz	9.000 GHz	1.000 MHz	8.55036 GHz	-53.78 dBm	-40.78 dB

Date: 9.JUL.2017 10:53:26

Middle Channel / 16QAM

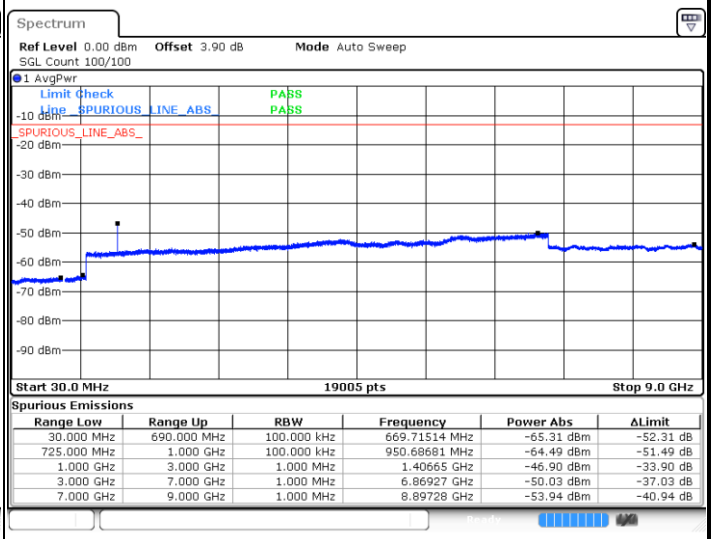

Spurious Emissions

Range Low	Range Up	RBW	Frequency	Power Abs	ΔLimit
30.000 MHz	690.000 MHz	100.000 kHz	669.71514 MHz	-65.31 dBm	-52.31 dB
725.000 MHz	1.000 GHz	100.000 kHz	950.68681 MHz	-64.49 dBm	-51.49 dB
1.000 GHz	3.000 GHz	1.000 MHz	1.40665 GHz	-46.90 dBm	-33.90 dB
3.000 GHz	7.000 GHz	1.000 MHz	6.86927 GHz	-50.03 dBm	-37.03 dB
7.000 GHz	9.000 GHz	1.000 MHz	8.89728 GHz	-53.94 dBm	-40.94 dB

Date: 9.JUL.2017 10:52:31

Highest Channel / QPSK

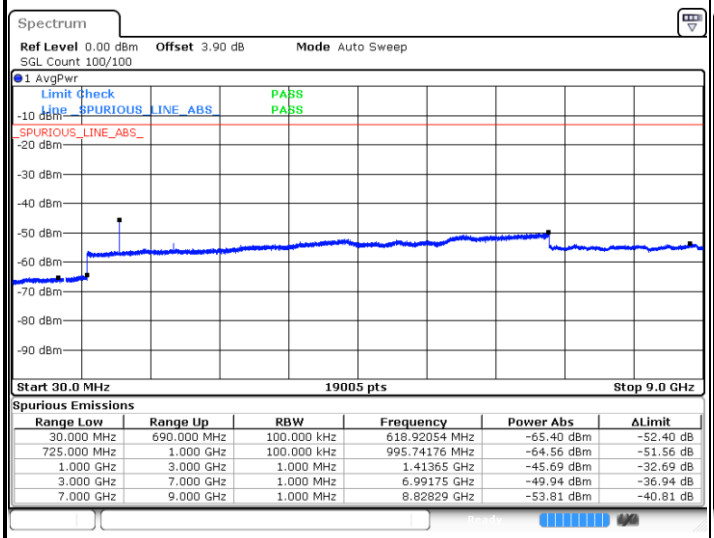

Spurious Emissions

Range Low	Range Up	RBW	Frequency	Power Abs	ΔLimit
30.000 MHz	690.000 MHz	100.000 kHz	618.92054 MHz	-65.40 dBm	-52.40 dB
725.000 MHz	1.000 GHz	100.000 kHz	995.74176 MHz	-64.56 dBm	-51.56 dB
1.000 GHz	3.000 GHz	1.000 MHz	1.41365 GHz	-45.69 dBm	-32.69 dB
3.000 GHz	7.000 GHz	1.000 MHz	6.99175 GHz	-49.94 dBm	-36.94 dB
7.000 GHz	9.000 GHz	1.000 MHz	8.82829 GHz	-53.81 dBm	-40.81 dB

Date: 9.JUL.2017 10:54:20

Highest Channel / 16QAM

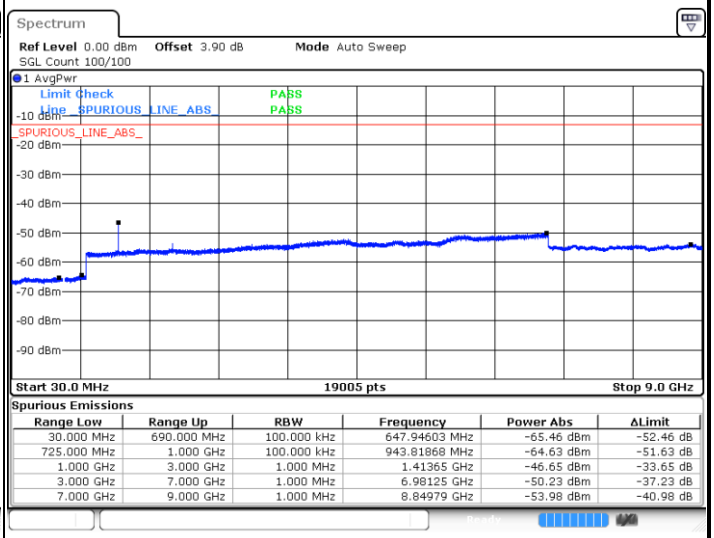

Spurious Emissions

Range Low	Range Up	RBW	Frequency	Power Abs	ΔLimit
30.000 MHz	690.000 MHz	100.000 kHz	647.94603 MHz	-65.46 dBm	-52.46 dB
725.000 MHz	1.000 GHz	100.000 kHz	943.81868 MHz	-64.63 dBm	-51.63 dB
1.000 GHz	3.000 GHz	1.000 MHz	1.41365 GHz	-46.65 dBm	-33.65 dB
3.000 GHz	7.000 GHz	1.000 MHz	6.98125 GHz	-50.23 dBm	-37.23 dB
7.000 GHz	9.000 GHz	1.000 MHz	8.84979 GHz	-53.98 dBm	-40.98 dB

Date: 9.JUL.2017 10:55:14

Frequency Stability

Test Conditions		LTE Band 2 (QPSK) / Middle Channel	Limit
Temperature (°C)	Voltage (Volt)	BW 10MHz	Note 2.
		Deviation (ppm)	Result
50	Normal Voltage	0.0017	PASS
40	Normal Voltage	0.0014	
30	Normal Voltage	0.0004	
20(Ref.)	Normal Voltage	0.0000	
10	Normal Voltage	0.0010	
0	Normal Voltage	0.0002	
-10	Normal Voltage	0.0006	
-20	Normal Voltage	0.0013	
-30	Normal Voltage	0.0003	
20	Maximum Voltage	0.0012	
20	Normal Voltage	0.0010	
20	Battery End Point	0.0001	

Note:

1. Normal Voltage =3.8 V.；Battery End Point (BEP) =3.4 V.；Maximum Voltage =4.35 V.
2. Note: The frequency fundamental emissions stay within the authorized frequency block.

Test Conditions		LTE Band 4 (QPSK) / Middle Channel	Limit
Temperature (°C)	Voltage (Volt)	BW 10MHz	Note 2.
		Deviation (ppm)	Result
50	Normal Voltage	0.0003	PASS
40	Normal Voltage	0.0016	
30	Normal Voltage	0.0021	
20(Ref.)	Normal Voltage	0.0000	
10	Normal Voltage	0.0016	
0	Normal Voltage	0.0022	
-10	Normal Voltage	0.0018	
-20	Normal Voltage	0.0002	
-30	Normal Voltage	0.0013	
20	Maximum Voltage	0.0000	
20	Normal Voltage	0.0016	
20	Battery End Point	0.0005	

Note:

1. Normal Voltage =3.8 V.；Battery End Point (BEP) =3.4 V.；Maximum Voltage =4.35 V.
2. Note: The frequency fundamental emissions stay within the authorized frequency block.

Test Conditions		LTE Band 5 (QPSK) / Middle Channel	Limit
Temperature (°C)	Voltage (Volt)	BW 10MHz	2.5ppm
		Deviation (ppm)	Result
50	Normal Voltage	0.0037	PASS
40	Normal Voltage	0.0008	
30	Normal Voltage	0.0016	
20(Ref.)	Normal Voltage	0.0000	
10	Normal Voltage	0.0019	
0	Normal Voltage	0.0026	
-10	Normal Voltage	0.0019	
-20	Normal Voltage	0.0012	
-30	Normal Voltage	0.0035	
20	Maximum Voltage	0.0032	
20	Normal Voltage	0.0011	
20	Battery End Point	0.0025	

Note: Normal Voltage =3.8 V.；Battery End Point (BEP) =3.4 V.；Maximum Voltage =4.35 V.

Test Conditions		LTE Band 12 (QPSK) / Middle Channel	Limit
Temperature (°C)	Voltage (Volt)	BW 10MHz	Note 2.
		Deviation (ppm)	Result
50	Normal Voltage	0.0037	PASS
40	Normal Voltage	0.0013	
30	Normal Voltage	0.0023	
20(Ref.)	Normal Voltage	0.0000	
10	Normal Voltage	0.0014	
0	Normal Voltage	0.0025	
-10	Normal Voltage	0.0041	
-20	Normal Voltage	0.0016	
-30	Normal Voltage	0.0054	
20	Maximum Voltage	0.0048	
20	Normal Voltage	0.0016	
20	Battery End Point	0.0007	

Note:

1. Normal Voltage =3.8 V.；Battery End Point (BEP) =3.4 V.；Maximum Voltage =4.35 V.
2. Note: The frequency fundamental emissions stay within the authorized frequency block.

Appendix B. Test Results of Radiated Test

Radiated Spurious Emission

LTE Band 2 / 1.4MHz / QPSK / RB Size 1 Offset 0									
Channel	Frequency (MHz)	EIRP (dBm)	Limit (dBm)	Over Limit (dB)	SPA Reading (dBm)	S.G. Power (dBm)	TX Cable loss (dB)	TX Antenna Gain (dBi)	Polarization (H/V)
Middle	3759	-61.11	-13	-48.11	-75.35	-62.82	5.08	6.80	H
	5637	-58.97	-13	-45.97	-75.77	-60.64	8.03	9.70	H
	7518	-54.04	-13	-41.04	-75.34	-56.42	9.43	11.81	H
	3759	-63.42	-13	-50.42	-75.85	-65.13	5.08	6.80	V
	5637	-59.57	-13	-46.57	-76.66	-61.24	8.03	9.70	V
	7518	-55.49	-13	-42.49	-76.63	-57.87	9.43	11.81	V

Remark: Spurious emissions within 30-1000MHz were found more than 20dB below limit line.

LTE Band 2 / 3MHz / QPSK / RB Size 1 Offset 0									
Channel	Frequency (MHz)	EIRP (dBm)	Limit (dBm)	Over Limit (dB)	SPA Reading (dBm)	S.G. Power (dBm)	TX Cable loss (dB)	TX Antenna Gain (dBi)	Polarization (H/V)
Middle	3756	-61.56	-13	-48.56	-75.80	-63.27	5.08	6.80	H
	5637	-60.11	-13	-47.11	-76.91	-61.78	8.03	9.70	H
	7515	-53.31	-13	-40.31	-74.61	-55.69	9.43	11.81	H
	3756	-62.36	-13	-49.36	-74.79	-64.07	5.08	6.80	V
	5637	-58.70	-13	-45.70	-75.79	-60.37	8.03	9.70	V
	7515	-54.43	-13	-41.43	-75.57	-56.81	9.43	11.81	V

Remark: Spurious emissions within 30-1000MHz were found more than 20dB below limit line.

LTE Band 2 / 5MHz / QPSK/ RB Size 1 Offset 0									
Channel	Frequency (MHz)	EIRP (dBm)	Limit (dBm)	Over Limit (dB)	SPA Reading (dBm)	S.G. Power (dBm)	TX Cable loss (dB)	TX Antenna Gain (dBi)	Polarization (H/V)
Middle	3756	-61.77	-13	-48.77	-76.01	-63.48	5.08	6.80	H
	5634	-59.15	-13	-46.15	-75.95	-60.82	8.03	9.70	H
	7512	-55.22	-13	-42.22	-76.52	-57.60	9.43	11.81	H
	3756	-63.68	-13	-50.68	-76.11	-65.39	5.08	6.80	V
	5634	-59.25	-13	-46.25	-76.34	-60.92	8.03	9.70	V
	7512	-55.21	-13	-42.21	-76.35	-57.59	9.43	11.81	V

Remark: Spurious emissions within 30-1000MHz were found more than 20dB below limit line.

LTE Band 2 / 10MHz / QPSK / RB Size 1 Offset 0									
Channel	Frequency (MHz)	EIRP (dBm)	Limit (dBm)	Over Limit (dB)	SPA Reading (dBm)	S.G. Power (dBm)	TX Cable loss (dB)	TX Antenna Gain (dBi)	Polarization (H/V)
Middle	3750	-61.24	-13	-48.24	-75.48	-62.95	5.08	6.80	H
	5628	-60.01	-13	-47.01	-76.81	-61.68	8.03	9.70	H
	7503	-54.19	-13	-41.19	-75.49	-56.57	9.43	11.81	H
	3750	-62.89	-13	-49.89	-75.32	-64.60	5.08	6.80	V
	5628	-60.13	-13	-47.13	-77.22	-61.80	8.03	9.70	V
	7503	-54.71	-13	-41.71	-75.85	-57.09	9.43	11.81	V

Remark: Spurious emissions within 30-1000MHz were found more than 20dB below limit line.

LTE Band 2 / 15MHz / QPSK / RB Size 1 Offset 0									
Channel	Frequency (MHz)	EIRP (dBm)	Limit (dBm)	Over Limit (dB)	SPA Reading (dBm)	S.G. Power (dBm)	TX Cable loss (dB)	TX Antenna Gain (dBi)	Polarization (H/V)
Middle	3747	-62.04	-13	-49.04	-76.28	-63.75	5.08	6.80	H
	5619	-59.81	-13	-46.81	-76.61	-61.48	8.03	9.70	H
	7494	-55.16	-13	-42.16	-76.46	-57.54	9.43	11.81	H
	3747	-63.60	-13	-50.60	-76.03	-65.31	5.08	6.80	V
	5619	-58.67	-13	-45.67	-75.76	-60.34	8.03	9.70	V
	7494	-55.52	-13	-42.52	-76.66	-57.90	9.43	11.81	V

Remark: Spurious emissions within 30-1000MHz were found more than 20dB below limit line.

LTE Band 2 / 20MHz / QPSK / RB Size 1 Offset 0									
Channel	Frequency (MHz)	EIRP (dBm)	Limit (dBm)	Over Limit (dB)	SPA Reading (dBm)	S.G. Power (dBm)	TX Cable loss (dB)	TX Antenna Gain (dBi)	Polarization (H/V)
Middle	3741	-61.62	-13	-48.62	-75.86	-63.33	5.08	6.80	H
	5613	-59.98	-13	-46.98	-76.78	-61.65	8.03	9.70	H
	7485	-53.82	-13	-40.82	-75.12	-56.20	9.43	11.81	H
	3741	-63.20	-13	-50.20	-75.63	-64.91	5.08	6.80	V
	5613	-60.12	-13	-47.12	-77.21	-61.79	8.03	9.70	V
	7485	-55.64	-13	-42.64	-76.78	-58.02	9.43	11.81	V

Remark: Spurious emissions within 30-1000MHz were found more than 20dB below limit line.

LTE Band 4 / 1.4MHz / QPSK / RB Size 1 Offset 0									
Channel	Frequency (MHz)	EIRP (dBm)	Limit (dBm)	Over Limit (dB)	SPA Reading (dBm)	S.G. Power (dBm)	TX Cable loss (dB)	TX Antenna Gain (dBi)	Polarization (H/V)
Middle	3465	-63.83	-13	-50.83	-72.73	-67.80	4.87	8.84	H
	5196	-63.02	-13	-50.02	-73.95	-64.46	7.70	9.14	H
	6927	-53.83	-13	-40.83	-72.30	-55.51	8.98	10.66	H
	3465	-61.07	-13	-48.07	-72.69	-65.04	4.87	8.84	V
	5196	-62.58	-13	-49.58	-76.63	-64.02	7.70	9.14	V
	6927	-57.64	-13	-44.64	-75.66	-59.32	8.98	10.66	V

Remark: Spurious emissions within 30-1000MHz were found more than 20dB below limit line.

LTE Band 4 / 3MHz / QPSK / RB Size 1 Offset 0									
Channel	Frequency (MHz)	EIRP (dBm)	Limit (dBm)	Over Limit (dB)	SPA Reading (dBm)	S.G. Power (dBm)	TX Cable loss (dB)	TX Antenna Gain (dBi)	Polarization (H/V)
Middle	3462	-63.29	-13	-50.29	-72.19	-67.26	4.87	8.84	H
	5194	-65.63	-13	-52.63	-76.56	-67.07	7.70	9.14	H
	6924	-55.36	-13	-42.36	-73.83	-57.04	8.98	10.66	H
	3462	-59.34	-13	-46.34	-70.96	-63.31	4.87	8.84	V
	5193	-62.51	-13	-49.51	-76.56	-63.95	7.70	9.14	V
	6924	-58.05	-13	-45.05	-76.07	-59.73	8.98	10.66	V

Remark: Spurious emissions within 30-1000MHz were found more than 20dB below limit line.

LTE Band 4 / 5MHz / QPSK/ RB Size 1 Offset 0									
Channel	Frequency (MHz)	EIRP (dBm)	Limit (dBm)	Over Limit (dB)	SPA Reading (dBm)	S.G. Power (dBm)	TX Cable loss (dB)	TX Antenna Gain (dBi)	Polarization (H/V)
Middle	3459	-64.44	-13	-51.44	-73.34	-68.41	4.87	8.84	H
	5191	-65.62	-13	-52.62	-76.55	-67.06	7.70	9.14	H
	6921	-55.41	-13	-42.41	-73.88	-57.09	8.98	10.66	H
	3459	-61.13	-13	-48.13	-72.75	-65.10	4.87	8.84	V
	5190	-61.91	-13	-48.91	-75.96	-63.35	7.70	9.14	V
	6921	-57.30	-13	-44.30	-75.32	-58.98	8.98	10.66	V

Remark: Spurious emissions within 30-1000MHz were found more than 20dB below limit line.

LTE Band 4 / 10MHz / QPSK / RB Size 1 Offset 0									
Channel	Frequency (MHz)	EIRP (dBm)	Limit (dBm)	Over Limit (dB)	SPA Reading (dBm)	S.G. Power (dBm)	TX Cable loss (dB)	TX Antenna Gain (dBi)	Polarization (H/V)
Middle	3456	-55.31	-13	-42.31	-64.21	-59.28	4.87	8.84	H
	5184	-32.68	-13	-19.68	-52.38	-34.12	7.70	9.14	H
	6912	-54.55	-13	-41.55	-73.02	-56.23	8.98	10.66	H
	3456	-54.20	-13	-41.20	-65.82	-58.17	4.87	8.84	V
	5184	-58.83	-13	-45.83	-72.88	-60.27	7.70	9.14	V
	6912	-57.95	-13	-44.95	-75.97	-59.63	8.98	10.66	V

Remark: Spurious emissions within 30-1000MHz were found more than 20dB below limit line.

LTE Band 4 / 15MHz / QPSK / RB Size 1 Offset 0									
Channel	Frequency (MHz)	EIRP (dBm)	Limit (dBm)	Over Limit (dB)	SPA Reading (dBm)	S.G. Power (dBm)	TX Cable loss (dB)	TX Antenna Gain (dBi)	Polarization (H/V)
Middle	3450	-61.45	-13	-48.45	-70.35	-65.42	4.87	8.84	H
	5178	-62.18	-13	-49.18	-73.11	-63.62	7.70	9.14	H
	6903	-57.72	-13	-44.72	-76.19	-59.40	8.98	10.66	H
	3450	-60.09	-13	-47.09	-71.71	-64.06	4.87	8.84	V
	5178	-61.90	-13	-48.90	-75.95	-63.34	7.70	9.14	V
	6903	-57.37	-13	-44.37	-75.39	-59.05	8.98	10.66	V

Remark: Spurious emissions within 30-1000MHz were found more than 20dB below limit line.

LTE Band 4 / 20MHz / QPSK / RB Size 1 Offset 0									
Channel	Frequency (MHz)	EIRP (dBm)	Limit (dBm)	Over Limit (dB)	SPA Reading (dBm)	S.G. Power (dBm)	TX Cable loss (dB)	TX Antenna Gain (dBi)	Polarization (H/V)
Middle	3447	-62.30	-13	-49.30	-71.20	-66.27	4.87	8.84	H
	5171	-65.85	-13	-52.85	-76.78	-67.29	7.70	9.14	H
	6894	-56.71	-13	-43.71	-75.18	-58.39	8.98	10.66	H
	3447	-60.47	-13	-47.47	-72.09	-64.44	4.87	8.84	V
	5172	-62.06	-13	-49.06	-76.11	-63.50	7.70	9.14	V
	6894	-58.04	-13	-45.04	-76.06	-59.72	8.98	10.66	V

Remark: Spurious emissions within 30-1000MHz were found more than 20dB below limit line.

LTE Band 5 / 1.4MHz / QPSK / RB Size 1 Offset 0									
Channel	Frequency (MHz)	ERP (dBm)	Limit (dBm)	Over Limit (dB)	SPA Reading (dBm)	S.G. Power (dBm)	TX Cable loss (dB)	TX Antenna Gain (dBi)	Polarization (H/V)
Middle	1672	-62.23	-13	-49.23	-64.83	-64.55	1.33	5.80	H
	2508	-63.46	-13	-50.46	-72.81	-66.63	1.58	6.90	H
	3345	-67.30	-13	-54.30	-76.51	-70.80	1.85	7.50	H
	1672	-68.62	-13	-55.62	-70.49	-70.94	1.33	5.80	V
	2508	-64.82	-13	-51.82	-72.79	-67.99	1.58	6.90	V
	3345	-67.78	-13	-54.78	-76.80	-71.28	1.85	7.50	V

Remark: Spurious emissions within 30-1000MHz were found more than 20dB below limit line.

LTE Band 5 / 3MHz / QPSK / RB Size 1 Offset 0									
Channel	Frequency (MHz)	ERP (dBm)	Limit (dBm)	Over Limit (dB)	SPA Reading (dBm)	S.G. Power (dBm)	TX Cable loss (dB)	TX Antenna Gain (dBi)	Polarization (H/V)
Middle	1670	-63.36	-13	-50.36	-65.96	-65.68	1.33	5.80	H
	2504	-47.06	-13	-34.06	-58.11	-50.23	1.58	6.90	H
	3342	-66.52	-13	-53.52	-75.73	-70.02	1.85	7.50	H
	1670	-69.30	-13	-56.30	-71.17	-71.62	1.33	5.80	V
	2506	-64.90	-13	-51.90	-72.87	-68.07	1.58	6.90	V
	3342	-66.83	-13	-53.83	-75.85	-70.33	1.85	7.50	V

Remark: Spurious emissions within 30-1000MHz were found more than 20dB below limit line.

LTE Band 5 / 5MHz / QPSK / RB Size 1 Offset 0									
Channel	Frequency (MHz)	ERP (dBm)	Limit (dBm)	Over Limit (dB)	SPA Reading (dBm)	S.G. Power (dBm)	TX Cable loss (dB)	TX Antenna Gain (dBi)	Polarization (H/V)
Middle	1668	-61.43	-13	-48.43	-64.03	-63.75	1.33	5.80	H
	2504	-62.57	-13	-49.57	-71.92	-65.74	1.58	6.90	H
	3336	-67.45	-13	-54.45	-76.66	-70.95	1.85	7.50	H
	1668	-69.46	-13	-56.46	-71.33	-71.78	1.33	5.80	V
	2504	-64.77	-13	-51.77	-72.74	-67.94	1.58	6.90	V
	3336	-67.87	-13	-54.87	-76.89	-71.37	1.85	7.50	V

Remark: Spurious emissions within 30-1000MHz were found more than 20dB below limit line.

LTE Band 5 / 10MHz / QPSK / RB Size 1 Offset 0									
Channel	Frequency (MHz)	ERP (dBm)	Limit (dBm)	Over Limit (dB)	SPA Reading (dBm)	S.G. Power (dBm)	TX Cable loss (dB)	TX Antenna Gain (dBi)	Polarization (H/V)
Middle	1664	-44.82	-13	-31.82	-50.93	-47.14	1.33	5.80	H
	2496	-42.11	-13	-29.11	-54.18	-45.28	1.58	6.90	H
	3327	-67.07	-13	-54.07	-76.28	-70.57	1.85	7.50	H
	1664	-64.35	-13	-51.35	-66.22	-66.67	1.33	5.80	V
	2496	-63.42	-13	-50.42	-71.39	-66.59	1.58	6.90	V
	3327	-67.42	-13	-54.42	-76.44	-70.92	1.85	7.50	V

Remark: Spurious emissions within 30-1000MHz were found more than 20dB below limit line.

LTE Band 12 / 1.4MHz / QPSK / RB Size 1 Offset 0									
Channel	Frequency (MHz)	ERP (dBm)	Limit (dBm)	Over Limit (dB)	SPA Reading (dBm)	S.G. Power (dBm)	TX Cable loss (dB)	TX Antenna Gain (dBi)	Polarization (H/V)
Middle	1414	-64.30	-13	-51.30	-65.25	-65.53	1.17	4.55	H
	2121	-67.26	-13	-54.26	-71.85	-69.01	1.45	5.35	H
	2828	-68.70	-13	-55.70	-72.67	-70.97	1.68	6.10	H
	1414	-65.68	-13	-52.68	-66.75	-66.91	1.17	4.55	V
	2121	-67.42	-13	-54.42	-72.00	-69.17	1.45	5.35	V
	2828	-68.53	-13	-55.53	-73.21	-70.79	1.68	6.10	V

Remark: Spurious emissions within 30-1000MHz were found more than 20dB below limit line.

LTE Band 12 / 3MHz / QPSK / RB Size 1 Offset 0									
Channel	Frequency (MHz)	ERP (dBm)	Limit (dBm)	Over Limit (dB)	SPA Reading (dBm)	S.G. Power (dBm)	TX Cable loss (dB)	TX Antenna Gain (dBi)	Polarization (H/V)
Middle	1412	-64.25	-13	-51.25	-65.20	-65.48	1.17	4.55	H
	2119	-67.55	-13	-54.55	-72.14	-69.30	1.45	5.35	H
	2825	-69.12	-13	-56.12	-73.09	-71.39	1.68	6.10	H
	1412	-65.10	-13	-52.10	-66.17	-66.33	1.17	4.55	V
	2119	-67.13	-13	-54.13	-71.71	-68.88	1.45	5.35	V
	2825	-68.17	-13	-55.17	-72.85	-70.43	1.68	6.10	V

Remark: Spurious emissions within 30-1000MHz were found more than 20dB below limit line.

LTE Band 12 / 5MHz / QPSK / RB Size 1 Offset 0									
Channel	Frequency (MHz)	ERP (dBm)	Limit (dBm)	Over Limit (dB)	SPA Reading (dBm)	S.G. Power (dBm)	TX Cable loss (dB)	TX Antenna Gain (dBi)	Polarization (H/V)
Middle	1410	-64.72	-13	-51.72	-65.67	-65.95	1.17	4.55	H
	2116	-67.49	-13	-54.49	-72.08	-69.24	1.45	5.35	H
	2821	-68.68	-13	-55.68	-72.65	-70.95	1.68	6.10	H
	1410	-64.84	-13	-51.84	-65.91	-66.07	1.17	4.55	V
	2116	-67.85	-13	-54.85	-72.43	-69.60	1.45	5.35	V
	2821	-68.38	-13	-55.38	-73.06	-70.64	1.68	6.10	V

Remark: Spurious emissions within 30-1000MHz were found more than 20dB below limit line.

LTE Band 12 / 10MHz / QPSK / RB Size 1 Offset 0									
Channel	Frequency (MHz)	ERP (dBm)	Limit (dBm)	Over Limit (dB)	SPA Reading (dBm)	S.G. Power (dBm)	TX Cable loss (dB)	TX Antenna Gain (dBi)	Polarization (H/V)
Middle	1406	-65.53	-13	-52.53	-66.48	-66.76	1.17	4.55	H
	2110	-67.62	-13	-54.62	-72.21	-69.37	1.45	5.35	H
	2812	-69.38	-13	-56.38	-73.35	-71.65	1.68	6.10	H
	1406	-67.02	-13	-54.02	-68.09	-68.25	1.17	4.55	V
	2109	-67.58	-13	-54.58	-72.16	-69.33	1.45	5.35	V
	2812	-68.33	-13	-55.33	-73.01	-70.59	1.68	6.10	V

Remark: Spurious emissions within 30-1000MHz were found more than 20dB below limit line.