FCC RF Test Report

APPLICANT	:	ZTE CORPORATION
EQUIPMENT	:	LTE uFi
BRAND NAME	:	ZTE
MODEL NAME	:	MF985
FCC ID	:	SRQ-MF985
STANDARD	:	47 CFR Part 2, 22(H), 24(E), 27(L), 27(H)
CLASSIFICATION	:	PCS Licensed Transmitter (PCB)

The product was received on Nov. 15, 2017 and completely tested on Dec. 22, 2017. We, Sporton International (Kunshan) Inc., would like to declare that the tested sample has been evaluated in accordance with the test procedures given in ANSI/TIA-603-E and the testing has shown the tested sample to be in compliance with the applicable technical standards. The test results in this report apply exclusively to the tested model / sample. Without written approval of Sporton International (Kunshan) Inc., the test report shall not be reproduced except in full.

James Huang

Approved by: James Huang / Manager

TESTING
NVLAP LAB CODE 600155-0

Sporton International (Kunshan) Inc.
No.3-2 Ping-Xiang Rd, Kunshan Development Zone Kunshan City Jiangsu Province 215335 China

TABLE OF CONTENTS

REVISION HISTORY **3**

SUMMARY OF TEST RESULT **4**

1 GENERAL DESCRIPTION **5**

1.1 Applicant 5
1.2 Manufacturer 5
1.3 Product Feature of Equipment Under Test 5
1.4 Product Specification of Equipment Under Test 6
1.5 Modification of EUT 6
1.6 Maximum ERP/EIRP Power, Frequency Tolerance, and Emission Designator 7
1.7 Testing Location 10
1.8 Applicable Standards 10

2 TEST CONFIGURATION OF EQUIPMENT UNDER TEST **11**

2.1 Test Mode 11
2.2 Connection Diagram of Test System 13
2.3 Support Unit used in test configuration and system 14
2.4 Measurement Results Explanation Example 14
2.5 Frequency List of Low/Middle/High Channels 15

3 CONDUCTED TEST ITEMS **18**

3.1 Measuring Instruments 18
3.2 Test Setup 18
3.3 Test Result of Conducted Test 18
3.4 Conducted Output Power and ERP/EIRP 19
3.5 Peak-to-Average Ratio 20
3.6 Occupied Bandwidth 21
3.7 Conducted Band Edge 22
3.8 Conducted Spurious Emission 24
3.9 Frequency Stability 25

4 RADIATED TEST ITEMS **26**

4.1 Measuring Instruments 26
4.2 Test Setup 26
4.3 Test Result of Radiated Test 26
4.4 Radiated Spurious Emission 27

5 LIST OF MEASURING EQUIPMENT **28**

6 UNCERTAINTY OF EVALUATION **29**

APPENDIX A. TEST RESULTS OF CONDUCTED TEST

APPENDIX B. TEST RESULTS OF RADIATED TEST

APPENDIX C. TEST SETUP PHOTOGRAPHS

REVISION HISTORY

REPORT NO.	VERSION	DESCRIPTION	ISSUED DATE
FG7N1502B	Rev. 01	Initial issue of report	Jan. 10, 2018

SUMMARY OF TEST RESULT

Report Section	FCC Rule	Description	Limit	Result	Remark
3.4	§2.1046	Conducted Output Power	Reporting Only	PASS	-
	§22.913(a)(2)	Effective Radiated Power (Band 5)	ERP < 7 Watt	PASS	-
	§27.50(c)(10)	Effective Radiated Power (Band 12)	ERP < 3 Watt	PASS	-
	§24.232(c)	Equivalent Isotropic Radiated Power (Band 2)	EIRP < 2Watt	PASS	-
	§27.50(d)(4)	Equivalent Isotropic Radiated Power (Band 4)(Band 66)	EIRP < 1Watt	PASS	-
3.5	§24.232(d)	Peak-to-Average Ratio	<13 dB	PASS	-
3.6	§2.1049	Occupied Bandwidth	Reporting Only	PASS	-
3.7	§2.1051 §22.917(a) §24.238(a) §27.53(g) §27.53(h)	Conducted Band Edge Measurement (Band 2) (Band 4) (Band 5) (Band 12) (Band 66)	< 43+10log10(P[Watts])	PASS	-
3.8	§2.1051 §22.917(a) §24.238(a) §27.53(g) §27.53(h)	Conducted Spurious Emission (Band 2) (Band 4) (Band 5) (Band 12) (Band 66)	< 43+10log10(P[Watts])	PASS	-
3.9	§2.1055 §22.355	Frequency Stability Temperature & Voltage	< 2.5 ppm for Part 22H	PASS	-
	§2.1055 §24.235 §27.54		Within Authorized Band		
4.4	§2.1053 §22.917(a) §24.238(a) §27.53(g) §27.53(h)	Radiated Spurious Emission (Band 2) (Band 4) (Band 5) (Band 12) (Band 66)	< 43+10log$_{10}$(P[Watts])	PASS	Under limit 32.64 dB at 5235.000 MHz

1 General Description

1.1 Applicant

ZTE CORPORATION

ZTE Plaza, Keji Road South, Hi-Tech, Industrial Park, Nanshan District, Shenzhen, Guangdong, 518057, P.R.China

1.2 Manufacturer

ZTE CORPORATION

ZTE Plaza, Keji Road South, Hi-Tech, Industrial Park, Nanshan District, Shenzhen, Guangdong, 518057, P.R.China

1.3 Product Feature of Equipment Under Test

Product Feature	
Equipment	LTE uFi
Brand Name	ZTE
Model Name	MF985
FCC ID	SRQ-MF985
EUT supports Radios application	WCDMA/HSPA/HSPA+(16QAM uplink is not supported)/ DC-HSDPA/LTE WLAN 2.4GHz 802.11b/g/n HT20/HT40 WLAN 5GHz 802.11a/n HT20/HT40 WLAN 5GHz 802.11ac VHT20/VHT40/VHT80
IMEI Code	Conducted: 867358030002913 Radiation: 867358030003218
HW Version	MF985HWV1.1
SW Version	MF985V1.3
EUT Stage	Identical Prototype

1.4 Product Specification of Equipment Under Test

Standards-related Product Specification	
Tx Frequency	LTE Band 2 : 1850.7 MHz ~ 1909.3 MHz LTE Band 4 : 1710.7 MHz ~ 1754.3 MHz LTE Band 5 : 824.7 MHz ~ 848.3 MHz LTE Band 12 : 699.7 MHz ~ 715.3 MHz LTE Band 66 : 1710.7 MHz ~ 1779.3 MHz
Rx Frequency	LTE Band 2 : 1930.7 MHz ~ 1989.3 MHz LTE Band 4 : 2110.7 MHz ~ 2154.3 MHz LTE Band 5 : 869.7 MHz ~ 893.3 MHz LTE Band 12 : 729.7 MHz ~ 745.3 MHz LTE Band 66 : 2110.7 MHz~ 2199.3 MHz
Bandwidth	LTE Band 2 : 1.4MHz / 3MHz / 5MHz / 10MHz / 15MHz / 20MHz LTE Band 4 : 1.4MHz / 3MHz / 5MHz / 10MHz / 15MHz / 20MHz LTE Band 5 : 1.4MHz / 3MHz / 5MHz / 10MHz LTE Band 12 : 1.4MHz / 3MHz / 5MHz / 10MHz LTE Band 66 : 1.4MHz / 3MHz / 5MHz / 10MHz / 15MHz / 20MHz
Maximum Output Power to Antenna	LTE Band 2 : 22.61 dBm LTE Band 4 : 22.50 dBm LTE Band 5 : 23.25 dBm LTE Band 12 : 23.41 dBm LTE Band 66 : 22.51 dBm
Antenna Gain	LTE Band 2 : 2.10 dBi LTE Band 4 : 1.70 dBi LTE Band 5 : 0.40 dBi LTE Band 12 : 0.50 dBi LTE Band 66 : 1.70 dBi
Type of Modulation	QPSK / 16QAM / 64QAM

1.5 Modification of EUT

No modifications are made to the EUT during all test items.

1.6 Maximum ERP/EIRP Power, Frequency Tolerance, and Emission Designator

LTE Band 2		QPSK			16QAM		
BW (MHz)	Frequency Range (MHz)	Emission Designator (99%OBW)	Frequency Tolerance (ppm)	Maximum EIRP(W)	Emission Designator (99%OBW)	Frequency Tolerance (ppm)	Maximum EIRP(W)
1.4	1850.7 ~ 1909.3	1M10G7D	-	0.2812	1M10W7D	-	0.2360
3	1851.5 ~ 1908.5	2M72G7D	-	0.2773	2M73W7D	-	0.2328
5	1852.5 ~ 1907.5	4M50G7D	-	0.2831	4M51W7D	-	0.2377
10	1855.0 ~ 1905.0	9M05G7D	0.0027	0.2938	9M01W7D	-	0.2500
15	1857.5 ~ 1902.5	13M5G7D	-	0.2805	13M5W7D	-	0.2382
20	1860.0 ~ 1900.0	18M4G7D	-	0.2958	18M5W7D	-	0.2438

LTE Band 2		64QAM		
BW (MHz)	Frequency Range (MHz)	Emission Designator (99%OBW)	Frequency Tolerance (ppm)	Maximum EIRP(W)
1.4	1850.7 ~ 1909.3	1M09W7D	-	0.1683
3	1851.5 ~ 1908.5	2M73W7D	-	0.1710
5	1852.5 ~ 1907.5	4M49W7D	-	0.1718
10	1855.0 ~ 1905.0	9M05W7D	-	0.1786
15	1857.5 ~ 1902.5	13M5W7D	-	0.1746
20	1860.0 ~ 1900.0	18M5W7D	-	0.1786

LTE Band 4		QPSK			16QAM		
BW (MHz)	Frequency Range (MHz)	Emission Designator (99%OBW)	Frequency Tolerance (ppm)	Maximum EIRP(W)	Emission Designator (99%OBW)	Frequency Tolerance (ppm)	Maximum EIRP(W)
1.4	1710.7 ~ 1754.3	1M09G7D	-	0.2570	1M09W7D	-	0.2153
3	1711.5 ~ 1753.5	2M73G7D	-	0.2529	2M73W7D	-	0.2168
5	1712.5 ~ 1752.5	4M52G7D	-	0.2594	4M51W7D	-	0.2203
10	1715.0 ~ 1750.0	9M07G7D	0.0026	0.2624	9M03W7D	-	0.2249
15	1717.5 ~ 1747.5	13M5G7D	-	0.2512	13M5W7D	-	0.2109
20	1720.0 ~ 1745.0	18M6G7D	-	0.2630	18M4W7D	-	0.2128

LTE Band 4		64QAM		
BW (MHz)	Frequency Range (MHz)	Emission Designator (99%OBW)	Frequency Tolerance (ppm)	Maximum EIRP(W)
1.4	1710.7 ~ 1754.3	1M09W7D	-	0.1603
3	1711.5 ~ 1753.5	2M74W7D	-	0.1560
5	1712.5 ~ 1752.5	4M52W7D	-	0.1622
10	1715.0 ~ 1750.0	9M05W7D	-	0.1626
15	1717.5 ~ 1747.5	13M5W7D	-	0.1581
20	1720.0 ~ 1745.0	18M5W7D	-	0.1570

LTE Band 5		QPSK			16QAM		
BW (MHz)	Frequency Range (MHz)	Emission Designator (99%OBW)	Frequency Tolerance (ppm)	Maximum ERP(W)	Emission Designator (99%OBW)	Frequency Tolerance (ppm)	Maximum ERP(W)
1.4	824.7 ~ 848.3	1M09G7D	-	0.1324	1M09W7D	-	0.1122
3	825.5 ~ 847.5	2M73G7D	-	0.1315	2M72W7D	-	0.1127
5	826.5 ~ 846.5	4M50G7D	-	0.1327	4M50W7D	-	0.1125
10	829.0 ~ 844.0	9M03G7D	0.0054	0.1413	9M05W7D	-	0.1104

LTE Band 5		64QAM		
BW (MHz)	Frequency Range (MHz)	Emission Designator (99%OBW)	Frequency Tolerance (ppm)	Maximum ERP(W)
1.4	824.7 ~ 848.3	1M09W7D	-	0.0910
3	825.5 ~ 847.5	2M73W7D	-	0.0916
5	826.5 ~ 846.5	4M54W7D	-	0.0931
10	829.0 ~ 844.0	9M09W7D	-	0.0908

LTE Band 12		QPSK			16QAM		
BW (MHz)	Frequency Range (MHz)	Emission Designator (99%OBW)	Frequency Tolerance (ppm)	Maximum ERP(W)	Emission Designator (99%OBW)	Frequency Tolerance (ppm)	Maximum ERP(W)
1.4	699.7 ~ 715.3	1M09G7D	-	0.1496	1M10W7D	-	0.1216
3	700.5 ~ 714.5	2M73G7D	-	0.1489	2M74W7D	-	0.1216
5	701.5 ~ 713.5	4M51G7D	-	0.1489	4M51W7D	-	0.1213
10	704.0 ~ 711.0	9M05G7D	0.0040	0.1500	9M07W7D	-	0.1216

LTE Band 12		64QAM		
BW (MHz)	Frequency Range (MHz)	Emission Designator (99%OBW)	Frequency Tolerance (ppm)	Maximum ERP(W)
1.4	699.7 ~ 715.3	1M09W7D	-	0.0948
3	700.5 ~ 714.5	2M73W7D	-	0.0931
5	701.5 ~ 713.5	4M50W7D	-	0.0948
10	704.0 ~ 711.0	9M07W7D	-	0.0966

LTE Band 66		QPSK			16QAM		
BW (MHz)	Frequency Range (MHz)	Emission Designator (99%OBW)	Frequency Tolerance (ppm)	Maximum EIRP(W)	Emission Designator (99%OBW)	Frequency Tolerance (ppm)	Maximum EIRP(W)
1.4	1710.7 ~ 1779.3	1M10G7D	-	0.2553	1M09W7D	-	0.2168
3	1711.5 ~ 1778.5	2M74G7D	-	0.2512	2M73W7D	-	0.2153
5	1712.5 ~ 1777.5	4M50G7D	-	0.2559	4M51W7D	-	0.2218
10	1715.0 ~ 1775.0	9M05G7D	0.0039	0.2489	9M03W7D	-	0.2148
15	1717.5 ~ 1772.5	13M5G7D	-	0.2636	13M5W7D	-	0.2213
20	1720.0 ~ 1770.0	18M5G7D	-	0.2582	18M4W7D	-	0.2239

LTE Band 66		64QAM		
BW (MHz)	Frequency Range (MHz)	Emission Designator (99%OBW)	Frequency Tolerance (ppm)	Maximum EIRP(W)
1.4	1710.7 ~ 1779.3	1M09W7D	-	0.1607
3	1711.5 ~ 1778.5	2M72W7D	-	0.1596
5	1712.5 ~ 1777.5	4M50W7D	-	0.1663
10	1715.0 ~ 1775.0	9M05W7D	-	0.1607
15	1717.5 ~ 1772.5	13M4W7D	-	0.1679
20	1720.0 ~ 1770.0	18M4W7D	-	0.1667

1.7 Testing Location

Sporton International (Kunshan) Inc. is accredited to ISO 17025 by National Voluntary Laboratory Accreditation Program (NVLAP code: 600155-0) and the FCC designation No. is CN5013.

Test Site	Sporton International (Kunshan) Inc.		
Test Site Location	No.3-2 Ping-Xiang Rd, Kunshan Development Zone Kunshan City Jiangsu Province 215335 China TEL : +86-512-57900158 FAX : +86-512-57900958		
Test Site No.	**Sporton Site No.**		**FCC Test Firm Registration No.**
	TH01-KS	03CH03-KS	630927

Note: The test site complies with ANSI C63.4 2014 requirement.

1.8 Applicable Standards

According to the specifications of the manufacturer, the EUT must comply with the requirements of the following standards:

- 47 CFR Part 2, 22(H), 24(E), 27(L), 27(H)
- ANSI/TIA-603-E
- FCC KDB 971168 D01 Power Meas License Digital Systems v03
- FCC KDB 412172 D01 Determining ERP and EIRP v01r01

Remark:

1. All test items were verified and recorded according to the standards and without any deviation during the test.
2. This EUT has also been tested and complied with the requirements of FCC Part 15, Subpart B, recorded in a separate test report.

2 Test Configuration of Equipment Under Test

2.1 Test Mode

Antenna port conducted and radiated test items listed below are performed according to KDB 971168 D01 Power Meas License Digital Systems v03 with maximum output power.

Radiated measurements are performed by rotating the EUT in three different orthogonal test planes to find the maximum emission.

Test Items	Band	Bandwidth (MHz)						Modulation			RB #			Test Channel		
		1.4	3	5	10	15	20	QPSK	16QAM	64QAM	1	Half	Full	L	M	H
Max. Output Power	2	v	v	v	v	v	v	v	v	v	v	v	v	v	v	v
	4	v	v	v	v	v	v	v	v	v	v	v	v	v	v	v
	5	v	v	v	v	-	-	v	v	v	v	v	v	v	v	v
	12	v	v	v	v	-	-	v	v	v	v	v	v	v	v	v
	66	v	v	v	v	v	v	v	v	v	v	v	v	v	v	v
Peak-to-Average Ratio	2						v	v	v	v	v		v	v	v	v
	5				v	-	-	v	v	v	v		v	v	v	v
	12				v	-	-	v	v	v	v		v	v	v	v
	66						v	v	v	v	v		v	v	v	v
26dB and 99% Bandwidth	2	v	v	v	v	v	v	v	v	v			v	v	v	v
	4	v	v	v	v	v	v	v	v	v			v	v	v	v
	5	v	v	v	v	-	-	v	v	v			v	v	v	v
	12	v	v	v	v	-	-	v	v	v			v	v	v	v
	66	v	v	v	v	v	v	v	v	v			v	v	v	v
Conducted Band Edge	2	v	v	v	v	v	v	v	v	v	v		v	v		v
	5	v	v	v	v	-	-	v	v	v	v		v	v		v
	12	v	v	v	v	-	-	v	v	v	v		v	v		v
	66	v	v	v	v	v	v	v	v	v	v		v	v		v

Test Items	Band	Bandwidth (MHz)						Modulation			RB #			Test Channel		
		1.4	3	5	10	15	20	QPSK	16QAM	64QAM	1	Half	Full	L	M	H
Conducted Spurious Emission	2	v	v	v	v	v	v	v	v	v	v			v	v	v
	5	v	v	v	v	-	-	v	v	v	v			v	v	v
	12	v	v	v	v	-	-	v	v	v	v			v	v	v
	66	v	v	v	v	v	v	v	v	v	v			v	v	v
Frequency Stability	2				v			v					v		v	
	4				v			v					v		v	
	5				v	-	-	v					v		v	
	12				v	-	-	v					v		v	
	66				v			v					v		v	
E.R.P./ E.I.R.P.	2	v	v	v	v	v	v	v	v	v	v			v	v	v
	4	v	v	v	v	v	v	v	v	v	v			v	v	v
	5	v	v	v	v	-	-	v	v	v	v			v	v	v
	12	v	v	v	v	-	-	v	v	v	v			v	v	v
	66	v	v	v	v	v	v	v	v	v	v			v	v	v
Radiated Spurious Emission	2	v	v	v	v	v	v	v			v				v	
	5	v	v	v	v	-	-	v			v				v	
	12	v	v	v	v	-	-	v			v				v	
	66	v	v	v	v	v	v	v			v				v	
Note	1. The mark "v " means that this configuration is chosen for testing 2. The mark "-" means that this bandwidth is not supported. 3. The device is investigated from 30MHz to 10 times of fundamental signal for radiated spurious emission test under different RB size/offset and modulations in exploratory test. Subsequently, only the worst case emissions are reported. 4. The frequency range of LTE Band 4 is covered by LTE Band 66, so we only test conducted power, EIRP power, Occupied Bandwidth and Frequency Stability for LTE Band4.															

2.2 Connection Diagram of Test System

LTE Band 2

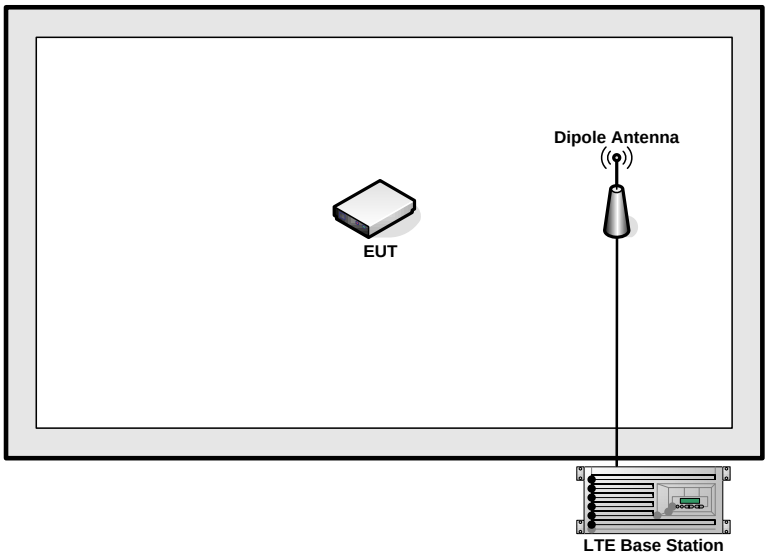

LTE Band 5 / 12 / 66

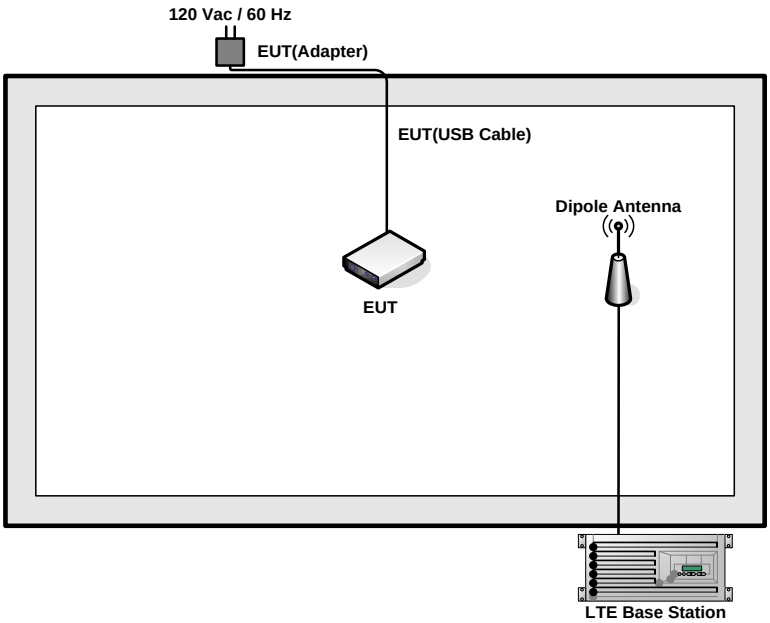

2.3 Support Unit used in test configuration and system

Item	Equipment	Trade Name	Model No.	FCC ID	Data Cable	Power Cord
1.	Power Supply	GW	GPS-3030D	N/A	N/A	Unshielded, 1.8 m
2.	LTE Base Station	Anritsu	MT8820C	N/A	N/A	Unshielded, 1.8 m

2.4 Measurement Results Explanation Example

For all conducted test items:

The offset level is set in the spectrum analyzer to compensate the RF cable loss between EUT conducted output port and spectrum analyzer. With the offset compensation, the spectrum analyzer reading level is exactly the EUT RF output level.

The spectrum analyzer offset is derived from RF cable loss.

Offset = RF cable loss.

Following shows an offset computation example with cable loss 5.1 dB.

Example :

Offset(dB) = RF cable loss(dB).

= 5.1 (dB)

2.5 Frequency List of Low/Middle/High Channels

LTE Band 2 Channel and Frequency List				
BW [MHz]	Channel/Frequency(MHz)	Lowest	Middle	Highest
20	Channel	18700	18900	19100
	Frequency	1860	1880	1900
15	Channel	18675	18900	19125
	Frequency	1857.5	1880	1902.5
10	Channel	18650	18900	19150
	Frequency	1855	1880	1905
5	Channel	18625	18900	19175
	Frequency	1852.5	1880	1907.5
3	Channel	18615	18900	19185
	Frequency	1851.5	1880	1908.5
1.4	Channel	18607	18900	19193
	Frequency	1850.7	1880	1909.3

LTE Band 4 Channel and Frequency List				
BW [MHz]	Channel/Frequency(MHz)	Lowest	Middle	Highest
20	Channel	20050	20175	20300
	Frequency	1720	1732.5	1745
15	Channel	20025	20175	20325
	Frequency	1717.5	1732.5	1747.5
10	Channel	20000	20175	20350
	Frequency	1715	1732.5	1750
5	Channel	19975	20175	20375
	Frequency	1712.5	1732.5	1752.5
3	Channel	19965	20175	20385
	Frequency	1711.5	1732.5	1753.5
1.4	Channel	19957	20175	20393
	Frequency	1710.7	1732.5	1754.3

LTE Band 5 Channel and Frequency List				
BW [MHz]	**Channel/Frequency(MHz)**	**Lowest**	**Middle**	**Highest**
10	Channel	20450	20525	20600
	Frequency	829	836.5	844
5	Channel	20425	20525	20625
	Frequency	826.5	836.5	846.5
3	Channel	20415	20525	20635
	Frequency	825.5	836.5	847.5
1.4	Channel	20407	20525	20643
	Frequency	824.7	836.5	848.3

LTE Band 12 Channel and Frequency List				
BW [MHz]	**Channel/Frequency(MHz)**	**Lowest**	**Middle**	**Highest**
10	Channel	23060	23095	23130
	Frequency	704	707.5	711
5	Channel	23035	23095	23155
	Frequency	701.5	707.5	713.5
3	Channel	23025	23095	23165
	Frequency	700.5	707.5	714.5
1.4	Channel	23017	23095	23173
	Frequency	699.7	707.5	715.3

LTE Band 66 Channel and Frequency List				
BW [MHz]	**Channel/Frequency(MHz)**	**Lowest**	**Middle**	**Highest**
20	Channel	132072	132322	132572
	Frequency	1720	1745	1770
15	Channel	132047	132322	132597
	Frequency	1717.5	1745	1772.5
10	Channel	132022	132322	132622
	Frequency	1715	1745	1775
5	Channel	131997	132322	132647
	Frequency	1712.5	1745	1777.5
3	Channel	131987	132322	132657
	Frequency	1711.5	1745	1778.5
1.4	Channel	131979	132322	132665
	Frequency	1710.7	1745	1779.3

3 Conducted Test Items

3.1 Measuring Instruments

See list of measuring instruments of this test report.

3.2 Test Setup

3.2.1 Conducted Output Power

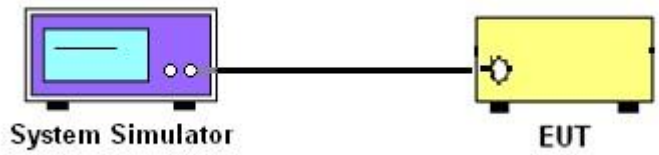

3.2.2 Peak-to-Average Ratio, Occupied Bandwidth ,Conducted Band-Edge and Conducted Spurious Emission

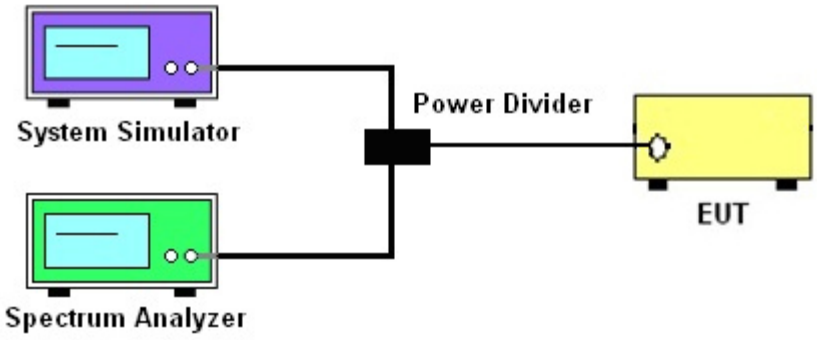

3.2.3 Frequency Stability

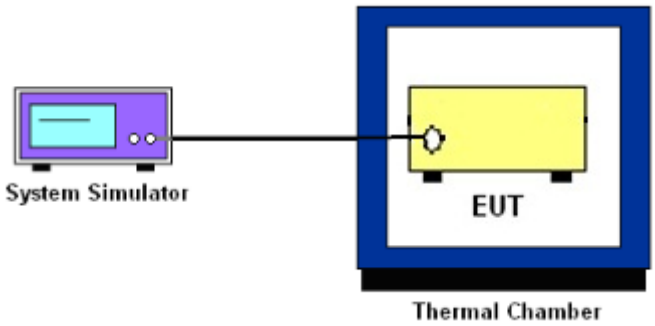

3.3 Test Result of Conducted Test

Please refer to Appendix A.

3.4 Conducted Output Power and ERP/EIRP

3.4.1 Description of the Conducted Output Power Measurement and ERP/EIRP Measurement

A system simulator was used to establish communication with the EUT. Its parameters were set to force the EUT transmitting at maximum output power. The measured power in the radio frequency on the transmitter output terminals shall be reported.

The ERP of mobile transmitters must not exceed 7 Watts for LTE Band 5.

The ERP of mobile transmitters must not exceed 3 Watts for LTE Band 12.

The EIRP of mobile transmitters must not exceed 2 Watts for LTE Band 2.

The EIRP of mobile transmitters must not exceed 1 Watts for LTE Band 4 and Band 66.

According to KDB 412172 D01 Power Approach,

EIRP = $P_T + G_T – L_C$, ERP = EIRP -2.15, where

P_T = transmitter output power in dBm

G_T = gain of the transmitting antenna in dBi

L_C = signal attenuation in the connecting cable between the transmitter and antenna in dB

3.4.2 Test Procedures

1. The transmitter output port was connected to the system simulator.
2. Set EUT at maximum power through the system simulator.
3. Select lowest, middle, and highest channels for each band and different modulation.
4. Measure and record the power level from the system simulator.

3.5 Peak-to-Average Ratio

3.5.1 Description of the PAR Measurement

Power Complementary Cumulative Distribution Function (CCDF) curves provide a means for characterizing the power peaks of a digitally modulated signal on a statistical basis. A CCDF curve depicts the probability of the peak signal amplitude exceeding the average power level. Most contemporary measurement instrumentation include the capability to produce CCDF curves for an input signal provided that the instrument's resolution bandwidth can be set wide enough to accommodate the entire input signal bandwidth. In measuring transmissions in this band using an average power technique, the peak-to-average ratio (PAR) of the transmission may not exceed 13 dB.

3.5.2 Test Procedures

1. The testing follows FCC KDB 971168 v03 Section 5.7.1.
2. The EUT was connected to spectrum and system simulator via a power divider.
3. Set the CCDF (Complementary Cumulative Distribution Function) option in spectrum analyzer.
4. The highest RF powers were measured and recorded the maximum PAPR level associated with a probability of 0.1 %.
5. Record the deviation as Peak to Average Ratio.

3.6 Occupied Bandwidth

3.6.1 Description of Occupied Bandwidth Measurement

The occupied bandwidth is the width of a frequency band such that, below the lower and above the upper frequency limits, the mean powers emitted are each equal to a specified percentage 0.5% of the total mean transmitted power.

The 26 dB emission bandwidth is defined as the frequency range between two points, one above and one below the carrier frequency, at which the spectral density of the emission is attenuated 26 dB below the maximum in-band spectral density of the modulated signal. Spectral density (power per unit bandwidth) is to be measured with a detector of resolution bandwidth equal to approximately 1.0% of the emission bandwidth.

3.6.2 Test Procedures

1. The testing follows FCC KDB 971168 v03 Section 4.1 and 4.2.
2. The EUT was connected to spectrum analyzer and system simulator via a power divider.
3. The spectrum analyzer center frequency is set to the nominal EUT channel center frequency. The span range for the spectrum analyzer shall be between two and five times the anticipated OBW.
4. The nominal resolution bandwidth (RBW) shall be in the range of 1 to 5 % of the anticipated OBW, and the VBW shall be at least 3 times the RBW.
5. Set the detection mode to peak, and the trace mode to max hold.
6. Determine the reference value: Set the EUT to transmit a modulated signal. Allow the trace to stabilize. Set the spectrum analyzer marker to the highest level of the displayed trace.
   (this is the reference value)
7. Determine the “-26 dB down amplitude” as equal to (Reference Value – X).
8. Place two markers, one at the lowest and the other at the highest frequency of the envelope of the spectral display such that each marker is at or slightly below the “–X dB down amplitude” determined in step 6. If a marker is below this “-X dB down amplitude” value it shall be placed as close as possible to this value. The OBW is the positive frequency difference between the two markers.
9. Use the 99 % power bandwidth function of the spectrum analyzer and report the measured bandwidth.

3.7 Conducted Band Edge

3.7.1 Description of Conducted Band Edge Measurement

22.917(a)

For operations in the 824 – 849 MHz band, the FCC limit is 43 + $10\log_{10}$(P[Watts]) dB below the transmitter power P(Watts) in a 100kHz bandwidth. However, in the 1MHz bands immediately outside and adjacent to the licensee's frequency block, a resolution bandwidth of at least one percent of the emission bandwidth of the fundamental emission of the transmitter may be employed.

24.238 (a)

For operations in the 1850-1910 and 1930-1990 MHz band, the FCC limit is 43 + $10\log_{10}$(P[Watts]) dB below the transmitter power P(Watts) in a 1MHz bandwidth. However, in the 1 MHz bands immediately outside and adjacent to the frequency block a resolution bandwidth of at least one percent of the emission bandwidth of the fundamental emission of the transmitter may be employed.

27.53 (g)

For operations in the 698 -746 MHz band, the FCC limit is 43 + 10log10(P[Watts]) dB below the transmitter power P(Watts) in a 100 kHz bandwidth. However, in the 100 kilohertz bands immediately outside and adjacent to a licensee's frequency block, a resolution bandwidth of at least 30 kHz may be employed.

27.53 (h)

For operations in the 1710 – 1755 MHz and 1710 – 1780 MHz band, the FCC limit is 43 + $10\log_{10}$(P[Watts]) dB below the transmitter power P(Watts) in a 1 MHz bandwidth. However, in the 1MHz bands immediately outside and adjacent to the licensee's frequency block, a resolution bandwidth of at least one percent of the emission bandwidth of the fundamental emission of the transmitter may be employed.

3.7.2 Test Procedures

1. The testing follows FCC KDB 971168 v03 Section 6.0.
2. The EUT was connected to spectrum analyzer and system simulator via a power divider.
3. The band edges of low and high channels for the highest RF powers were measured.
4. Set RBW >= 1% EBW in the 1MHz band immediately outside and adjacent to the band edge.
5. Beyond the 1 MHz band from the band edge, RBW=1MHz was used.
6. Set spectrum analyzer with RMS detector.
7. The RF fundamental frequency should be excluded against the limit line in the operating frequency band.
8. Checked that all the results comply with the emission limit line.

   Example:

   The limit line is derived from 43 + 10log(P)dB below the transmitter power P(Watts)

   = P(W)- [43 + 10log(P)] (dB)

   = [30 + 10log(P)] (dBm) - [43 + 10log(P)] (dB) = -13dBm.

3.8 Conducted Spurious Emission

3.8.1 Description of Conducted Spurious Emission Measurement

The power of any emission outside of the authorized operating frequency ranges must be lower than the transmitter power (P) by a factor of at least 43 + 10 log (P) dB.

It is measured by means of a calibrated spectrum analyzer and scanned from 30 MHz up to a frequency including its 10th harmonic.

3.8.2 Test Procedures

1. The testing follows FCC KDB 971168 v03 Section 6.0.
2. The EUT was connected to spectrum analyzer and system simulator via a power divider.
3. The RF output of EUT was connected to the spectrum analyzer by RF cable and attenuator. The path loss was compensated to the results for each measurement.
4. The middle channel for the highest RF power within the transmitting frequency was measured.
5. The conducted spurious emission for the whole frequency range was taken.
6. Make the measurement with the spectrum analyzer's RBW = 1MHz, VBW = 3MHz.
7. Set spectrum analyzer with RMS detector.
8. Taking the record of maximum spurious emission.
9. The RF fundamental frequency should be excluded against the limit line in the operating frequency band.
10. The limit line is derived from 43 + 10log(P)dB below the transmitter power P(Watts)
    = P(W)- [43 + 10log(P)] (dB)
    = [30 + 10log(P)] (dBm) - [43 + 10log(P)] (dB)
    = -13dBm.

3.9 Frequency Stability

3.9.1 Description of Frequency Stability Measurement

The frequency stability shall be measured by variation of ambient temperature and variation of primary supply voltage to ensure that the fundamental emission stays within the authorized frequency block. The frequency stability of the transmitter shall be maintained within ±0.00025% (±2.5ppm) of the center frequency.

3.9.2 Test Procedures for Temperature Variation

1. The testing follows FCC KDB 971168 v03 Section 9.0.
2. The EUT was set up in the thermal chamber and connected with the system simulator.
3. With power OFF, the temperature was decreased to -30°C and the EUT was stabilized before testing. Power was applied and the maximum change in frequency was recorded within one minute.
4. With power OFF, the temperature was raised in 10°C step up to 50°C. The EUT was stabilized at each step for at least half an hour. Power was applied and the maximum frequency change was recorded within one minute.

3.9.3 Test Procedures for Voltage Variation

1. The testing follows FCC KDB 971168 v03 Section 9.0.
2. The EUT was placed in a temperature chamber at 20±5° C and connected with the system simulator.
3. The power supply voltage to the EUT was varied from 85% to 115% of the nominal value measured at the input to the EUT.
4. The variation in frequency was measured for the worst case.

4 Radiated Test Items

4.1 Measuring Instruments

See list of measuring instruments of this test report.

4.2 Test Setup

4.2.1 For radiated test from 30MHz to 1GHz

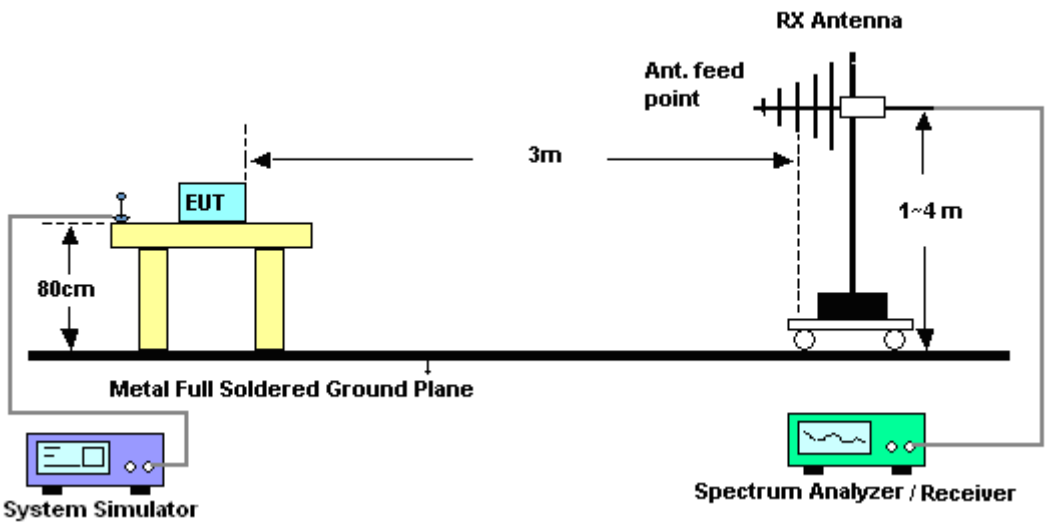

4.2.2 For radiated test above 1GHz

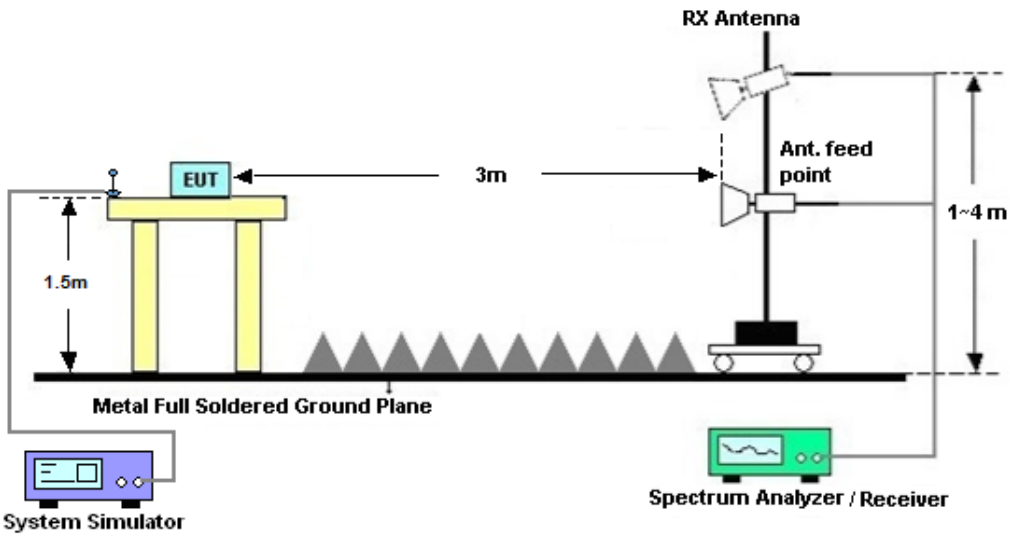

4.3 Test Result of Radiated Test

Please refer to Appendix B.

4.4 Radiated Spurious Emission

4.4.1 Description of Radiated Spurious Emission

The radiated spurious emission was measured by substitution method according to ANSI/TIA-603-E. The power of any emission outside of the authorized operating frequency ranges must be attenuated below the transmitter power (P) by a factor of at least 43 + 10 log (P) dB.

4.4.2 Test Procedures

1. The testing follows FCC KDB 971168 v03 Section 5.8 and ANSI/TIA-603-E Section 2.2.12.
2. The EUT was placed on a turntable with 0.8 meter height for frequency below 1GHz and 1.5 meter height for frequency above 1GHz respectively above ground.
3. The EUT was set 3 meters from the receiving antenna mounted on the antenna tower.
4. The table was rotated 360 degrees to determine the position of the highest spurious emission.
5. The height of the receiving antenna is varied between 1m to 4m to search the maximum spurious emission for both horizontal and vertical polarizations.
6. During the measurement, the system simulator parameters were set to force the EUT transmitting at maximum output power.
7. Make the measurement with the spectrum analyzer's RBW = 1MHz, VBW = 3MHz, taking the record of maximum spurious emission.
8. A horn antenna was substituted in place of the EUT and was driven by a signal generator.
9. Tune the output power of signal generator to the same emission level with EUT maximum spurious emission.
10. EIRP (dBm) = S.G. Power – Tx Cable Loss + Tx Antenna Gain
11. ERP (dBm) = EIRP - 2.15
12. The RF fundamental frequency should be excluded against the limit line in the operating frequency band.
    The limit line is derived from 43 + 10log(P)dB below the transmitter power P(Watts)
    = P(W)- [43 + 10log(P)] (dB)
    = [30 + 10log(P)] (dBm) - [43 + 10log(P)] (dB)
    = -13dBm.

5 List of Measuring Equipment

Instrument	Manufacturer	Model No.	Serial No.	Characteristics	Calibration Date	Test Date	Due Date	Remark
Spectrum Analyzer	R&S	FSV40	101040	10Hz~40GHz	Aug. 08, 2017	Dec. 12, 2017~ Dec. 13, 2017	Aug. 07, 2018	Conducted (TH01-KS)
Radio communication analyzer	Anritsu	MT8820C	6201300652	2G/3G/LTE_ full band	Aug. 08, 2017	Dec. 12, 2017~ Dec. 13, 2017	Aug. 07, 2018	Conducted (TH01-KS)
Thermal Chamber	Ten Billion	TTC-B3S	TBN-960502	-40~+150°C	Oct. 12, 2017	Dec. 12, 2017~ Dec. 13, 2017	Oct. 11, 2018	Conducted (TH01-KS)
EXA Spectrum Analyzer	Keysight	N9010A	MY55150244	10Hz~44GHz	Apr. 18, 2017	Dec. 19, 2017~ Dec. 22, 2017	Apr. 17, 2018	Radiation (03CH03-KS)
Bilog Antenna	TeseQ	CBL6112D	35406	25MHz~2GHz	Apr. 22, 2017	Dec. 19, 2017~ Dec. 22, 2017	Apr. 21, 2018	Radiation (03CH03-KS)
Horn Antenna	Schwarzbeck	BBHA9120D	9120D-1356	1GHz~18GHz	Apr. 22, 2017	Dec. 19, 2017~ Dec. 22, 2017	Apr. 21, 2018	Radiation (03CH03-KS)
SHF-EHF Horn	Schwarzbeck	BBHA 9170	BBHA170249	15GHz~40GHz	Feb. 15, 2017	Dec. 19, 2017~ Dec. 22, 2017	Feb. 14, 2018	Radiation (03CH03-KS)
Amplifier	com-power	PA-103A	161069	1MHz~1000MHz / 32 dB	Apr. 18, 2017	Dec. 19, 2017~ Dec. 22, 2017	Apr. 17, 2018	Radiation (03CH03-KS)
high gain Amplifier	MITEQ	AMF-7D-00 101800-30-1 0P	2025788	1GHz~18GHz	Apr. 18, 2017	Dec. 19, 2017~ Dec. 22, 2017	Apr. 17, 2018	Radiation (03CH03-KS)
Amplifier	MITEQ	TTA1840-35 -HG	1887435	18GHz~40GHz	Oct. 12, 2017	Dec. 19, 2017~ Dec. 22, 2017	Oct. 11, 2018	Radiation (03CH03-KS)
AC Power Source	Chroma	61601	F104090004	N/A	NCR	Dec. 19, 2017~ Dec. 22, 2017	NCR	Radiation (03CH03-KS)
Turn Table	ChamPro	EM 1000-T	060762-T	0~360 degree	NCR	Dec. 19, 2017~ Dec. 22, 2017	NCR	Radiation (03CH03-KS)
Antenna Mast	ChamPro	EM 1000-A	060762-A	1 m~4 m	NCR	Dec. 19, 2017~ Dec. 22, 2017	NCR	Radiation (03CH03-KS)

NCR: No Calibration Required

6 Uncertainty of Evaluation

Uncertainty of Radiated Emission Measurement (30 MHz ~ 1000 MHz)

Measuring Uncertainty for a Level of Confidence of 95% (U = 2Uc(y))	**2.8 dB**

Uncertainty of Radiated Emission Measurement (1GHz ~ 40GHz)

Measuring Uncertainty for a Level of Confidence of 95% (U = 2Uc(y))	**3.3 dB**

Appendix A. Test Results of Conducted Test

Conducted Output Power(Average power)

LTE Band 2 Maximum Average Power [dBm]						
BW [MHz]	RB Size	RB Offset	Mod	Lowest	Middle	Highest
20	1	0	QPSK	22.46	22.60	22.58
20	1	49		22.20	22.37	22.33
20	1	99		22.40	22.52	22.61
20	50	0		21.30	21.35	21.35
20	50	24		21.25	21.28	21.41
20	50	50		21.32	21.28	21.42
20	100	0		21.29	21.29	21.44
20	1	0	16-QAM	21.52	21.67	21.77
20	1	49		21.39	21.47	21.54
20	1	99		21.65	21.58	21.72
20	50	0		20.29	20.36	20.33
20	50	24		20.28	20.31	20.41
20	50	50		20.37	20.32	20.46
20	100	0		20.31	20.28	20.46
20	1	0	64QAM	20.26	20.33	20.35
20	1	49		20.05	20.10	20.15
20	1	99		20.25	20.30	20.42
20	50	0		19.10	19.15	19.23
20	50	24		19.10	19.12	19.23
20	50	50		19.20	19.11	19.22
20	100	0		19.00	19.12	19.23
15	1	0	QPSK	22.23	22.37	22.31
15	1	37		22.11	22.19	22.33
15	1	74		22.31	22.31	22.38
15	36	0		21.34	21.34	21.38
15	36	20		21.25	21.34	21.36
15	36	39		21.32	21.37	21.43
15	75	0		21.25	21.36	21.42
15	1	0	16-QAM	21.47	21.66	21.67

15	1	37		21.38	21.44	21.49
15	1	74		21.57	21.56	21.67
15	36	0		20.31	20.31	20.34
15	36	20		20.22	20.34	20.42
15	36	39		20.32	20.32	20.42
15	75	0		20.25	20.30	20.44
15	1	0		20.10	20.17	20.20
15	1	37		20.11	20.14	20.15
15	1	74		20.32	20.23	20.22
15	36	0	**64QAM**	19.05	19.06	19.12
15	36	20		19.01	19.07	19.12
15	36	39		19.01	19.08	19.18
15	75	0		19.00	18.98	19.02

LTE Band 2 Maximum Average Power [dBm]						
BW [MHz]	RB Size	RB Offset	Mod	Lowest	Middle	Highest
10	1	0	QPSK	22.41	22.57	22.58
10	1	25		22.13	22.11	22.32
10	1	49		22.11	22.09	22.34
10	25	0		21.36	21.45	21.50
10	25	12		21.20	21.28	21.45
10	25	25		21.20	21.30	21.38
10	50	0		21.33	21.31	21.46
10	1	0	16-QAM	21.59	21.77	21.88
10	1	25		21.38	21.44	21.55
10	1	49		21.44	21.43	21.64
10	25	0		20.37	20.42	20.52
10	25	12		20.18	20.26	20.50
10	25	25		20.15	20.26	20.39
10	50	0		20.29	20.32	20.48
10	1	0	64QAM	20.30	20.37	20.42
10	1	25		20.12	20.07	20.15
10	1	49		20.05	20.08	20.10
10	25	0		19.20	19.08	19.15
10	25	12		19.05	18.98	19.02
10	25	25		19.01	19.04	19.12
10	50	0		19.20	19.05	19.05
5	1	0	QPSK	22.22	22.41	22.42
5	1	12		22.01	22.15	22.29
5	1	24		22.06	22.20	22.32
5	12	0		21.23	21.29	21.31
5	12	7		21.15	21.24	21.34
5	12	13		21.13	21.21	21.35
5	25	0		21.11	21.25	21.32
5	1	0	16-QAM	21.47	21.66	21.65
5	1	12		21.38	21.49	21.62
5	1	24		21.40	21.50	21.58
5	12	0		20.23	20.32	20.46
5	12	7		20.16	20.23	20.42

5	12	13		20.13	20.21	20.40
5	25	0		20.17	20.24	20.33
5	1	0	64QAM	20.20	20.22	20.25
5	1	12		20.01	20.05	20.12
5	1	24		20.01	20.10	20.15
5	12	0		19.05	19.06	19.16
5	12	7		19.00	19.06	19.15
5	12	13		19.00	18.98	19.02
5	25	0		18.99	18.95	19.12

LTE Band 2 Maximum Average Power [dBm]						
BW [MHz]	RB Size	RB Offset	Mod	Lowest	Middle	Highest
3	1	0	QPSK	22.09	22.24	22.33
3	1	8		22.10	22.24	22.27
3	1	14		22.06	22.11	22.21
3	8	0		21.18	21.27	21.32
3	8	4		21.21	21.32	21.31
3	8	7		21.18	21.24	21.28
3	15	0		21.18	21.29	21.30
3	1	0	16-QAM	21.39	21.56	21.57
3	1	8		21.45	21.54	21.52
3	1	14		21.40	21.42	21.48
3	8	0		20.35	20.37	20.40
3	8	4		20.37	20.40	20.44
3	8	7		20.31	20.36	20.39
3	15	0		20.26	20.33	20.36
3	1	0	64QAM	20.10	20.16	20.23
3	1	8		20.10	20.12	20.16
3	1	14		20.02	20.10	20.22
3	8	0		19.16	19.13	19.25
3	8	4		19.30	19.08	19.24
3	8	7		19.02	19.03	19.07
3	15	0		19.06	19.04	19.12
1.4	1	0	QPSK	22.08	22.13	22.16
1.4	1	3		22.15	22.14	22.29
1.4	1	5		22.08	22.07	22.19
1.4	3	0		22.18	22.17	22.37
1.4	3	1		22.22	22.22	22.39
1.4	3	3		22.21	22.18	22.35
1.4	6	0		21.21	21.15	21.41
1.4	1	0	16-QAM	21.37	21.32	21.49
1.4	1	3		21.42	21.41	21.63
1.4	1	5		21.32	21.42	21.47
1.4	3	0		21.21	21.20	21.31
1.4	3	1		21.26	21.27	21.38

1.4	3	3		21.17	21.20	21.32
1.4	6	0		20.26	20.25	20.39
1.4	1	0	64QAM	20.15	20.07	20.13
1.4	1	3		20.04	20.07	20.00
1.4	1	5		19.82	19.98	19.92
1.4	3	0		20.00	20.04	20.12
1.4	3	1		20.08	20.10	20.16
1.4	3	3		20.00	20.04	20.15
1.4	6	0		19.00	18.90	19.04

LTE Band 4 Maximum Average Power [dBm]						
BW [MHz]	RB Size	RB Offset	Mod	Lowest	Middle	Highest
20	1	0	QPSK	22.21	22.24	22.23
20	1	49		22.40	22.50	22.26
20	1	99		22.12	22.16	22.11
20	50	0		21.22	21.22	21.34
20	50	24		21.29	21.29	21.33
20	50	50		21.03	21.16	21.13
20	100	0		21.12	21.13	21.23
20	1	0	16-QAM	21.25	21.20	21.37
20	1	49		21.48	21.51	21.58
20	1	99		21.21	21.31	21.30
20	50	0		20.20	20.21	20.32
20	50	24		20.22	20.28	20.35
20	50	50		20.04	20.17	20.16
20	100	0		20.12	20.13	20.27
20	1	0	64QAM	20.01	20.10	20.00
20	1	49		20.12	20.26	20.20
20	1	99		20.00	20.09	20.03
20	50	0		19.00	19.05	19.30
20	50	24		19.02	19.14	19.00
20	50	50		19.30	18.98	19.02
20	100	0		19.20	19.02	19.05
15	1	0	QPSK	22.05	21.99	22.15
15	1	37		22.30	22.25	22.28
15	1	74		21.86	21.95	21.97
15	36	0		21.19	21.25	21.32
15	36	20		21.26	21.28	21.36
15	36	39		21.11	21.26	21.31
15	75	0		21.17	21.18	21.30
15	1	0	16-QAM	21.23	21.27	21.32
15	1	37		21.45	21.49	21.54
15	1	74		21.07	21.24	21.17
15	36	0		20.18	20.23	20.30

15	36	20		20.28	20.27	20.37
15	36	39		20.11	20.20	20.22
15	75	0		20.20	20.19	20.27
15	1	0		19.86	19.96	19.80
15	1	37		20.20	20.29	20.25
15	1	74		19.88	20.00	19.85
15	36	0	64QAM	19.10	19.11	19.00
15	36	20		19.15	19.17	19.01
15	36	39		19.00	19.01	18.98
15	75	0		19.00	19.05	18.86

LTE Band 4 Maximum Average Power [dBm]						
BW [MHz]	RB Size	RB Offset	Mod	Lowest	Middle	Highest
10	1	0	QPSK	22.35	22.41	22.43
10	1	25		22.20	22.22	22.33
10	1	49		22.30	22.48	22.49
10	25	0		21.31	21.33	21.45
10	25	12		21.35	21.32	21.41
10	25	25		21.30	21.44	21.43
10	50	0		21.38	21.36	21.41
10	1	0	16-QAM	21.68	21.72	21.82
10	1	25		21.53	21.49	21.60
10	1	49		21.62	21.76	21.78
10	25	0		20.33	20.36	20.46
10	25	12		20.38	20.31	20.43
10	25	25		20.31	20.44	20.43
10	50	0		20.38	20.34	20.41
10	1	0	64QAM	20.35	20.41	20.40
10	1	25		20.20	20.23	20.15
10	1	49		20.30	20.37	20.24
10	25	0		19.10	19.17	19.05
10	25	12		19.10	19.17	19.25
10	25	25		19.10	19.17	19.25
10	50	0		19.20	19.18	19.20
5	1	0	QPSK	22.33	22.37	22.44
5	1	12		22.16	22.23	22.31
5	1	24		22.22	22.33	22.31
5	12	0		21.32	21.34	21.41
5	12	7		21.28	21.32	21.42
5	12	13		21.21	21.27	21.37
5	25	0		21.22	21.29	21.36
5	1	0	16-QAM	21.66	21.67	21.73
5	1	12		21.47	21.57	21.62
5	1	24		21.44	21.60	21.59
5	12	0		20.36	20.35	20.44
5	12	7		20.28	20.34	20.44

5	12	13		20.23	20.25	20.38
5	25	0		20.28	20.34	20.39
5	1	0	64QAM	20.30	20.40	20.35
5	1	12		20.10	20.18	20.25
5	1	24		20.05	20.21	20.30
5	12	0		19.30	19.24	19.35
5	12	7		19.30	19.21	19.35
5	12	13		19.02	19.16	19.20
5	25	0		19.02	19.13	19.20

LTE Band 4 Maximum Average Power [dBm]						
BW [MHz]	RB Size	RB Offset	Mod	Lowest	Middle	Highest
3	1	0	QPSK	22.23	22.27	22.33
3	1	8		22.18	22.28	22.31
3	1	14		22.10	22.19	22.26
3	8	0		21.29	21.30	21.39
3	8	4		21.27	21.27	21.41
3	8	7		21.24	21.24	21.36
3	15	0		21.25	21.24	21.37
3	1	0	16-QAM	21.61	21.61	21.66
3	1	8		21.47	21.54	21.62
3	1	14		21.38	21.47	21.60
3	8	0		20.40	20.40	20.50
3	8	4		20.39	20.39	20.51
3	8	7		20.34	20.36	20.45
3	15	0		20.30	20.32	20.41
3	1	0	64QAM	20.13	20.21	20.05
3	1	8		20.10	20.19	20.23
3	1	14		20.05	20.18	20.20
3	8	0		19.26	19.17	19.30
3	8	4		19.05	19.18	19.10
3	8	7		19.10	19.13	19.25
3	15	0		19.05	19.13	19.20
1.4	1	0	QPSK	22.15	22.14	22.28
1.4	1	3		22.22	22.18	22.31
1.4	1	5		22.15	22.17	22.26
1.4	3	0		22.25	22.25	22.32
1.4	3	1		22.28	22.28	22.40
1.4	3	3		22.22	22.28	22.36
1.4	6	0		21.20	21.24	21.33
1.4	1	0	16-QAM	21.44	21.40	21.54
1.4	1	3		21.49	21.49	21.63
1.4	1	5		21.36	21.46	21.50
1.4	3	0		21.23	21.28	21.32
1.4	3	1		21.25	21.24	21.34

1.4	3	3		21.20	21.13	21.31
1.4	6	0		20.29	20.27	20.42
1.4	1	0		20.01	20.11	20.20
1.4	1	3		20.13	20.16	20.15
1.4	1	5		20.01	20.13	20.13
1.4	3	0	**64QAM**	20.01	20.10	20.06
1.4	3	1		20.01	20.18	20.15
1.4	3	3		20.35	20.14	20.34
1.4	6	0		19.23	19.03	19.10

LTE Band 5 Maximum Average Power [dBm]						
BW [MHz]	RB Size	RB Offset	Mod	Lowest	Middle	Highest
10	1	0	QPSK	23.12	23.25	23.12
10	1	25		23.18	23.24	23.11
10	1	49		23.14	23.12	23.11
10	25	0		21.93	21.85	21.87
10	25	12		22.04	21.88	21.90
10	25	25		21.99	21.89	21.88
10	50	0		22.04	21.88	21.98
10	1	0	16-QAM	22.17	22.10	21.97
10	1	25		22.18	22.09	22.02
10	1	49		22.06	22.04	22.04
10	25	0		20.91	20.80	20.83
10	25	12		21.04	20.84	20.88
10	25	25		20.92	20.80	20.84
10	50	0		20.99	20.81	20.90
10	1	0	64QAM	21.20	21.30	21.16
10	1	25		21.23	21.33	21.23
10	1	49		21.30	21.26	21.15
10	25	0		20.13	20.24	20.23
10	25	12		20.20	20.25	20.13
10	25	25		20.20	20.23	20.30
10	50	0		20.13	20.23	20.21
5	1	0	QPSK	22.98	22.81	22.78
5	1	12		22.89	22.87	22.65
5	1	24		22.93	22.88	22.78
5	12	0		21.95	21.81	21.93
5	12	7		22.01	21.85	21.90
5	12	13		21.93	21.83	21.81
5	25	0		21.98	21.82	21.89
5	1	0	16-QAM	22.26	22.06	22.05
5	1	12		22.22	22.17	21.96
5	1	24		22.21	22.11	22.04
5	12	0		20.97	20.82	20.89
5	12	7		21.02	20.86	20.90

5	12	13		20.94	20.82	20.79
5	25	0		21.00	20.77	20.90
5	1	0	64QAM	21.40	21.44	21.40
5	1	12		21.30	21.31	21.35
5	1	24		21.35	21.41	21.40
5	12	0		20.20	20.25	20.15
5	12	7		20.15	20.26	20.20
5	12	13		20.15	20.20	20.10
5	25	0		20.05	20.20	20.13

LTE Band 5 Maximum Average Power [dBm]						
BW [MHz]	RB Size	RB Offset	Mod	Lowest	Middle	Highest
3	1	0	QPSK	22.94	22.83	22.73
3	1	8		22.88	22.86	22.68
3	1	14		22.90	22.87	22.72
3	8	0		22.02	21.78	21.83
3	8	4		21.97	21.84	21.83
3	8	7		21.99	21.80	21.85
3	15	0		21.94	21.82	21.79
3	1	0	16-QAM	22.27	22.03	22.03
3	1	8		22.21	22.12	22.02
3	1	14		22.22	22.10	22.00
3	8	0		21.07	20.76	20.86
3	8	4		20.99	20.85	20.86
3	8	7		20.99	20.77	20.92
3	15	0		20.96	20.81	20.84
3	1	0	64QAM	21.02	21.26	21.16
3	1	8		21.05	21.32	21.25
3	1	14		21.30	21.37	21.25
3	8	0		20.13	20.31	20.24
3	8	4		20.16	20.26	20.20
3	8	7		20.24	20.28	20.15
3	15	0		20.20	20.16	20.19
1.4	1	0	QPSK	22.89	22.70	22.71
1.4	1	3		22.94	22.83	22.72
1.4	1	5		22.93	22.76	22.71
1.4	3	0		22.92	22.77	22.72
1.4	3	1		22.97	22.78	22.78
1.4	3	3		22.93	22.81	22.73
1.4	6	0		21.96	21.75	21.78
1.4	1	0	16-QAM	22.20	21.98	21.97
1.4	1	3		22.25	22.11	22.03
1.4	1	5		22.25	22.03	21.96
1.4	3	0		21.95	21.77	21.75
1.4	3	1		22.01	21.92	21.81

1.4	3	3		21.93	21.84	21.77
1.4	6	0		21.01	20.82	20.88
1.4	1	0	64QAM	21.20	21.26	21.05
1.4	1	3		21.24	21.34	21.30
1.4	1	5		21.30	21.32	21.24
1.4	3	0		21.05	21.21	21.20
1.4	3	1		21.24	21.28	21.16
1.4	3	3		21.20	21.27	21.24
1.4	6	0		20.10	20.15	20.09

LTE Band 12 Maximum Average Power [dBm]						
BW [MHz]	RB Size	RB Offset	Mod	Lowest	Middle	Highest
10	1	0	QPSK	23.07	23.09	23.20
10	1	25		23.21	23.12	23.25
10	1	49		23.33	23.18	23.41
10	25	0		22.31	22.20	22.43
10	25	12		22.25	22.27	22.43
10	25	25		22.41	22.32	22.44
10	50	0		22.39	22.28	22.47
10	1	0	16-QAM	22.45	22.40	22.47
10	1	25		22.48	22.46	22.40
10	1	49		22.50	22.47	22.47
10	25	0		21.31	21.17	21.42
10	25	12		21.25	21.26	21.41
10	25	25		21.40	21.30	21.43
10	50	0		21.37	21.27	21.44
10	1	0	64QAM	21.00	21.02	21.23
10	1	25		21.36	21.50	21.48
10	1	49		21.30	21.35	21.39
10	25	0		20.00	20.00	20.26
10	25	12		20.01	20.08	20.13
10	25	25		20.30	20.21	20.35
10	50	0		20.15	20.20	20.36
5	1	0	QPSK	23.17	23.23	23.20
5	1	12		23.08	23.11	23.23
5	1	24		23.20	23.22	23.38
5	12	0		22.29	22.15	22.42
5	12	7		22.36	22.26	22.40
5	12	13		22.27	22.24	22.40
5	25	0		22.30	22.21	22.44
5	1	0	16-QAM	22.48	22.43	22.40
5	1	12		22.45	22.48	22.46
5	1	24		22.42	22.44	22.49
5	12	0		21.31	21.17	21.41
5	12	7		21.36	21.28	21.43

5	12	13		21.32	21.29	21.42
5	25	0		21.35	21.24	21.43
5	1	0	64QAM	21.20	21.23	21.42
5	1	12		21.20	21.17	21.35
5	1	24		21.20	21.21	21.36
5	12	0		20.00	19.98	20.13
5	12	7		20.15	20.20	20.35
5	12	13		20.30	20.21	20.41
5	25	0		20.26	20.14	20.41

LTE Band 12 Maximum Average Power [dBm]						
BW [MHz]	RB Size	RB Offset	Mod	Lowest	Middle	Highest
3	1	0	QPSK	23.11	23.19	23.28
3	1	8		23.05	23.13	23.25
3	1	14		23.10	23.13	23.38
3	8	0		22.22	22.24	22.31
3	8	4		22.19	22.26	22.41
3	8	7		22.17	22.21	22.38
3	15	0		22.16	22.20	22.40
3	1	0	16-QAM	22.34	22.36	22.48
3	1	8		22.43	22.45	22.45
3	1	14		22.40	22.38	22.50
3	8	0		21.30	21.26	21.39
3	8	4		21.29	21.29	21.50
3	8	7		21.24	21.26	21.45
3	15	0		21.19	21.24	21.44
3	1	0	64QAM	21.00	21.07	21.26
3	1	8		21.20	21.12	21.26
3	1	14		21.05	21.16	21.34
3	8	0		20.21	20.08	20.35
3	8	4		20.05	20.11	20.25
3	8	7		20.13	20.07	20.16
3	15	0		20.08	20.02	20.24
1.4	1	0	QPSK	22.99	23.20	23.25
1.4	1	3		23.07	23.11	23.33
1.4	1	5		23.05	23.04	23.29
1.4	3	0		22.98	23.14	23.30
1.4	3	1		23.02	23.16	23.40
1.4	3	3		23.08	23.14	23.33
1.4	6	0		22.03	22.13	22.37
1.4	1	0	16-QAM	22.26	22.38	22.49
1.4	1	3		22.28	22.45	22.49
1.4	1	5		22.26	22.33	22.50
1.4	3	0		22.01	22.16	22.32
1.4	3	1		22.05	22.21	22.47

1.4	3	3		22.04	22.15	22.32
1.4	6	0		21.10	21.21	21.44
1.4	1	0	64QAM	21.16	21.25	21.40
1.4	1	3		21.20	21.19	21.42
1.4	1	5		21.00	21.08	21.34
1.4	3	0		21.06	21.11	21.39
1.4	3	1		21.00	21.08	21.34
1.4	3	3		21.16	21.20	21.39
1.4	6	0		20.19	20.05	20.24

LTE Band 66 Maximum Average Power [dBm]						
BW [MHz]	RB Size	RB Offset	Mod	Lowest	Middle	Highest
20	1	0	QPSK	22.28	22.37	22.42
20	1	49		22.12	22.16	22.20
20	1	99		22.03	22.08	21.99
20	50	0		21.34	21.43	21.51
20	50	24		21.30	21.35	21.37
20	50	50		21.18	21.19	21.36
20	100	0		21.28	21.35	21.38
20	1	0	16-QAM	21.62	21.73	21.80
20	1	49		21.45	21.54	21.55
20	1	99		21.35	21.40	21.34
20	50	0		20.35	20.44	20.57
20	50	24		20.37	20.40	20.44
20	50	50		20.24	20.24	20.37
20	100	0		20.33	20.30	20.42
20	1	0	64QAM	20.45	20.50	20.52
20	1	49		20.20	20.29	20.36
20	1	99		20.20	20.24	20.30
20	50	0		19.25	19.28	19.35
20	50	24		19.20	19.25	19.30
20	50	50		19.18	19.12	19.20
20	100	0		19.15	19.25	19.30
15	1	0	QPSK	22.34	22.45	22.51
15	1	37		22.17	22.24	22.25
15	1	74		22.20	22.24	22.31
15	36	0		21.28	21.47	21.44
15	36	20		21.23	21.40	21.39
15	36	39		21.27	21.31	21.39
15	75	0		21.24	21.28	21.40
15	1	0	16-QAM	21.57	21.75	21.71
15	1	37		21.33	21.52	21.52
15	1	74		21.40	21.48	21.52
15	36	0		20.32	20.42	20.45
15	36	20		20.28	20.40	20.45

15	36	39		20.28	20.32	20.40
15	75	0		20.24	20.29	20.40
15	1	0	64QAM	20.50	20.51	20.55
15	1	37		20.38	20.41	20.50
15	1	74		20.22	20.32	20.40
15	36	0		19.28	19.30	19.35
15	36	20		19.25	19.30	19.35
15	36	39		19.20	19.22	19.25
15	75	0		19.10	19.16	19.25

LTE Band 66 Maximum Average Power [dBm]						
BW [MHz]	RB Size	RB Offset	Mod	Lowest	Middle	Highest
10	1	0	QPSK	22.18	22.25	22.20
10	1	25		22.13	22.26	22.19
10	1	49		22.11	22.11	22.12
10	25	0		21.33	21.37	21.41
10	25	12		21.31	21.43	21.41
10	25	25		21.24	21.39	21.31
10	50	0		21.30	21.43	21.43
10	1	0	16-QAM	21.54	21.62	21.58
10	1	25		21.46	21.59	21.56
10	1	49		21.44	21.46	21.45
10	25	0		20.36	20.37	20.43
10	25	12		20.35	20.43	20.45
10	25	25		20.29	20.39	20.35
10	50	0		20.32	20.44	20.41
10	1	0	64QAM	20.25	20.31	20.35
10	1	25		20.30	20.33	20.36
10	1	49		20.16	20.20	20.26
10	25	0		19.20	19.25	19.30
10	25	12		19.20	19.27	19.35
10	25	25		19.24	19.30	19.36
10	50	0		19.20	19.29	19.42
5	1	0	QPSK	22.22	22.38	22.28
5	1	12		22.08	22.23	22.23
5	1	24		22.10	22.26	22.18
5	12	0		21.27	21.37	21.40
5	12	7		21.21	21.39	21.41
5	12	13		21.20	21.24	21.26
5	25	0		21.19	21.33	21.35
5	1	0	16-QAM	21.52	21.76	21.66
5	1	12		21.37	21.59	21.57
5	1	24		21.39	21.56	21.55
5	12	0		20.32	20.41	20.43
5	12	7		20.29	20.37	20.38

5	12	13		20.23	20.33	20.26
5	25	0		20.31	20.38	20.42
5	1	0	64QAM	20.40	20.46	20.51
5	1	12		20.25	20.30	20.35
5	1	24		20.35	20.41	20.50
5	12	0		19.26	19.30	19.36
5	12	7		19.30	19.32	19.28
5	12	13		19.30	19.27	19.24
5	25	0		19.20	19.22	19.25

LTE Band 66 Maximum Average Power [dBm]						
BW [MHz]	RB Size	RB Offset	Mod	Lowest	Middle	Highest
3	1	0	QPSK	22.10	22.24	22.20
3	1	8		22.15	22.30	22.23
3	1	14		22.07	22.19	22.17
3	8	0		21.25	21.38	21.39
3	8	4		21.25	21.38	21.34
3	8	7		21.22	21.39	21.41
3	15	0		21.23	21.35	21.33
3	1	0	16-QAM	21.46	21.59	21.57
3	1	8		21.46	21.63	21.57
3	1	14		21.39	21.48	21.51
3	8	0		20.39	20.44	20.52
3	8	4		20.41	20.52	20.45
3	8	7		20.38	20.50	20.48
3	15	0		20.31	20.42	20.39
3	1	0	64QAM	20.16	20.26	20.20
3	1	8		20.13	20.33	20.15
3	1	14		20.18	20.26	20.20
3	8	0		19.20	19.26	19.35
3	8	4		19.20	19.26	19.20
3	8	7		19.20	19.23	19.16
3	15	0		19.30	19.20	19.25
1.4	1	0	QPSK	22.10	22.24	22.16
1.4	1	3		22.19	22.31	22.29
1.4	1	5		22.09	22.23	22.19
1.4	3	0		22.19	22.30	22.33
1.4	3	1		22.20	22.35	22.37
1.4	3	3		22.19	22.32	22.31
1.4	6	0		21.20	21.33	21.40
1.4	1	0	16-QAM	21.38	21.56	21.47
1.4	1	3		21.42	21.66	21.56
1.4	1	5		21.34	21.52	21.45
1.4	3	0		21.18	21.34	21.35
1.4	3	1		21.21	21.40	21.42

1.4	3	3		21.16	21.37	21.33
1.4	6	0		20.33	20.41	20.43
1.4	1	0	64QAM	20.16	20.24	20.20
1.4	1	3		20.10	20.34	20.30
1.4	1	5		20.19	20.30	20.16
1.4	3	0		20.16	20.30	20.36
1.4	3	1		20.16	20.36	20.30
1.4	3	3		20.12	20.32	20.35
1.4	6	0		19.30	19.14	19.25

ERP/EIRP

LTE Band 2 (G_T - L_C = 2.10 dB) QPSK									
Bandwidth	1.4M			3M			5M		
Channel	18607	18900	19193	18615	18900	19185	18625	18900	19175
	(Low)	(Mid)	(High)	(Low)	(Mid)	(High)	(Low)	(Mid)	(High)
Frequency (MHz)	1850.7	1880	1909.3	1851.5	1880	1908.5	1852.5	1880	1907.5
Conducted Power (dBm)	22.22	22.22	22.39	22.09	22.24	22.33	22.22	22.41	22.42
Conducted Power (Watts)	0.1667	0.1667	0.1734	0.1618	0.1675	0.1710	0.1667	0.1742	0.1746
EIRP(dBm)	24.32	24.32	24.49	24.19	24.34	24.43	24.32	24.51	24.52
EIRP(Watts)	0.2704	0.2704	0.2812	0.2624	0.2716	0.2773	0.2704	0.2825	0.2831

LTE Band 2 (G_T - L_C = 2.10 dB) QPSK									
Bandwidth	10M			15M			20M		
Channel	18650	18900	19150	18675	18900	19125	18650	18900	19100
	(Low)	(Mid)	(High)	(Low)	(Mid)	(High)	(Low)	(Mid)	(High)
Frequency (MHz)	1855	1880	1905	1857.5	1880	1902.5	1860	1880	1900
Conducted Power (dBm)	22.41	22.57	22.58	22.31	22.31	22.38	22.40	22.52	22.61
Conducted Power (Watts)	0.1742	0.1807	0.1811	0.1702	0.1702	0.1730	0.1738	0.1786	0.1824
EIRP(dBm)	24.51	24.67	24.68	24.41	24.41	24.48	24.50	24.62	24.71
EIRP(Watts)	0.2825	0.2931	0.2938	0.2761	0.2761	0.2805	0.2818	0.2897	0.2958

LTE Band 2 (G_T - L_C = 2.10 dB) 16QAM									
Bandwidth	1.4M			3M			5M		
Channel	18607	18900	19193	18615	18900	19185	18625	18900	19175
	(Low)	(Mid)	(High)	(Low)	(Mid)	(High)	(Low)	(Mid)	(High)
Frequency (MHz)	1850.7	1880	1909.3	1851.5	1880	1908.5	1852.5	1880	1907.5
Conducted Power (dBm)	21.42	21.41	21.63	21.39	21.56	21.57	21.47	21.66	21.65
Conducted Power (Watts)	0.1387	0.1384	0.1455	0.1377	0.1432	0.1435	0.1403	0.1466	0.1462
EIRP(dBm)	23.52	23.51	23.73	23.49	23.66	23.67	23.57	23.76	23.75
EIRP(Watts)	0.2249	0.2244	0.2360	0.2234	0.2323	0.2328	0.2275	0.2377	0.2371

LTE Band 2 (G_T - L_C = 2.10 dB) 16QAM									
Bandwidth	10M			15M			20M		
Channel	18650	18900	19150	18675	18900	19125	18650	18900	19100
	(Low)	(Mid)	(High)	(Low)	(Mid)	(High)	(Low)	(Mid)	(High)
Frequency (MHz)	1855	1880	1905	1857.5	1880	1902.5	1860	1880	1900
Conducted Power (dBm)	21.59	21.77	21.88	21.47	21.66	21.67	21.52	21.67	21.77
Conducted Power (Watts)	0.1442	0.1503	0.1542	0.1403	0.1466	0.1469	0.1419	0.1469	0.1503
EIRP(dBm)	23.69	23.87	23.98	23.57	23.76	23.77	23.62	23.77	23.87
EIRP(Watts)	0.2339	0.2438	0.2500	0.2275	0.2377	0.2382	0.2301	0.2382	0.2438

LTE Band 2 (G_T - L_C = 2.10 dB) 64QAM									
Bandwidth	1.4M			3M			5M		
Channel	18607	18900	19193	18615	18900	19185	18625	18900	19175
	(Low)	(Mid)	(High)	(Low)	(Mid)	(High)	(Low)	(Mid)	(High)
Frequency (MHz)	1850.7	1880	1909.3	1851.5	1880	1908.5	1852.5	1880	1907.5
Conducted Power (dBm)	20.08	20.10	20.16	20.10	20.16	20.23	20.20	20.22	20.25
Conducted Power (Watts)	0.1019	0.1023	0.1038	0.1023	0.1038	0.1054	0.1047	0.1052	0.1059
EIRP(dBm)	22.18	22.20	22.26	22.20	22.26	22.33	22.30	22.32	22.35
EIRP(Watts)	0.1652	0.1660	0.1683	0.1660	0.1683	0.1710	0.1698	0.1706	0.1718

LTE Band 2 (G_T - L_C = 2.10 dB) 64QAM									
Bandwidth	10M			15M			20M		
Channel	18650	18900	19150	18675	18900	19125	18650	18900	19100
	(Low)	(Mid)	(High)	(Low)	(Mid)	(High)	(Low)	(Mid)	(High)
Frequency (MHz)	1855	1880	1905	1857.5	1880	1902.5	1860	1880	1900
Conducted Power (dBm)	20.30	20.37	20.42	20.32	20.23	20.22	20.25	20.30	20.42
Conducted Power (Watts)	0.1072	0.1089	0.1102	0.1076	0.1054	0.1052	0.1059	0.1072	0.1102
EIRP(dBm)	22.40	22.47	22.52	22.42	22.33	22.32	22.35	22.40	22.52
EIRP(Watts)	0.1738	0.1766	0.1786	0.1746	0.1710	0.1706	0.1718	0.1738	0.1786

LTE Band 4 (G_T - L_C = 1.70 dB) QPSK									
Bandwidth	1.4M			3M			5M		
Channel	19957	20175	20393	19965	20175	20385	19975	20175	20375
	(Low)	(Mid)	(High)	(Low)	(Mid)	(High)	(Low)	(Mid)	(High)
Frequency (MHz)	1710.7	1732.5	1754.3	1711.5	1732.5	1753.5	1712.5	1732.5	1752.5
Conducted Power (dBm)	22.28	22.28	22.40	22.23	22.27	22.33	22.33	22.37	22.44
Conducted Power (Watts)	0.1690	0.1690	0.1738	0.1671	0.1687	0.1710	0.1710	0.1726	0.1754
EIRP(dBm)	23.98	23.98	24.10	23.93	23.97	24.03	24.03	24.07	24.14
EIRP(Watts)	0.2500	0.2500	0.2570	0.2472	0.2495	0.2529	0.2529	0.2553	0.2594

LTE Band 4 (G_T - L_C = 1.70 dB) QPSK									
Bandwidth	10M			15M			20M		
Channel	20000	20175	20350	20025	20175	20325	20050	20175	20300
	(Low)	(Mid)	(High)	(Low)	(Mid)	(High)	(Low)	(Mid)	(High)
Frequency (MHz)	1715	1732.5	1750	1717.5	1732.5	1747.5	1720	1732.5	1745
Conducted Power (dBm)	22.30	22.48	22.49	22.30	22.25	22.28	22.40	22.50	22.26
Conducted Power (Watts)	0.1698	0.1770	0.1774	0.1698	0.1679	0.1690	0.1738	0.1778	0.1683
EIRP(dBm)	24.00	24.18	24.19	24.00	23.95	23.98	24.10	24.20	23.96
EIRP(Watts)	0.2512	0.2618	0.2624	0.2512	0.2483	0.2500	0.2570	0.2630	0.2489

LTE Band 4 (G_T - L_C = 1.70 dB) 16QAM									
Bandwidth	1.4M			3M			5M		
Channel	19957	20175	20393	19965	20175	20385	19975	20175	20375
	(Low)	(Mid)	(High)	(Low)	(Mid)	(High)	(Low)	(Mid)	(High)
Frequency (MHz)	1710.7	1732.5	1754.3	1711.5	1732.5	1753.5	1712.5	1732.5	1752.5
Conducted Power (dBm)	21.49	21.49	21.63	21.61	21.61	21.66	21.66	21.67	21.73
Conducted Power (Watts)	0.1409	0.1409	0.1455	0.1449	0.1449	0.1466	0.1466	0.1469	0.1489
EIRP(dBm)	23.19	23.19	23.33	23.31	23.31	23.36	23.36	23.37	23.43
EIRP(Watts)	0.2084	0.2084	0.2153	0.2143	0.2143	0.2168	0.2168	0.2173	0.2203

LTE Band 4 (G_T - L_C = 1.70 dB) 16QAM									
Bandwidth	10M			15M			20M		
Channel	20000	20175	20350	20025	20175	20325	20050	20175	20300
	(Low)	(Mid)	(High)	(Low)	(Mid)	(High)	(Low)	(Mid)	(High)
Frequency (MHz)	1715	1732.5	1750	1717.5	1732.5	1747.5	1720	1732.5	1745
Conducted Power (dBm)	21.68	21.72	21.82	21.45	21.49	21.54	21.48	21.51	21.58
Conducted Power (Watts)	0.1472	0.1486	0.1521	0.1396	0.1409	0.1426	0.1406	0.1416	0.1439
EIRP(dBm)	23.38	23.42	23.52	23.15	23.19	23.24	23.18	23.21	23.28
EIRP(Watts)	0.2178	0.2198	0.2249	0.2065	0.2084	0.2109	0.2080	0.2094	0.2128

LTE Band 4 (G_T - L_C = 1.70 dB) 64QAM									
Bandwidth	1.4M			3M			5M		
Channel	19957	20175	20393	19965	20175	20385	19975	20175	20375
	(Low)	(Mid)	(High)	(Low)	(Mid)	(High)	(Low)	(Mid)	(High)
Frequency (MHz)	1710.7	1732.5	1754.3	1711.5	1732.5	1753.5	1712.5	1732.5	1752.5
Conducted Power (dBm)	20.35	20.14	20.34	20.10	20.19	20.23	20.30	20.40	20.35
Conducted Power (Watts)	0.1084	0.1033	0.1081	0.1023	0.1045	0.1054	0.1072	0.1096	0.1084
EIRP(dBm)	22.05	21.84	22.04	21.80	21.89	21.93	22.00	22.10	22.05
EIRP(Watts)	0.1603	0.1528	0.1600	0.1514	0.1545	0.1560	0.1585	0.1622	0.1603

LTE Band 4 (G_T - L_C = 1.70 dB) 64QAM									
Bandwidth	10M			15M			20M		
Channel	20000	20175	20350	20025	20175	20325	20050	20175	20300
	(Low)	(Mid)	(High)	(Low)	(Mid)	(High)	(Low)	(Mid)	(High)
Frequency (MHz)	1715	1732.5	1750	1717.5	1732.5	1747.5	1720	1732.5	1745
Conducted Power (dBm)	20.35	20.41	20.40	20.20	20.29	20.25	20.12	20.26	20.20
Conducted Power (Watts)	0.1084	0.1099	0.1096	0.1047	0.1069	0.1059	0.1028	0.1062	0.1047
EIRP(dBm)	22.05	22.11	22.10	21.90	21.99	21.95	21.82	21.96	21.90
EIRP(Watts)	0.1603	0.1626	0.1622	0.1549	0.1581	0.1567	0.1521	0.1570	0.1549

LTE Band 5 (G_T - L_C = 0.40 dB) QPSK									
Bandwidth	1.4M			3M			5M		
Channel	20407	20525	20643	20415	20525	20635	20425	20525	20625
	(Low)	(Mid)	(High)	(Low)	(Mid)	(High)	(Low)	(Mid)	(High)
Frequency (MHz)	824.7	836.5	848.3	825.5	836.5	847.5	826.5	836.5	846.5
Conducted Power (dBm)	22.97	22.78	22.78	22.94	22.83	22.73	22.98	22.81	22.78
Conducted Power (Watts)	0.1982	0.1897	0.1897	0.1968	0.1919	0.1875	0.1986	0.1910	0.1897
ERP(dBm)	21.22	21.03	21.03	21.19	21.08	20.98	21.23	21.06	21.03
ERP(Watts)	0.1324	0.1268	0.1268	0.1315	0.1282	0.1253	0.1327	0.1276	0.1268

LTE Band 5 (G_T - L_C = 0.40 dB) QPSK			
Bandwidth	10M		
Channel	20450	20525	20600
	(Low)	(Mid)	(High)
Frequency (MHz)	829	836.5	844
Conducted Power (dBm)	23.12	23.25	23.12
Conducted Power (Watts)	0.2051	0.2113	0.2051
ERP(dBm)	21.37	21.50	21.37
ERP(Watts)	0.1371	0.1413	0.1371

LTE Band 5 (G_T - L_C = 0.40 dB) 16QAM									
Bandwidth	1.4M			3M			5M		
Channel	20407	20525	20643	20415	20525	20635	20425	20525	20625
	(Low)	(Mid)	(High)	(Low)	(Mid)	(High)	(Low)	(Mid)	(High)
Frequency (MHz)	824.7	836.5	848.3	825.5	836.5	847.5	826.5	836.5	846.5
Conducted Power (dBm)	22.25	22.11	22.03	22.27	22.03	22.03	22.26	22.06	22.05
Conducted Power (Watts)	0.1679	0.1626	0.1596	0.1687	0.1596	0.1596	0.1683	0.1607	0.1603
ERP(dBm)	20.50	20.36	20.28	20.52	20.28	20.28	20.51	20.31	20.30
ERP(Watts)	0.1122	0.1086	0.1067	0.1127	0.1067	0.1067	0.1125	0.1074	0.1072

LTE Band 5 (G_T - L_C = 0.40 dB) 16QAM			
Bandwidth	10M		
Channel	20450	20525	20600
	(Low)	(Mid)	(High)
Frequency (MHz)	829	836.5	844
Conducted Power (dBm)	22.18	22.09	22.02
Conducted Power (Watts)	0.1652	0.1618	0.1592
ERP(dBm)	20.43	20.34	20.27
ERP(Watts)	0.1104	0.1081	0.1064

LTE Band 5 (G_T - L_C = 0.40 dB) 64QAM									
Bandwidth	1.4M			3M			5M		
Channel	20407	20525	20643	20415	20525	20635	20425	20525	20625
	(Low)	(Mid)	(High)	(Low)	(Mid)	(High)	(Low)	(Mid)	(High)
Frequency (MHz)	824.7	836.5	848.3	825.5	836.5	847.5	826.5	836.5	846.5
Conducted Power (dBm)	21.24	21.34	21.30	21.30	21.37	21.25	21.40	21.44	21.40
Conducted Power (Watts)	0.1330	0.1361	0.1349	0.1349	0.1371	0.1334	0.1380	0.1393	0.1380
ERP(dBm)	19.49	19.59	19.55	19.55	19.62	19.50	19.65	19.69	19.65
ERP(Watts)	0.0889	0.0910	0.0902	0.0902	0.0916	0.0891	0.0923	0.0931	0.0923

LTE Band 5 (G_T - L_C = 0.40 dB) 64QAM			
Bandwidth	10M		
Channel	20450	20525	20600
	(Low)	(Mid)	(High)
Frequency (MHz)	829	836.5	844
Conducted Power (dBm)	21.23	21.33	21.23
Conducted Power (Watts)	0.1327	0.1358	0.1327
ERP(dBm)	19.48	19.58	19.48
ERP(Watts)	0.0887	0.0908	0.0887

LTE Band 12 (G_T - L_C = 0.50 dB) QPSK									
Bandwidth	1.4M			3M			5M		
Channel	23017	23095	23173	23025	23095	23165	23035	23095	23155
	(Low)	(Mid)	(High)	(Low)	(Mid)	(High)	(Low)	(Mid)	(High)
Frequency (MHz)	699.7	707.5	715.3	700.5	707.5	714.5	701.5	707.5	713.5
Conducted Power (dBm)	23.02	23.16	23.40	23.10	23.13	23.38	23.20	23.22	23.38
Conducted Power (Watts)	0.2004	0.2070	0.2188	0.2042	0.2056	0.2178	0.2089	0.2099	0.2178
ERP(dBm)	21.37	21.51	21.75	21.45	21.48	21.73	21.55	21.57	21.73
ERP(Watts)	0.1371	0.1416	0.1496	0.1396	0.1406	0.1489	0.1429	0.1435	0.1489

LTE Band 12 (G_T - L_C = 0.50 dB) QPSK			
Bandwidth	10M		
Channel	23060	23095	23130
	(Low)	(Mid)	(High)
Frequency (MHz)	704	707.5	711
Conducted Power (dBm)	23.33	23.18	23.41
Conducted Power (Watts)	0.2153	0.2080	0.2193
ERP(dBm)	21.68	21.53	21.76
ERP(Watts)	0.1472	0.1422	0.1500

LTE Band 12 (G_T - L_C = 0.50 dB) 16QAM									
Bandwidth	1.4M			3M			5M		
Channel	23017	23095	23173	23025	23095	23165	23035	23095	23155
	(Low)	(Mid)	(High)	(Low)	(Mid)	(High)	(Low)	(Mid)	(High)
Frequency (MHz)	699.7	707.5	715.3	700.5	707.5	714.5	701.5	707.5	713.5
Conducted Power (dBm)	22.26	22.33	22.50	22.40	22.38	22.50	22.42	22.44	22.49
Conducted Power (Watts)	0.1683	0.1710	0.1778	0.1738	0.1730	0.1778	0.1746	0.1754	0.1774
ERP(dBm)	20.61	20.68	20.85	20.75	20.73	20.85	20.77	20.79	20.84
ERP(Watts)	0.1151	0.1169	0.1216	0.1189	0.1183	0.1216	0.1194	0.1199	0.1213

LTE Band 12 (G_T - L_C = 0.50 dB) 16QAM			
Bandwidth	10M		
Channel	23060	23095	23130
	(Low)	(Mid)	(High)
Frequency (MHz)	704	707.5	711
Conducted Power (dBm)	22.50	22.47	22.47
Conducted Power (Watts)	0.1778	0.1766	0.1766
ERP(dBm)	20.85	20.82	20.82
ERP(Watts)	0.1216	0.1208	0.1208

LTE Band 12 (G_T - L_C = 0.50 dB) 64QAM									
Bandwidth	1.4M			3M			5M		
Channel	23017	23095	23173	23025	23095	23165	23035	23095	23155
	(Low)	(Mid)	(High)	(Low)	(Mid)	(High)	(Low)	(Mid)	(High)
Frequency (MHz)	699.7	707.5	715.3	700.5	707.5	714.5	701.5	707.5	713.5
Conducted Power (dBm)	21.20	21.19	21.42	21.05	21.16	21.34	21.20	21.23	21.42
Conducted Power (Watts)	0.1318	0.1315	0.1387	0.1274	0.1306	0.1361	0.1318	0.1327	0.1387
ERP(dBm)	19.55	19.54	19.77	19.40	19.51	19.69	19.55	19.58	19.77
ERP(Watts)	0.0902	0.0899	0.0948	0.0871	0.0893	0.0931	0.0902	0.0908	0.0948

LTE Band 12 (G_T - L_C = 0.50 dB) 64QAM			
Bandwidth	10M		
Channel	23060	23095	23130
	(Low)	(Mid)	(High)
Frequency (MHz)	704	707.5	711
Conducted Power (dBm)	21.36	21.50	21.48
Conducted Power (Watts)	0.1368	0.1413	0.1406
ERP(dBm)	19.71	19.85	19.83
ERP(Watts)	0.0935	0.0966	0.0962

LTE Band 66 (G_T - L_C = 1.70 dB) QPSK									
Bandwidth	1.4M			3M			5M		
Channel	131979	132322	132665	131987	132322	132657	131997	132322	132647
	(Low)	(Mid)	(High)	(Low)	(Mid)	(High)	(Low)	(Mid)	(High)
Frequency (MHz)	1710.7	1745	1779.3	1711.5	1745	1778.5	1712.5	1745	1777.5
Conducted Power (dBm)	22.20	22.35	22.37	22.15	22.30	22.23	22.22	22.38	22.28
Conducted Power (Watts)	0.1660	0.1718	0.1726	0.1641	0.1698	0.1671	0.1667	0.1730	0.1690
EIRP(dBm)	23.90	24.05	24.07	23.85	24.00	23.93	23.92	24.08	23.98
EIRP(Watts)	0.2455	0.2541	0.2553	0.2427	0.2512	0.2472	0.2466	0.2559	0.2500

LTE Band 66 (G_T - L_C = 1.70 dB)) QPSK									
Bandwidth	10M			15M			20M		
Channel	132022	132322	132622	132047	132322	132597	132072	132322	132572
	(Low)	(Mid)	(High)	(Low)	(Mid)	(High)	(Low)	(Mid)	(Mid)
Frequency (MHz)	1715	1745	1775	1717.5	1745	1772.5	1720	1745	1770
Conducted Power (dBm)	22.13	22.26	22.19	22.34	22.45	22.51	22.28	22.37	22.42
Conducted Power (Watts)	0.1633	0.1683	0.1656	0.1714	0.1758	0.1782	0.1690	0.1726	0.1746
EIRP(dBm)	23.83	23.96	23.89	24.04	24.15	24.21	23.98	24.07	24.12
EIRP(Watts)	0.2415	0.2489	0.2449	0.2535	0.2600	0.2636	0.2500	0.2553	0.2582

LTE Band 66 (G_T - L_C = 1.70 dB) 16QAM									
Bandwidth	1.4M			3M			5M		
Channel	131979	132322	132665	131987	132322	132657	131997	132322	132647
	(Low)	(Mid)	(High)	(Low)	(Mid)	(High)	(Low)	(Mid)	(High)
Frequency (MHz)	1710.7	1745	1779.3	1711.5	1745	1778.5	1712.5	1745	1777.5
Conducted Power (dBm)	21.42	21.66	21.56	21.46	21.63	21.57	21.52	21.76	21.66
Conducted Power (Watts)	0.1387	0.1466	0.1432	0.1400	0.1455	0.1435	0.1419	0.1500	0.1466
EIRP(dBm)	23.12	23.36	23.26	23.16	23.33	23.27	23.22	23.46	23.36
EIRP(Watts)	0.2051	0.2168	0.2118	0.2070	0.2153	0.2123	0.2099	0.2218	0.2168

LTE Band 66 (G_T - L_C = 1.70 dB) 16QAM									
Bandwidth	10M			15M			20M		
Channel	132022	132322	132622	132047	132322	132597	132072	132322	132572
	(Low)	(Mid)	(High)	(Low)	(Mid)	(High)	(Low)	(Mid)	(Mid)
Frequency (MHz)	1715	1745	1775	1717.5	1745	1772.5	1720	1745	1770
Conducted Power (dBm)	21.54	21.62	21.58	21.57	21.75	21.71	21.62	21.73	21.80
Conducted Power (Watts)	0.1426	0.1452	0.1439	0.1435	0.1496	0.1483	0.1452	0.1489	0.1514
EIRP(dBm)	23.24	23.32	23.28	23.27	23.45	23.41	23.32	23.43	23.50
EIRP(Watts)	0.2109	0.2148	0.2128	0.2123	0.2213	0.2193	0.2148	0.2203	0.2239

LTE Band 66 (G_T - L_C = 1.70 dB) 64QAM									
Bandwidth	1.4M			3M			5M		
Channel	131979	132322	132665	131987	132322	132657	131997	132322	132647
	(Low)	(Mid)	(High)	(Low)	(Mid)	(High)	(Low)	(Mid)	(High)
Frequency (MHz)	1710.7	1745	1779.3	1711.5	1745	1778.5	1712.5	1745	1777.5
Conducted Power (dBm)	20.16	20.36	20.30	20.13	20.33	20.15	20.40	20.46	20.51
Conducted Power (Watts)	0.1038	0.1086	0.1072	0.1030	0.1079	0.1035	0.1096	0.1112	0.1125
EIRP(dBm)	21.86	22.06	22.00	21.83	22.03	21.85	22.10	22.16	22.21
EIRP(Watts)	0.1535	0.1607	0.1585	0.1524	0.1596	0.1531	0.1622	0.1644	0.1663

LTE Band 66 (G_T - L_C = 1.70 dB) 64QAM									
Bandwidth	10M			15M			20M		
Channel	132022	132322	132622	132047	132322	132597	132072	132322	132572
	(Low)	(Mid)	(High)	(Low)	(Mid)	(High)	(Low)	(Mid)	(Mid)
Frequency (MHz)	1715	1745	1775	1717.5	1745	1772.5	1720	1745	1770
Conducted Power (dBm)	20.30	20.33	20.36	20.50	20.51	20.55	20.45	20.50	20.52
Conducted Power (Watts)	0.1072	0.1079	0.1086	0.1122	0.1125	0.1135	0.1109	0.1122	0.1127
EIRP(dBm)	22.00	22.03	22.06	22.20	22.21	22.25	22.15	22.20	22.22
EIRP(Watts)	0.1585	0.1596	0.1607	0.1660	0.1663	0.1679	0.1641	0.1660	0.1667

Peak-to-Average Ratio

Mode	LTE Band 2 / 20MHz				
Mod.	QPSK		16QAM		Limit: 13dB
RB Size	1RB	Full RB	1RB	Full RB	Result
Lowest CH	4.12	4.78	4.46	5.54	PASS
Middle CH	4.49	4.35	4.99	5.25	
Highest CH	4.06	4.87	4.70	5.59	
Mode	LTE Band 2 / 20MHz				
Mod.	64QAM				Limit: 13dB
RB Size	1RB		Full RB		Result
Lowest CH	5.45		5.94		PASS
Middle CH	5.91		5.71		
Highest CH	5.59		6.09		

Mode	LTE Band 5 / 10MHz				
Mod.	QPSK		16QAM		Limit: 13dB
RB Size	1RB	Full RB	1RB	Full RB	Result
Lowest CH	4.12	4.96	4.90	5.86	PASS
Middle CH	4.09	5.30	4.90	6.23	
Highest CH	4.52	4.75	5.48	5.59	
Mod.	64QAM		Limit: 13dB		
RB Size	1RB	Full RB	Result		
Lowest CH	5.88	6.29	PASS		
Middle CH	5.71	6.75			
Highest CH	6.43	6.14			

Mode	LTE Band 12 / 10MHz				
Mod.	QPSK		16QAM		Limit: 13dB
RB Size	1RB	Full RB	1RB	Full RB	Result
Lowest CH	3.30	4.64	4.29	5.62	PASS
Middle CH	3.91	4.78	4.52	5.71	
Highest CH	3.80	4.46	4.75	5.62	
Mod.	64QAM		Limit: 13dB		
RB Size	1RB	Result	Result		
Lowest CH	4.23	5.65	PASS		
Middle CH	4.70	5.74			
Highest CH	4.70	5.57			

Mode	LTE Band 66 / 20MHz				
Mod.	QPSK		16QAM		Limit: 13dB
RB Size	1RB	Full RB	1RB	Full RB	Result
Lowest CH	3.80	4.49	4.49	5.39	PASS
Middle CH	4.00	4.55	4.90	5.39	
Highest CH	4.09	4.46	4.78	5.33	

Mod.	64QAM		Limit: 13dB
RB Size	1RB	Full RB	Result
Lowest CH	4.58	5.36	PASS
Middle CH	4.78	5.45	
Highest CH	4.87	5.33	

LTE Band 2 / 20MHz / QPSK

Lowest Channel / 1RB

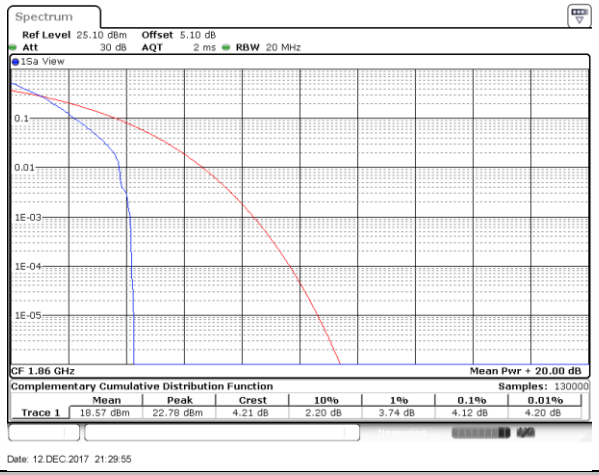

Lowest Channel / Full RB

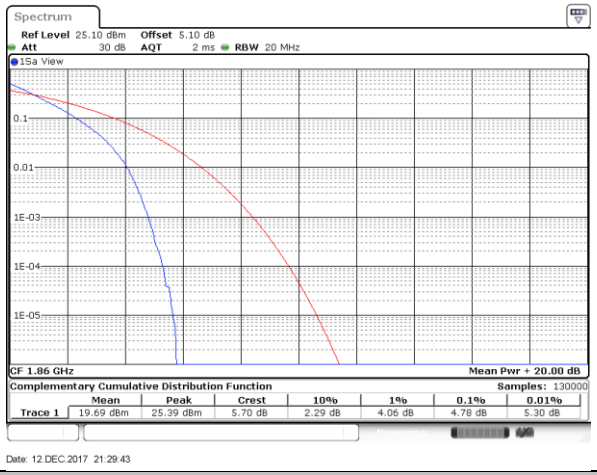

Middle Channel / 1RB

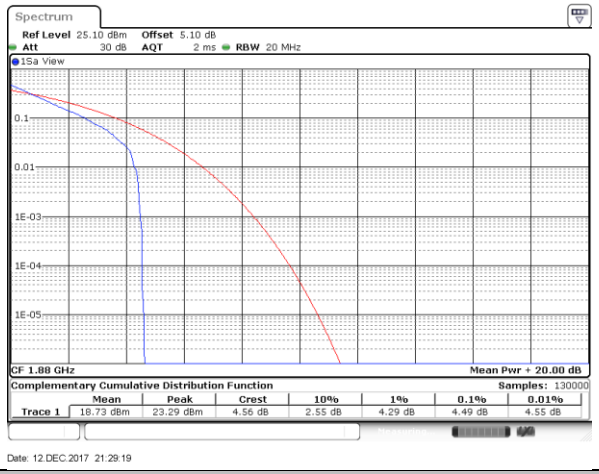

Middle Channel / Full RB

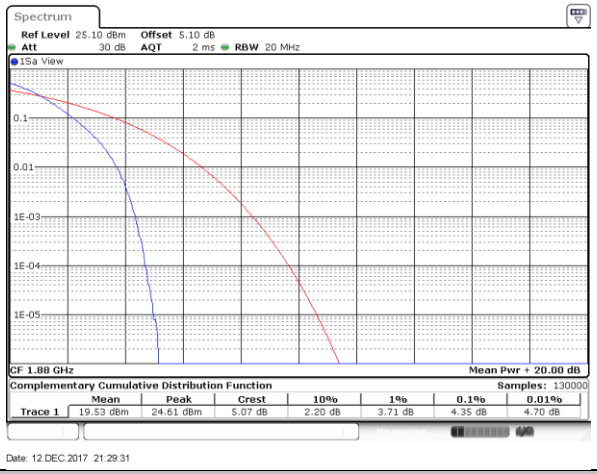

Highest Channel / 1RB

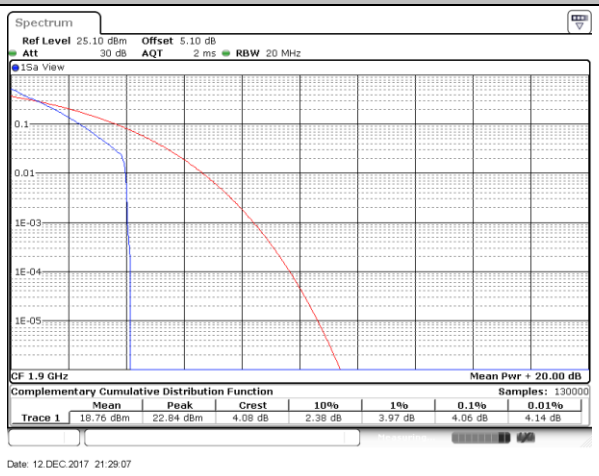

Highest Channel / Full RB

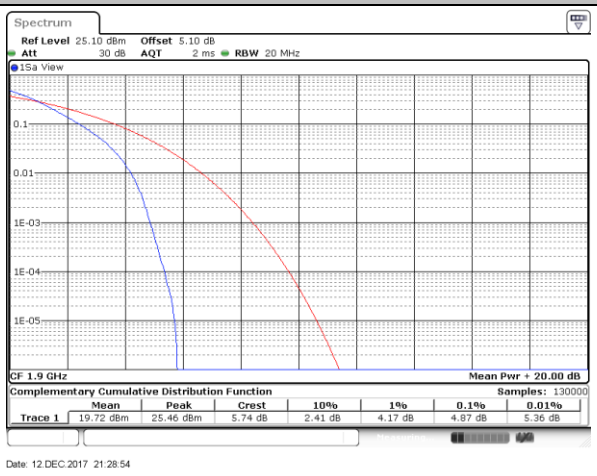

LTE Band 2 / 20MHz / 16QAM

Lowest Channel / 1RB

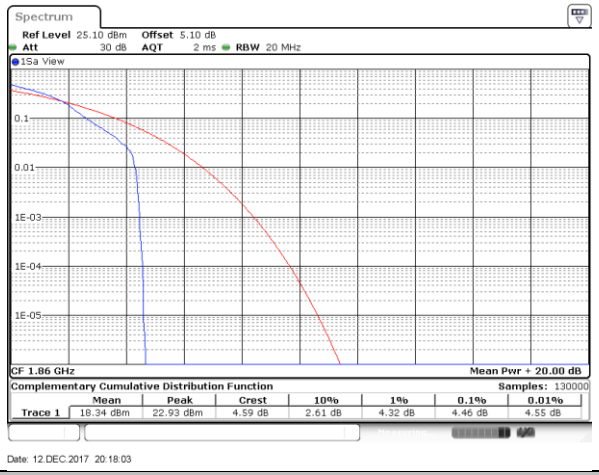

Lowest Channel / Full RB

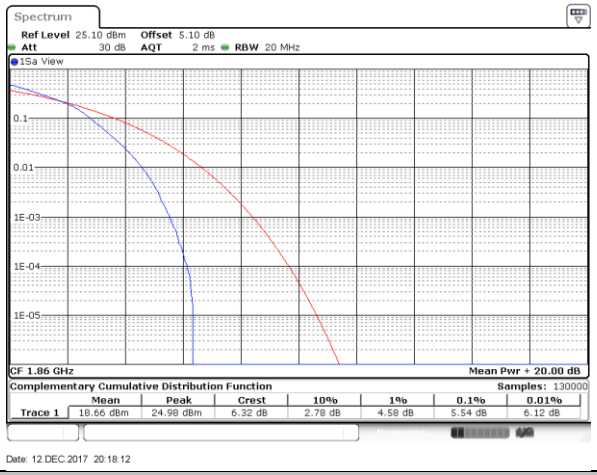

Middle Channel / 1RB

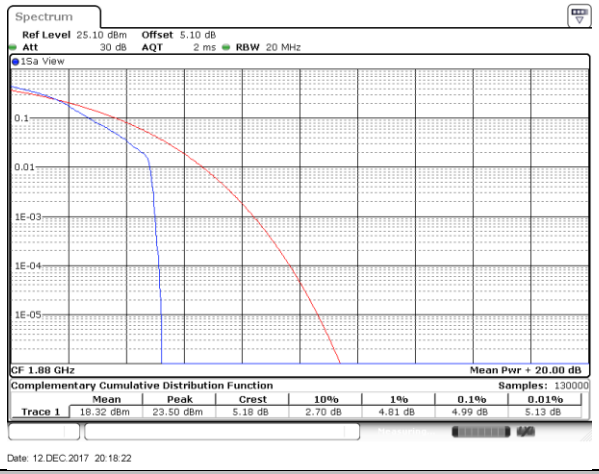

Middle Channel / Full RB

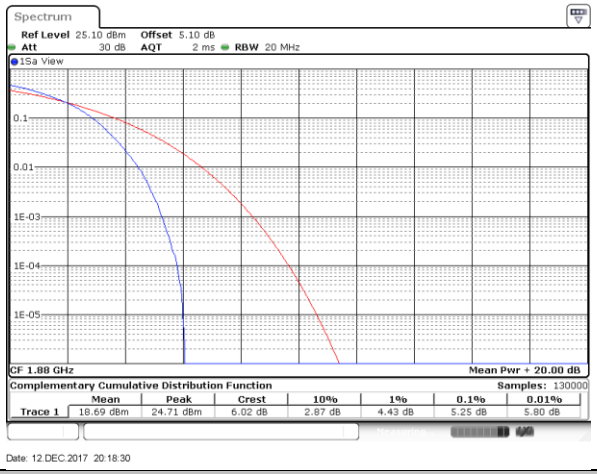

Highest Channel / 1RB

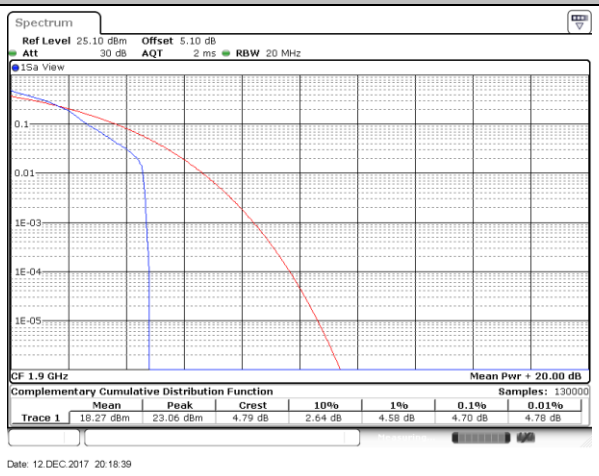

Highest Channel / Full RB

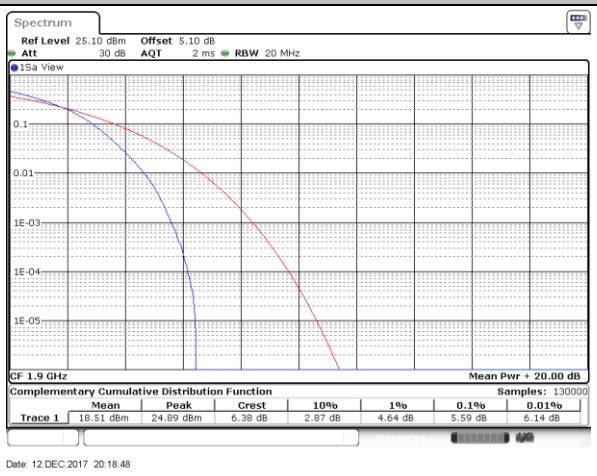

LTE Band 2 / 20MHz / 64QAM

Lowest Channel / 1RB

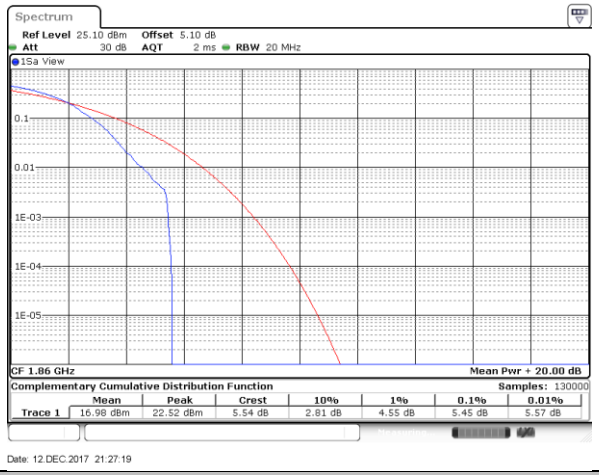

Lowest Channel / Full RB

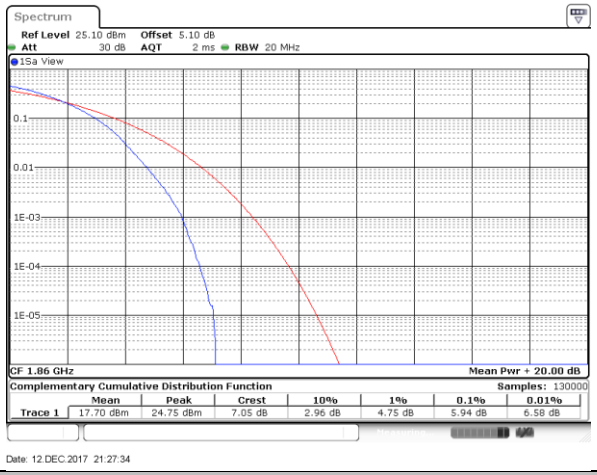

Middle Channel / 1RB

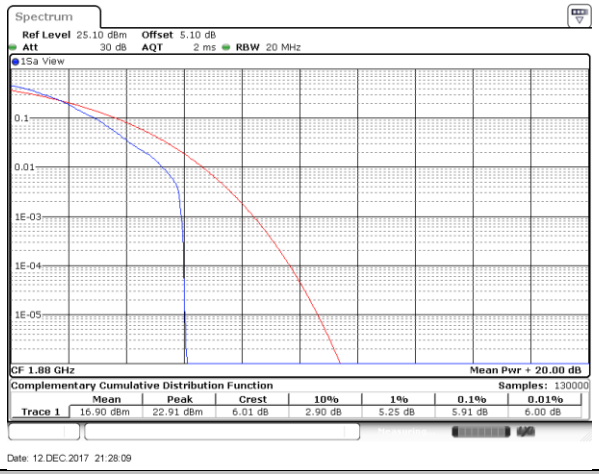

Middle Channel / Full RB

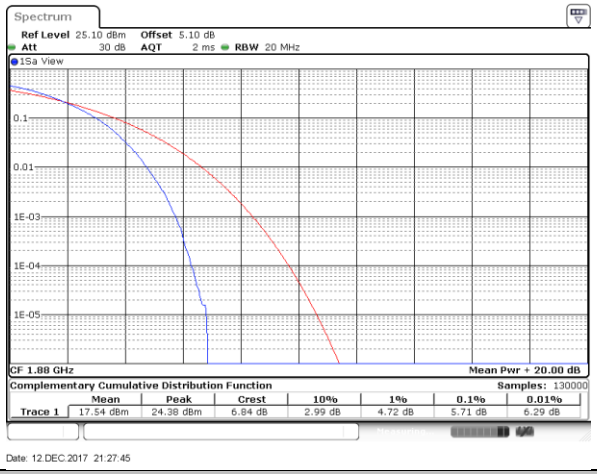

Highest Channel / 1RB

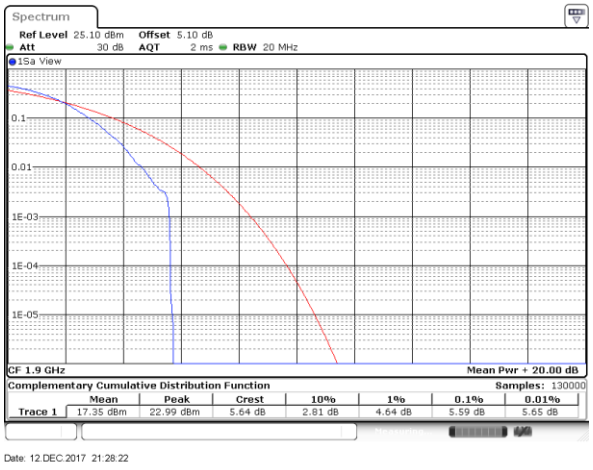

Highest Channel / Full RB

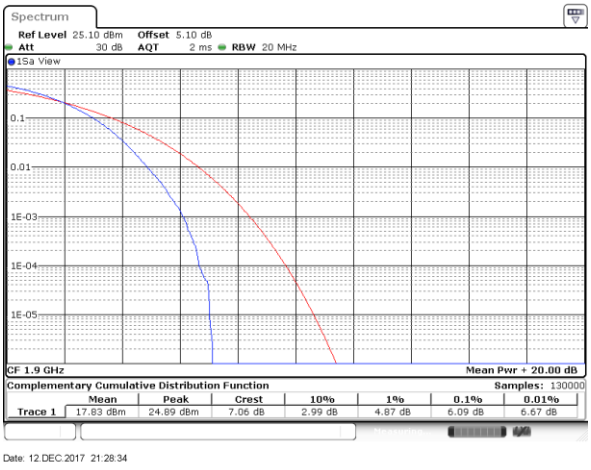

LTE Band 5 / 10MHz / QPSK

Lowest Channel / 1RB

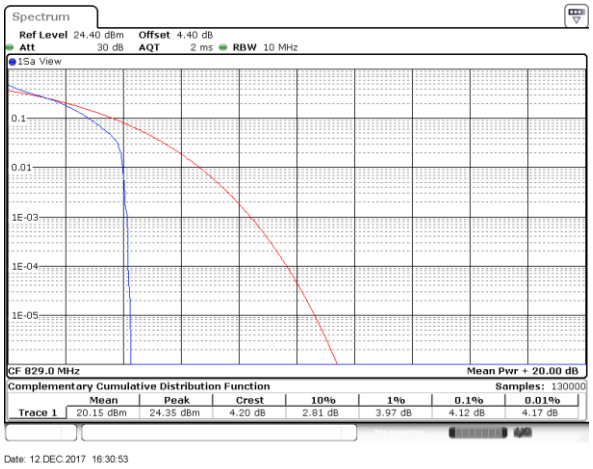

Lowest Channel / Full RB

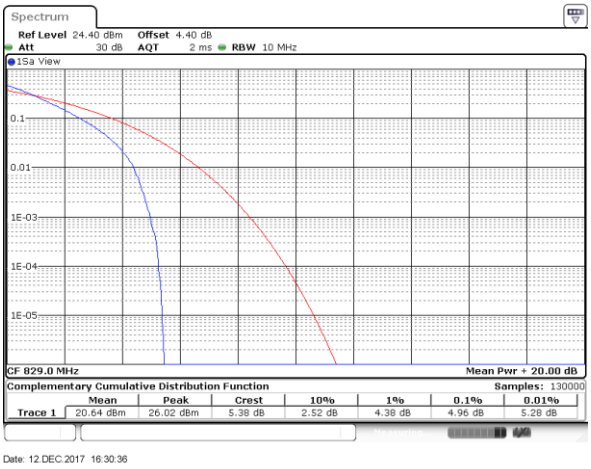

Middle Channel / 1RB

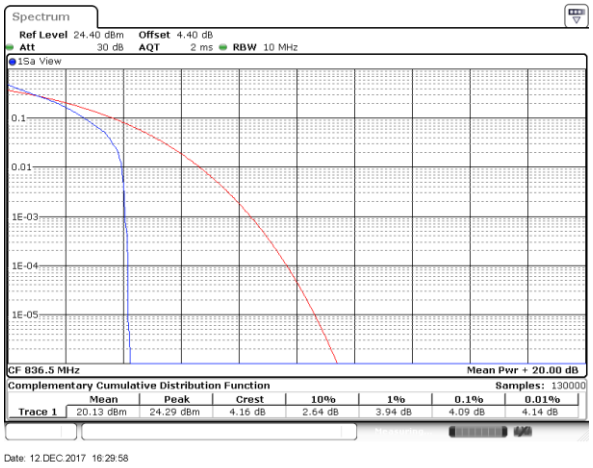

Middle Channel / Full RB

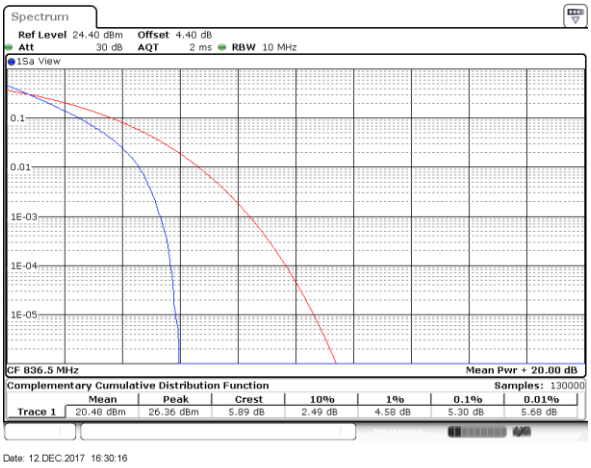

Highest Channel / 1RB

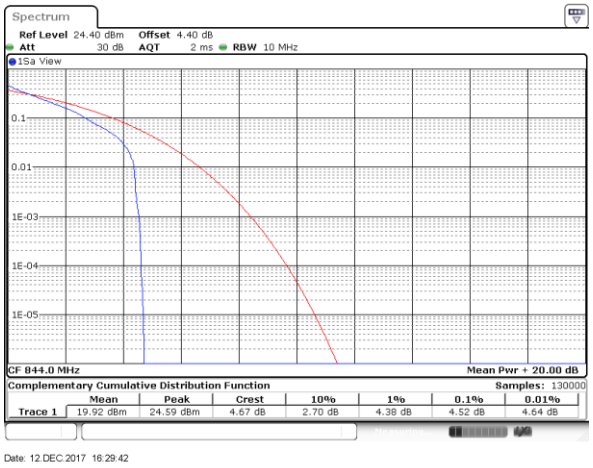

Highest Channel / Full RB

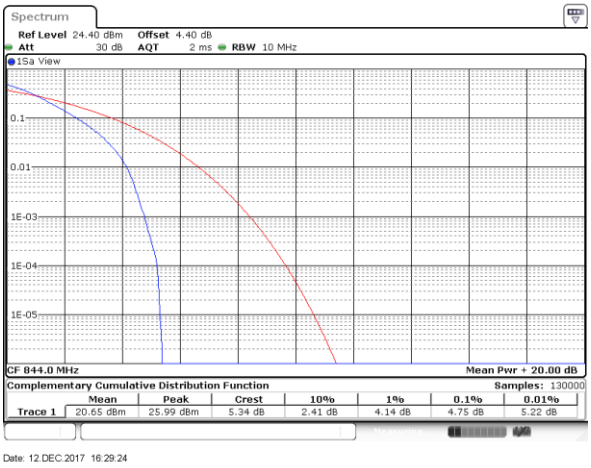

LTE Band 5 / 10MHz / 16QAM

Lowest Channel / 1RB

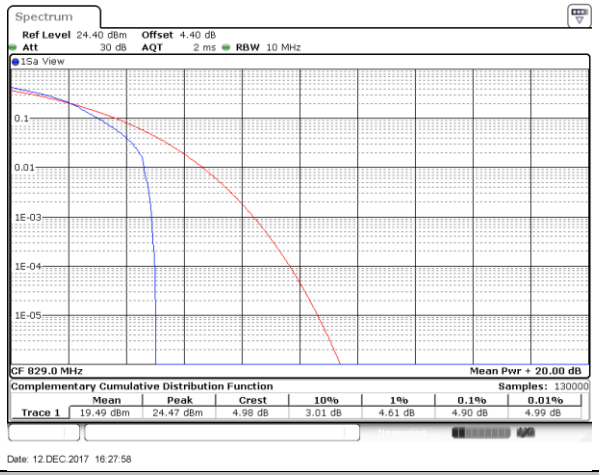

Lowest Channel / Full RB

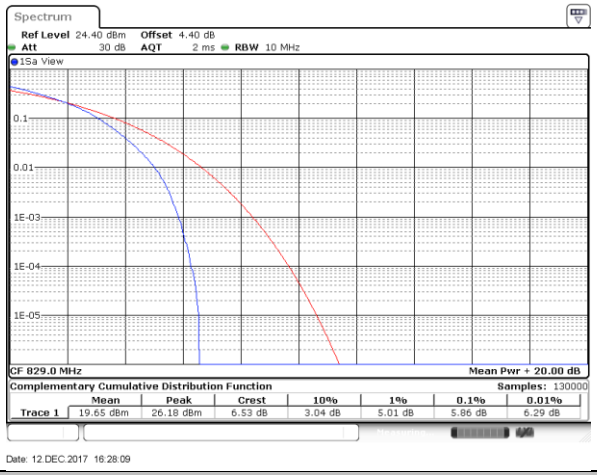

Middle Channel / 1RB

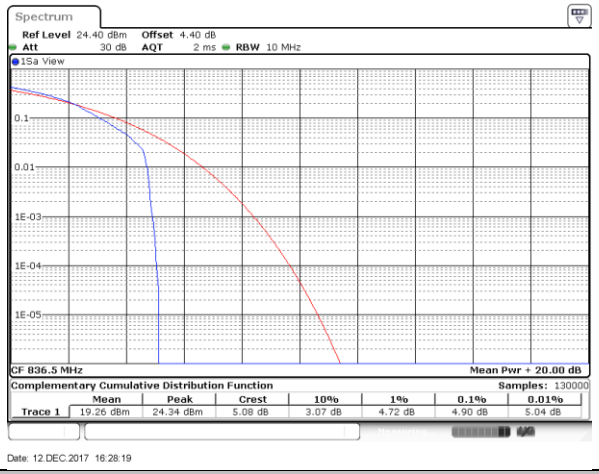

Middle Channel / Full RB

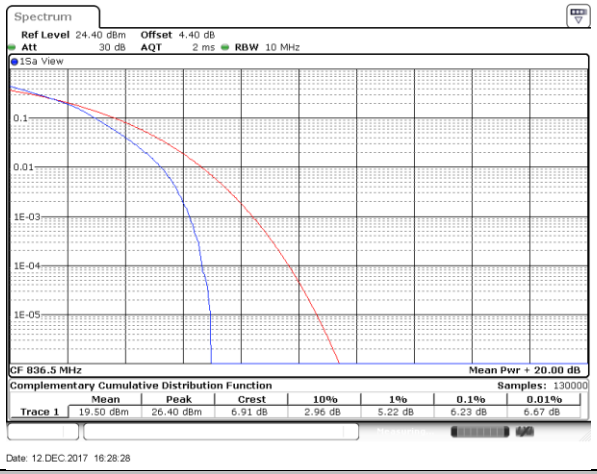

Highest Channel / 1RB

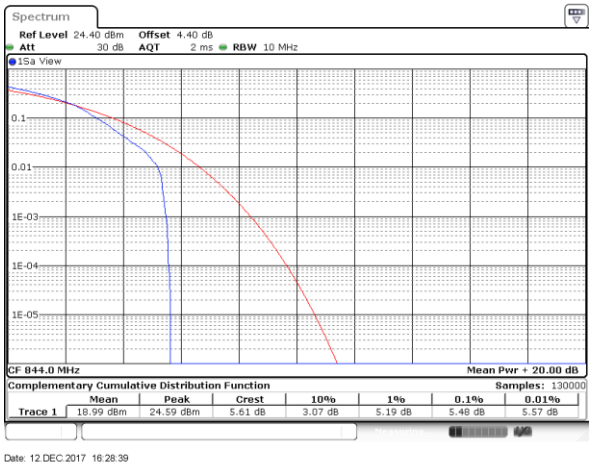

Highest Channel / Full RB

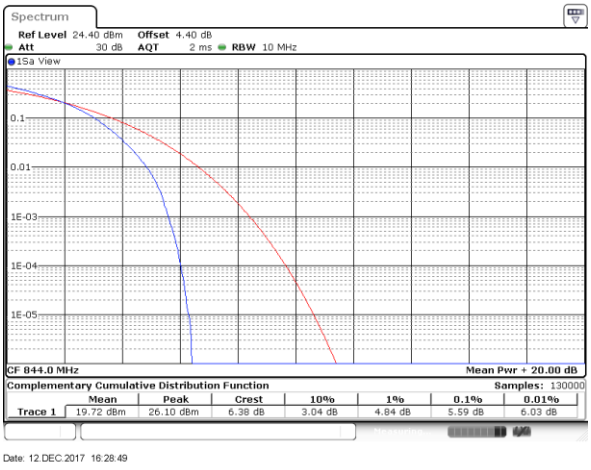

LTE Band 5 / 10MHz / 64QAM

Lowest Channel / 1RB

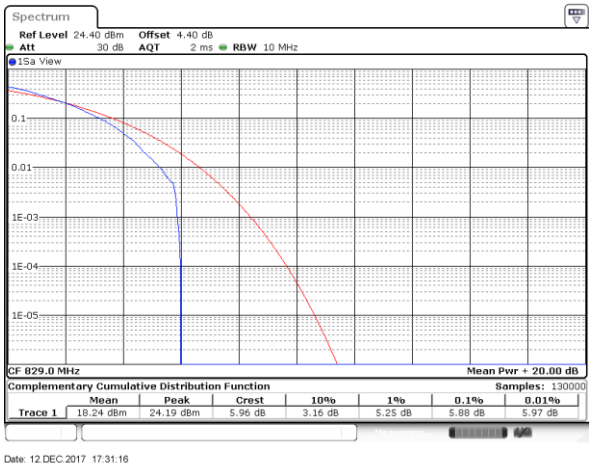

Lowest Channel / Full RB

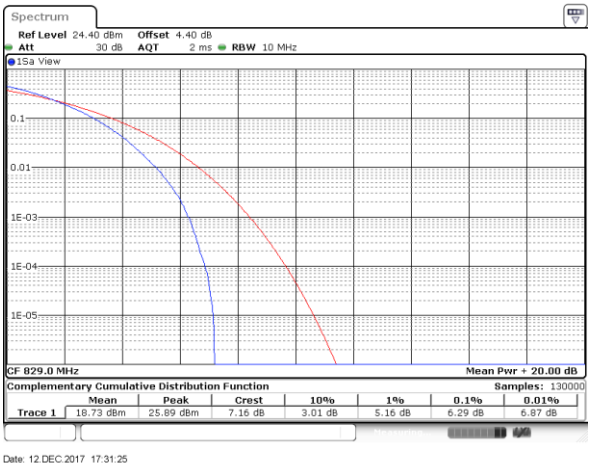

Middle Channel / 1RB

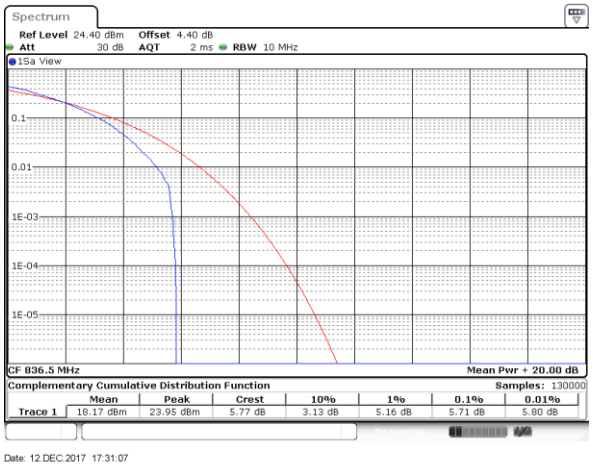

Middle Channel / Full RB

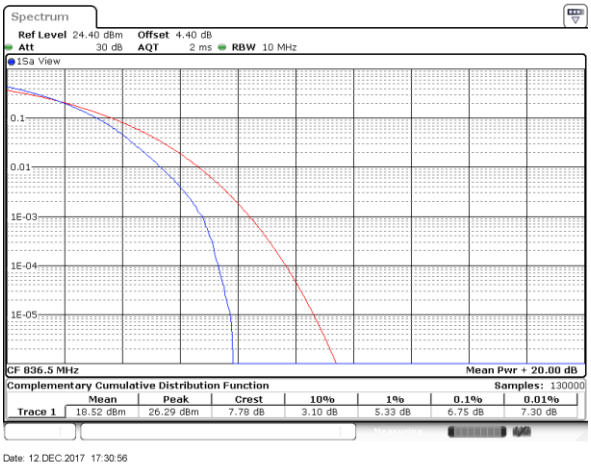

Highest Channel / 1RB

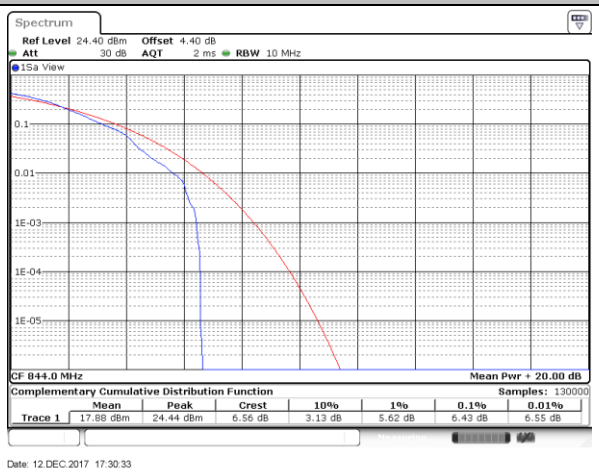

Highest Channel / Full RB

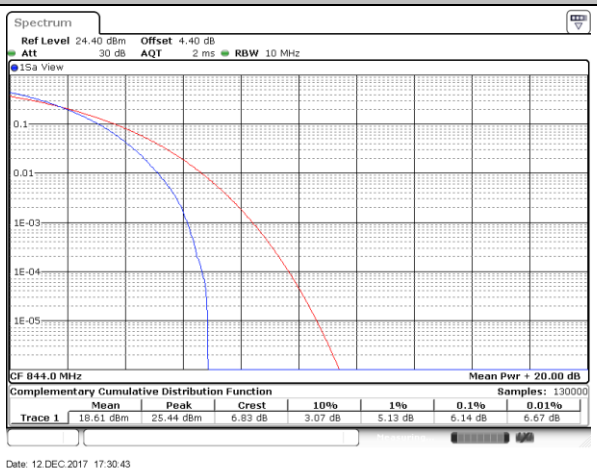

LTE Band 12 / 10MHz / QPSK

Lowest Channel / 1RB

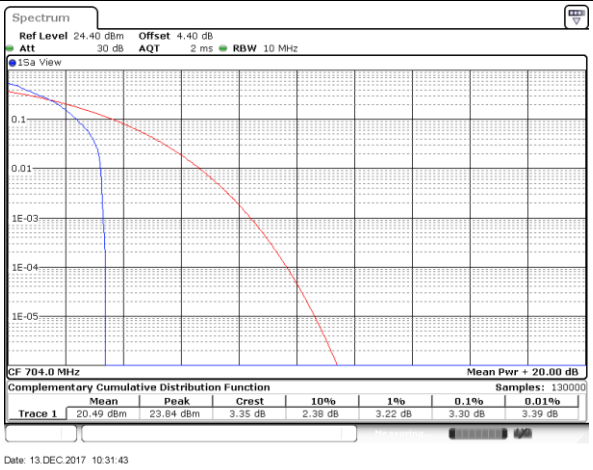

Lowest Channel / Full RB

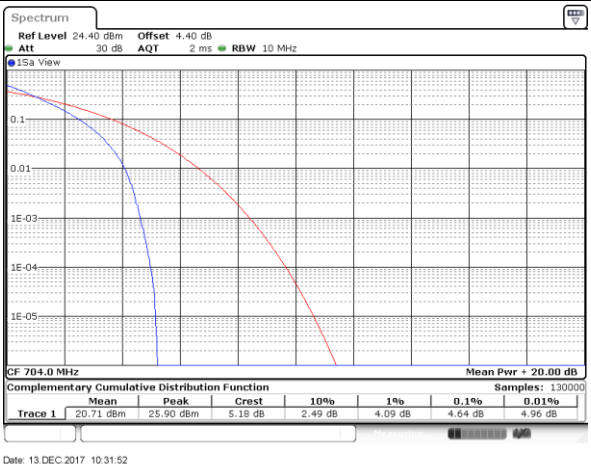

Middle Channel / 1RB

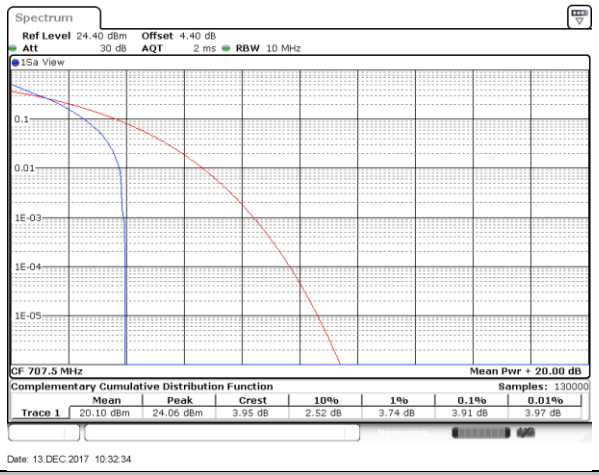

Middle Channel / Full RB

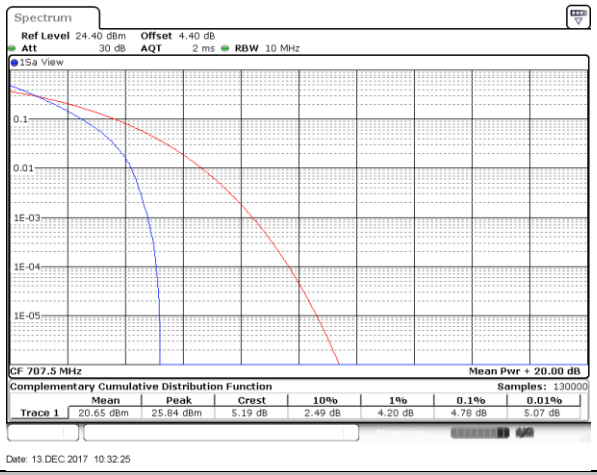

Highest Channel / 1RB

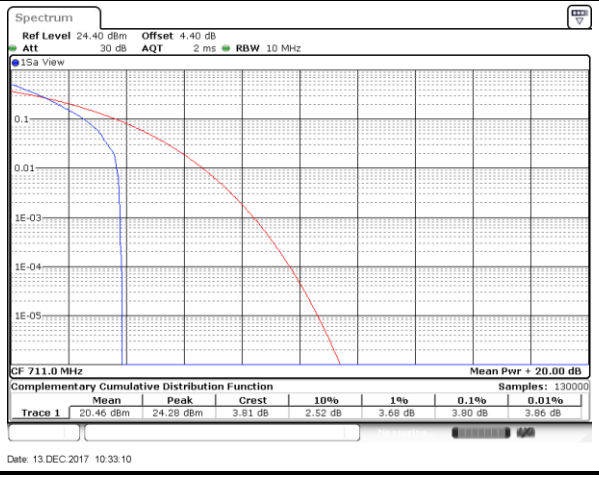

Highest Channel / Full RB

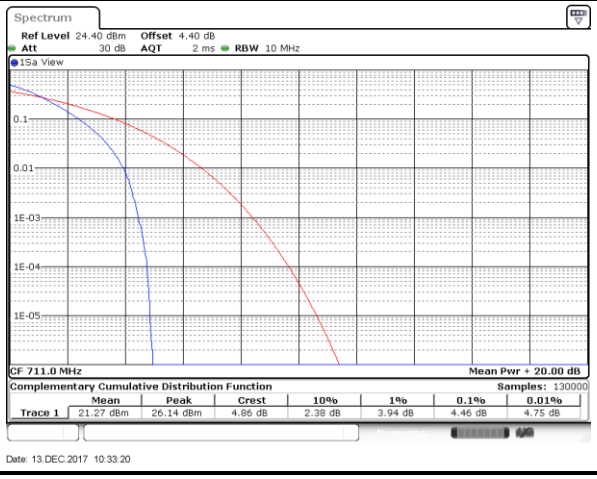

LTE Band 12 / 10MHz / 16QAM

Lowest Channel / 1RB

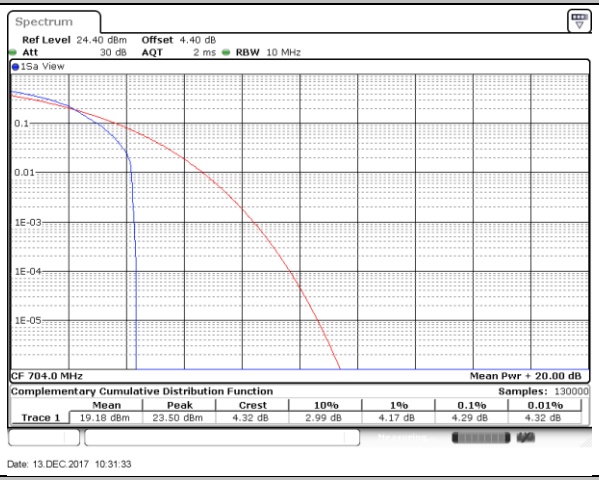

Lowest Channel / Full RB

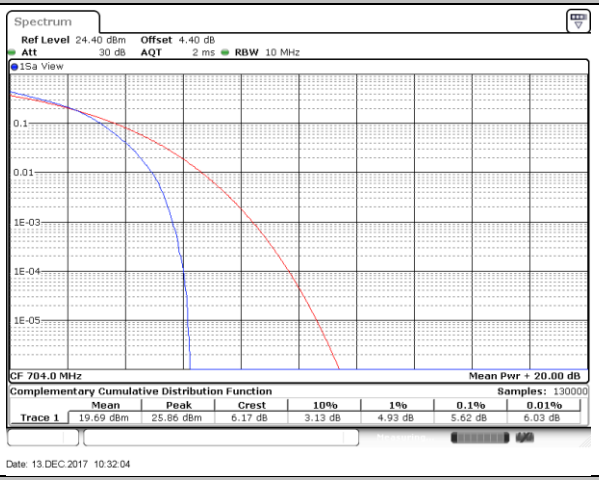

Middle Channel / 1RB

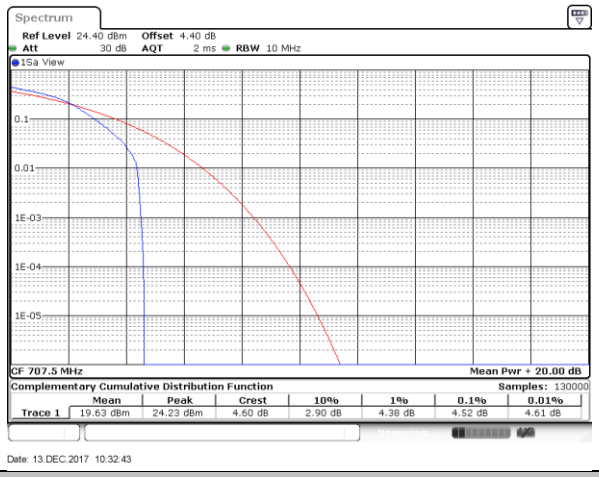

Middle Channel / Full RB

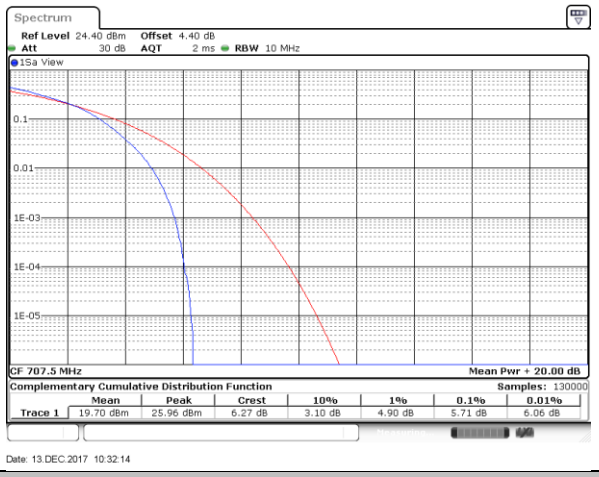

Highest Channel / 1RB

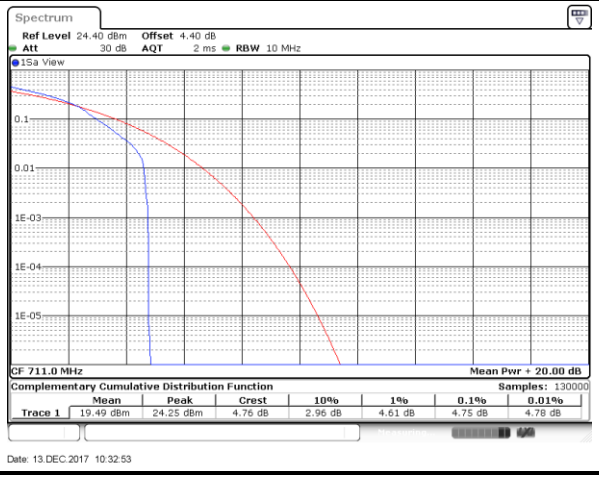

Highest Channel / Full RB

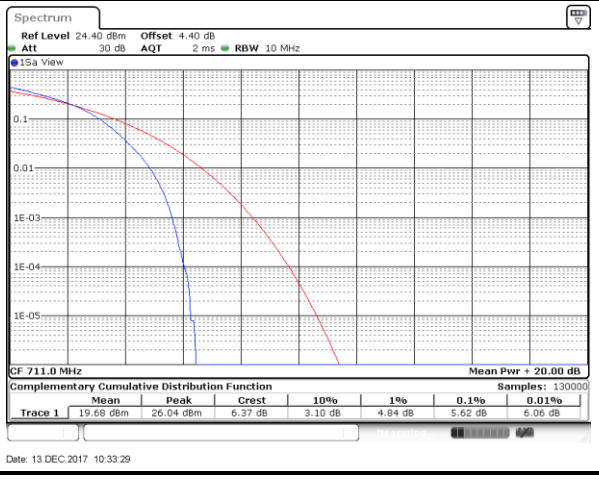

LTE Band 12 / 10MHz / 64QAM

Lowest Channel / 1RB

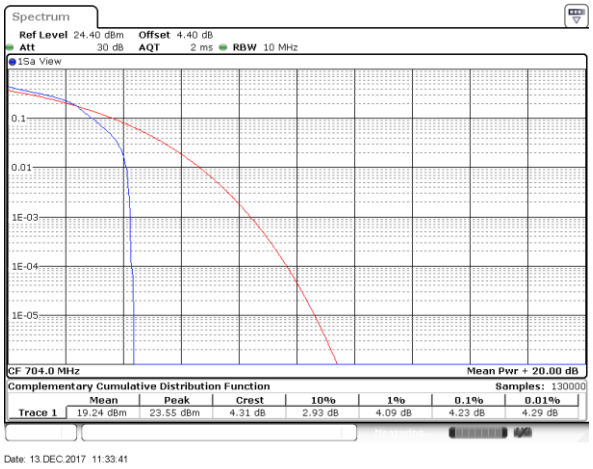

Lowest Channel / Full RB

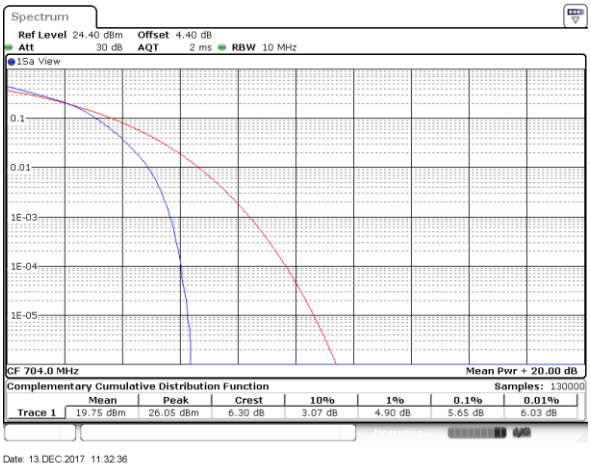

Middle Channel / 1RB

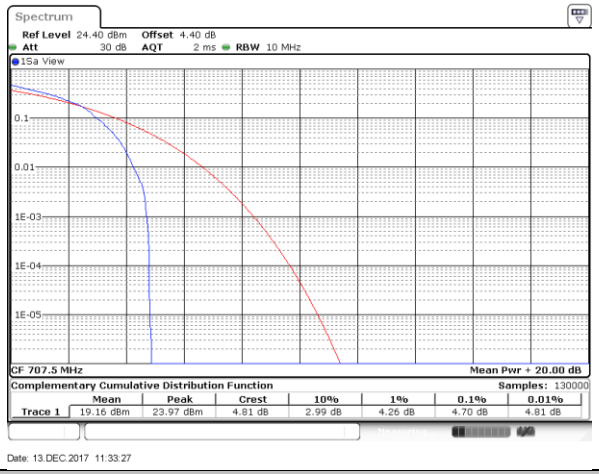

Middle Channel / Full RB

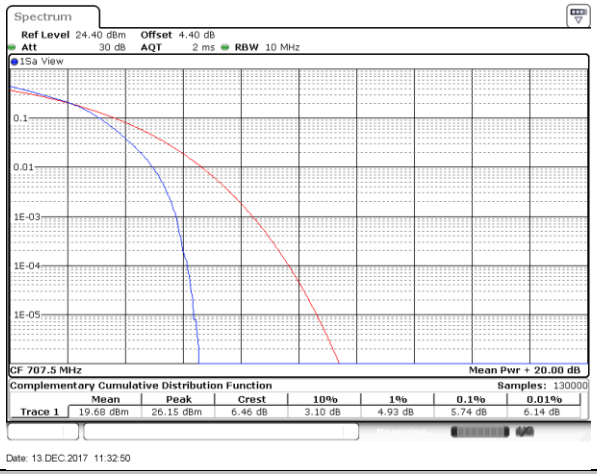

Highest Channel / 1RB

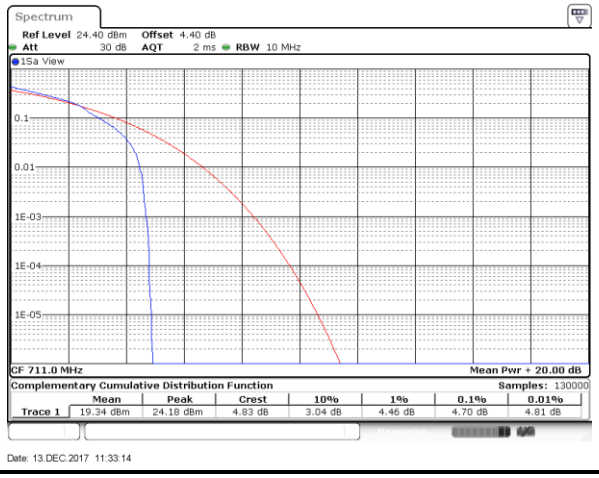

Highest Channel / Full RB

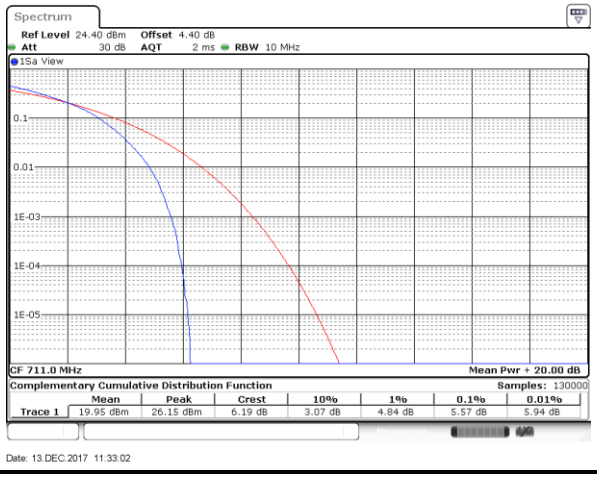

LTE Band 66 / 20MHz / QPSK

Lowest Channel / 1RB

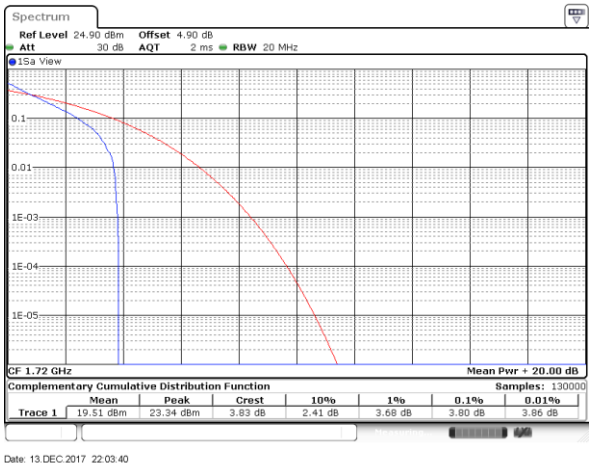

Lowest Channel / Full RB

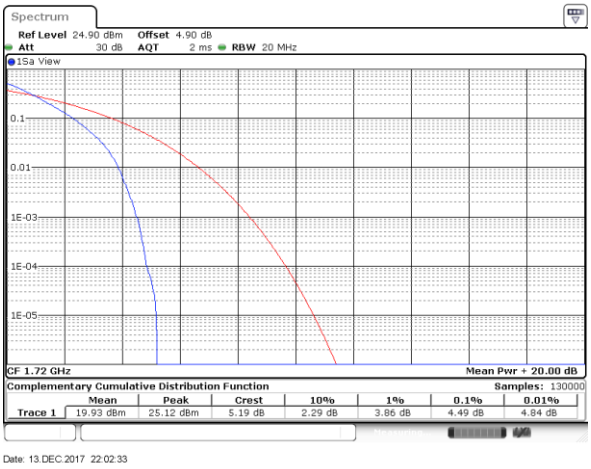

Middle Channel / 1RB

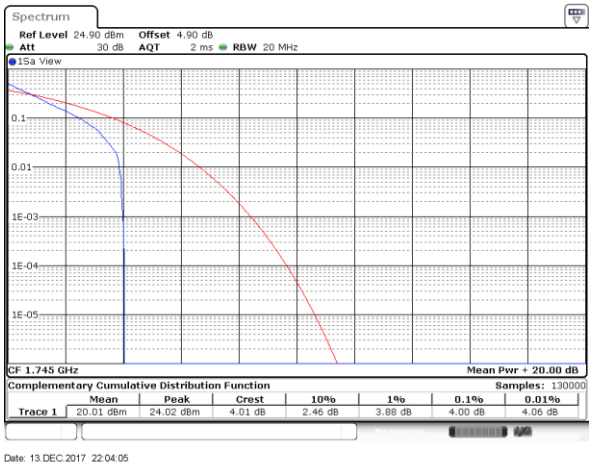

Middle Channel / Full RB

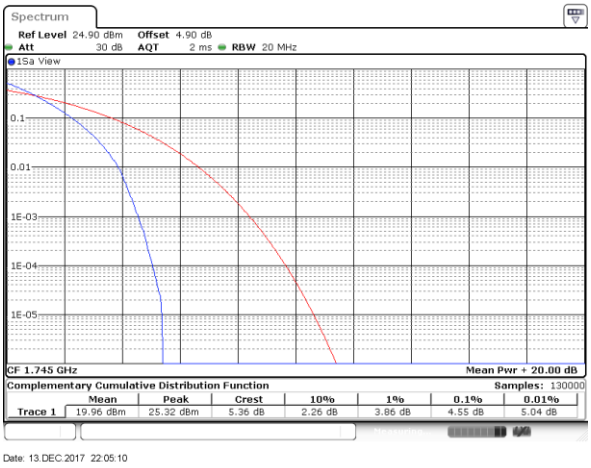

Highest Channel / 1RB

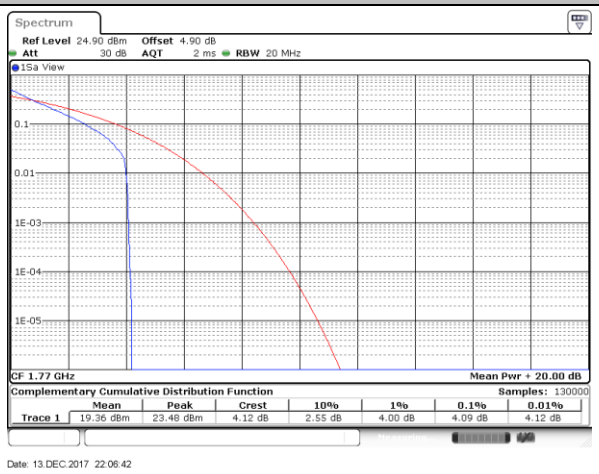

Highest Channel / Full RB

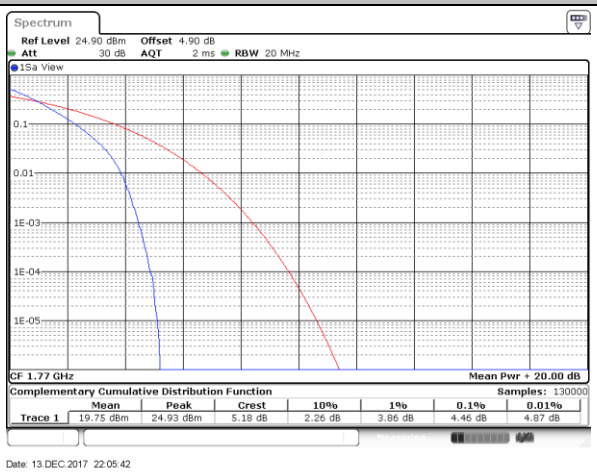

LTE Band 66 / 20MHz / 16QAM

Lowest Channel / 1RB

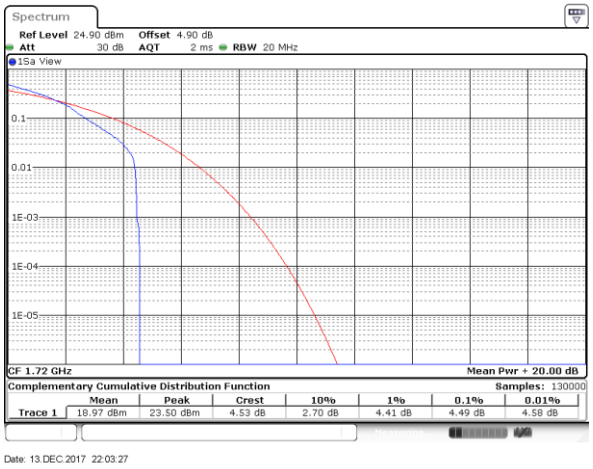

Lowest Channel / Full RB

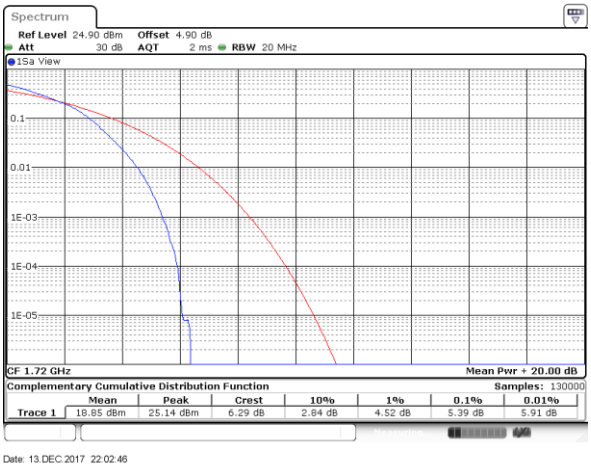

Middle Channel / 1RB

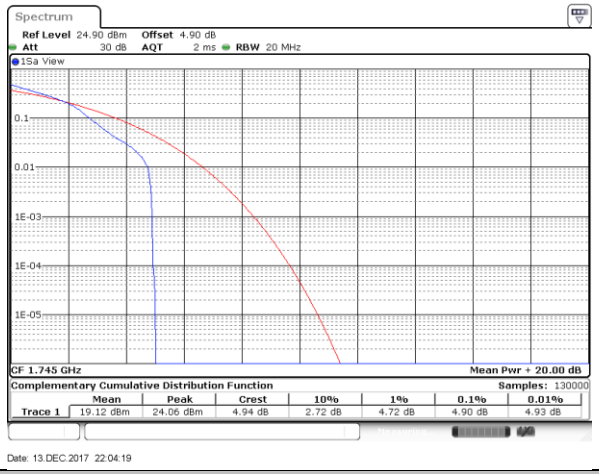

Middle Channel / Full RB

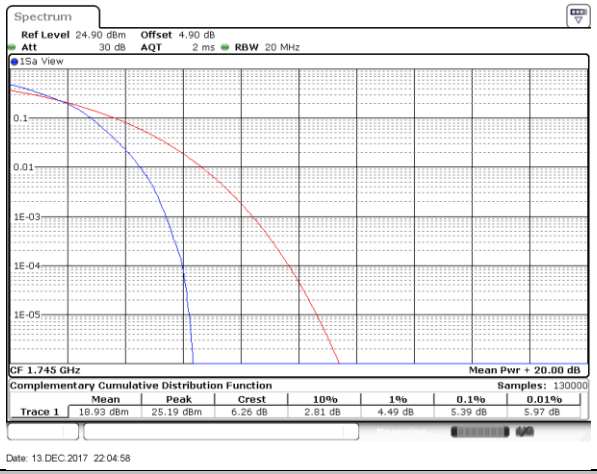

Highest Channel / 1RB

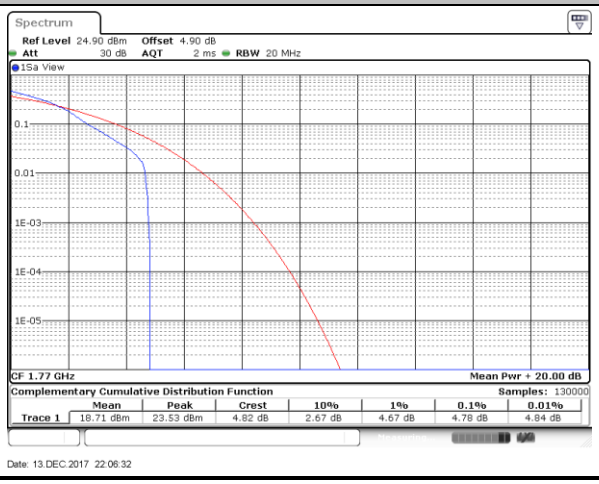

Highest Channel / Full RB

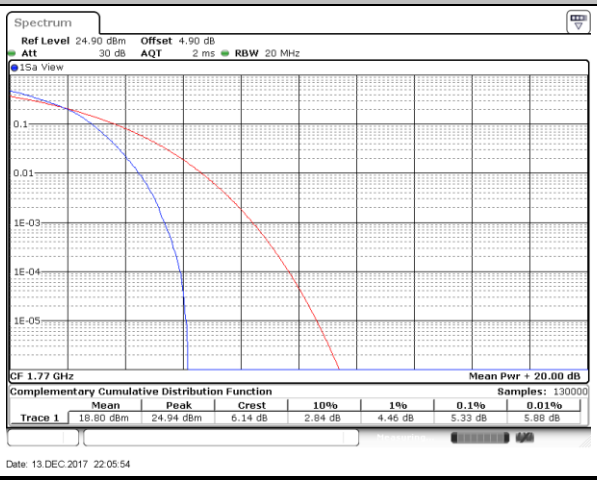

LTE Band 66 / 20MHz / 64QAM

Lowest Channel / 1RB

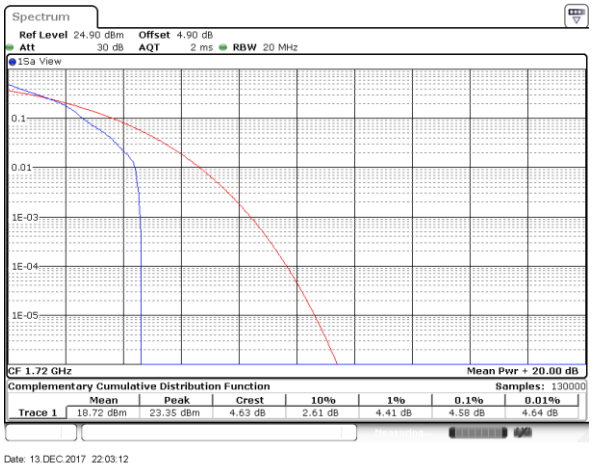

Lowest Channel / Full RB

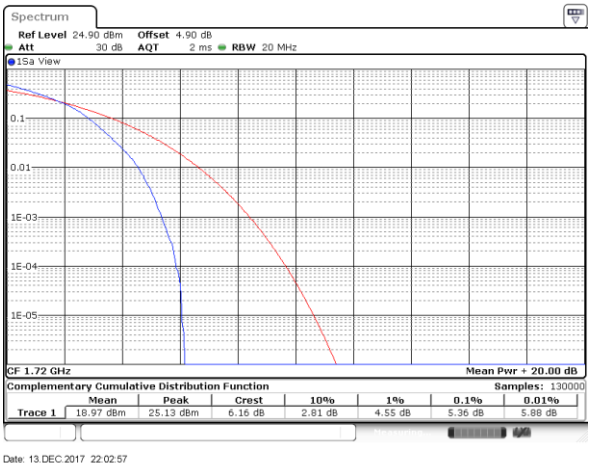

Middle Channel / 1RB

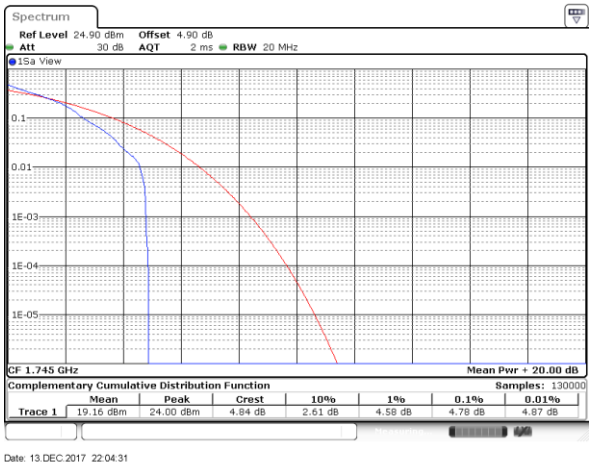

Middle Channel / Full RB

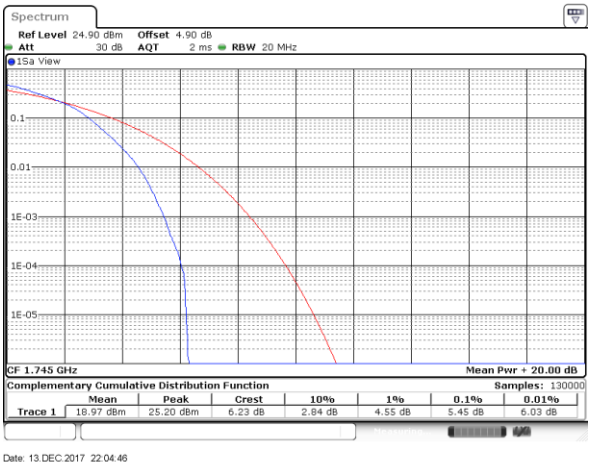

Highest Channel / 1RB

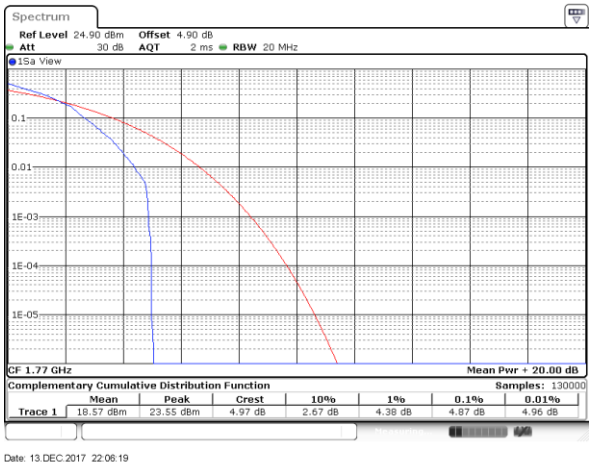

Highest Channel / Full RB

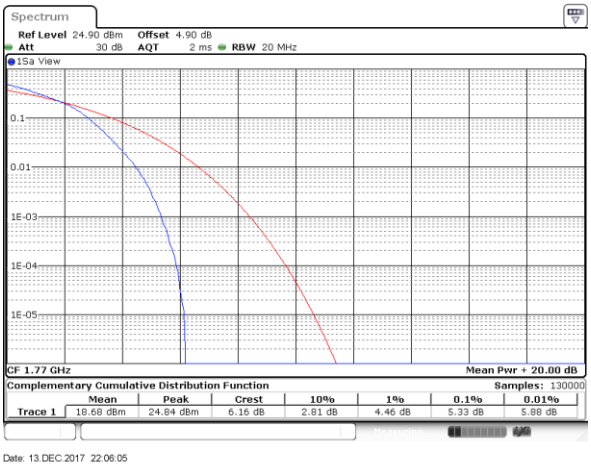

26dB Bandwidth

Mode	LTE Band 2 : 26dB BW(MHz)											
BW	1.4MHz		3MHz		5MHz		10MHz		15MHz		20MHz	
Mod.	QPSK	16QAM	QPSK	16QAM	QPSK	16QAM	QPSK	16QAM	QPSK	16QAM	QPSK	16QAM
Lowest CH	1.24	1.24	3.09	2.99	5.01	4.91	9.83	9.77	14.30	14.51	20.18	20.26
Middle CH	1.21	1.23	3.02	3.00	4.88	4.95	9.77	9.77	14.45	14.39	20.06	20.10
Highest CH	1.23	1.24	3.02	2.99	4.92	4.85	9.81	9.75	14.18	14.15	20.26	20.14

Mode	LTE Band 2 : 26dB BW(MHz)					
BW	1.4MHz	3MHz	5MHz	10MHz	15MHz	20MHz
Mod.	64QAM	64QAM	64QAM	64QAM	64QAM	64QAM
Lowest CH	1.23	3.02	4.97	9.83	14.33	20.18
Middle CH	1.23	3.01	4.89	9.79	14.30	20.14
Highest CH	1.24	3.05	4.87	9.63	14.42	20.14

Mode	LTE Band 5 : 26dB BW(MHz)											
BW	1.4MHz		3MHz		5MHz		10MHz		1.4MHz	3MHz	5MHz	10MHz
Mod.	QPSK	16QAM	QPSK	16QAM	QPSK	16QAM	QPSK	16QAM	64QAM	64QAM	64QAM	64QAM
Lowest CH	1.23	1.23	3.03	2.98	4.89	4.90	9.71	9.73	1.24	3.02	4.87	9.73
Middle CH	1.23	1.23	3.05	3.05	5.02	4.82	9.99	9.89	1.23	3.00	4.91	9.81
Highest CH	1.23	1.22	2.99	3.03	4.95	4.87	9.65	9.85	1.22	2.98	4.91	9.63

Mode	LTE Band 12 : 26dB BW(MHz)											
BW	1.4MHz		3MHz		5MHz		10MHz		1.4MHz	3MHz	5MHz	10MHz
Mod.	QPSK	16QAM	QPSK	16QAM	QPSK	16QAM	QPSK	16QAM	64QAM	64QAM	64QAM	64QAM
Lowest CH	1.24	1.22	3.05	2.96	4.88	4.93	9.89	9.89	1.22	3.05	4.94	9.89
Middle CH	1.23	1.22	2.99	3.03	4.94	4.97	9.73	9.75	1.23	3.03	4.92	9.89
Highest CH	1.23	1.23	3.03	3.00	4.85	4.91	9.93	9.83	1.23	3.03	4.94	9.83

Mode	LTE Band 66 : 26dB BW(MHz)											
BW	1.4MHz		3MHz		5MHz		10MHz		15MHz		20MHz	
Mod.	QPSK	16QAM	QPSK	16QAM	QPSK	16QAM	QPSK	16QAM	QPSK	16QAM	QPSK	16QAM
Lowest CH	1.24	1.24	3.01	3.00	4.88	4.88	9.87	9.87	14.30	14.39	20.22	20.42
Middle CH	1.25	1.23	3.00	3.02	4.89	4.92	9.79	9.87	14.27	14.39	20.10	20.18
Highest CH	1.25	1.22	3.02	2.96	4.86	4.95	9.75	9.87	14.45	14.78	20.46	20.26

BW	1.4MHz	3MHz	5MHz	10MHz	15MHz	20MHz
Mod.	64QAM	64QAM	64QAM	64QAM	64QAM	64QAM
Lowest CH	1.23	2.99	4.93	9.77	14.63	20.14
Middle CH	1.23	3.03	4.83	9.83	14.33	20.30
Highest CH	1.26	3.03	4.90	9.71	14.63	20.46

LTE Band 2

Lowest Channel / 1.4MHz / QPSK

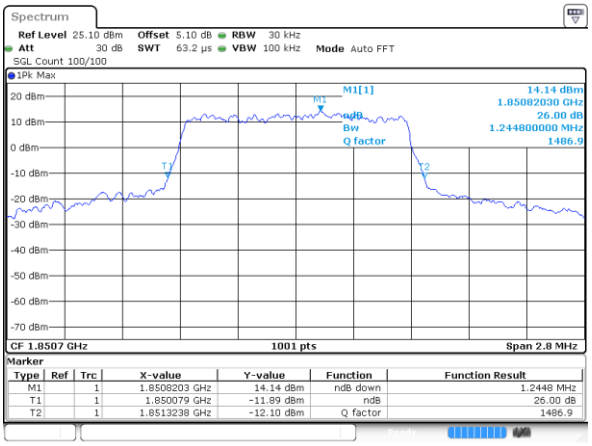

Lowest Channel / 1.4MHz / 16QAM

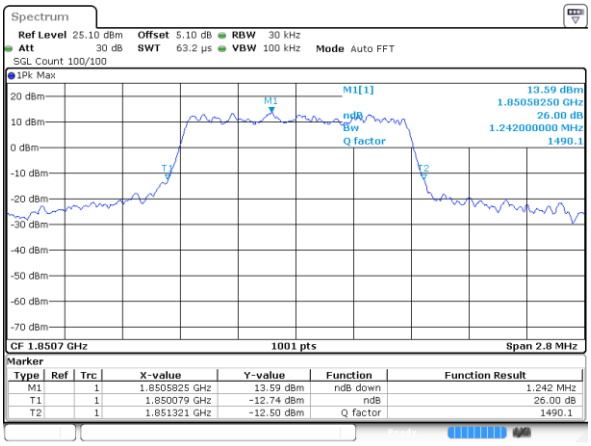

Middle Channel / 1.4MHz / QPSK

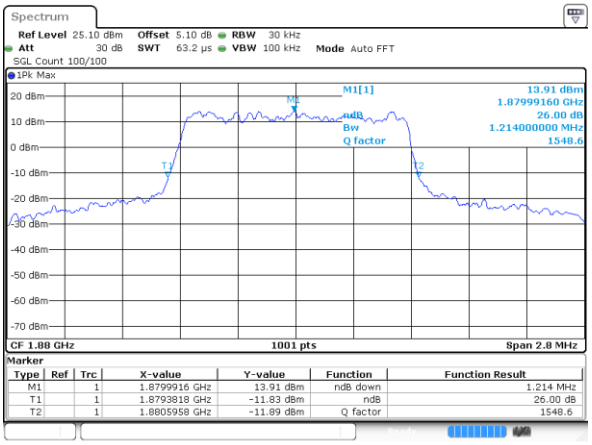

Middle Channel / 1.4MHz / 16QAM

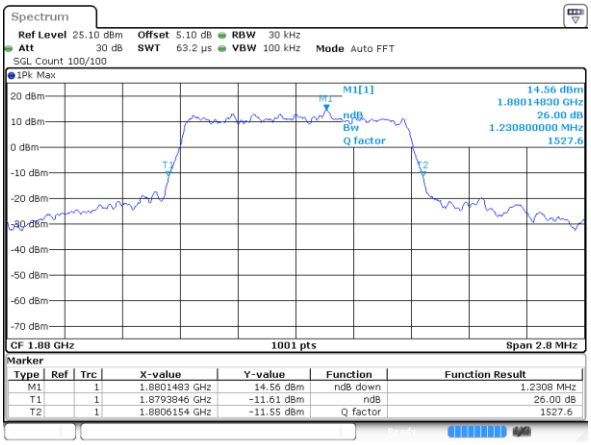

Highest Channel / 1.4MHz / QPSK

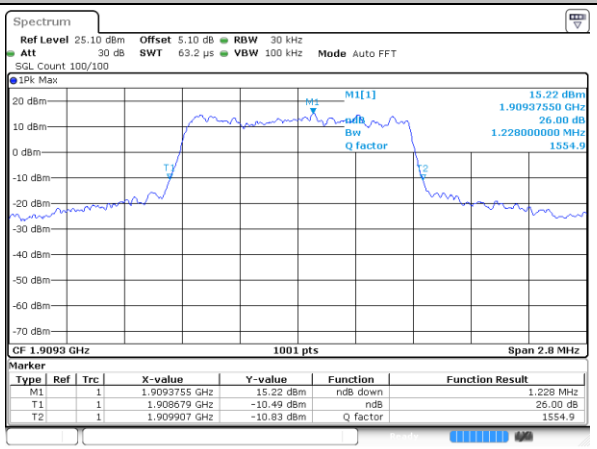

Highest Channel / 1.4MHz / 16QAM

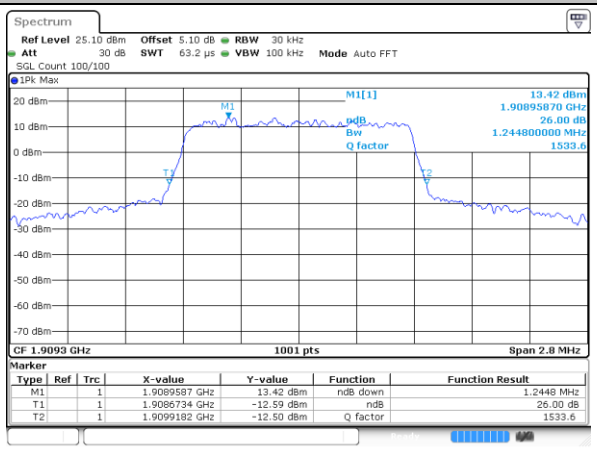

LTE Band 2

Lowest Channel / 3MHz / QPSK

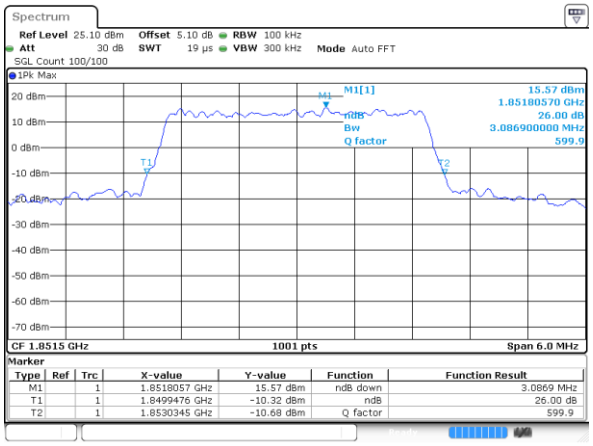

Lowest Channel / 3MHz / 16QAM

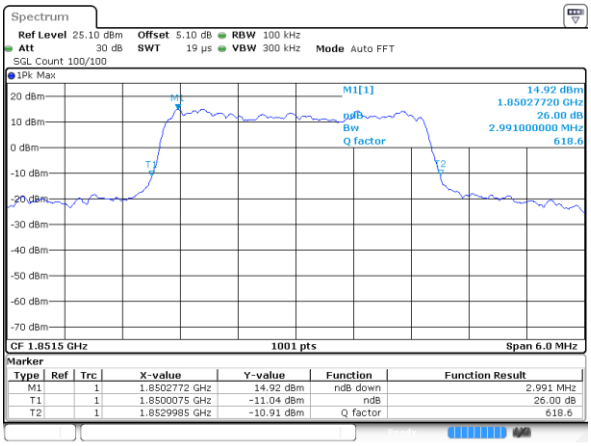

Middle Channel / 3MHz / QPSK

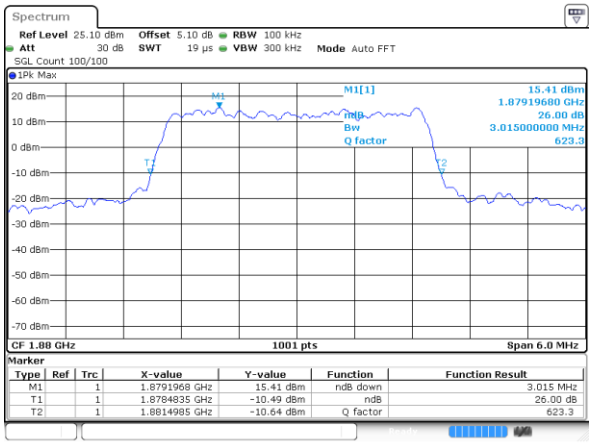

Middle Channel /3MHz / 16QAM

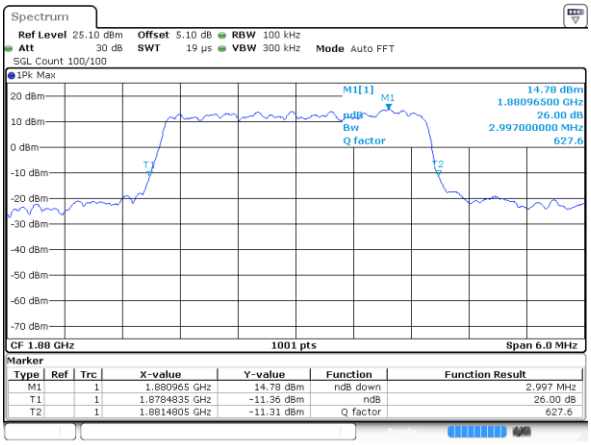

Highest Channel /3MHz / QPSK

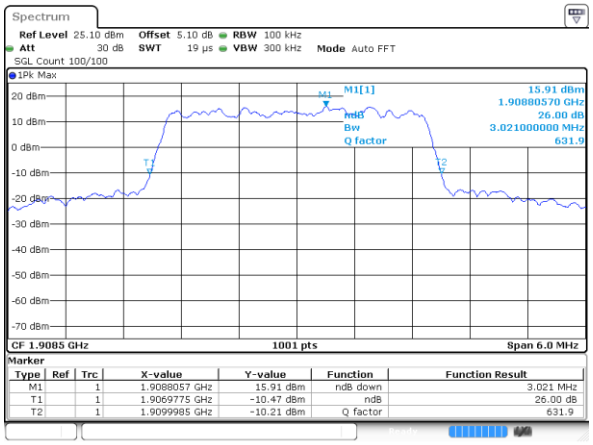

Highest Channel /3MHz / 16QAM

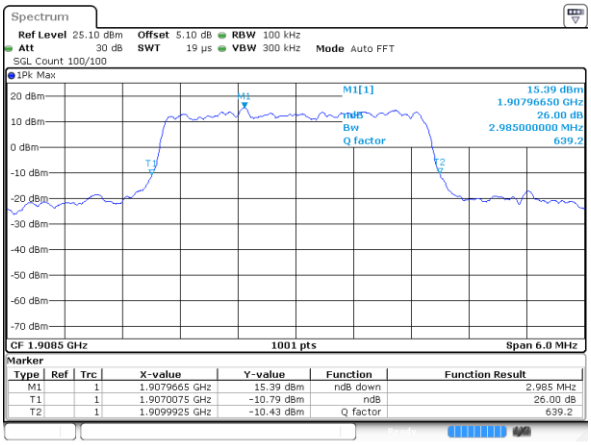

LTE Band 2

Lowest Channel / 5MHz / QPSK

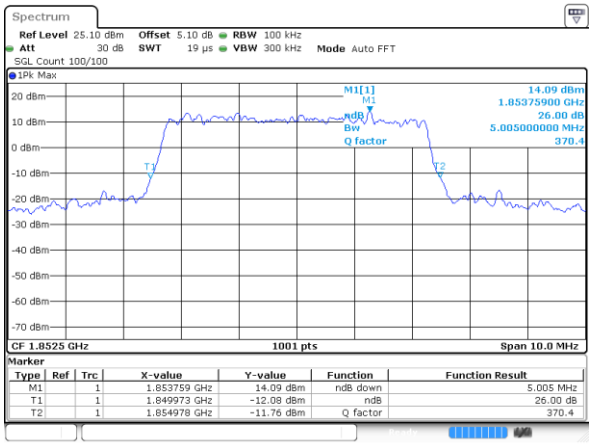

Lowest Channel / 5MHz / 16QAM

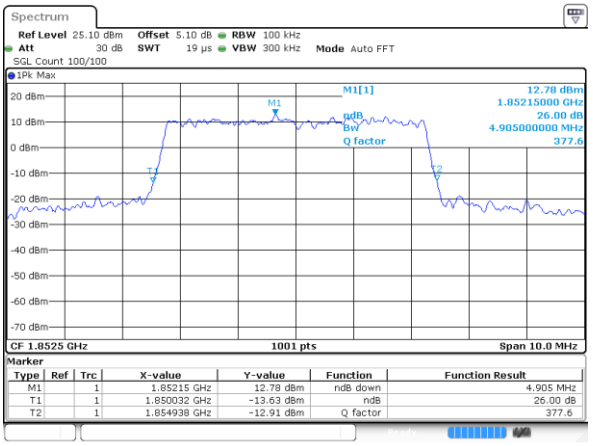

Middle Channel / 5MHz / QPSK

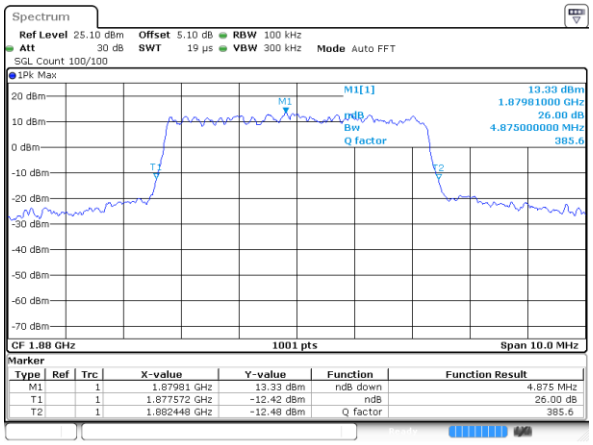

Middle Channel / 5MHz / 16QAM

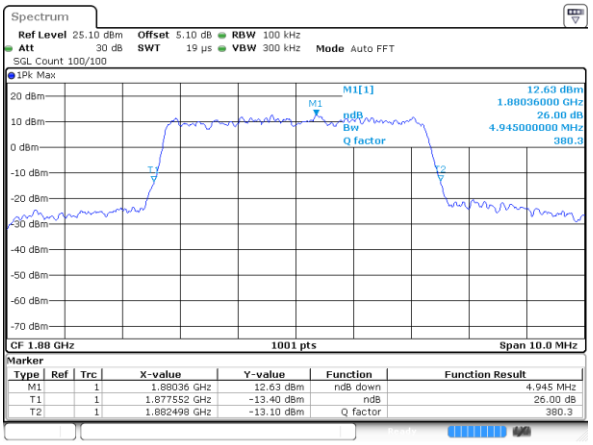

Highest Channel / 5MHz / QPSK

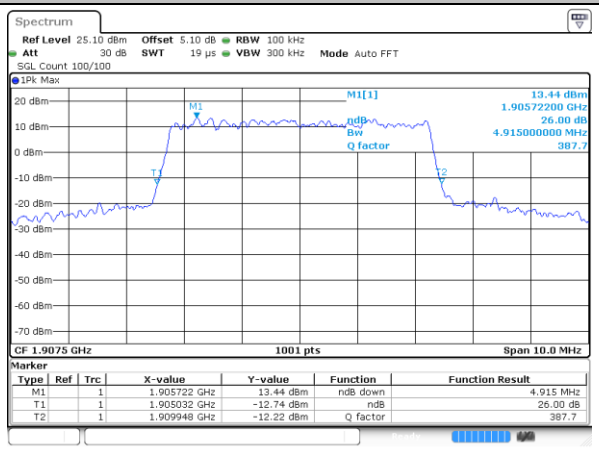

Highest Channel / 5MHz / 16QAM

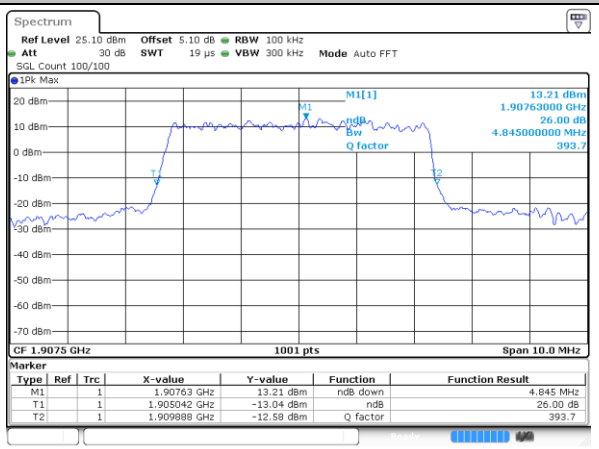

LTE Band 2

Lowest Channel / 10MHz / QPSK

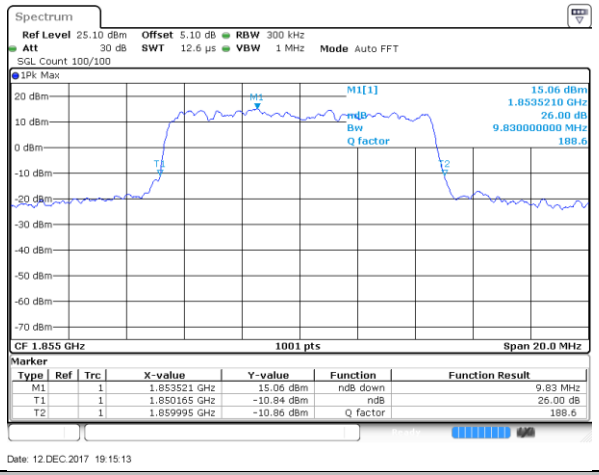

Lowest Channel / 10MHz / 16QAM

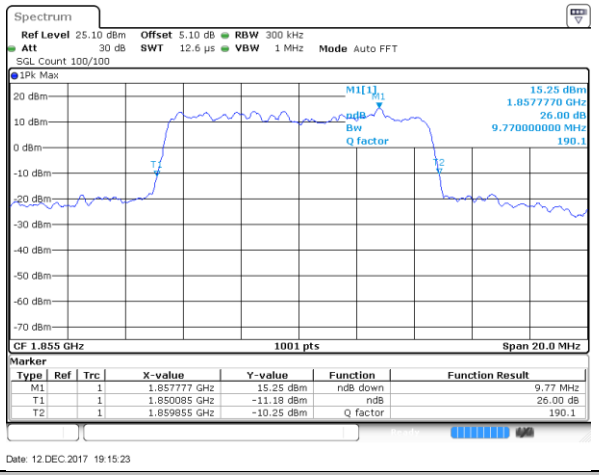

Middle Channel / 10MHz / QPSK

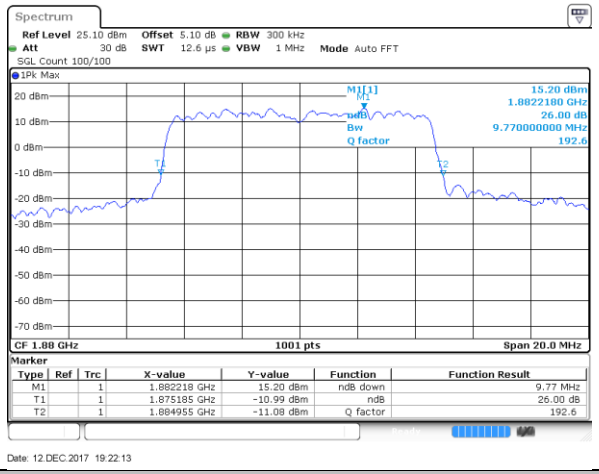

Middle Channel / 10MHz / 16QAM

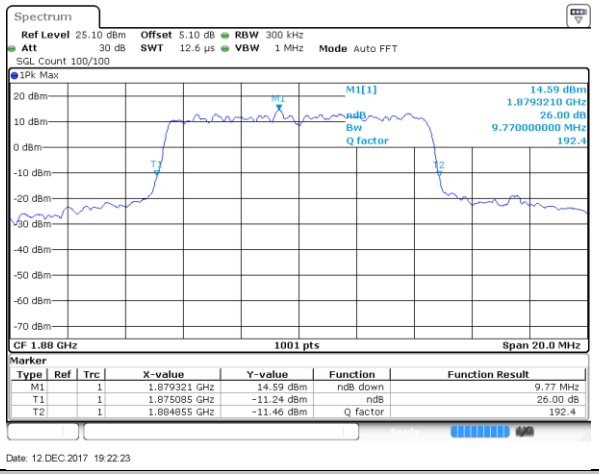

Highest Channel / 10MHz / QPSK

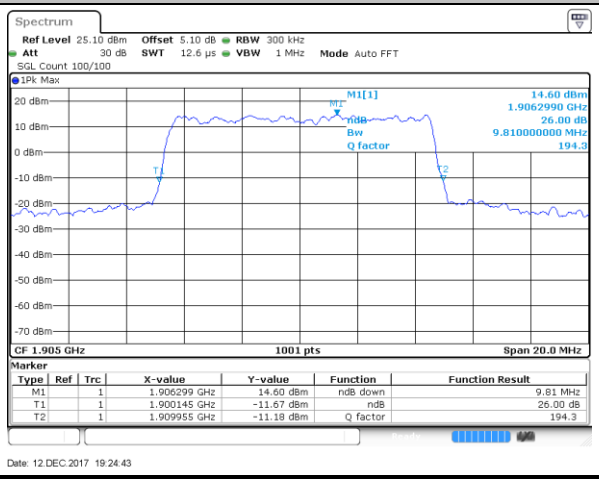
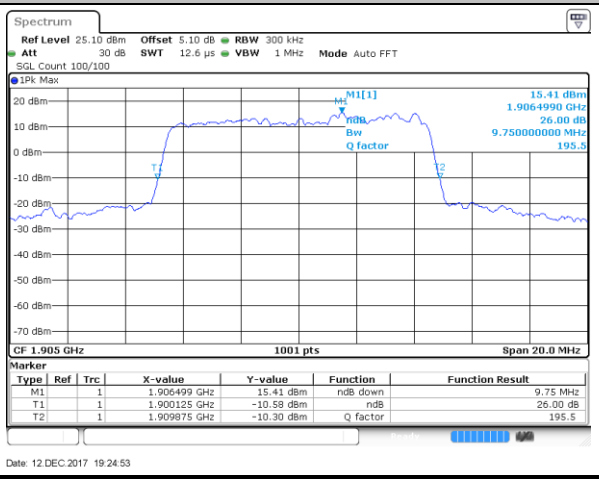
Highest Channel / 10MHz / 16QAM