System Performance Check Data(Head)

Type: Phone measurement (Complete)

Area scan resolution: dx=8mm,dy=8mm

Zoom scan resolution: dx=8mm, dy=8mm, dz=5mm

Date of measurement: 2015.6.3

Measurement duration: 13 minutes 27 seconds

A. Experimental conditions.

Phantom File	surf_sam_plan.txt
Phantom	Flat Plane
Device Position	
Band	835MHz
Channels	
Signal	CW

B. SAR Measurement Results

Band SAR

Frequency (MHz)	835.000000
Relative permittivity (real part)	41.362849
Conductivity (S/m)	0.913725
Power drift (%)	1.200000
Ambient Temperature:	22.9°C
Liquid Temperature:	22.1°C
ConvF:	6.73
Crest factor:	1:1

SURFACE SAR	VOLUME SAR
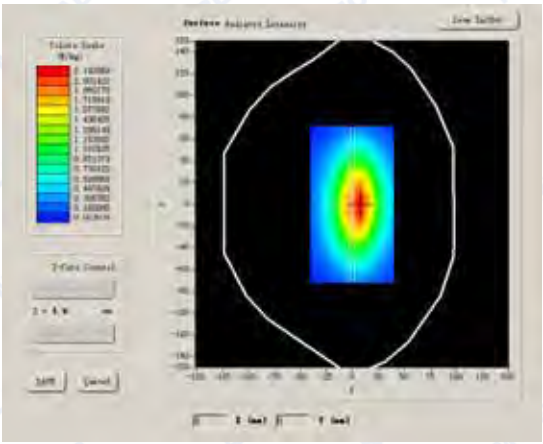	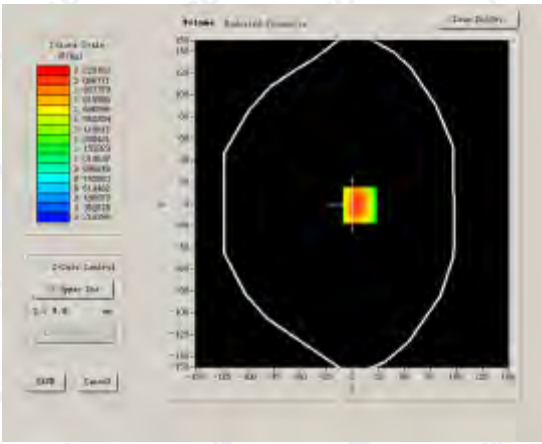

Maximum location: X=7.00, Y=-1.00

SAR 10g (W/Kg)	1.292731
SAR 1g (W/Kg)	2.387306

Z Axis Scan

Z (mm)	0.00	4.00	9.00	14.00	19.00	24.00	29.00
SAR (W/Kg)	0.0000	2.5209	1.6629	1.1437	0.8075	0.5889	0.4143

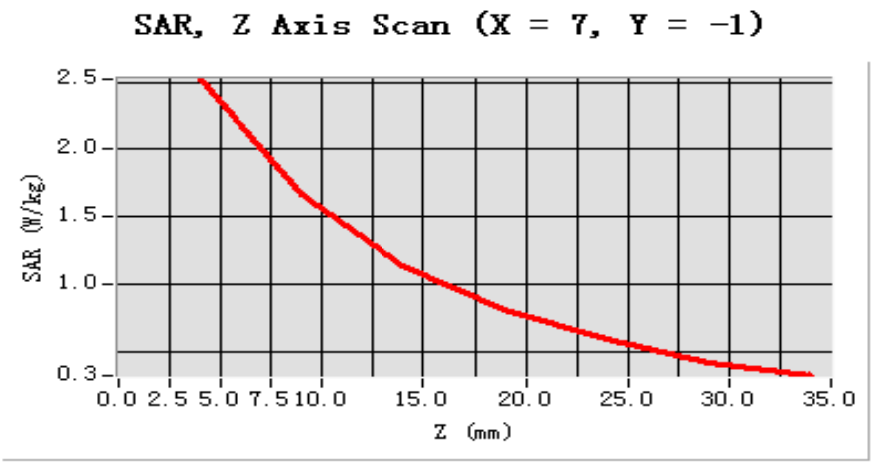

3D sceen shot	Hot spot position
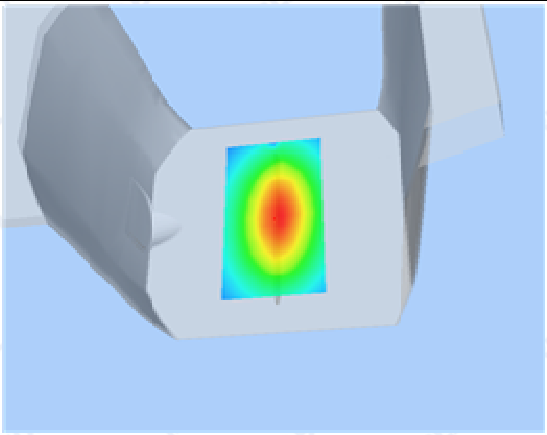	

System Performance Check Data(Body)

Type: Phone measurement (Complete)

Area scan resolution: dx=8mm,dy=8mm

Zoom scan resolution: dx=8mm, dy=8mm, dz=5mm

Date of measurement: 2015.6.3

Measurement duration: 13 minutes 30 seconds

A. Experimental conditions.

Phantom File	surf_sam_plan.txt
Phantom	Flat Plane
Device Position	
Band	835MHz
Channels	
Signal	CW

B. SAR Measurement Results

Band SAR

Frequency (MHz)	835.000000
Relative permittivity (real part)	55.691823
Conductivity (S/m)	0.973824
Power drift (%)	-0.810000
Ambient Temperature:	22.9°C
Liquid Temperature:	22.1°C
ConvF:	6.99
Crest factor:	1:1

SURFACE SAR	VOLUME SAR
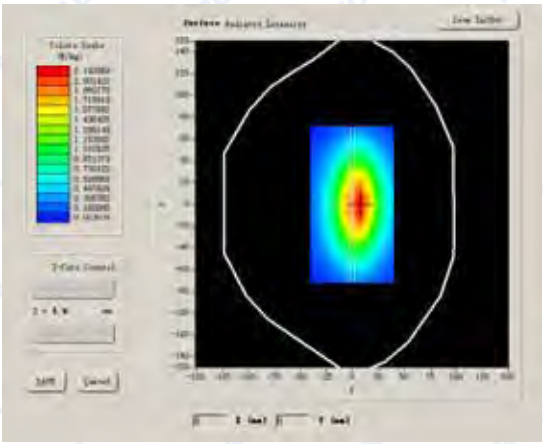	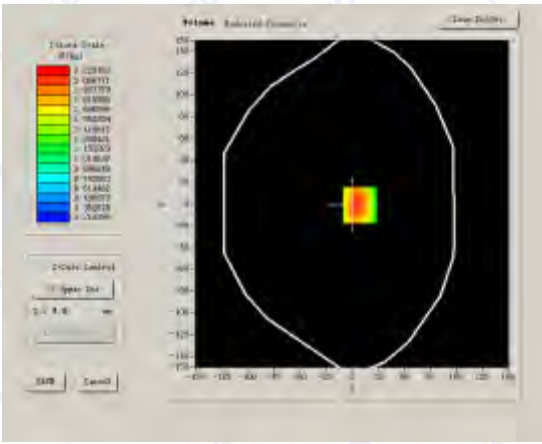

Maximum location: X=7.00, Y=-1.00

SAR 10g (W/Kg)	1.307264
SAR 1g (W/Kg)	2.451296

Z Axis Scan

Z (mm)	0.00	4.00	9.00	14.00	19.00	24.00	29.00
SAR (W/Kg)	0.0000	2.5209	1.6629	1.1437	0.8075	0.5889	0.4143

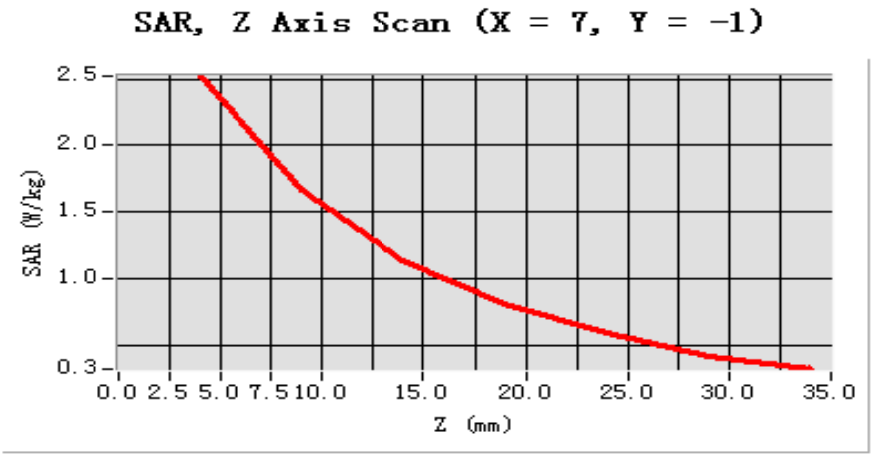

3D sceen shot	Hot spot position
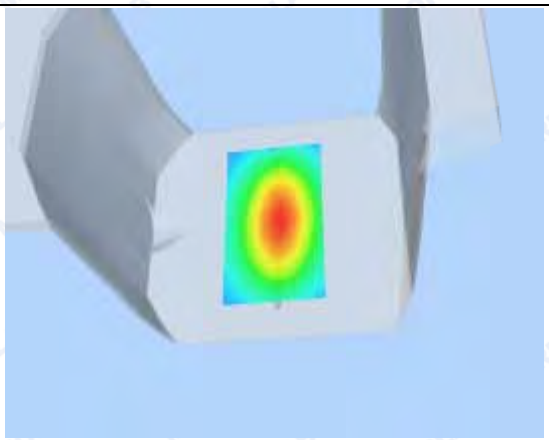	

System Performance Check Data(Body)

Type: Phone measurement (Complete)

Area scan resolution: dx=8mm,dy=8mm

Zoom scan resolution: dx=8mm, dy=8mm, dz=5mm

Date of measurement: 2015.6.4

Measurement duration: 13 minutes 31 seconds

A. Experimental conditions.

Phantom File	surf_sam_plan.txt
Phantom	Flat Plane
Device Position	
Band	1750MHz
Channels	
Signal	CW

B. SAR Measurement Results

Band SAR

Frequency (MHz)	1750.000000
Relative permittivity (real part)	53.560397
Conductivity (S/m)	1.468859
Power drift (%)	-0.840000
Ambient Temperature:	22.9°C
Liquid Temperature:	22.1°C
ConvF:	5.51
Crest factor:	1:1

SURFACE SAR	VOLUME SAR
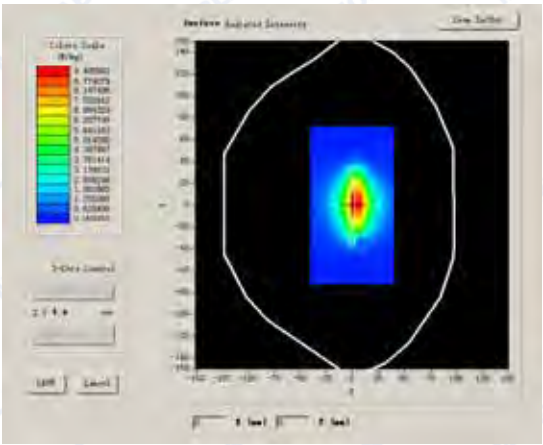	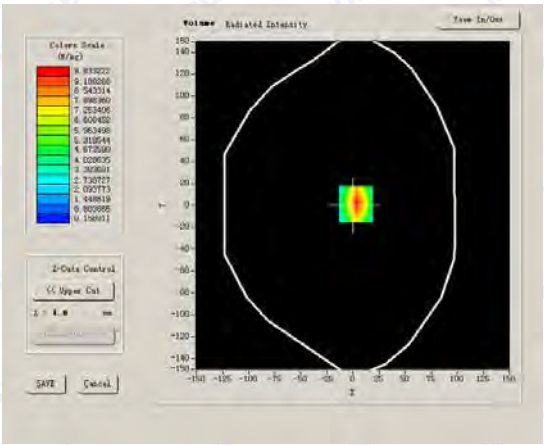

Maximum location: X=3.00, Y=1.00

SAR 10g (W/Kg)	4.941509
SAR 1g (W/Kg)	9.908057

Z Axis Scan

Z (mm)	0.00	4.00	9.00	14.00	19.00	24.00	29.00
SAR (W/Kg)	0.0000	10.0621	5.6445	3.6226	2.1642	1.4521	0.9078

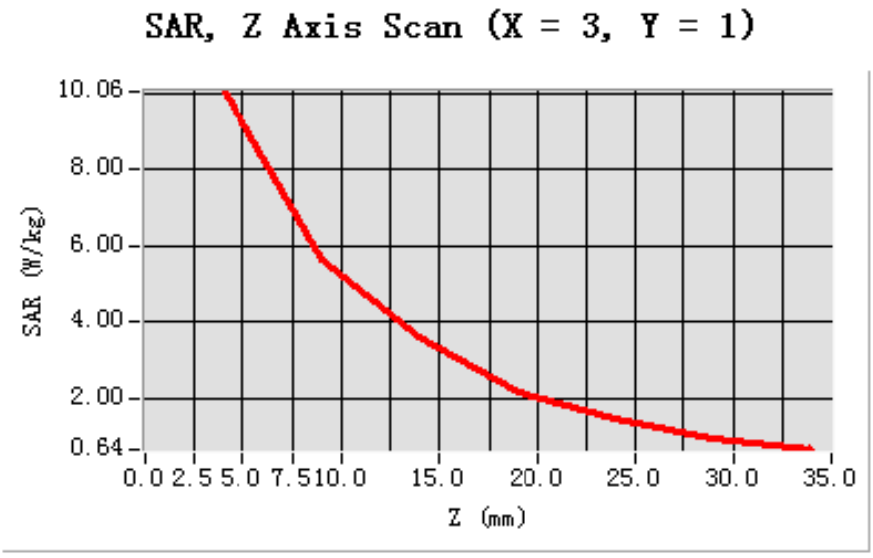

3D sceen shot	Hot spot position
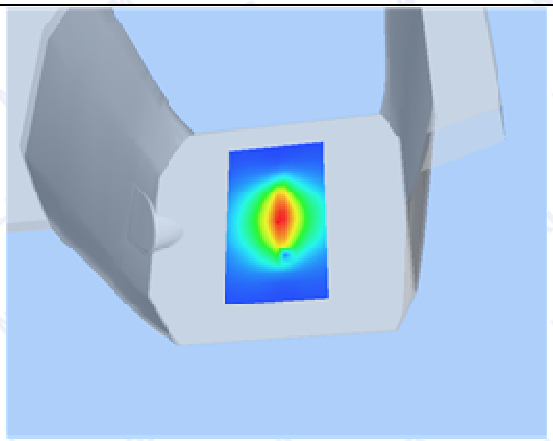	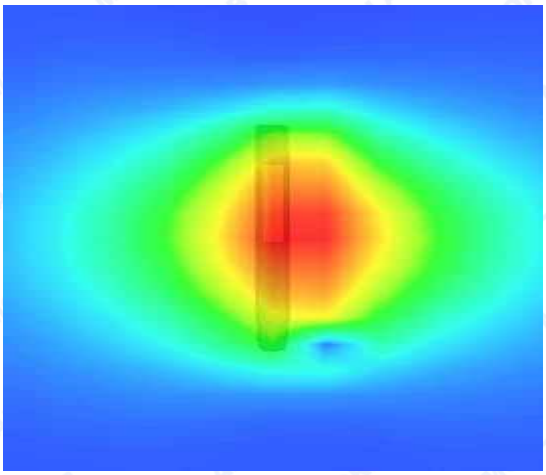

System Performance Check Data(Head)

Type: Phone measurement (Complete)

Area scan resolution: dx=8mm,dy=8mm

Zoom scan resolution: dx=8mm, dy=8mm, dz=5mm

Date of measurement: 2015.6.4

Measurement duration: 13 minutes 27 seconds

A. Experimental conditions.

Phantom File	surf_sam_plan.txt
Phantom	Flat Plane
Device Position	
Band	1900MHz
Channels	
Signal	CW

B. SAR Measurement Results

Band SAR

Frequency (MHz)	1900.000000
Relative permittivity (real part)	39.981672
Conductivity (S/m)	1.410935
Power drift (%)	0.670000
Ambient Temperature:	22.9°C
Liquid Temperature:	22.1°C
ConvF:	6.00
Crest factor:	1:1

SURFACE SAR	VOLUME SAR
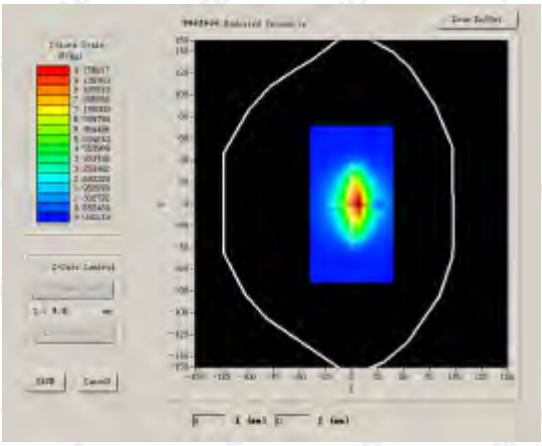	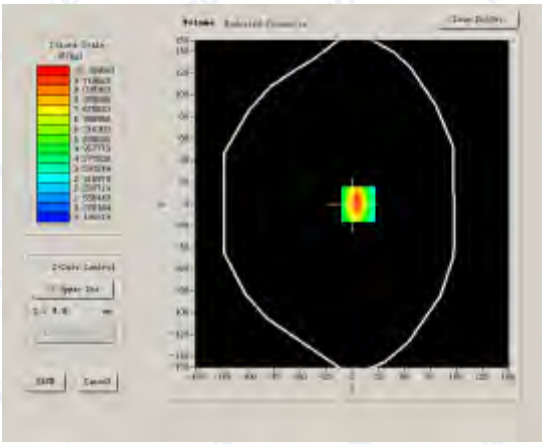

Maximum location: X=6.00, Y=0.00

SAR 10g (W/Kg)	6.353716
SAR 1g (W/Kg)	9.778234

Z Axis Scan

Z (mm)	0.00	4.00	9.00	14.00	19.00	24.00	29.00
SAR (W/Kg)	0.0000	10.6419	6.0043	3.7297	2.2606	1.5119	0.9792

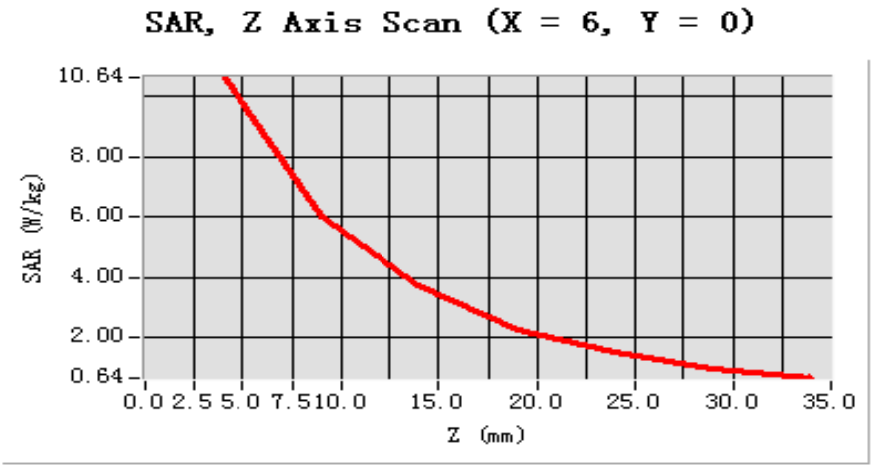

3D sceen shot	Hot spot position
	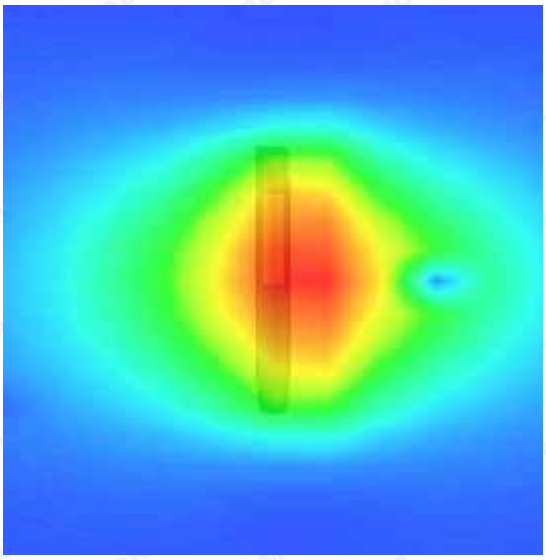

System Performance Check Data(Body)

Type: Phone measurement (Complete)

Area scan resolution: dx=8mm,dy=8mm

Zoom scan resolution: dx=8mm, dy=8mm, dz=5mm

Date of measurement: 2015.6.4

Measurement duration: 13 minutes 26 seconds

A. Experimental conditions.

Phantom File	surf_sam_plan.txt
Phantom	Flat Plane
Device Position	
Band	1900MHz
Channels	
Signal	CW

B. SAR Measurement Results

Band SAR

Frequency (MHz)	1900.000000
Relative permittivity (real part)	53.103824
Conductivity (S/m)	1.534291
Power drift (%)	-1.240000
Ambient Temperature:	22.9°C
Liquid Temperature:	22.1°C
ConvF:	6.17
Crest factor:	1:1

SURFACE SAR	VOLUME SAR
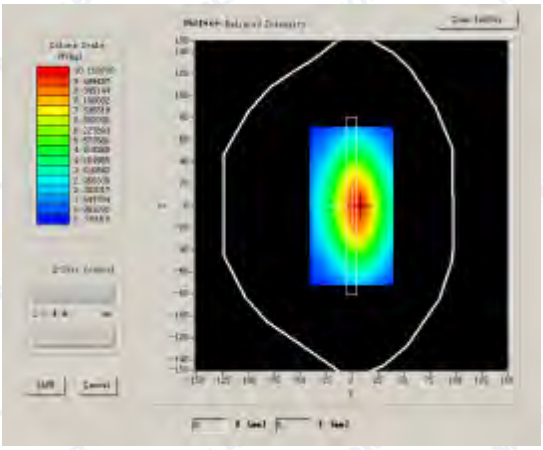	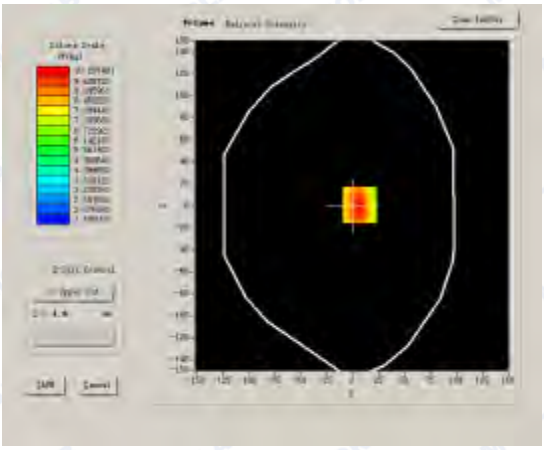

Maximum location: X=7.00, Y=1.00

SAR 10g (W/Kg)	6.742916
SAR 1g (W/Kg)	9.985627

Z Axis Scan

Z (mm)	0.00	4.00	9.00	14.00	19.00	24.00	29.00
SAR (W/Kg)	0.0000	10.2075	7.3996	5.4654	4.1101	3.1286	2.4128

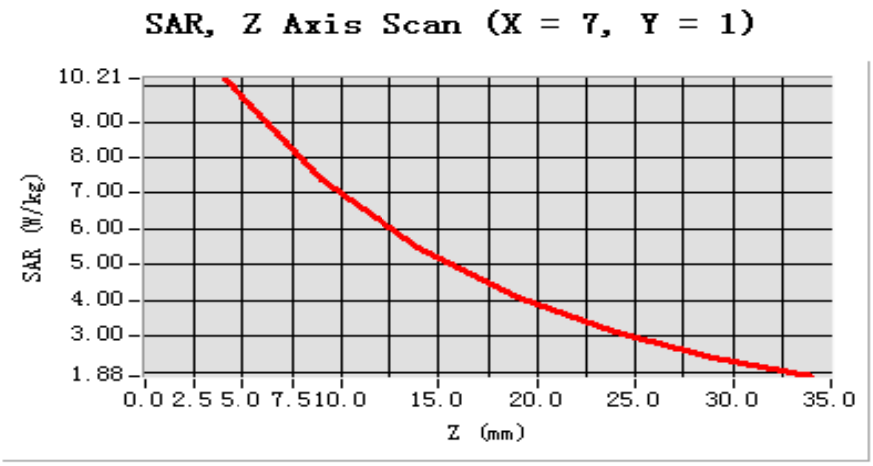

3D sceen shot	Hot spot position
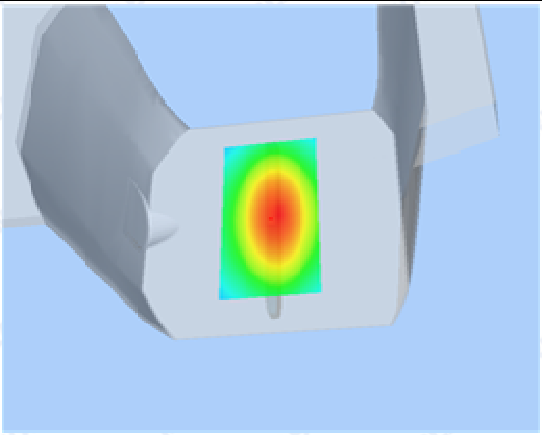	

System Performance Check Data(Head)

Type: Phone measurement (Complete)
Area scan resolution: dx=8mm,dy=8mm
Zoom scan resolution: dx=5mm, dy=5mm, dz=5mm
Date of measurement: 2015.6.5
Measurement duration: 13 minutes 27 seconds

A. Experimental conditions.

Phantom File	surf_sam_plan.txt
Phantom	Validation plane
Device Position	
Band	2450MHz
Channels	
Signal	CW

B. SAR Measurement Results

Band SAR

Frequency (MHz)	2450.000000
Relative permittivity (real part)	39.114268
Conductivity (S/m)	1.793824
Power Drift (%)	0.520000
Ambient Temperature:	22.9°C
Liquid Temperature:	22.1°C
ConvF:	4.80
Crest factor:	1:1

SURFACE SAR	VOLUME SAR
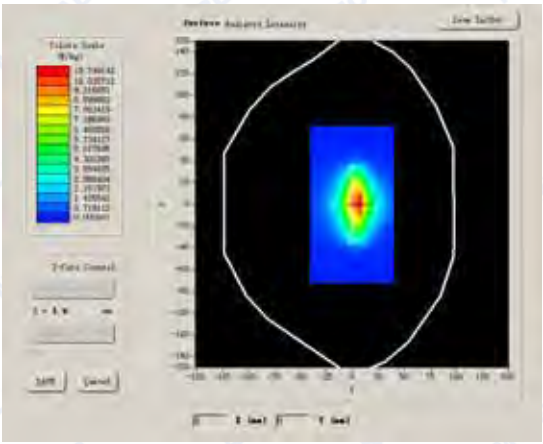	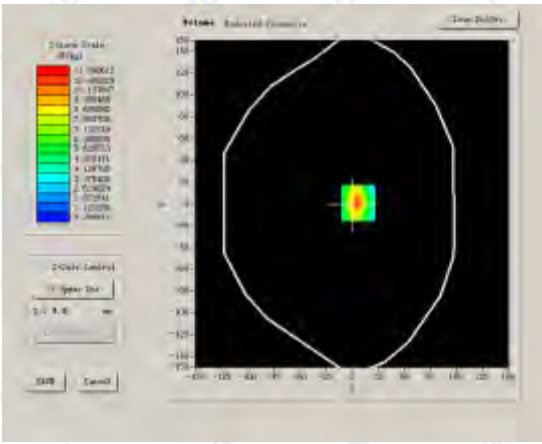

Maximum location: X=6.00, Y=1.00

SAR 10g (W/Kg)	7.668237
SAR 1g (W/Kg)	12.836729

Z Axis Scan

Z (mm)	0.00	4.00	9.00	14.00	19.00	24.00	29.00
SAR (W/Kg)	0.0000	11.9115	6.2096	3.8187	2.4504	1.5036	1.0219

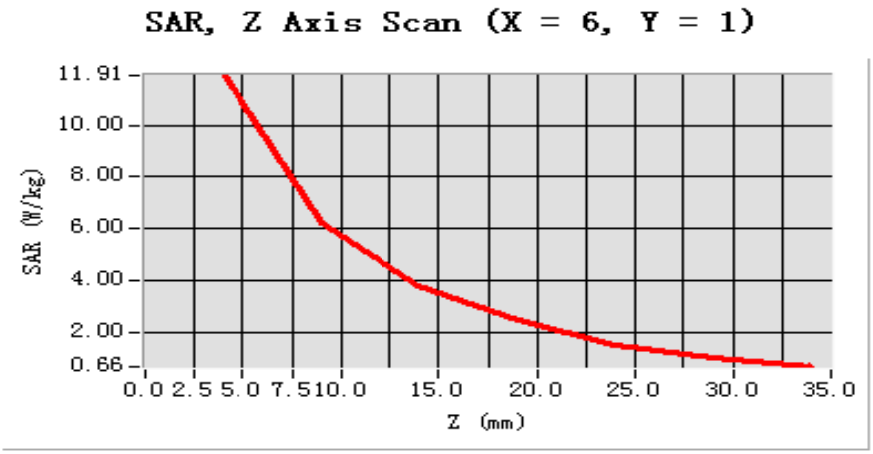

3D sceen shot	Hot spot position
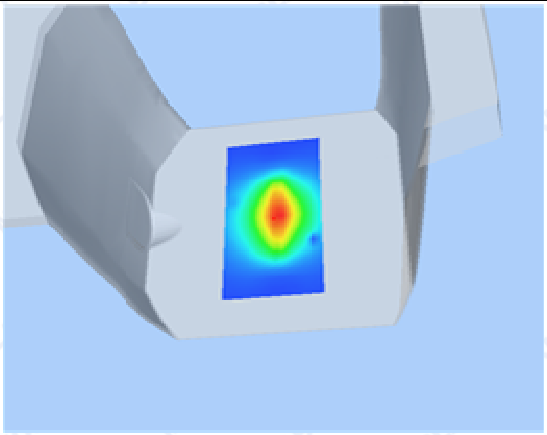	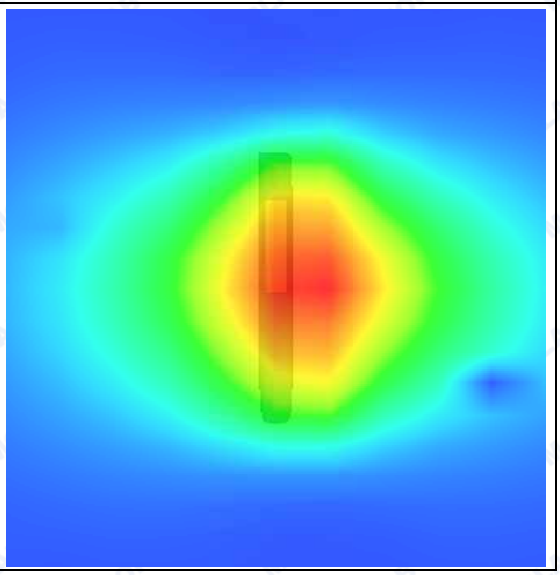

System Performance Check Data(Body)

Type: Phone measurement (Complete)

Area scan resolution: dx=8mm,dy=8mm

Zoom scan resolution: dx=5mm, dy=5mm, dz=5mm

Date of measurement: 2015.6.5

Measurement duration: 13 minutes 27 seconds

A. Experimental conditions.

Phantom File	surf_sam_plan.txt
Phantom	Validation plane
Device Position	
Band	2450MHz
Channels	
Signal	CW

B. SAR Measurement Results

Band SAR

Frequency (MHz)	2450.000000
Relative permittivity (real part)	52.519342
Conductivity (S/m)	1.935672
Power Drift (%)	0.630000
Ambient Temperature:	22.9°C
Liquid Temperature:	22.1°C
ConvF:	4.96
Crest factor:	1:1

SURFACE SAR	VOLUME SAR
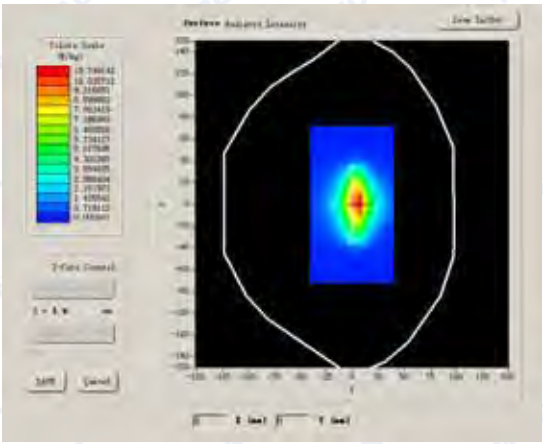	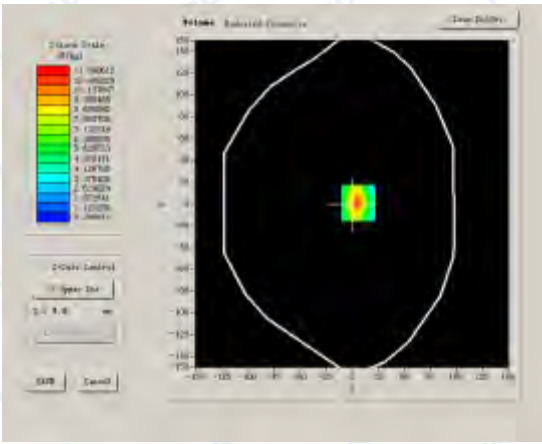

Maximum location: X=-1.00, Y=-50.00

SAR 10g (W/Kg)	7.205168
SAR 1g (W/Kg)	12.926381

Z Axis Scan

Z (mm)	0.00	4.00	9.00	14.00	19.00
SAR (W/Kg)	0.0000	13.1279	6.8312	3. 5991	1.3473

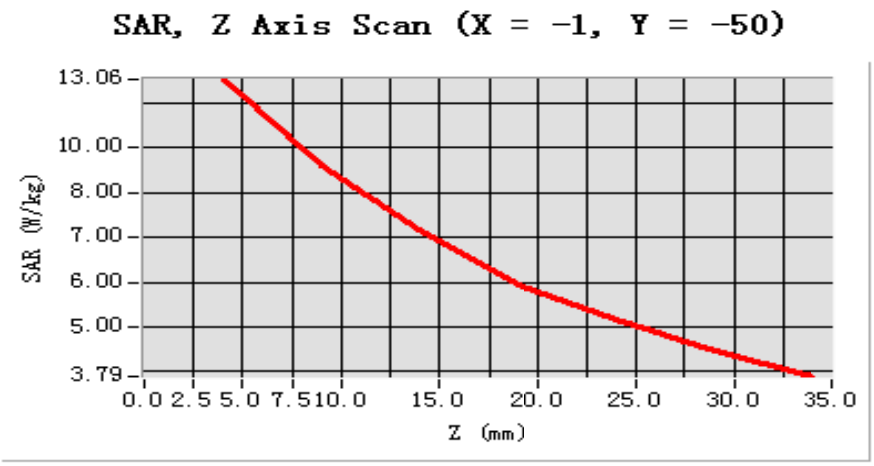
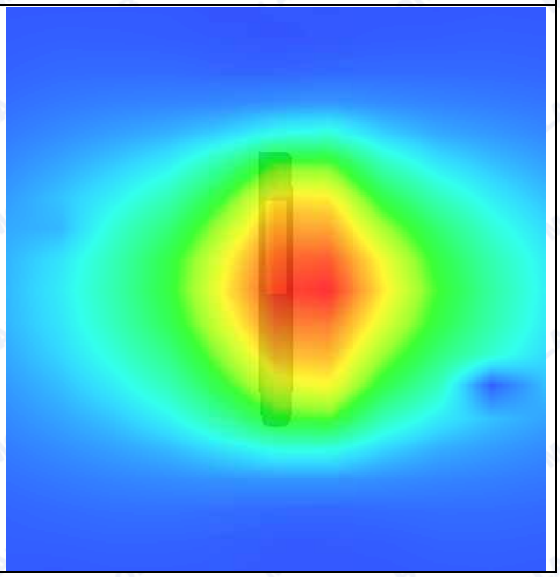
3D sceen shot	Hot spot position