LTE Band 5

Channel Bandwidth: 10MHz

Channel	20450	RB Size 1	RB Offset 0	Channel	20450	RB Size 50	RB Offset 0

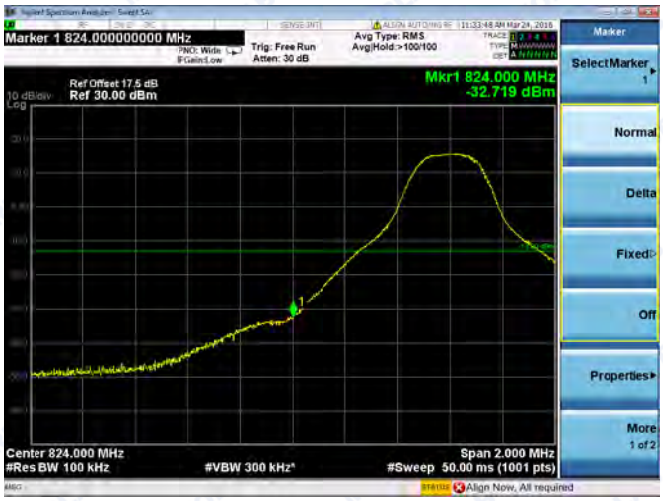

Channel Bandwidth: 10MHz

Channel	20600	RB Size 1	RB Offset 49	Channel	20600	RB Size 50	RB Offset 0

LTE Band 7			
Channel Bandwidth: 5MHz X=4.987Hz			
Channel	20775	RB Size 1	RB Offset 0

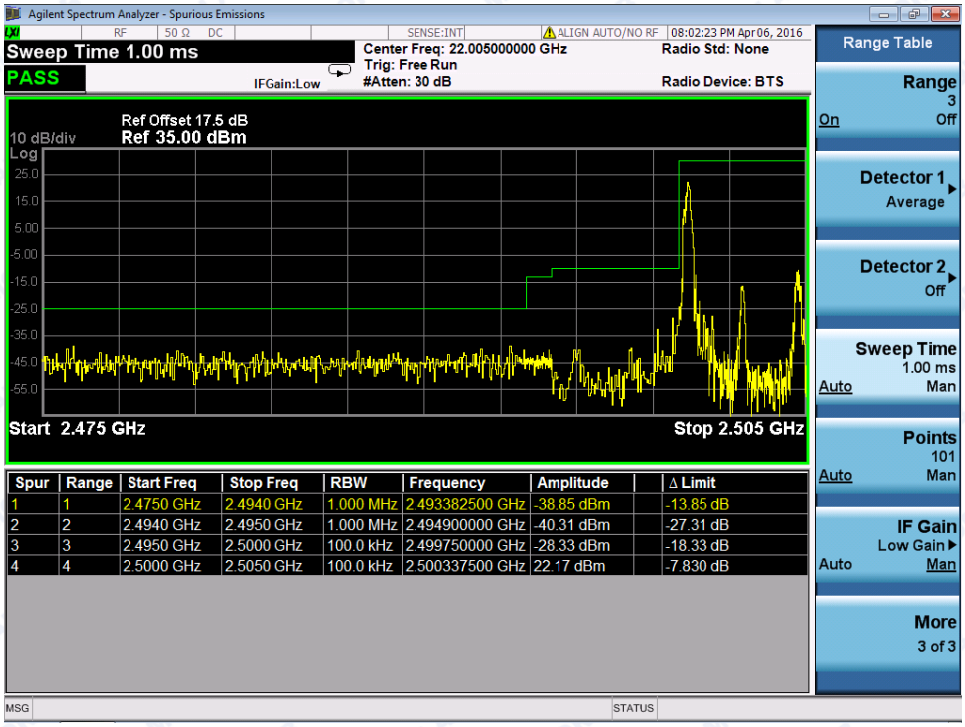

Spur	Range	Start Freq	Stop Freq	RBW	Frequency	Amplitude		Δ Limit
1	1	2.4750 GHz	2.4940 GHz	1.000 MHz	2.493382500 GHz	-38.85 dBm		-13.85 dB
2	2	2.4940 GHz	2.4950 GHz	1.000 MHz	2.494900000 GHz	-40.31 dBm		-27.31 dB
3	3	2.4950 GHz	2.5000 GHz	100.0 kHz	2.499750000 GHz	-28.33 dBm		-18.33 dB
4	4	2.5000 GHz	2.5050 GHz	100.0 kHz	2.500337500 GHz	22.17 dBm		-7.830 dB

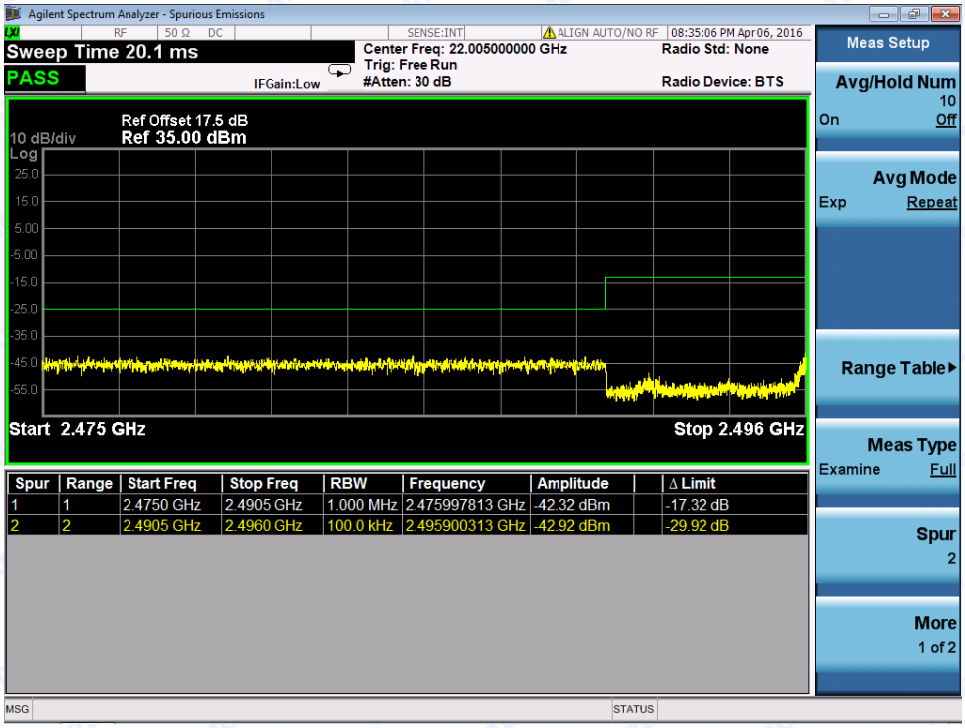

Spur	Range	Start Freq	Stop Freq	RBW	Frequency	Amplitude		Δ Limit
1	1	2.4750 GHz	2.4905 GHz	1.000 MHz	2.475997813 GHz	-42.32 dBm		-17.32 dB
2	2	2.4905 GHz	2.4960 GHz	100.0 kHz	2.495900313 GHz	-42.92 dBm		-29.92 dB

LTE Band 7			
Channel Bandwidth: 5MHz X=4.987MHz			
Channel	20775	RB Size 25	RB Offset 0

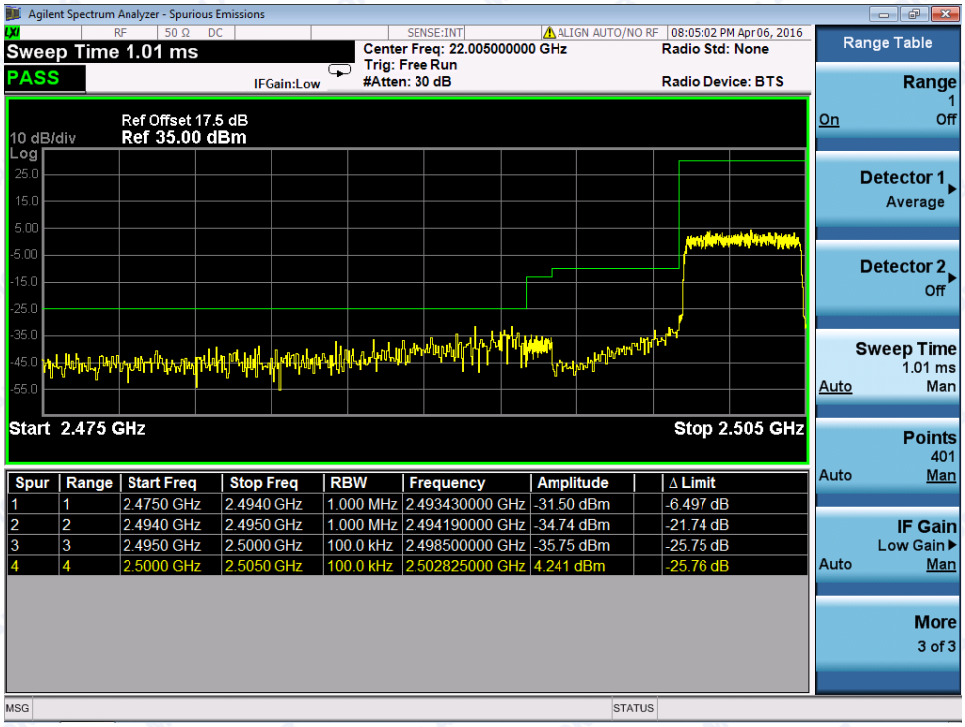

Spur	Range	Start Freq	Stop Freq	RBW	Frequency	Amplitude		Δ Limit
1	1	2.4750 GHz	2.4940 GHz	1.000 MHz	2.493430000 GHz	-31.50 dBm		-6.497 dB
2	2	2.4940 GHz	2.4950 GHz	1.000 MHz	2.494190000 GHz	-34.74 dBm		-21.74 dB
3	3	2.4950 GHz	2.5000 GHz	100.0 kHz	2.498500000 GHz	-35.75 dBm		-25.75 dB
4	4	2.5000 GHz	2.5050 GHz	100.0 kHz	2.502825000 GHz	4.241 dBm		-25.76 dB

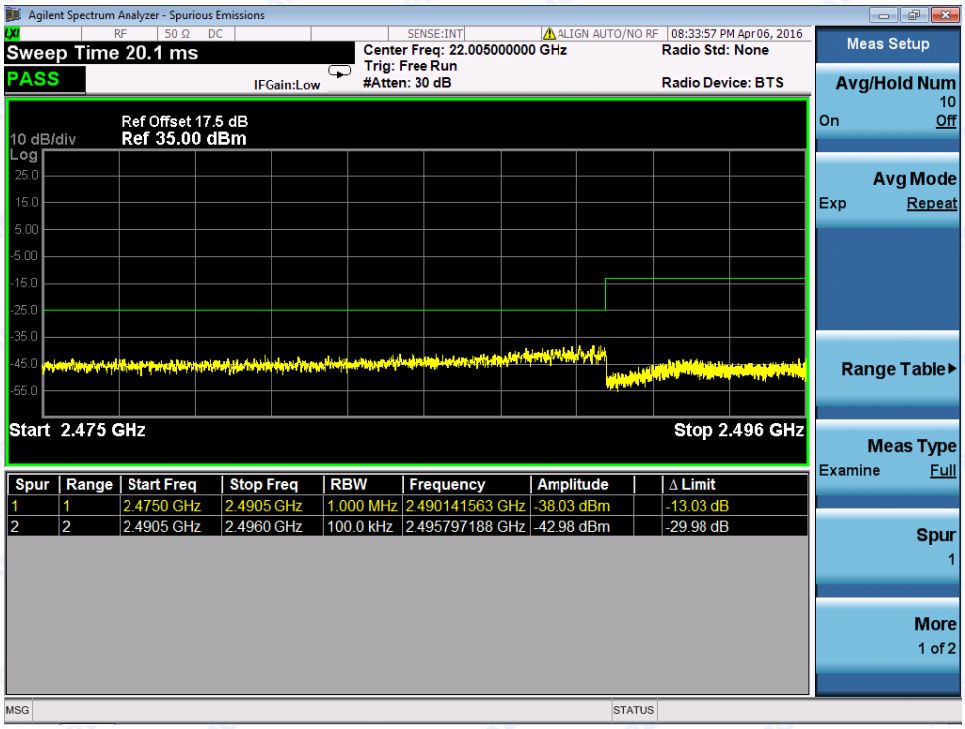

Spur	Range	Start Freq	Stop Freq	RBW	Frequency	Amplitude		Δ Limit
1	1	2.4750 GHz	2.4905 GHz	1.000 MHz	2.490141563 GHz	-38.03 dBm		-13.03 dB
2	2	2.4905 GHz	2.4960 GHz	100.0 kHz	2.495797188 GHz	-42.98 dBm		-29.98 dB

LTE Band 7

Channel Bandwidth: 5MHz X=4.979MHz

Channel	21425	RB Size 1	RB Offset 24

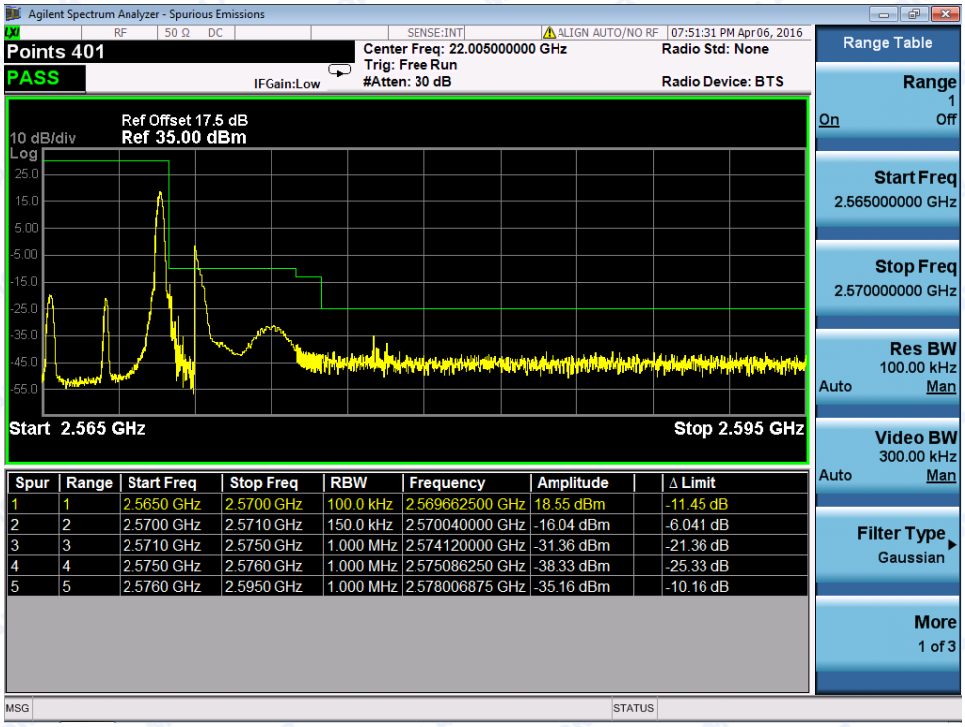

Spur	Range	Start Freq	Stop Freq	RBW	Frequency	Amplitude		Δ Limit
1	1	2.5650 GHz	2.5700 GHz	100.0 kHz	2.569662500 GHz	18.55 dBm		-11.45 dB
2	2	2.5700 GHz	2.5710 GHz	150.0 kHz	2.570040000 GHz	-16.04 dBm		-6.041 dB
3	3	2.5710 GHz	2.5750 GHz	1.000 MHz	2.574120000 GHz	-31.36 dBm		-21.36 dB
4	4	2.5750 GHz	2.5760 GHz	1.000 MHz	2.575086250 GHz	-38.33 dBm		-25.33 dB
5	5	2.5760 GHz	2.5950 GHz	1.000 MHz	2.578006875 GHz	-35.16 dBm		-10.16 dB

Channel	21425	RB Size 25	RB Offset 0

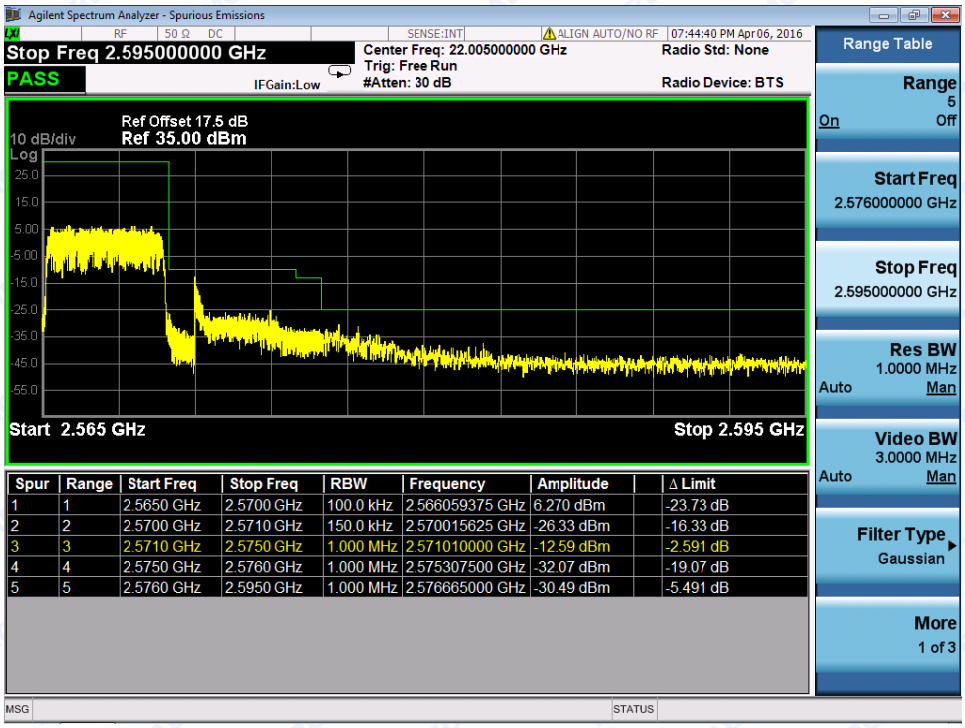

Spur	Range	Start Freq	Stop Freq	RBW	Frequency	Amplitude		Δ Limit
1	1	2.5650 GHz	2.5700 GHz	100.0 kHz	2.566059375 GHz	6.270 dBm		-23.73 dB
2	2	2.5700 GHz	2.5710 GHz	150.0 kHz	2.570015625 GHz	-26.33 dBm		-16.33 dB
3	3	2.5710 GHz	2.5750 GHz	1.000 MHz	2.571010000 GHz	-12.59 dBm		-2.591 dB
4	4	2.5750 GHz	2.5760 GHz	1.000 MHz	2.575307500 GHz	-32.07 dBm		-19.07 dB
5	5	2.5760 GHz	2.5950 GHz	1.000 MHz	2.576665000 GHz	-30.49 dBm		-5.491 dB

LTE Band 7			
Channel Bandwidth: 10MHz X=9.737MHz			
Channel	20800	RB Size 1	RB Offset 0

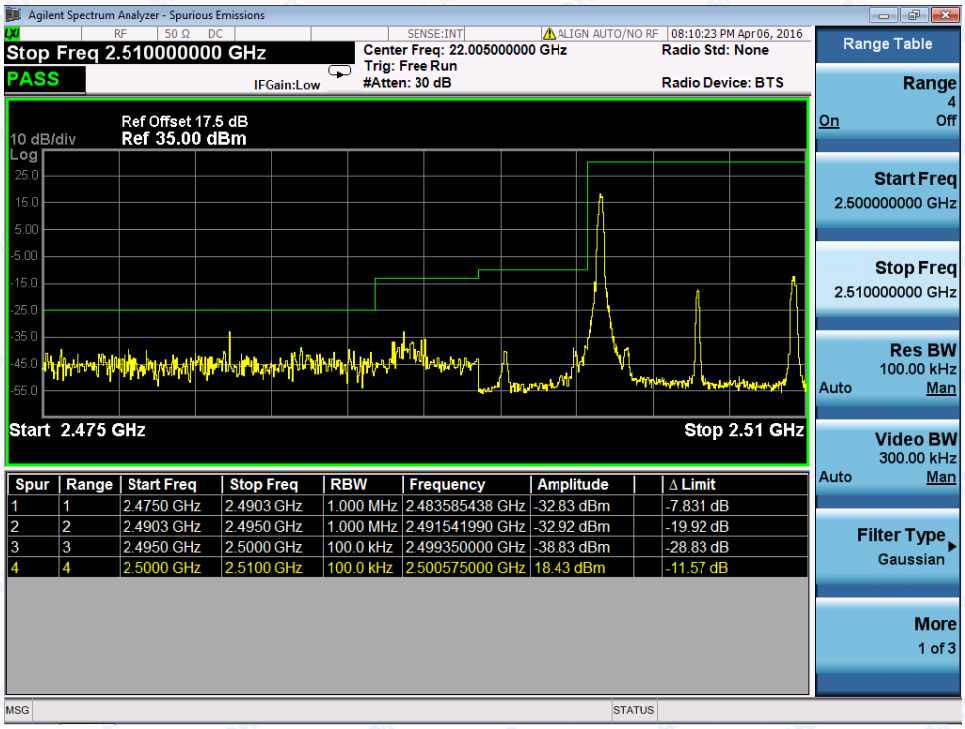

Spur	Range	Start Freq	Stop Freq	RBW	Frequency	Amplitude	Δ Limit
1	1	2.4750 GHz	2.4903 GHz	1.000 MHz	2.483585438 GHz	-32.83 dBm	-7.831 dB
2	2	2.4903 GHz	2.4950 GHz	1.000 MHz	2.491541990 GHz	-32.92 dBm	-19.92 dB
3	3	2.4950 GHz	2.5000 GHz	100.0 kHz	2.499350000 GHz	-38.83 dBm	-28.83 dB
4	4	2.5000 GHz	2.5100 GHz	100.0 kHz	2.500575000 GHz	18.43 dBm	-11.57 dB

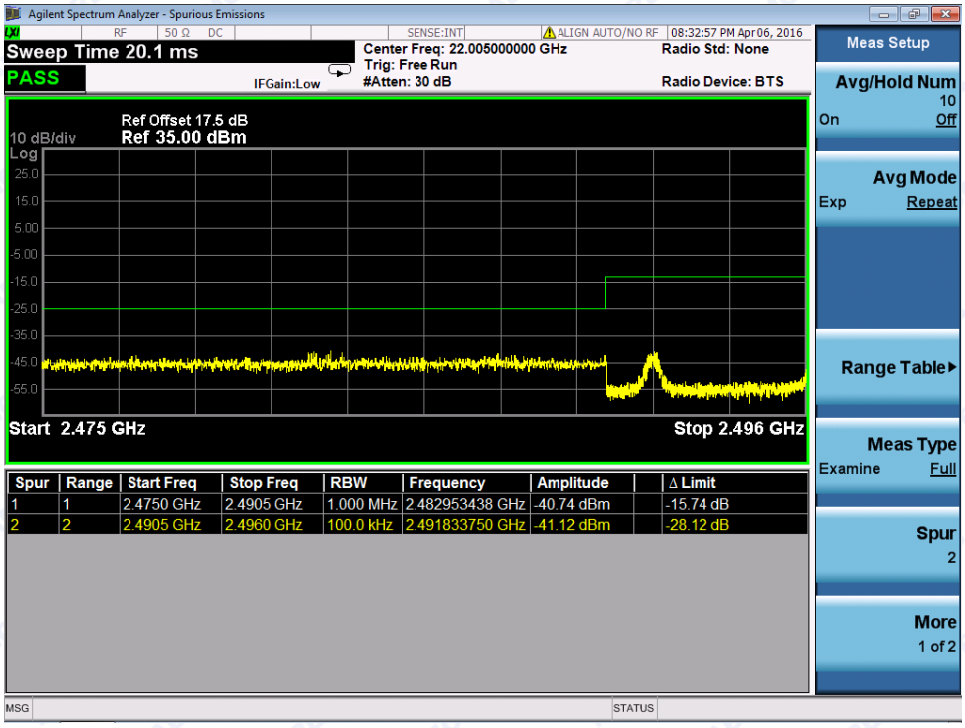

Spur	Range	Start Freq	Stop Freq	RBW	Frequency	Amplitude	Δ Limit
1	1	2.4750 GHz	2.4905 GHz	1.000 MHz	2.482953438 GHz	-40.74 dBm	-15.74 dB
2	2	2.4905 GHz	2.4960 GHz	100.0 kHz	2.491833750 GHz	-41.12 dBm	-28.12 dB

LTE Band 7			
Channel Bandwidth: 10MHz X=9.737 MHz			
Channel	20800	RB Size 50	RB Offset 0

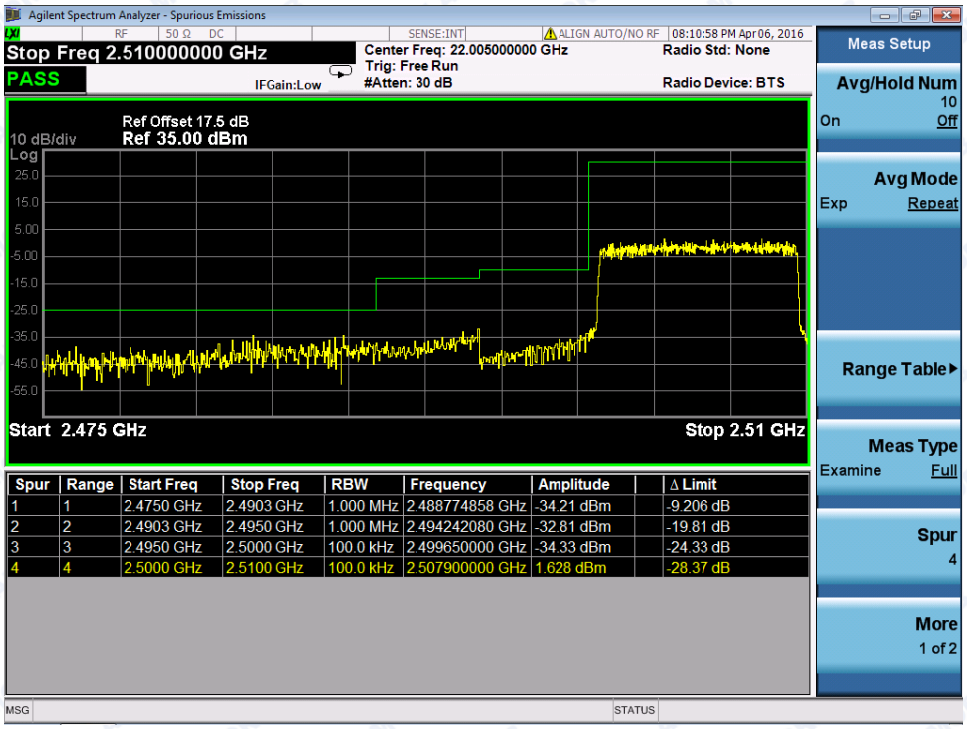

Spur	Range	Start Freq	Stop Freq	RBW	Frequency	Amplitude		Δ Limit
1	1	2.4750 GHz	2.4903 GHz	1.000 MHz	2.488774858 GHz	-34.21 dBm		-9.206 dB
2	2	2.4903 GHz	2.4950 GHz	1.000 MHz	2.494242080 GHz	-32.81 dBm		-19.81 dB
3	3	2.4950 GHz	2.5000 GHz	100.0 kHz	2.499650000 GHz	-34.33 dBm		-24.33 dB
4	4	2.5000 GHz	2.5100 GHz	100.0 kHz	2.507900000 GHz	1.628 dBm		-28.37 dB

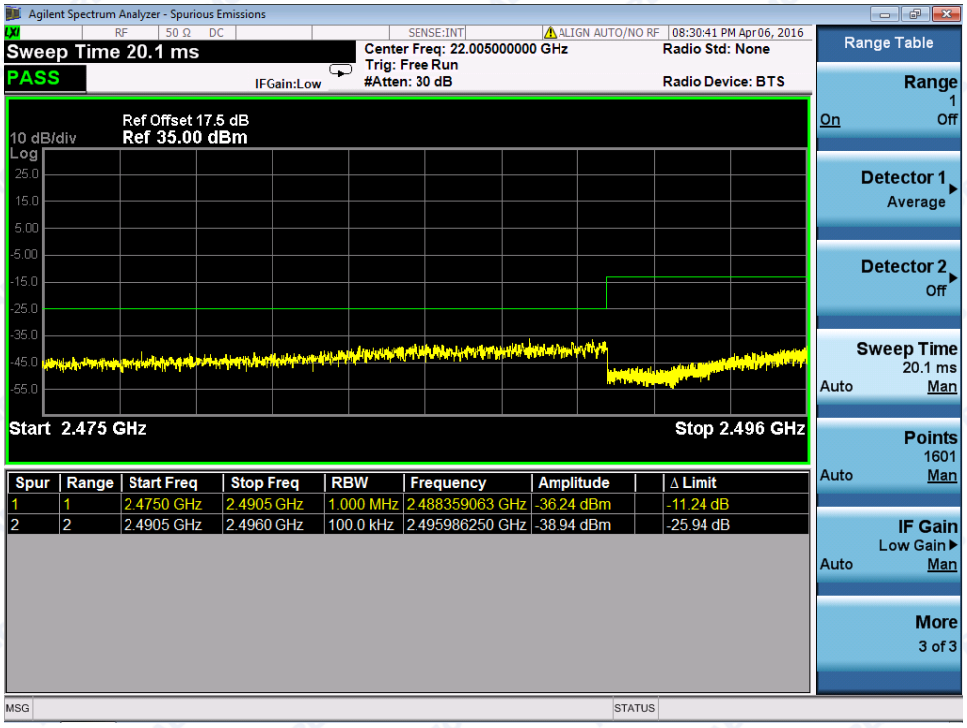

Spur	Range	Start Freq	Stop Freq	RBW	Frequency	Amplitude		Δ Limit
1	1	2.4750 GHz	2.4905 GHz	1.000 MHz	2.488359063 GHz	-36.24 dBm		-11.24 dB
2	2	2.4905 GHz	2.4960 GHz	100.0 kHz	2.495986250 GHz	-38.94 dBm		-25.94 dB

LTE Band 7			
Channel Bandwidth: 10MHz X=9.945 MHz			
Channel	21400	RB Size 1	RB Offset 49

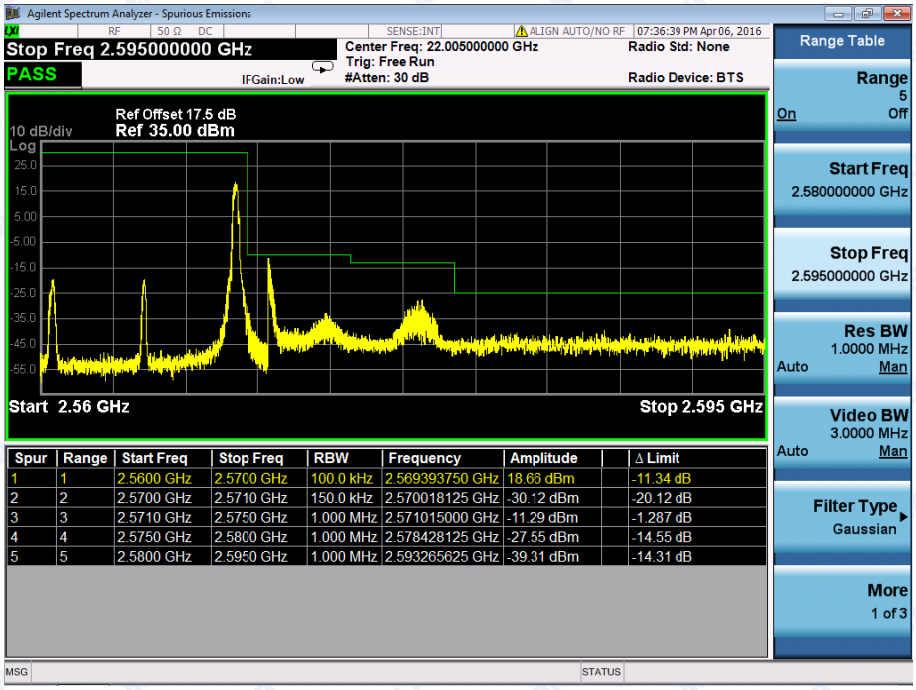

Spur	Range	Start Freq	Stop Freq	RBW	Frequency	Amplitude	Δ Limit
1	1	2.5600 GHz	2.5700 GHz	100.0 kHz	2.569393750 GHz	18.66 dBm	-11.34 dB
2	2	2.5700 GHz	2.5710 GHz	150.0 kHz	2.570018125 GHz	-30.12 dBm	-20.12 dB
3	3	2.5710 GHz	2.5750 GHz	1.000 MHz	2.571015000 GHz	-11.29 dBm	-1.287 dB
4	4	2.5750 GHz	2.5800 GHz	1.000 MHz	2.578428125 GHz	-27.55 dBm	-14.55 dB
5	5	2.5800 GHz	2.5950 GHz	1.000 MHz	2.593265625 GHz	-39.31 dBm	-14.31 dB

Channel	21400	RB Size 50	RB Offset 0

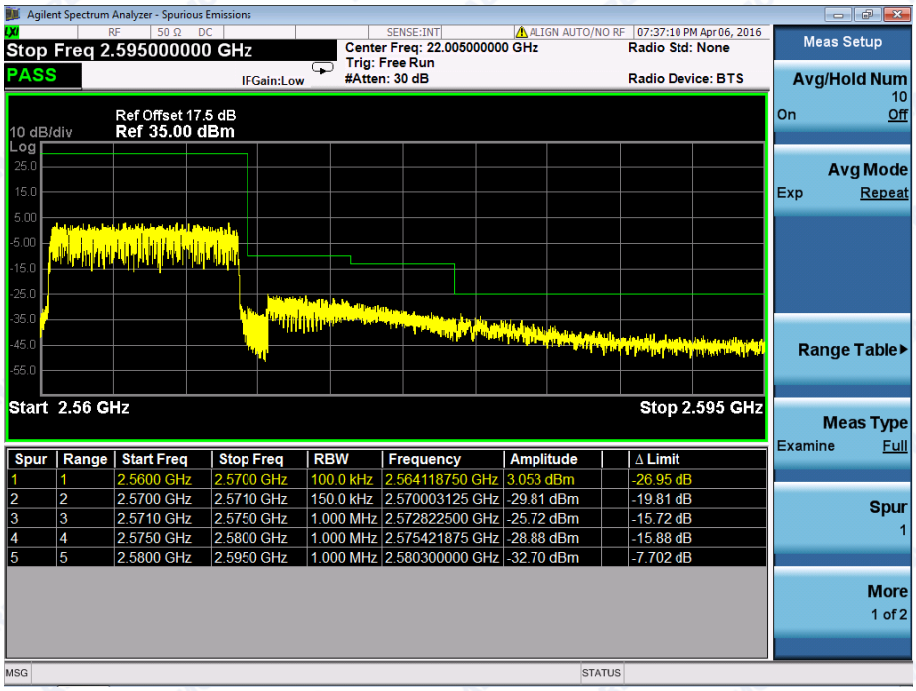

Spur	Range	Start Freq	Stop Freq	RBW	Frequency	Amplitude	Δ Limit
1	1	2.5600 GHz	2.5700 GHz	100.0 kHz	2.564118750 GHz	3.053 dBm	-26.95 dB
2	2	2.5700 GHz	2.5710 GHz	150.0 kHz	2.570003125 GHz	-29.81 dBm	-19.81 dB
3	3	2.5710 GHz	2.5750 GHz	1.000 MHz	2.572822500 GHz	-25.72 dBm	-15.72 dB
4	4	2.5750 GHz	2.5800 GHz	1.000 MHz	2.575421875 GHz	-28.88 dBm	-15.88 dB
5	5	2.5800 GHz	2.5950 GHz	1.000 MHz	2.580300000 GHz	-32.70 dBm	-7.702 dB

LTE Band 7			
Channel Bandwidth: 15MHz X=14.56 MHz			
Channel	20825	RB Size 1	RB Offset 0

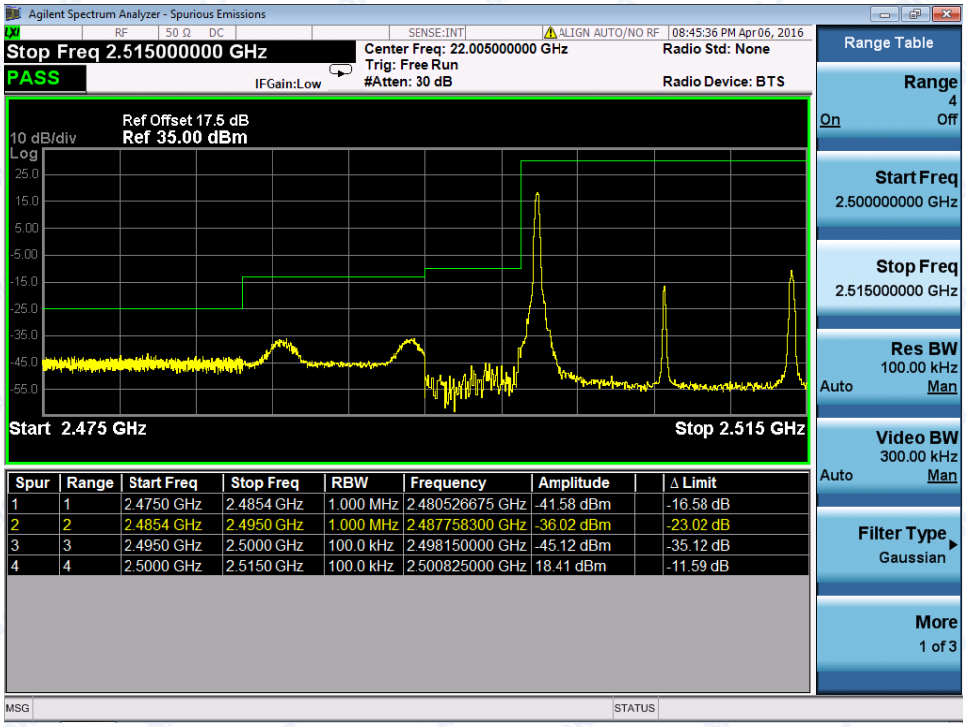

Spur	Range	Start Freq	Stop Freq	RBW	Frequency	Amplitude	Δ Limit
1	1	2.4750 GHz	2.4854 GHz	1.000 MHz	2.480526675 GHz	-41.58 dBm	-16.58 dB
2	2	2.4854 GHz	2.4950 GHz	1.000 MHz	2.487758300 GHz	-36.02 dBm	-23.02 dB
3	3	2.4950 GHz	2.5000 GHz	100.0 kHz	2.498150000 GHz	-45.12 dBm	-35.12 dB
4	4	2.5000 GHz	2.5150 GHz	100.0 kHz	2.500825000 GHz	18.41 dBm	-11.59 dB

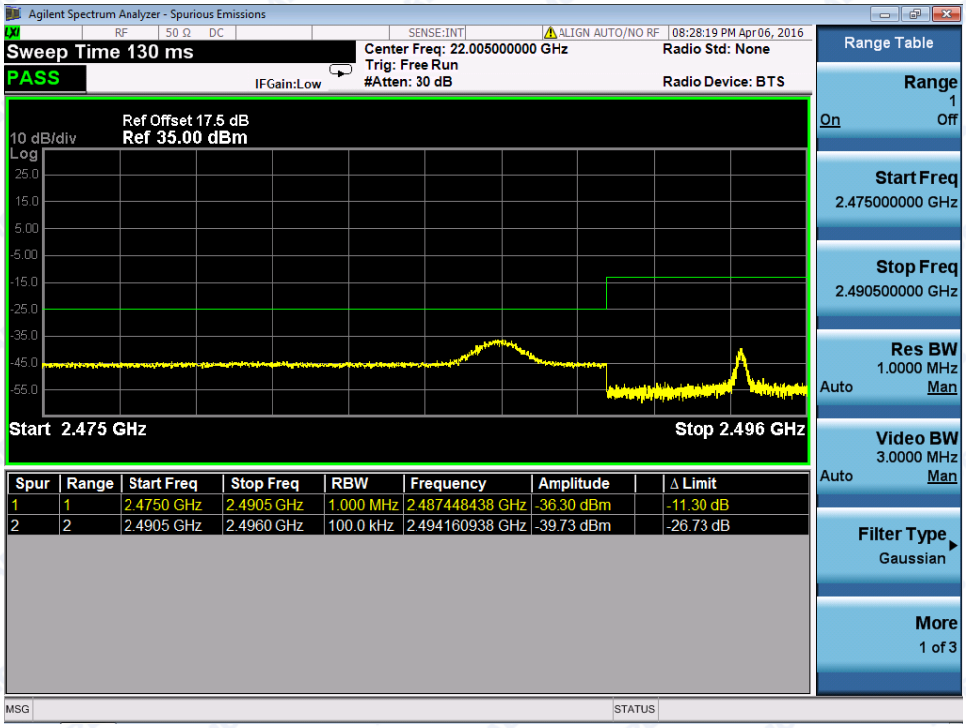

Spur	Range	Start Freq	Stop Freq	RBW	Frequency	Amplitude	Δ Limit
1	1	2.4750 GHz	2.4905 GHz	1.000 MHz	2.487448438 GHz	-36.30 dBm	-11.30 dB
2	2	2.4905 GHz	2.4960 GHz	100.0 kHz	2.494160938 GHz	-39.73 dBm	-26.73 dB

LTE Band 7			
Channel Bandwidth: 15MHz X=14.56 MHz			
Channel	20825	RB Size 75	RB Offset 0

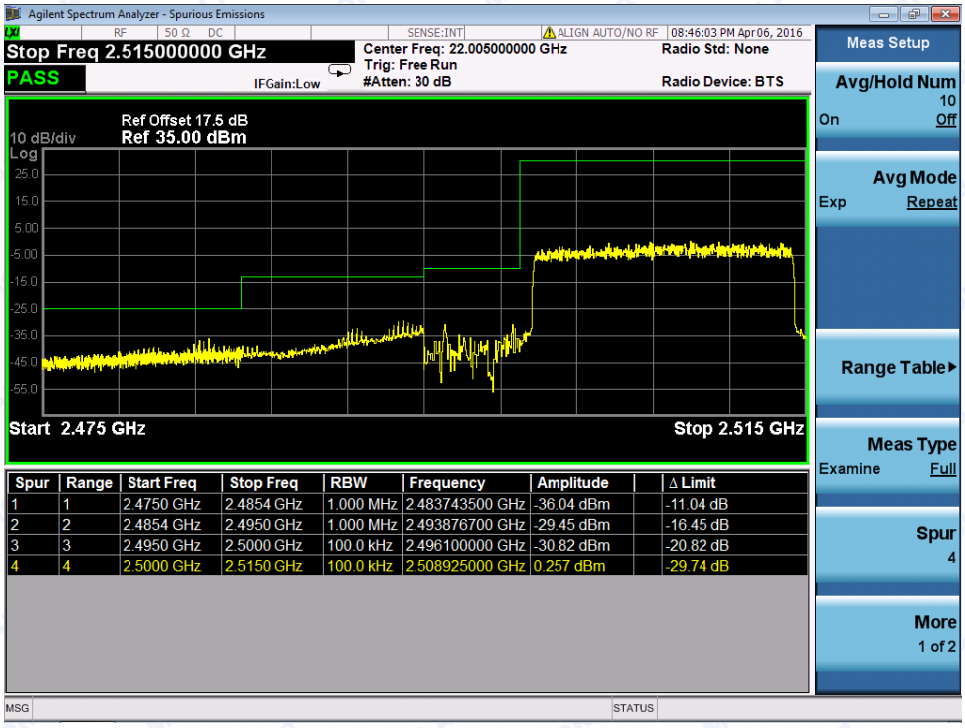

Spur	Range	Start Freq	Stop Freq	RBW	Frequency	Amplitude	Δ Limit
1	1	2.4750 GHz	2.4854 GHz	1.000 MHz	2.483743500 GHz	-36.04 dBm	-11.04 dB
2	2	2.4854 GHz	2.4950 GHz	1.000 MHz	2.493876700 GHz	-29.45 dBm	-16.45 dB
3	3	2.4950 GHz	2.5000 GHz	100.0 kHz	2.496100000 GHz	-30.82 dBm	-20.82 dB
4	4	2.5000 GHz	2.5150 GHz	100.0 kHz	2.508925000 GHz	0.257 dBm	-29.74 dB

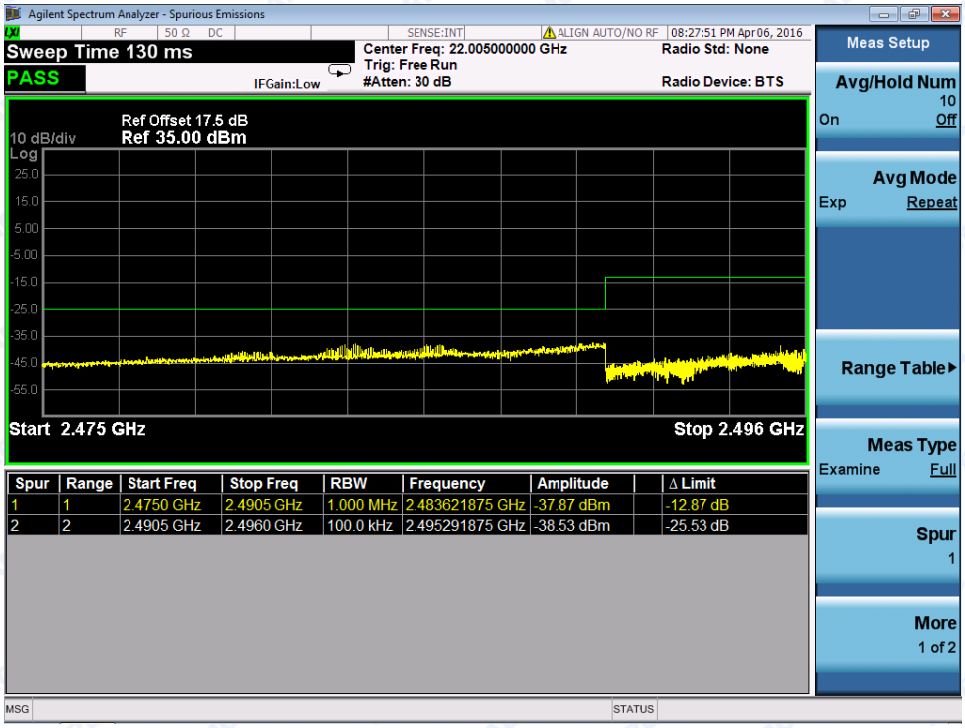

Spur	Range	Start Freq	Stop Freq	RBW	Frequency	Amplitude	Δ Limit
1	1	2.4750 GHz	2.4905 GHz	1.000 MHz	2.483621875 GHz	-37.87 dBm	-12.87 dB
2	2	2.4905 GHz	2.4960 GHz	100.0 kHz	2.495291875 GHz	-38.53 dBm	-25.53 dB

LTE Band 7

Channel Bandwidth: 15MHz X=14.80MHz

Channel	21375	RB Size 1	RB Offset 74

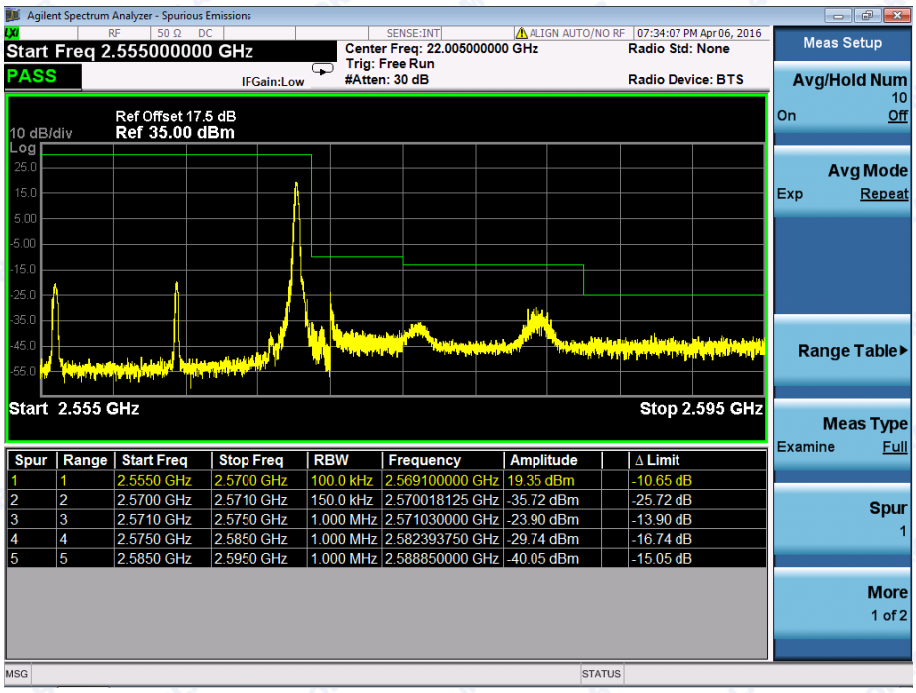

Spur	Range	Start Freq	Stop Freq	RBW	Frequency	Amplitude	Δ Limit
1	1	2.5550 GHz	2.5700 GHz	100.0 kHz	2.569100000 GHz	19.35 dBm	-10.65 dB
2	2	2.5700 GHz	2.5710 GHz	150.0 kHz	2.570018125 GHz	-35.72 dBm	-25.72 dB
3	3	2.5710 GHz	2.5750 GHz	1.000 MHz	2.571030000 GHz	-23.90 dBm	-13.90 dB
4	4	2.5750 GHz	2.5850 GHz	1.000 MHz	2.582393750 GHz	-29.74 dBm	-16.74 dB
5	5	2.5850 GHz	2.5950 GHz	1.000 MHz	2.588850000 GHz	-40.05 dBm	-15.05 dB

Channel	21375	RB Size 75	RB Offset 0

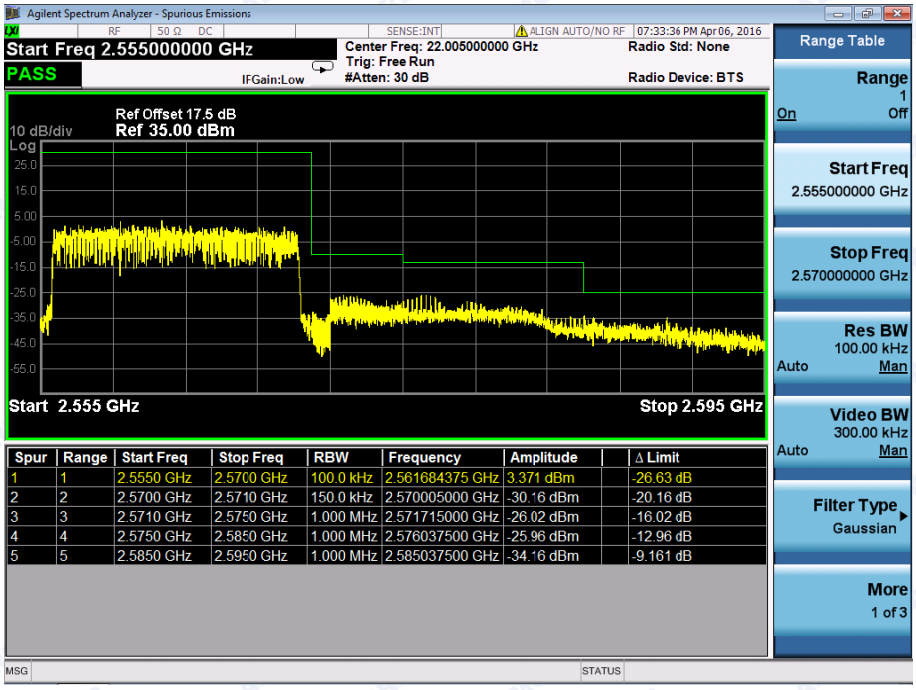

Spur	Range	Start Freq	Stop Freq	RBW	Frequency	Amplitude	Δ Limit
1	1	2.5550 GHz	2.5700 GHz	100.0 kHz	2.561684375 GHz	3.371 dBm	-26.63 dB
2	2	2.5700 GHz	2.5710 GHz	150.0 kHz	2.570005000 GHz	-30.16 dBm	-20.16 dB
3	3	2.5710 GHz	2.5750 GHz	1.000 MHz	2.571715000 GHz	-26.02 dBm	-16.02 dB
4	4	2.5750 GHz	2.5850 GHz	1.000 MHz	2.576037500 GHz	-25.96 dBm	-12.96 dB
5	5	2.5850 GHz	2.5950 GHz	1.000 MHz	2.585037500 GHz	-34.16 dBm	-9.161 dB

LTE Band 7			
Channel Bandwidth: 20MHz X=19.40MHz			
Channel	20850	RB Size 1	RB Offset 0

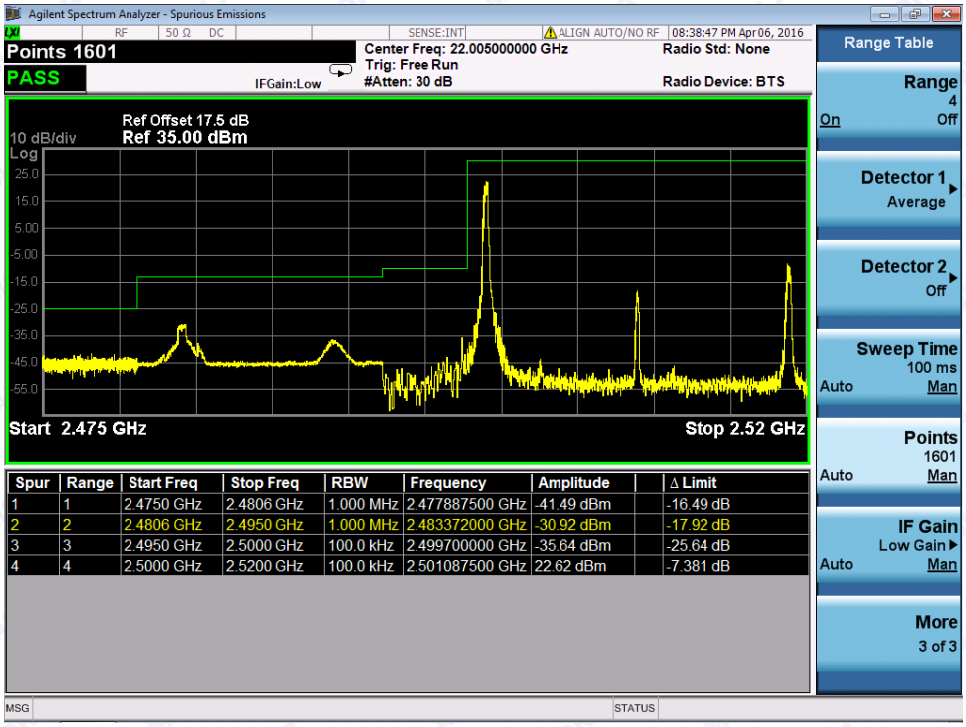

Spur	Range	Start Freq	Stop Freq	RBW	Frequency	Amplitude		Δ Limit
1	1	2.4750 GHz	2.4806 GHz	1.000 MHz	2.477887500 GHz	-41.49 dBm		-16.49 dB
2	2	2.4806 GHz	2.4950 GHz	1.000 MHz	2.483372000 GHz	-30.92 dBm		-17.92 dB
3	3	2.4950 GHz	2.5000 GHz	100.0 kHz	2.499700000 GHz	-35.64 dBm		-25.64 dB
4	4	2.5000 GHz	2.5200 GHz	100.0 kHz	2.501087500 GHz	22.62 dBm		-7.381 dB

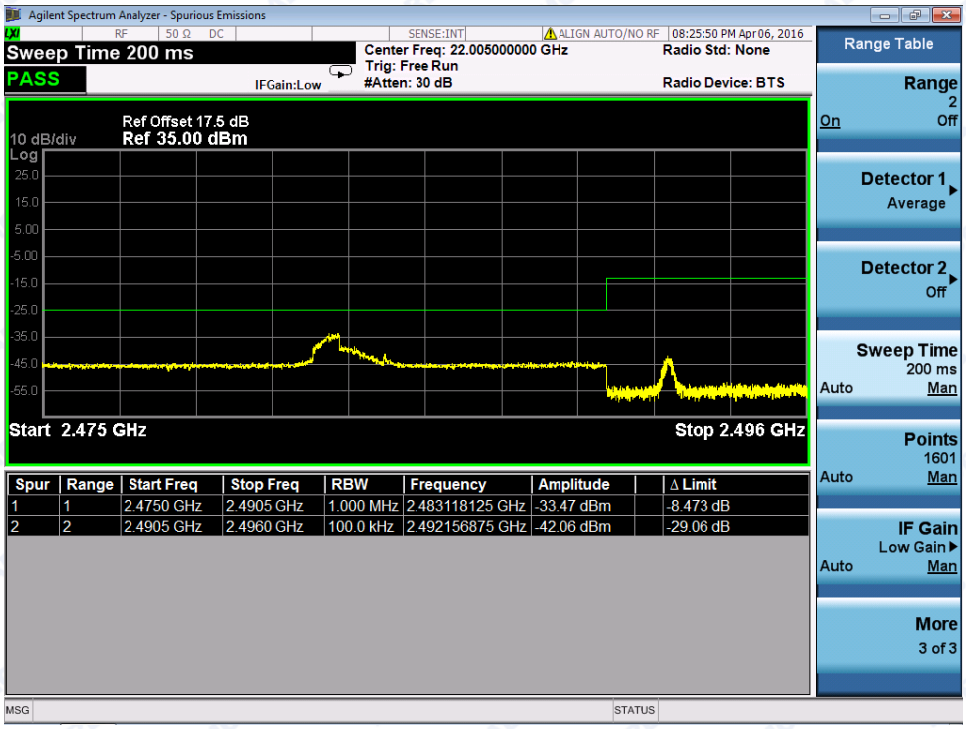

Spur	Range	Start Freq	Stop Freq	RBW	Frequency	Amplitude		Δ Limit
1	1	2.4750 GHz	2.4905 GHz	1.000 MHz	2.483118125 GHz	-33.47 dBm		-8.473 dB
2	2	2.4905 GHz	2.4960 GHz	100.0 kHz	2.492156875 GHz	-42.06 dBm		-29.06 dB

LTE Band 7			
Channel Bandwidth: 20MHz X=19.40MHz			
Channel	20850	RB Size 100	RB Offset 0

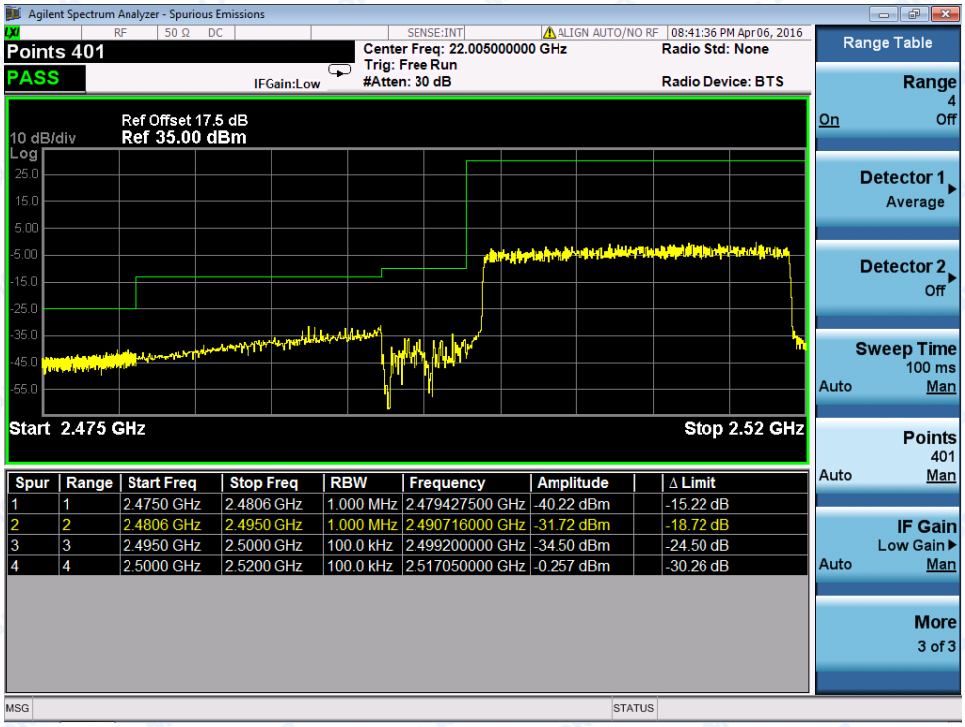

Spur	Range	Start Freq	Stop Freq	RBW	Frequency	Amplitude		Δ Limit
1	1	2.4750 GHz	2.4806 GHz	1.000 MHz	2.479427500 GHz	-40.22 dBm		-15.22 dB
2	2	2.4806 GHz	2.4950 GHz	1.000 MHz	2.490716000 GHz	-31.72 dBm		-18.72 dB
3	3	2.4950 GHz	2.5000 GHz	100.0 kHz	2.499200000 GHz	-34.50 dBm		-24.50 dB
4	4	2.5000 GHz	2.5200 GHz	100.0 kHz	2.517050000 GHz	-0.257 dBm		-30.26 dB

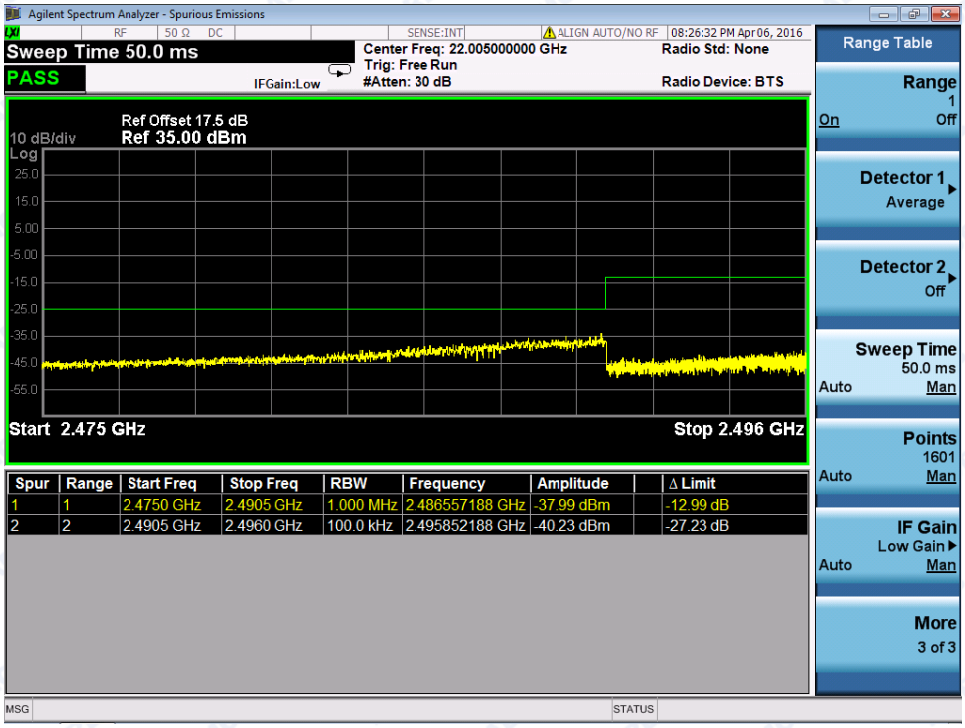

Spur	Range	Start Freq	Stop Freq	RBW	Frequency	Amplitude		Δ Limit
1	1	2.4750 GHz	2.4905 GHz	1.000 MHz	2.486557188 GHz	-37.99 dBm		-12.99 dB
2	2	2.4905 GHz	2.4960 GHz	100.0 kHz	2.495852188 GHz	-40.23 dBm		-27.23 dB

LTE Band 7			
Channel Bandwidth: 20MHz X=19.66MHz			
Channel	21350	RB Size 1	RB Offset 99

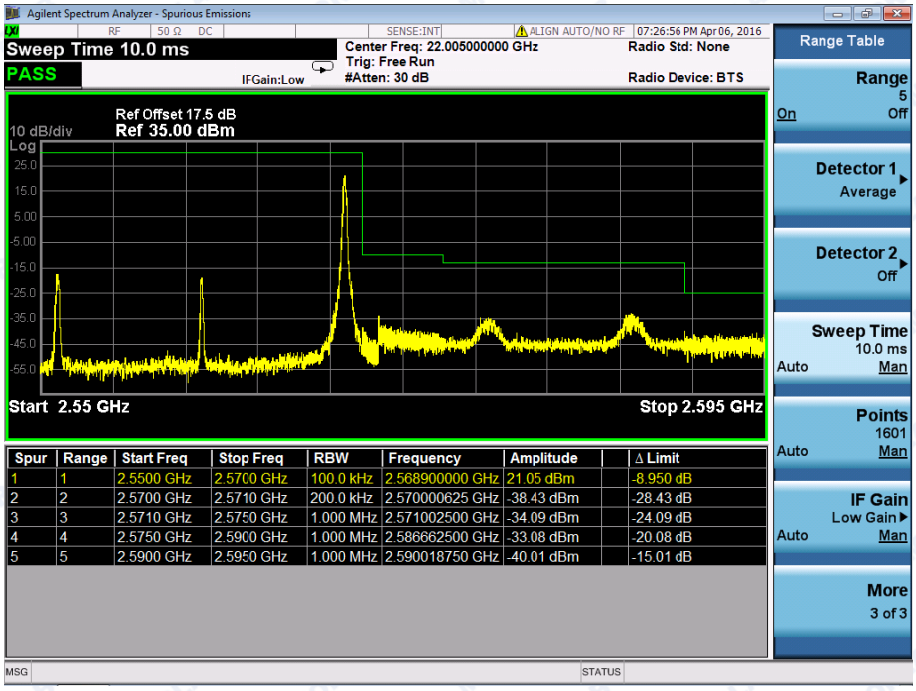

Spur	Range	Start Freq	Stop Freq	RBW	Frequency	Amplitude	Δ Limit
1	1	2.5500 GHz	2.5700 GHz	100.0 kHz	2.568900000 GHz	21.05 dBm	-8.950 dB
2	2	2.5700 GHz	2.5710 GHz	200.0 kHz	2.570000625 GHz	-38.43 dBm	-28.43 dB
3	3	2.5710 GHz	2.5750 GHz	1.000 MHz	2.571002500 GHz	-34.09 dBm	-24.09 dB
4	4	2.5750 GHz	2.5900 GHz	1.000 MHz	2.586662500 GHz	-33.08 dBm	-20.08 dB
5	5	2.5900 GHz	2.5950 GHz	1.000 MHz	2.590018750 GHz	-40.01 dBm	-15.01 dB

Channel	21350	RB Size 100	RB Offset 0

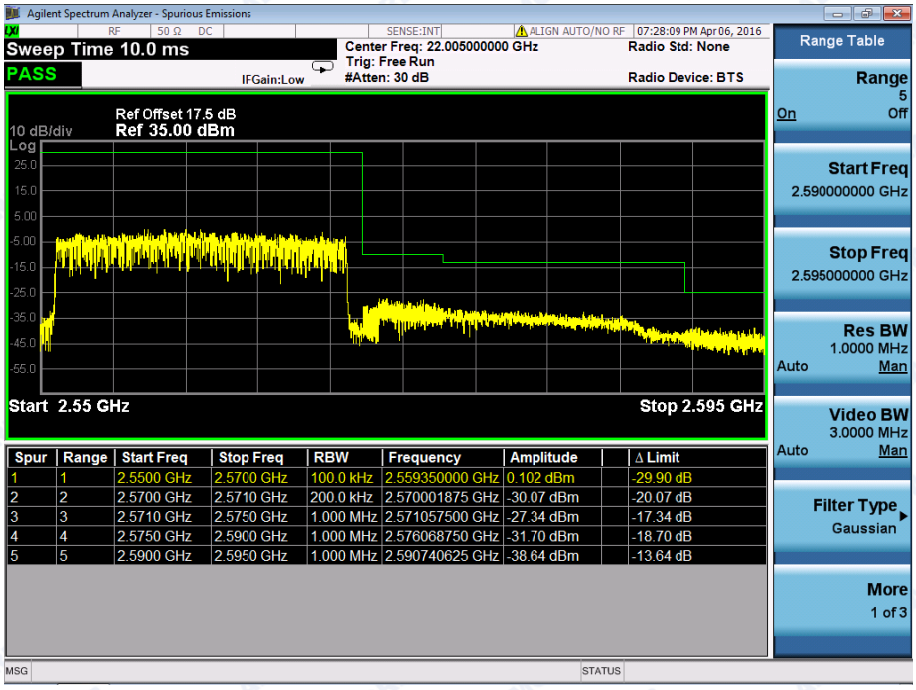

Spur	Range	Start Freq	Stop Freq	RBW	Frequency	Amplitude	Δ Limit
1	1	2.5500 GHz	2.5700 GHz	100.0 kHz	2.559350000 GHz	0.102 dBm	-29.90 dB
2	2	2.5700 GHz	2.5710 GHz	200.0 kHz	2.570001875 GHz	-30.07 dBm	-20.07 dB
3	3	2.5710 GHz	2.5750 GHz	1.000 MHz	2.571057500 GHz	-27.34 dBm	-17.34 dB
4	4	2.5750 GHz	2.5900 GHz	1.000 MHz	2.576068750 GHz	-31.70 dBm	-18.70 dB
5	5	2.5900 GHz	2.5950 GHz	1.000 MHz	2.590740625 GHz	-38.64 dBm	-13.64 dB

Band 28 (704MHz-710MHz)

LTE Band 28							
Channel Bandwidth: 3MHz							
Channel	27225	RB Size 1	RB Offset 0	Channel	27225	RB Size 15	RB Offset 0
Channel Bandwidth: 3MHz							
Channel	27275	RB Size 1	RB Offset 14	Channel	27275	RB Size 15	RB Offset 0

LTE Band 28

Channel Bandwidth: 5MHz

Channel	27235	RB Size 1	RB Offset 0	Channel	27235	RB Size 25	RB Offset 0

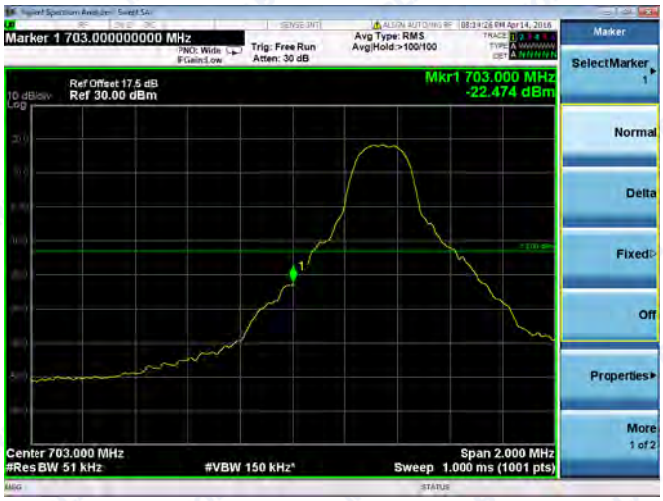

Channel Bandwidth: 5MHz

Channel	27265	RB Size 1	RB Offset 24	Channel	27265	RB Size 25	RB Offset 0

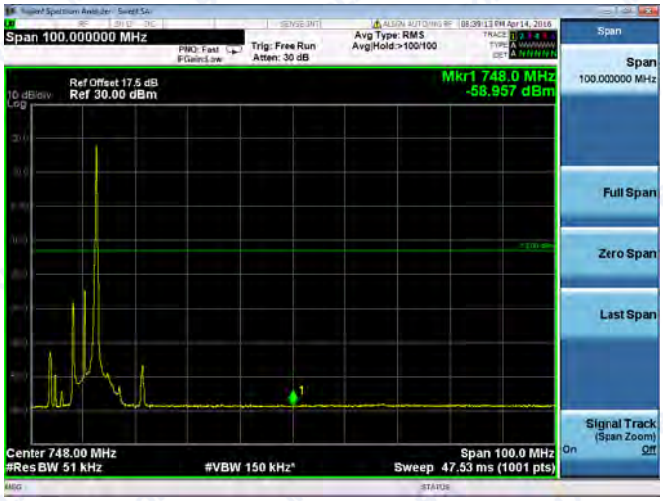

Band 28 (710MHz-716MHz)

LTE Band 28							
Channel Bandwidth: 3MHz							
Channel	27285	RB Size 1	RB Offset 0	Channel	27285	RB Size 15	RB Offset 0
				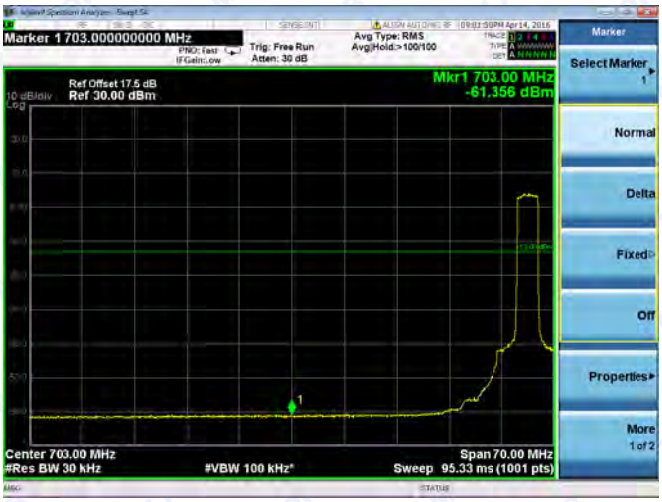			
Channel Bandwidth: 3MHz							
Channel	27335	RB Size 1	RB Offset 14	Channel	27335	RB Size 15	RB Offset 0

LTE Band 28

Channel Bandwidth: 5MHz

Channel	27295	RB Size 1	RB Offset 0

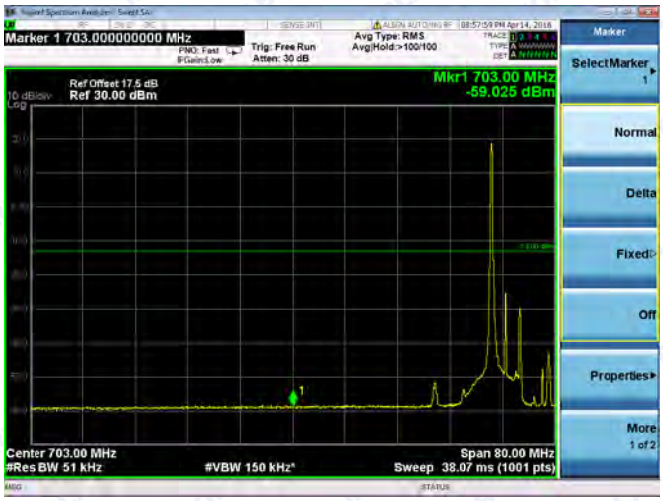

Channel	27295	RB Size 25	RB Offset 0

Channel Bandwidth: 5MHz

Channel	27325	RB Size 1	RB Offset 24

Channel	27325	RB Size 25	RB Offset 0

Band 28 (734MHz-740MHz)

LTE Band 28							
Channel Bandwidth: 3MHz							
Channel	27525	RB Size 1	RB Offset 0	Channel	27525	RB Size 15	RB Offset 0
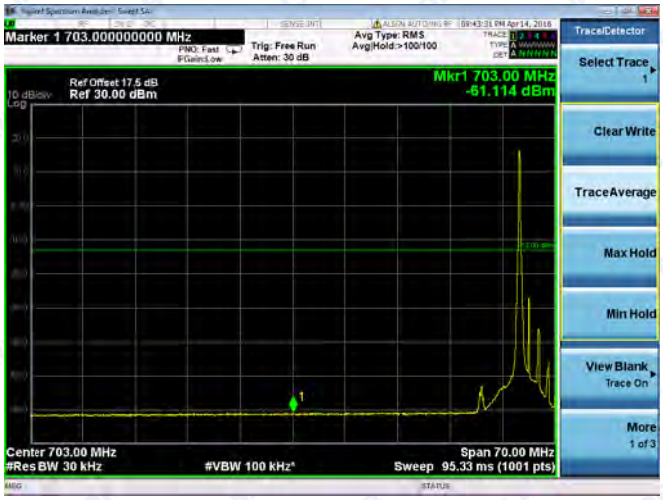				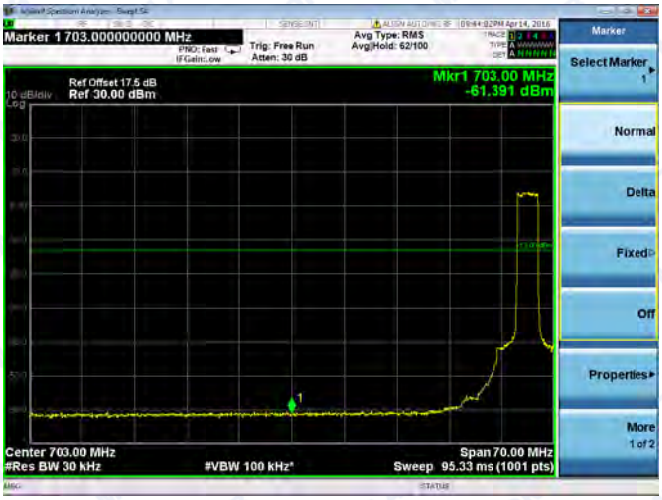			
Channel Bandwidth: 3MHz							
Channel	27575	RB Size 1	RB Offset 14	Channel	27575	RB Size 15	RB Offset 0

LTE Band 28

Channel Bandwidth: 5MHz

Channel	27535	RB Size 1	RB Offset 0

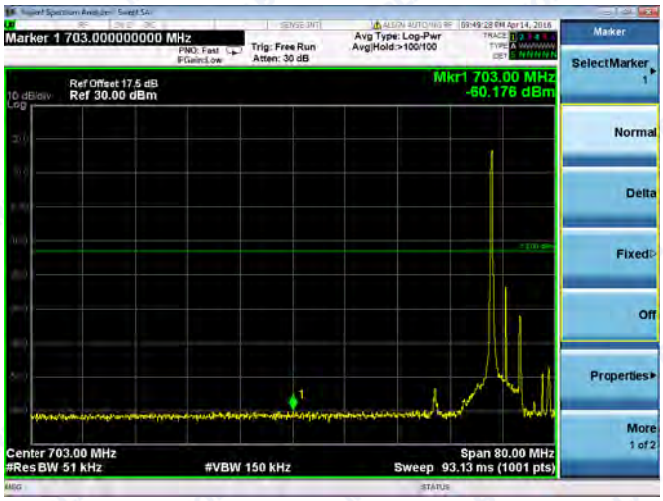

Channel	27535	RB Size 25	RB Offset 0

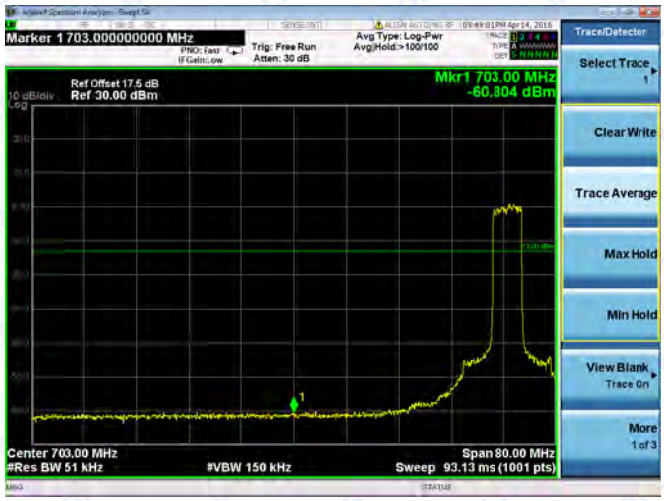

Channel Bandwidth: 5MHz

Channel	27565	RB Size 1	RB Offset 24

Channel	27565	RB Size 25	RB Offset 0

Band 28 (740MHz-746MHz)

LTE Band 28							
Channel Bandwidth: 3MHz							
Channel	27585	RB Size 1	RB Offset 0	Channel	27585	RB Size 15	RB Offset 0
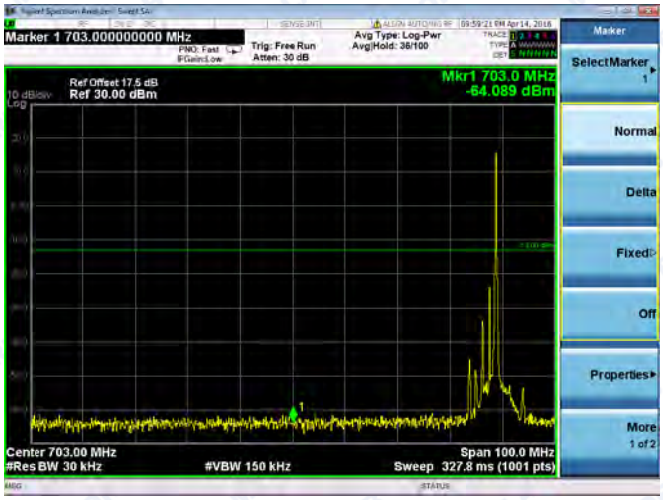				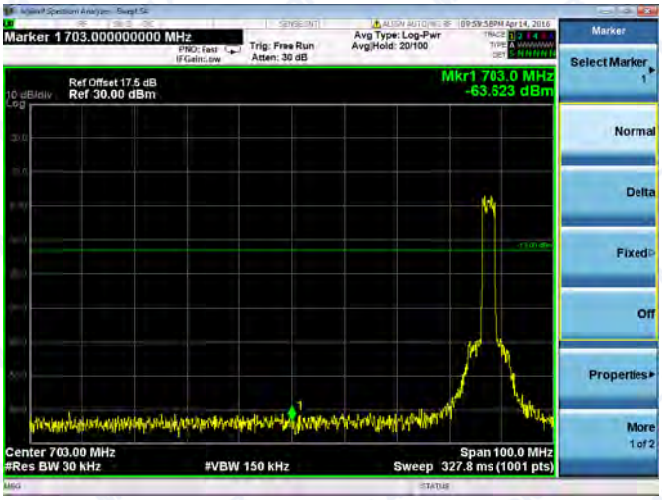			
Channel Bandwidth: 3MHz							
Channel	27635	RB Size 1	RB Offset 14	Channel	27635	RB Size 15	RB Offset 0
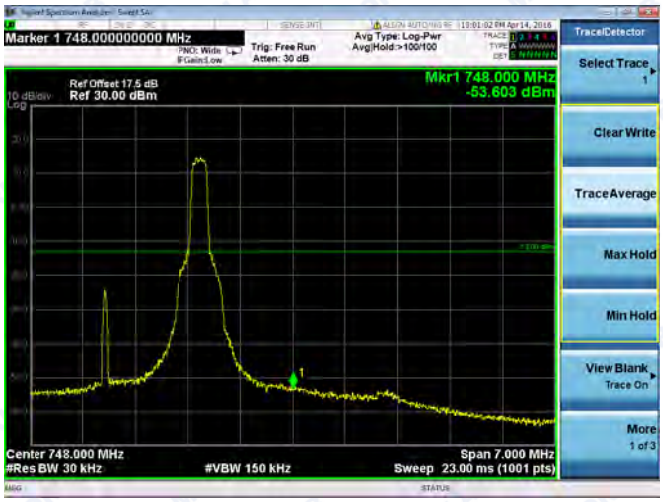							

LTE Band 28

Channel Bandwidth: 5MHz

Channel	27595	RB Size 1	RB Offset 0

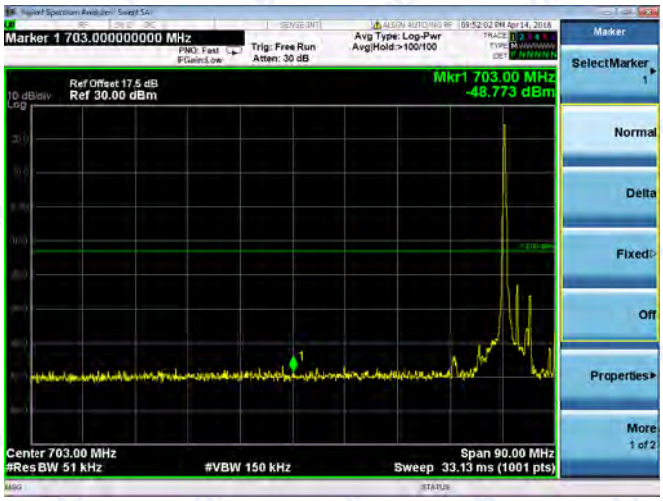

Channel	27595	RB Size 25	RB Offset 0

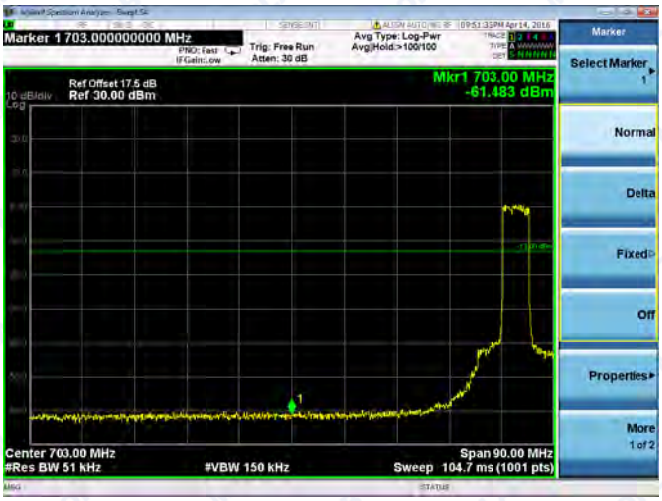

Channel Bandwidth: 5MHz

Channel	27635	RB Size 1	RB Offset 24

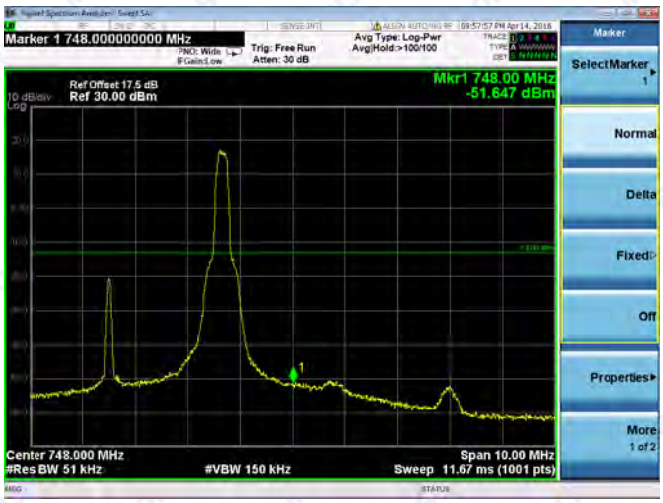

Channel	27635	RB Size 25	RB Offset 0

2.7 Transmitter Radiated Power (EIRP/ERP)

2.7.1 Requirement

According to FCC section 27.50 (d), fixed, mobile and portable (hand-held) stations in the 1710-1755MHz band are limited to 1wat EIRP.

Portable stations (hand-held devices) operating in the 704-716MHz band are limited to 3watts ERP.

2.7.2 Test Description

Test Setup:

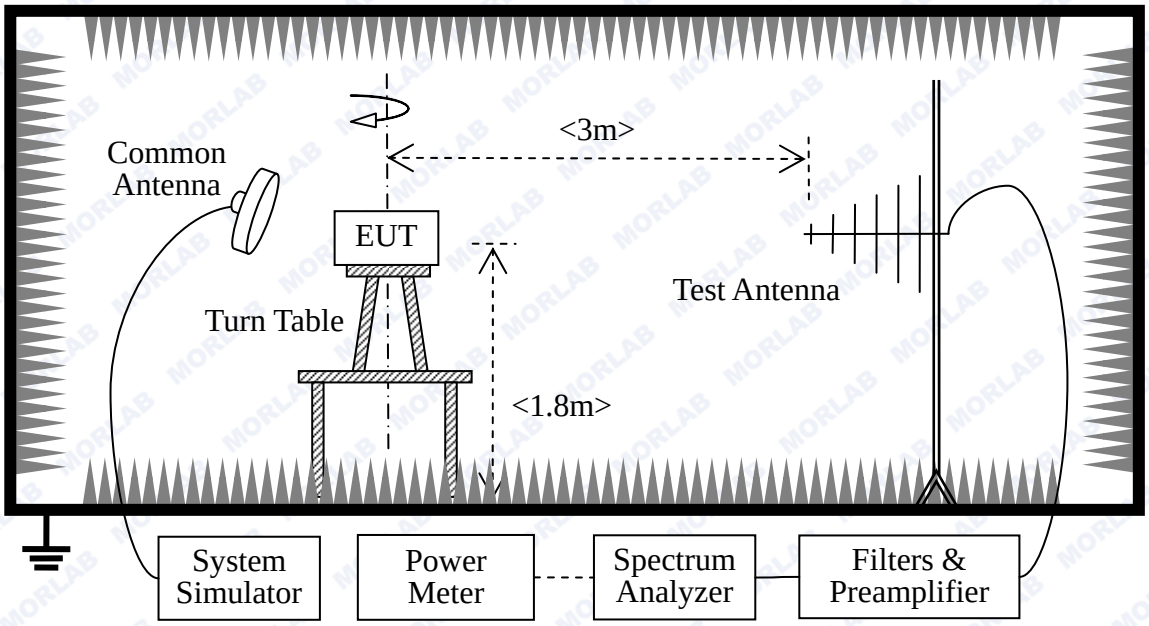

The EUT, which is powered by the PC, is located in a 3m Full-Anechoic Chamber; the cable loss, air loss and so on of the site as factors are pre-calibrated using the "Substitution" method, and calculated to correct the reading.

A call is established between the EUT and the SS via a Common Antenna. The EUT is commanded by the SS to operate at the maximum and minimum output power, and only the test result of the maximum output power was recorded.

The Test Antenna is a Bi-Log one (used for 30MHz to 1GHz) or a Horn one (used for above 3GHz), and it's located at the same height as the EUT. The Filters consists of Notch Filters and High Pass Filter.

Equipments List:

Description	Manufacturer	Model	Serial No.	Cal. Date	Cal. Due
System Simulator	Rohde& Schwarz	CMW500	1201.0002k50/ 124534/wk	2016.03.02	2017.03.01
Spectrum Analyzer	Rohde& Schwarz	FSL	10246	2016.03.02	2017.03.01
Spectrum Analyzer	Agilent	E4445A	MY44200685	2016.03.02	2017.03.01
Full-Anechoic Chamber	Albatross	9m*6m*6m	(n.a.)	2016.03.02	2017.03.01
Test Antenna - Bi-Log	Schwarzbeck	VULB 9163	9163-274	2016.03.02	2017.03.01
Test Antenna - Horn	Schwarzbeck	BBHA 9120C	9120C-384	2016.03.02	2017.03.01

2.7.3 Test Result

The EUT was verified under all configurations (RB size and offset) and the worst case radiated power reported for each modulation/channel bandwidth.

The Turn Table is actuated to turn from 0° to 360°, and both horizontal and vertical polarizations of the Test Antenna are used to find the maximum radiated power. The lowest, middle and highest channels are tested.

The substitution corrections are obtained as described below:

$A_{SUBST} = P_{SUBST_TX} - P_{SUBST_RX} - L_{SUBST_CABLES} + G_{SUBST_TX_ANT}$

$A_{TOT} = L_{CABLES} + A_{SUBST}$

Where A_{SUBST} is the final substitution correction including receive antenna gain.

P_{SUBST_TX} is signal generator level,

P_{SUBST_RX} is receiver level,

L_{SUBST_CABLES} is cable losses including TX cable,

$G_{SUBST_TX_ANT}$ is substitution antenna gain.

A_{TOT} is total correction factor including cable loss and substitution correction

During the test, the data of A_{TOT} was added in the Test Spectrum Analyze, so Spectrum Analyze reading is the final values which contain the data of A_{TOT}.

Band	Band Width	Channel	Freq.(MHz)	Modulation	RB Configuration		ERP
					RB Size	RB Offset	(dBm)
LTE Band 5	10MHz	L 20450	829	QPSK	1	0	23.26
					50	0	22.43
				16-QAM	1	0	23.37
					50	0	21.43
		M 20525	836.5	QPSK	1	0	23.24
					50	0	22.56
				16-QAM	1	0	22.77
					50	0	21.48
		H 20600	844	QPSK	1	0	23.14
					50	0	22.21
				16-QAM	1	0	22.55
					50	0	21.46
Band	Band Width	Channel	Freq.(MHz)	Modulation	RB Configuration		ERP
					RB Size	RB Offset	(dBm)
LTE Band 5	5MHz	L 20425	826.5	QPSK	1	0	23.45
					25	0	23.12
				16-QAM	1	0	23.76
					25	0	22.53
		M 20525	836.5	QPSK	1	0	22.74
					25	0	22.43
				16-QAM	1	0	22.44
					25	0	22.46
		H 20625	846.5	QPSK	1	0	23.57
					25	0	23.11
				16-QAM	1	0	22.62
					25	0	22.41
Band	Band Width	Channel	Freq.(MHz)	Modulation	RB Configuration		ERP
					RB Size	RB Offset	(dBm)
LTE Band 5	3MHz	L 20415	825.5	QPSK	1	0	23.14
					15	0	22.37
				16-QAM	1	0	23.07
					15	0	21.46
		M 20525	836.5	QPSK	1	0	22.75
					15	0	22.76
				16-QAM	1	0	22.48
					15	0	21.23
		H 20635	847.5	QPSK	1	0	22.77
					15	0	22.46
				16-QAM	1	0	22.78
					15	0	21.85

Band	Band Width	Channel	Freq.(MHz)	Modulation	RB Configuration		ERP
					RB Size	RB Offset	(dBm)
LTE Band 5	1.4MHz	L 20407	824.7	QPSK	1	0	23.12
					6	0	22.56
				16-QAM	1	0	22.76
					6	0	21.63
		M 20525	836.5	QPSK	1	0	23.10
					6	0	22.22
				16-QAM	1	0	22.34
					6	0	21.10
		H 20643	848.3	QPSK	1	0	22.54
					6	0	22.46
				16-QAM	1	0	22.75
					6	0	21.75

Band	Band Width	Channel	Freq.(MHz)	Modulation	RB Configuration		EIRP
					RB Size	RB Offset	(dBm)
LTE Band 7	20MHz	L 20850	2510	QPSK	1	0	22.74
					100	0	21.78
				16-QAM	1	0	21.85
					100	0	21.65
		M 21100	2535	QPSK	1	0	22.34
					100	0	21.75
				16-QAM	1	0	22.45
					100	0	20.13
		H 21350	2560	QPSK	1	0	22.54
					100	0	22.31
				16-QAM	1	0	22.54
					100	0	22.32
Band	Band Width	Channel	Freq.(MHz)	Modulation	RB Configuration		EIRP
					RB Size	RB Offset	(dBm)
LTE Band 7	15MHz	L 20825	2507.5	QPSK	1	0	22.46
					75	0	23.10
				16-QAM	1	0	22.78
					75	0	22.46
		M 21100	2535	QPSK	1	0	22.67
					75	0	22.34
				16-QAM	1	0	22.45
					75	0	22.56
		H 21375	2562.5	QPSK	1	0	22.58
					75	0	22.34
				16-QAM	1	0	23.14
					75	0	22.75

Band	Band Width	Channel	Freq.(MHz)	Modulation	RB Configuration		EIRP
					RB Size	RB Offset	(dBm)
LTE Band 7	10MHz	L 20800	2505	QPSK	1	0	22.53
					50	0	22.43
				16-QAM	1	0	22.86
					50	0	22.34
		M 21100	2535	QPSK	1	0	22.75
					50	0	22.34
				16-QAM	1	0	22.45
					50	0	21.23
		H 21400	2565	QPSK	1	0	23.11
					50	0	22.31
				16-QAM	1	0	22.41
					50	0	22.14
Band	Band Width	Channel	Freq.(MHz)	Modulation	RB Configuration		EIRP
					RB Size	RB Offset	(dBm)
LTE Band 7	5MHz	L 20775	2502.5	QPSK	1	0	22.77
					25	0	21.87
				16-QAM	1	0	22.67
					25	0	20.48
		M 21100	2535	QPSK	1	0	22.34
					25	0	21.75
				16-QAM	1	0	21.54
					25	0	21.65
		H 21425	2567.5	QPSK	1	0	22.63
					25	0	21.82
				16-QAM	1	0	20.89
					25	0	20.61

Band	Band Width	Channel	Freq.(MHz)	Modulation	RB Configuration		EIRP
					RB Size	RB Offset	(dBm)
LTE Band 28 (704-710 MHz)	3MHz	L 27225	704.5	QPSK	1	0	23.12
					15	0	22.23
				16-QAM	1	0	22.45
					15	0	21.54
		M 27250	707	QPSK	1	0	23.02
					15	0	22.76
				16-QAM	1	0	22.43
					15	0	21.46
		H 27275	709.5	QPSK	1	0	22.77
					15	0	22.37
				16-QAM	1	0	22.41
					15	0	21.76

Band	Band Width	Channel	Freq.(MHz)	Modulation	RB Configuration		EIRP
					RB Size	RB Offset	(dBm)
LTE Band 28 (704-710 MHz)	5MHz	L 27235	705.5	QPSK	1	0	22.54
					25	0	21.35
				16-QAM	1	0	22.21
					25	0	23.02
		M 27250	707	QPSK	1	0	22.54
					25	0	22.68
				16-QAM	1	0	23.12
					25	0	22.64
		H 27265	708.5	QPSK	1	0	22.58
					25	0	22.37
				16-QAM	1	0	23.42
					25	0	22.64

Band	Band Width	Channel	Freq.(MHz)	Modulation	RB Configuration		EIRP
					RB Size	RB Offset	(dBm)
LTE Band 28 (710-716 MHz)	3MHz	L 27285	710.5	QPSK	1	0	22.78
					15	0	21.87
				16-QAM	1	0	22.57
					15	0	21.46
		M 27310	713	QPSK	1	0	22.56
					15	0	22.16
				16-QAM	1	0	22.15
					15	0	21.15
		H 27325	715.5	QPSK	1	0	22.88
					15	0	22.44
				16-QAM	1	0	22.34
					15	0	21.75
Band	Band Width	Channel	Freq.(MHz)	Modulation	RB Configuration		EIRP
					RB Size	RB Offset	(dBm)
LTE Band 28 (710-716 MHz)	5MHz	L 27295	711.5	QPSK	1	0	22.34
					25	0	22.46
				16-QAM	1	0	22.67
					25	0	22.55
		M 27310	713	QPSK	1	0	22.76
					25	0	22.56
				16-QAM	1	0	22.43
					25	0	23.15
		H 27325	714.5	QPSK	1	0	22.46
					25	0	22.71
				16-QAM	1	0	22.62
					25	0	22.59

Band	Band Width	Channel	Freq.(MHz)	Modulation	RB Configuration		EIRP
					RB Size	RB Offset	(dBm)
LTE Band 28 (734-740 MHz)	3MHz	L 27525	734.5	QPSK	1	0	22.78
					15	0	22.34
				16-QAM	1	0	22.74
					15	0	22.15
		M 27550	737	QPSK	1	0	22.37
					15	0	22.54
				16-QAM	1	0	22.32
					15	0	21.23
		H 27575	739.5	QPSK	1	0	22.46
					15	0	21.48
				16-QAM	1	0	22.13
					15	0	21.23
Band	Band Width	Channel	Freq.(MHz)	Modulation	RB Configuration		EIRP
					RB Size	RB Offset	(dBm)
LTE Band 28 (734-740 MHz)	5MHz	L 27535	735.5	QPSK	1	0	22.53
					25	0	22.46
				16-QAM	1	0	22.12
					25	0	21.25
		M 27550	737	QPSK	1	0	21.29
					25	0	22.33
				16-QAM	1	0	22.55
					25	0	21.64
		H 27565	738.5	QPSK	1	0	21.37
					25	0	22.85
				16-QAM	1	0	21.46
					25	0	21.99

Band	Band Width	Channel	Freq.(MHz)	Modulation	RB Configuration		EIRP
					RB Size	RB Offset	(dBm)
LTE Band 28 (740-746 MHz)	3MHz	L 27585	740.5	QPSK	1	0	21.36
					15	0	22.01
				16-QAM	1	0	22.12
					15	0	21.43
		M 27610	743	QPSK	1	0	21.58
					15	0	21.76
				16-QAM	1	0	22.05
					15	0	22.21
		H 27635	745.5	QPSK	1	0	22.28
					15	0	21.58
				16-QAM	1	0	22.33
					15	0	22.12

Band	Band Width	Channel	Freq.(MHz)	Modulation	RB Configuration		EIRP (dBm)
					RB Size	RB Offset	
LTE Band 28 (740-746 MHz)	5MHz	L 27595	741.5	QPSK	1	0	21.46
					25	0	21.58
				16-QAM	1	0	21.69
					25	0	21.85
		M 27610	743	QPSK	1	0	22.03
					25	0	21.76
				16-QAM	1	0	21.79
					25	0	21.88
		H 27625	744.5	QPSK	1	0	21.95
					25	0	22.56
				16-QAM	1	0	22.36
					25	0	22.34

2.8 Radiated Spurious Emissions

2.8.1 Requirement

According to FCC section 2.1053 and section 27.53(g), the power of any emission outside of the authorized operating frequency ranges must be attenuated below the transmitting power (P) by a factor of at least 43+10*log(P)dB. This calculated to be -13dBm.

2.8.2 Test Description

See section 2.7.2 of this report.

Note: when doing measurements above 1GHz, the EUT has been within the 3dB cone width of the horn antenna during horizontal antenna.

2.8.3 Test Result

The measurement frequency range is from 30MHz to the 10th harmonic of the fundamental frequency. The Turn Table is actuated to turn from 0° to 360°, and both horizontal and vertical polarizations of the Test Antenna are used to find the maximum radiated power. Mid channels on all channel bandwidth verified. Only the worst RB size/offset presented.

Test Plots for the Whole Measurement Frequency Range:

Note1: the power of the EUT transmitting frequency should be ignored.

Note2: All Spurious Emission tests were performed in X, Y, Z axis direction. And only the worst axis test condition was recorded in this test report.

LTE Band 5 1.4MHz BW, Mid Channel, QPSK

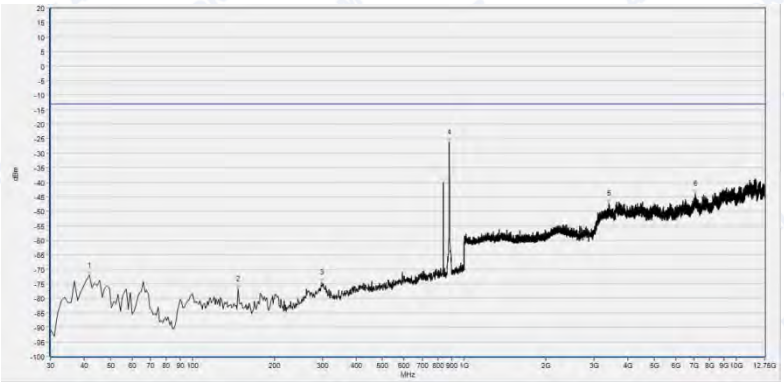

Number	Fre. (MHz)	Peak	Limit(PK)	Antenna	Verdict
1	41.640	-72.01	-13.00	Horizontal	PASS
2	147.370	-76.68	-13.00	Horizontal	PASS
3	299.660	-74.53	-13.00	Horizontal	PASS
4	880.690	-26.15	-13.00	Horizontal	N.A
5	3401.073	-47.30	-13.00	Horizontal	PASS
6	7085.270	-43.91	-13.00	Horizontal	PASS

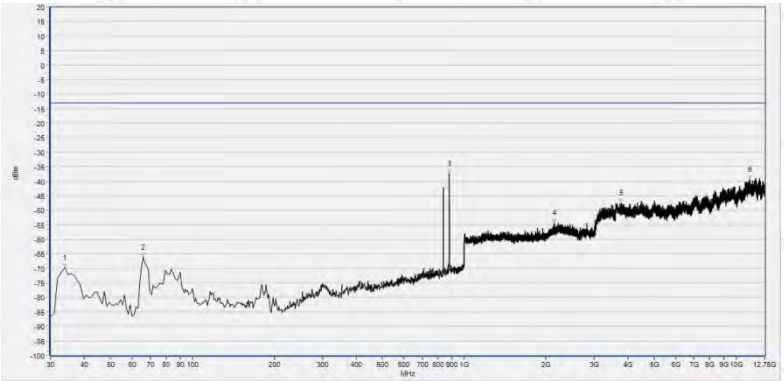

Number	Fre. (MHz)	Peak	Limit(PK)	Antenna	Verdict
1	33.880	-69.86	-13.00	Vertical	PASS
2	65.890	-66.21	-13.00	Vertical	PASS
3	880.690	-37.53	-13.00	Vertical	N.A
4	2146.699	-54.32	-13.00	Vertical	PASS
5	3772.077	-47.58	-13.00	Vertical	PASS
6	11236.452	-39.52	-13.00	Vertical	PASS

LTE Band 5 1.4MHz BW, Mid Channel, 16QAM

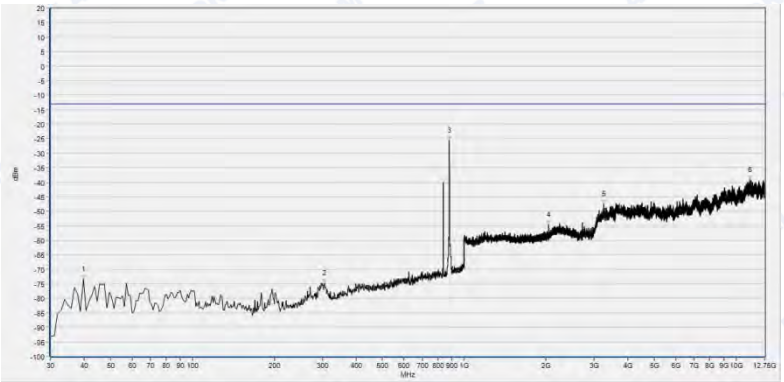

Number	Fre. (MHz)	Peak	Limit(PK)	Antenna	Verdict
1	39.700	-73.49	-13.00	Horizontal	PASS
2	306.450	-74.81	-13.00	Horizontal	PASS
3	881.660	-25.62	-13.00	Horizontal	N.A
4	2046.178	-54.65	-13.00	Horizontal	PASS
5	3255.256	-47.56	-13.00	Horizontal	PASS
6	11234.606	-39.23	-13.00	Horizontal	PASS

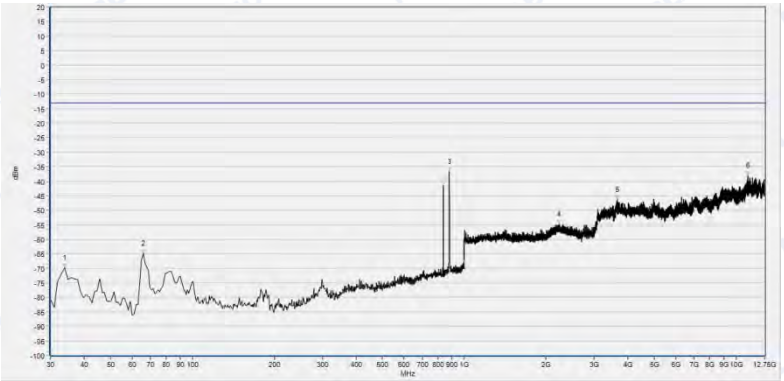

Number	Fre. (MHz)	Peak	Limit(PK)	Antenna	Verdict
1	33.880	-69.72	-13.00	Vertical	PASS
2	65.890	-65.00	-13.00	Vertical	PASS
3	881.660	-36.76	-13.00	Vertical	PASS
4	2232.493	-54.94	-13.00	Vertical	PASS
5	3650.255	-46.44	-13.00	Vertical	PASS
6	11064.794	-38.03	-13.00	Vertical	PASS

LTE Band 5 3MHz BW, Mid Channel, QPSK

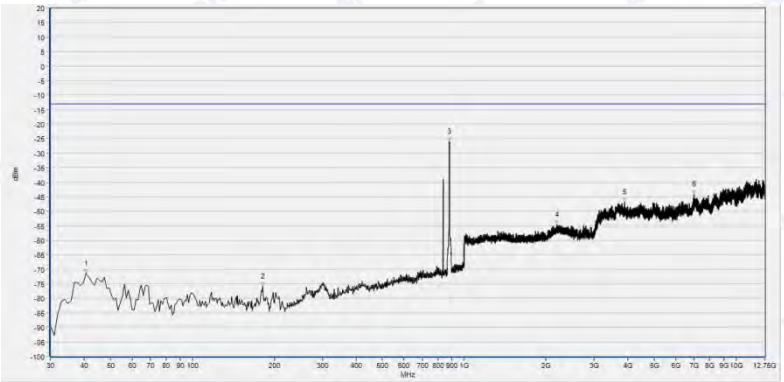

Number	Fre. (MHz)	Peak	Limit(PK)	Antenna	Verdict
1	40.670	-71.48	-13.00	Horizontal	PASS
2	181.320	-75.88	-13.00	Horizontal	PASS
3	880.690	-26.13	-13.00	Horizontal	N.A
4	2195.358	-54.64	-13.00	Horizontal	PASS
5	3882.824	-46.79	-13.00	Horizontal	PASS
6	7016.976	-44.11	-13.00	Horizontal	PASS

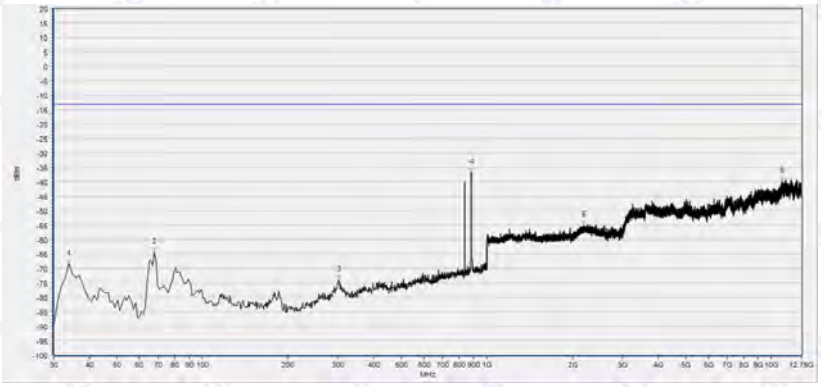

Number	Fre. (MHz)	Peak	Limit(PK)	Antenna	Verdict
1	33.880	-68.41	-13.00	Vertical	PASS
2	67.830	-64.38	-13.00	Vertical	PASS
3	301.600	-73.72	-13.00	Vertical	PASS
4	881.660	-36.60	-13.00	Vertical	N.A
5	2189.596	-54.97	-13.00	Vertical	PASS
6	10937.434	-39.68	-13.00	Vertical	PASS

LTE Band 5 3MHz BW, Mid Channel, 16QAM

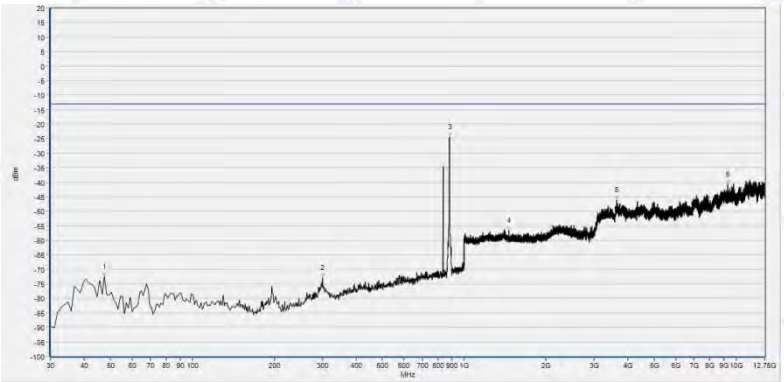

Number	Fre. (MHz)	Peak	Limit(PK)	Antenna	Verdict
1	47.460	-72.46	-13.00	Horizontal	PASS
2	301.600	-73.01	-13.00	Horizontal	PASS
3	882.630	-24.48	-13.00	Horizontal	N.A
4	1459.064	-56.61	-13.00	Horizontal	PASS
5	3631.797	-46.13	-13.00	Horizontal	PASS
6	9327.905	-40.75	-13.00	Horizontal	PASS

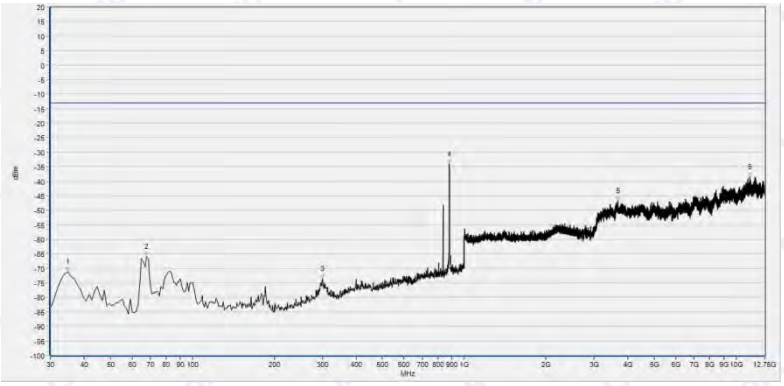

Number	Fre. (MHz)	Peak	Limit(PK)	Antenna	Verdict
1	34.850	-71.08	-13.00	Vertical	PASS
2	67.830	-65.93	-13.00	Vertical	PASS
3	301.600	-73.59	-13.00	Vertical	PASS
4	881.660	-34.08	-13.00	Vertical	N.A
5	3672.404	-46.93	-13.00	Vertical	PASS
6	11262.293	-38.46	-13.00	Vertical	PASS

LTE Band 5 5MHz BW, Mid Channel, QPSK

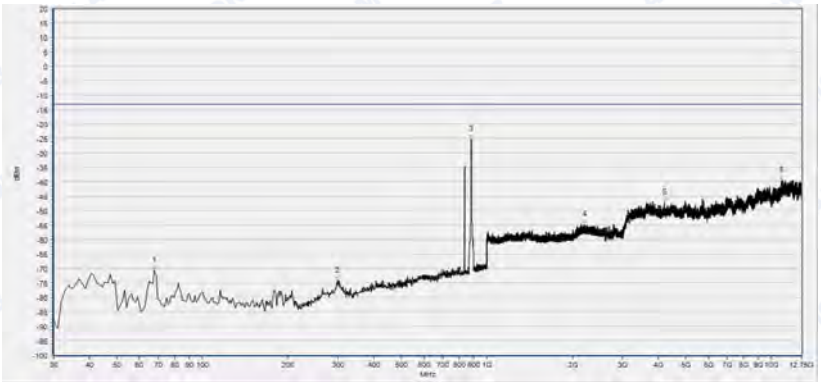

Number	Fre. (MHz)	Peak	Limit(PK)	Antenna	Verdict
1	67.830	-70.60	-13.00	Horizontal	PASS
2	297.720	-74.31	-13.00	Horizontal	PASS
3	880.690	-25.29	-13.00	Horizontal	N.A
4	2204.962	-54.67	-13.00	Horizontal	PASS
5	4203.992	-47.07	-13.00	Horizontal	PASS
6	10826.687	-39.42	-13.00	Horizontal	PASS

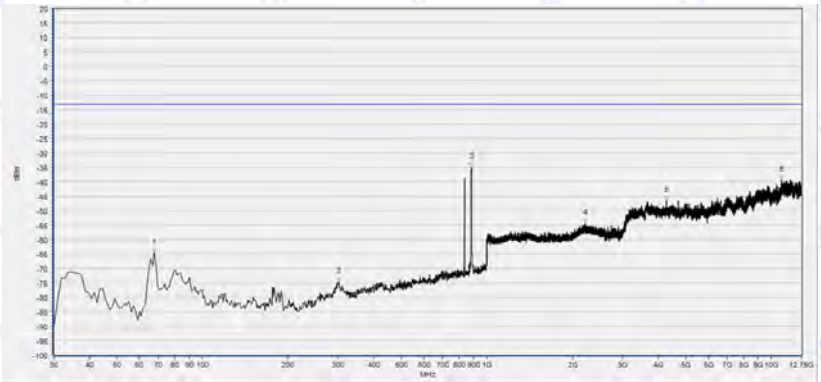

Number	Fre. (MHz)	Peak	Limit(PK)	Antenna	Verdict
1	67.830	-64.60	-13.00	Vertical	PASS
2	301.600	-74.58	-13.00	Vertical	PASS
3	882.630	-34.68	-13.00	Vertical	N.A
4	2213.926	-54.29	-13.00	Vertical	PASS
5	4272.286	-46.34	-13.00	Vertical	PASS
6	10861.757	-39.30	-13.00	Vertical	PASS

LTE Band 5 5MHz BW, Mid Channel, 16QAM

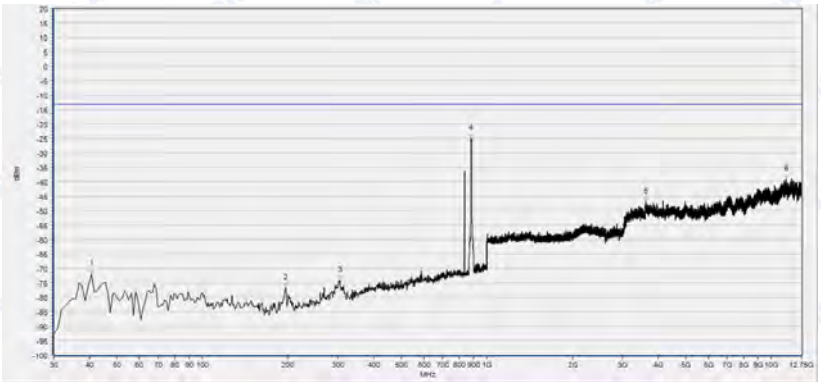

Number	Fre. (MHz)	Peak	Limit(PK)	Antenna	Verdict
1	40.670	-71.90	-13.00	Horizontal	PASS
2	195.870	-76.67	-13.00	Horizontal	PASS
3	304.510	-74.09	-13.00	Horizontal	PASS
4	879.720	-25.02	-13.00	Horizontal	N.A
5	3613.339	-46.91	-13.00	Horizontal	PASS
6	11260.447	-39.04	-13.00	Horizontal	PASS

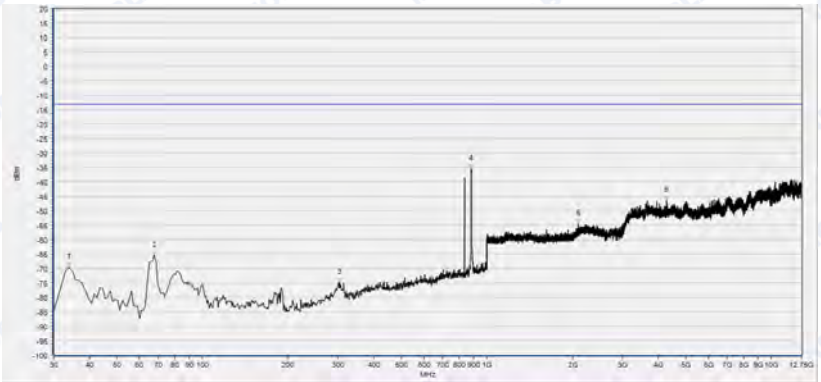

Number	Fre. (MHz)	Peak	Limit(PK)	Antenna	Verdict
1	33.880	-69.62	-13.00	Vertical	PASS
2	67.830	-65.50	-13.00	Vertical	PASS
3	303.540	-74.65	-13.00	Vertical	PASS
4	880.690	-35.39	-13.00	Vertical	N.A
5	2100.600	-54.56	-13.00	Vertical	PASS
6	4288.898	-46.38	-13.00	Vertical	PASS

LTE Band 5 10MHz BW, Mid Channel, QPSK

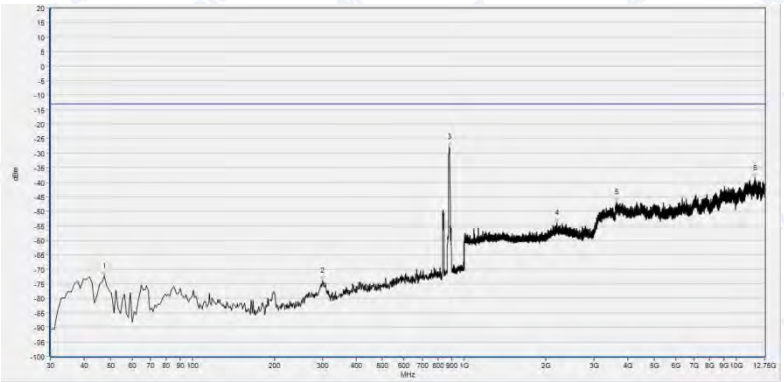

Number	Fre. (MHz)	Peak	Limit(PK)	Antenna	Verdict
1	47.460	-72.32	-13.00	Horizontal	PASS
2	301.600	-73.94	-13.00	Horizontal	PASS
3	881.660	-27.93	-13.00	Horizontal	N.A
4	2187.035	-53.94	-13.00	Horizontal	PASS
5	3637.334	-46.87	-13.00	Horizontal	PASS
6	11718.203	-38.55	-13.00	Horizontal	PASS

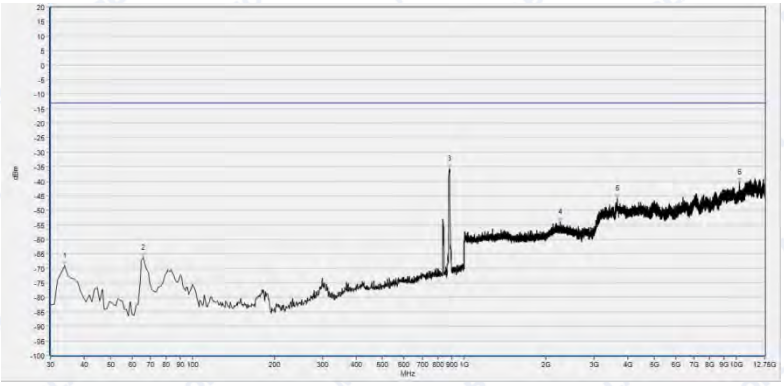

Number	Fre. (MHz)	Peak	Limit(PK)	Antenna	Verdict
1	33.880	-69.05	-13.00	Vertical	PASS
2	65.890	-66.16	-13.00	Vertical	PASS
3	881.660	-35.59	-13.00	Vertical	N.A
4	2251.060	-53.92	-13.00	Vertical	PASS
5	3661.329	-45.91	-13.00	Vertical	PASS
6	10280.333	-40.33	-13.00	Vertical	PASS

LTE Band 5 10MHz BW, Mid Channel, 16QAM

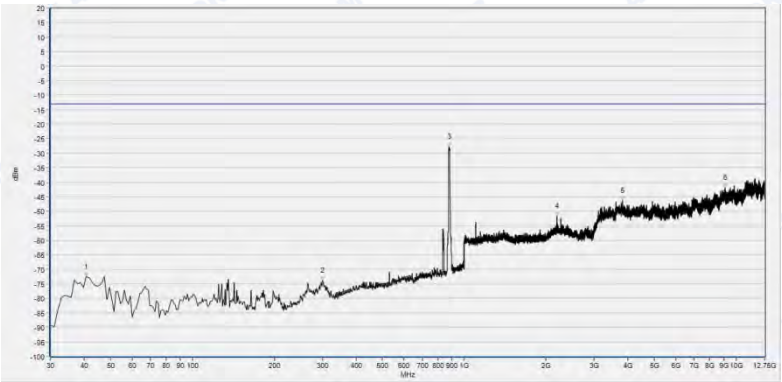

Number	Fre. (MHz)	Peak	Limit(PK)	Antenna	Verdict
1	40.670	-72.43	-13.00	Horizontal	PASS
2	301.600	-73.93	-13.00	Horizontal	PASS
3	877.780	-27.82	-13.00	Horizontal	N.A
4	2191.517	-51.72	-13.00	Horizontal	PASS
5	3816.376	-46.39	-13.00	Horizontal	PASS
6	9099.027	-42.00	-13.00	Horizontal	PASS

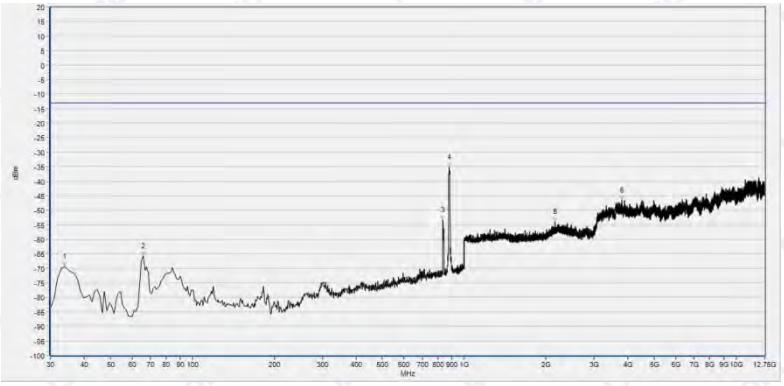

Number	Fre. (MHz)	Peak	Limit(PK)	Antenna	Verdict
1	33.880	-69.39	-13.00	Vertical	PASS
2	65.890	-65.75	-13.00	Vertical	PASS
3	834.130	-53.36	-13.00	Vertical	N.A
4	880.690	-35.10	-13.00	Vertical	N.A
5	2156.943	-54.04	-13.00	Vertical	PASS
6	3797.918	-46.69	-13.00	Vertical	PASS

LTE Band 7 5MHz BW, Mid Channel, QPSK

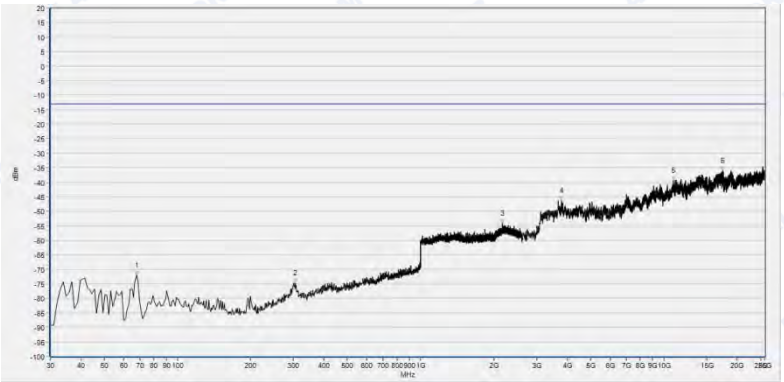

Number	Fre. (MHz)	Peak	Limit(PK)	Antenna	Verdict
1	67.830	-71.97	-13.00	Horizontal	PASS
2	304.510	-74.65	-13.00	Horizontal	PASS
3	2163.345	-54.20	-13.00	Horizontal	PASS
4	3787.234	-46.36	-13.00	Horizontal	PASS
5	10919.149	-39.50	-13.00	Horizontal	PASS
6	17463.830	-36.15	-13.00	Horizontal	PASS

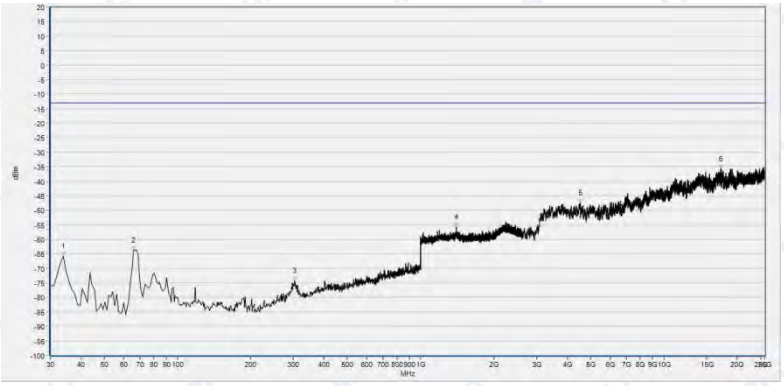

Number	Fre. (MHz)	Peak	Limit(PK)	Antenna	Verdict
1	33.880	-65.89	-13.00	Vertical	PASS
2	65.890	-63.86	-13.00	Vertical	PASS
3	303.540	-74.23	-13.00	Vertical	PASS
4	1399.520	-55.70	-13.00	Vertical	PASS
5	4531.915	-47.42	-13.00	Vertical	PASS
6	17153.191	-35.97	-13.00	Vertical	PASS

LTE Band 7 5MHz BW, Mid Channel, 16QAM

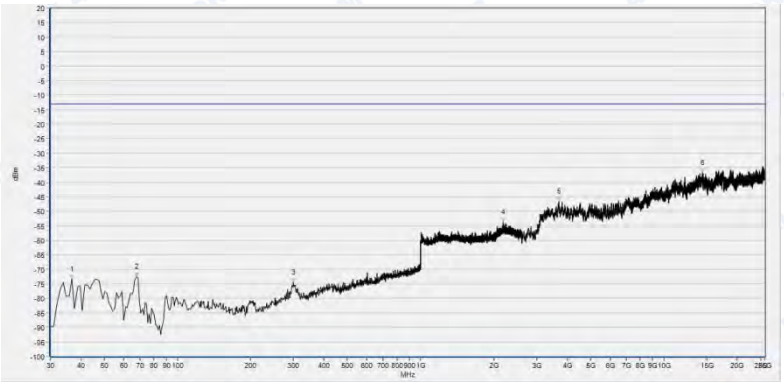

Number	Fre. (MHz)	Peak	Limit(PK)	Antenna	Verdict
1	36.790	-73.47	-13.00	Horizontal	PASS
2	67.830	-72.62	-13.00	Horizontal	PASS
3	299.660	-74.47	-13.00	Horizontal	PASS
4	2183.193	-53.77	-13.00	Horizontal	PASS
5	3697.872	-46.66	-13.00	Horizontal	PASS
6	14408.511	-36.86	-13.00	Horizontal	PASS

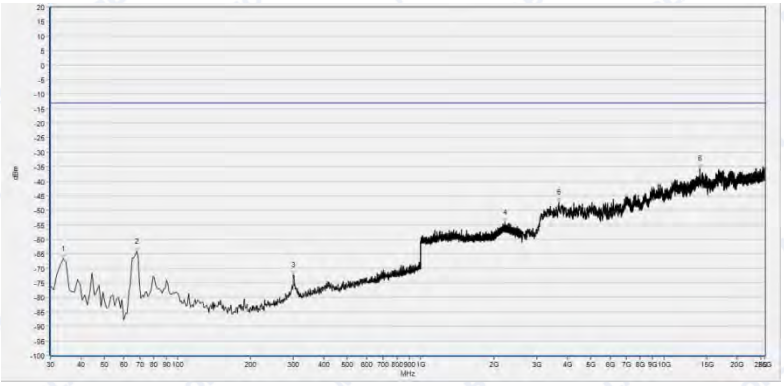

Number	Fre. (MHz)	Peak	Limit(PK)	Antenna	Verdict
1	33.880	-66.70	-13.00	Vertical	PASS
2	67.830	-64.17	-13.00	Vertical	PASS
3	299.660	-72.39	-13.00	Vertical	PASS
4	2216.487	-54.22	-13.00	Vertical	PASS
5	3697.872	-47.37	-13.00	Vertical	PASS
6	14025.532	-35.74	-13.00	Vertical	PASS

LTE Band 7 10MHz BW, Mid Channel, QPSK

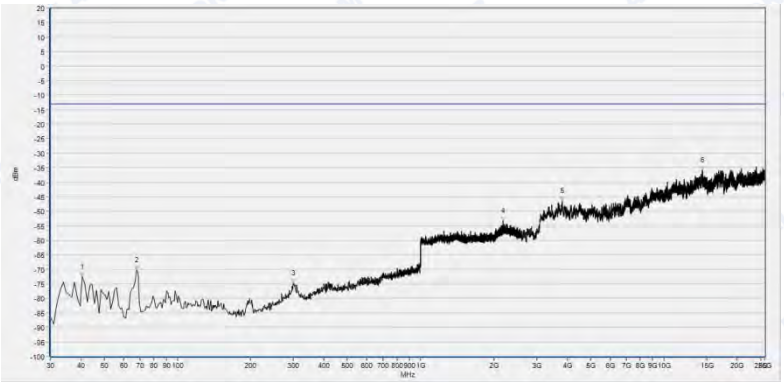

Number	Fre. (MHz)	Peak	Limit(PK)	Antenna	Verdict
1	40.670	-72.47	-13.00	Horizontal	PASS
2	67.830	-70.32	-13.00	Horizontal	PASS
3	298.690	-74.76	-13.00	Horizontal	PASS
4	2180.632	-53.29	-13.00	Horizontal	PASS
5	3812.766	-46.38	-13.00	Horizontal	PASS
6	14382.979	-35.80	-13.00	Horizontal	PASS

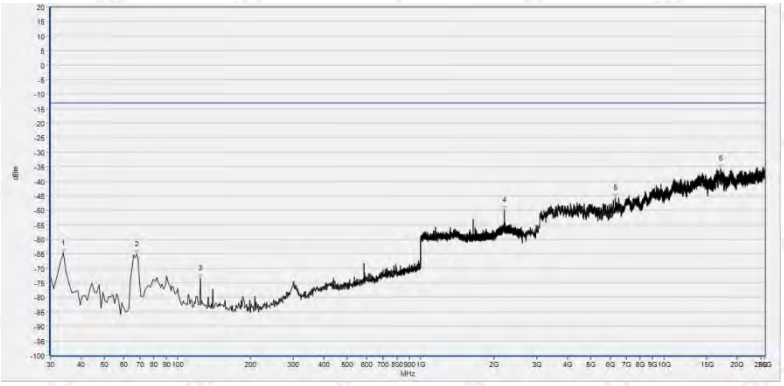

Number	Fre. (MHz)	Peak	Limit(PK)	Antenna	Verdict
1	33.880	-64.60	-13.00	Vertical	PASS
2	67.830	-65.22	-13.00	Vertical	PASS
3	124.090	-73.36	-13.00	Vertical	PASS
4	2202.401	-49.95	-13.00	Vertical	PASS
5	6319.149	-45.60	-13.00	Vertical	PASS
6	17123.404	-35.59	-13.00	Vertical	PASS

LTE Band 7 10MHz BW, Mid Channel, 16QAM

Number	Fre. (MHz)	Peak	Limit(PK)	Antenna	Verdict
1	40.670	-71.85	-13.00	Horizontal	PASS
2	67.830	-72.61	-13.00	Horizontal	PASS
3	299.660	-74.44	-13.00	Horizontal	PASS
4	2085.234	-54.92	-13.00	Horizontal	PASS
5	3693.617	-47.39	-13.00	Horizontal	PASS
6	14229.787	-36.86	-13.00	Horizontal	PASS

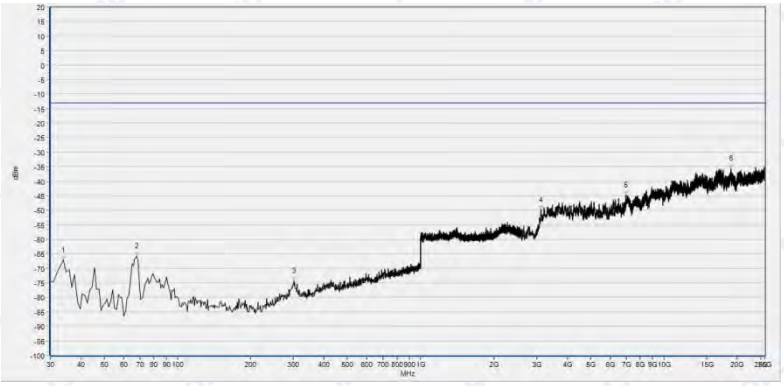

Number	Fre. (MHz)	Peak	Limit(PK)	Antenna	Verdict
1	33.880	-67.06	-13.00	Vertical	PASS
2	67.830	-65.92	-13.00	Vertical	PASS
3	301.600	-74.38	-13.00	Vertical	PASS
4	3123.404	-49.98	-13.00	Vertical	PASS
5	6987.234	-44.72	-13.00	Vertical	PASS
6	18838.298	-35.73	-13.00	Vertical	PASS

LTE Band 7 15MHz BW, Mid Channel, QPSK

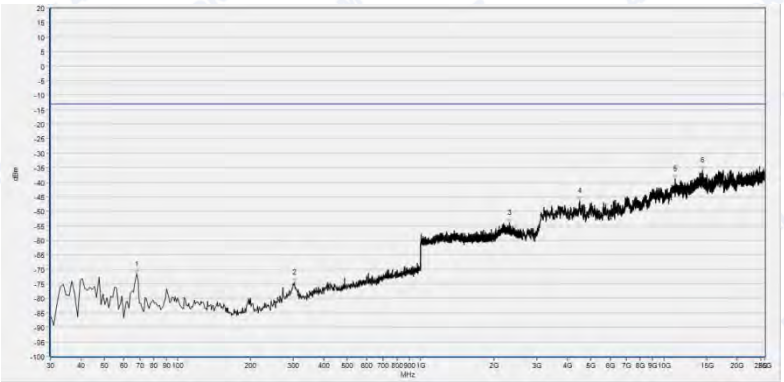

Number	Fre. (MHz)	Peak	Limit(PK)	Antenna	Verdict
1	67.830	-71.65	-13.00	Horizontal	PASS
2	302.570	-74.64	-13.00	Horizontal	PASS
3	2319.568	-54.07	-13.00	Horizontal	PASS
4	4519.149	-46.27	-13.00	Horizontal	PASS
5	11140.426	-38.77	-13.00	Horizontal	PASS
6	14417.021	-35.94	-13.00	Horizontal	PASS

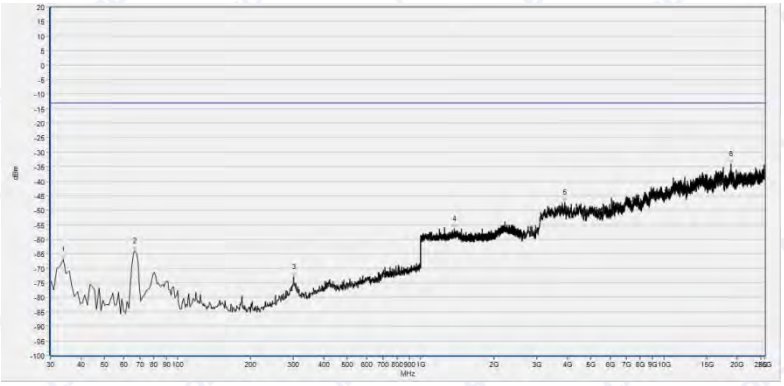

Number	Fre. (MHz)	Peak	Limit(PK)	Antenna	Verdict
1	33.880	-66.85	-13.00	Vertical	PASS
2	66.860	-64.10	-13.00	Vertical	PASS
3	300.630	-72.89	-13.00	Vertical	PASS
4	1376.471	-56.52	-13.00	Vertical	PASS
5	3919.149	-47.22	-13.00	Vertical	PASS
6	18876.596	-34.07	-13.00	Vertical	PASS

LTE Band 7 15MHz BW, Mid Channel, 16QAM

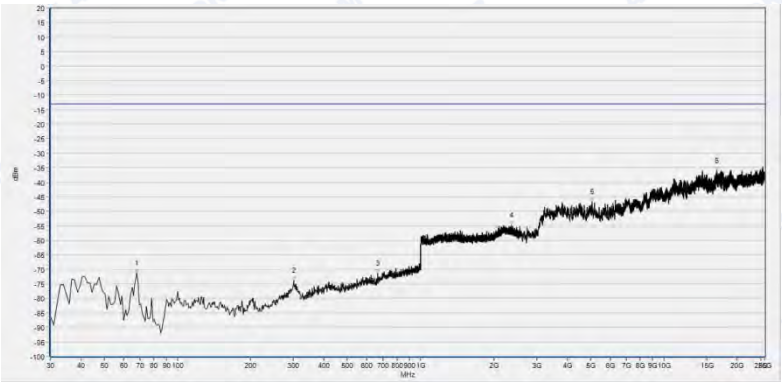

Number	Fre. (MHz)	Peak	Limit(PK)	Antenna	Verdict
1	67.830	-71.37	-13.00	Horizontal	PASS
2	300.630	-73.96	-13.00	Horizontal	PASS
3	665.350	-71.44	-13.00	Horizontal	PASS
4	2365.666	-54.76	-13.00	Horizontal	PASS
5	5076.596	-46.83	-13.00	Horizontal	PASS
6	16459.574	-36.20	-13.00	Horizontal	PASS

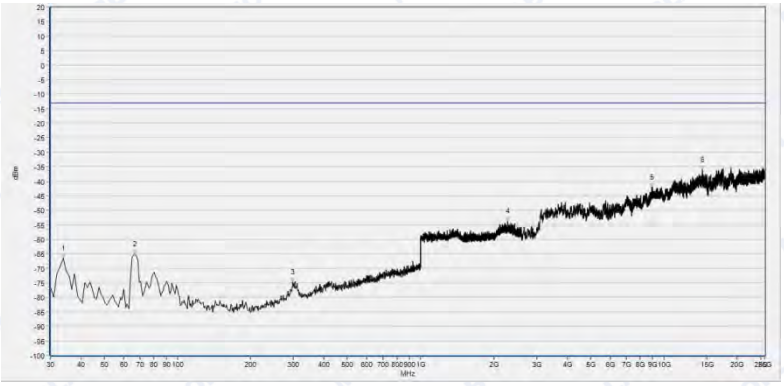

Number	Fre. (MHz)	Peak	Limit(PK)	Antenna	Verdict
1	33.880	-66.45	-13.00	Vertical	PASS
2	66.860	-65.10	-13.00	Vertical	PASS
3	297.720	-74.72	-13.00	Vertical	PASS
4	2283.713	-53.64	-13.00	Vertical	PASS
5	8944.681	-42.22	-13.00	Vertical	PASS
6	14442.553	-36.18	-13.00	Vertical	PASS

LTE Band 7 20MHz BW, Mid Channel, QPSK

Number	Fre. (MHz)	Peak	Limit(PK)	Antenna	Verdict
1	67.830	-72.38	-13.00	Horizontal	PASS
2	197.810	-76.85	-13.00	Horizontal	PASS
3	584.840	-70.04	-13.00	Horizontal	PASS
4	2162.705	-54.42	-13.00	Horizontal	PASS
5	7063.830	-43.09	-13.00	Horizontal	PASS
6	16817.021	-36.36	-13.00	Horizontal	PASS

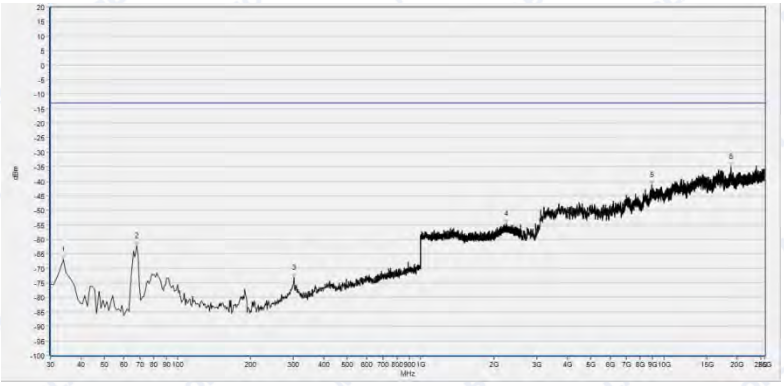

Number	Fre. (MHz)	Peak	Limit(PK)	Antenna	Verdict
1	33.880	-66.97	-13.00	Vertical	PASS
2	67.830	-62.30	-13.00	Vertical	PASS
3	301.600	-73.19	-13.00	Vertical	PASS
4	2254.902	-54.68	-13.00	Vertical	PASS
5	8910.638	-41.15	-13.00	Vertical	PASS
6	18902.128	-35.04	-13.00	Vertical	PASS

LTE Band 7 20MHz BW, Mid Channel, 16QAM

Number	Fre. (MHz)	Peak	Limit(PK)	Antenna	Verdict
1	41.640	-71.55	-13.00	Horizontal	PASS
2	126.030	-74.92	-13.00	Horizontal	PASS
3	305.480	-75.07	-13.00	Horizontal	PASS
4	3680.851	-47.11	-13.00	Horizontal	PASS
5	8995.745	-41.56	-13.00	Horizontal	PASS
6	17480.851	-36.16	-13.00	Horizontal	PASS

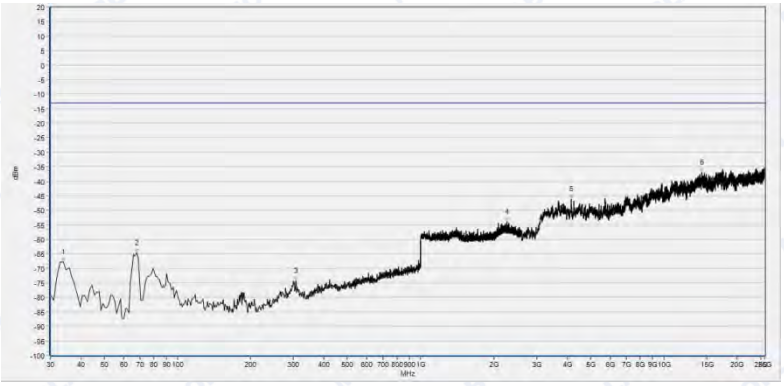

Number	Fre. (MHz)	Peak	Limit(PK)	Antenna	Verdict
1	33.880	-67.84	-13.00	Vertical	PASS
2	67.830	-64.59	-13.00	Vertical	PASS
3	307.420	-74.40	-13.00	Vertical	PASS
4	2259.384	-53.92	-13.00	Vertical	PASS
5	4153.191	-46.23	-13.00	Vertical	PASS
6	14297.872	-37.01	-13.00	Vertical	PASS

LTE Band 28(704-710MHz) 3MHz BW, Mid Channel, QPSK

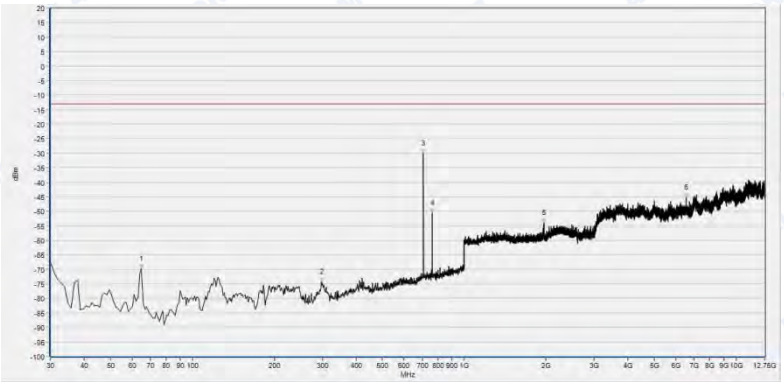

Number	Fre. (MHz)	Peak	Limit(PK)	Antenna	Verdict
1	64.920	-69.90	-13.00	Horizontal	PASS
2	299.660	-74.31	-13.00	Horizontal	PASS
3	707.060	-73.03	-13.00	Horizontal	PASS
4	762.350	-72.55	-13.00	Horizontal	PASS
5	1966.146	-54.05	-13.00	Horizontal	PASS
6	6551.837	-45.24	-13.00	Horizontal	PASS

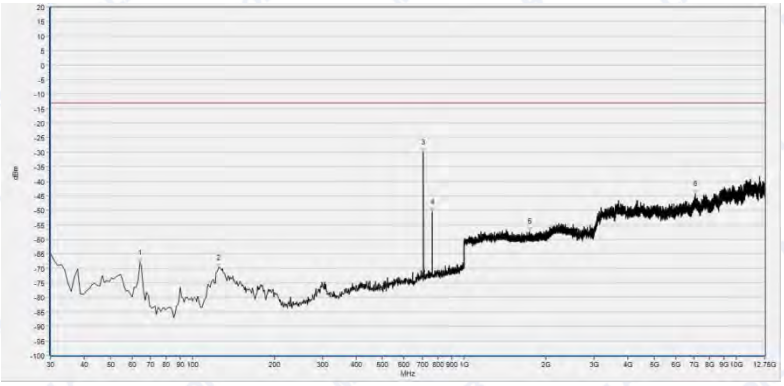

Number	Fre. (MHz)	Peak	Limit(PK)	Antenna	Verdict
1	63.950	-68.15	-13.00	Vertical	PASS
2	125.060	-69.74	-13.00	Vertical	PASS
3	707.060	-73.14	-13.00	Vertical	PASS
4	762.350	-72.67	-13.00	Vertical	PASS
5	1736.935	-57.25	-13.00	Vertical	PASS
6	7092.653	-44.36	-13.00	Vertical	PASS

LTE Band 28(704-710MHz) 5MHz BW, Mid Channel, QPSK

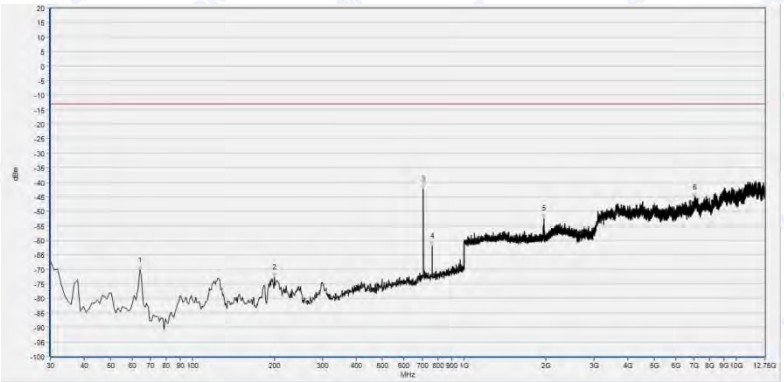

Number	Fre. (MHz)	Peak	Limit(PK)	Antenna	Verdict
1	63.950	-70.35	-13.00	Horizontal	PASS
2	199.750	-72.73	-13.00	Horizontal	PASS
3	707.060	-72.36	-13.00	Horizontal	PASS
4	762.350	-71.98	-13.00	Horizontal	PASS
5	1962.305	-52.48	-13.00	Horizontal	PASS
6	7055.737	-45.16	-13.00	Horizontal	PASS

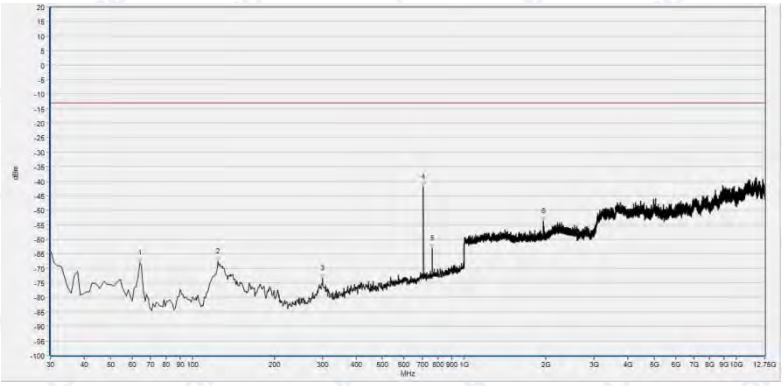

Number	Fre. (MHz)	Peak	Limit(PK)	Antenna	Verdict
1	63.950	-68.14	-13.00	Vertical	PASS
2	124.090	-67.68	-13.00	Vertical	PASS
3	301.600	-73.40	-13.00	Vertical	PASS
4	707.060	-71.80	-13.00	Vertical	PASS
5	762.350	-73.08	-13.00	Vertical	PASS
6	1953.341	-53.81	-13.00	Vertical	PASS

LTE Band 28(710-716MHz) 3MHz BW, Mid Channel, QPSK

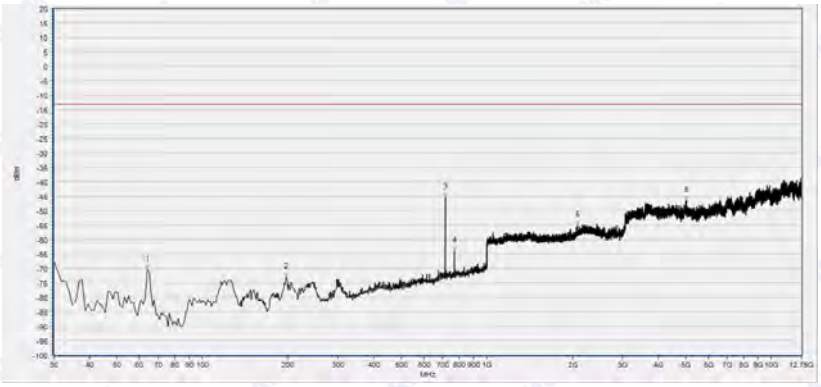

Number	Fre. (MHz)	Peak	Limit(PK)	Antenna	Verdict
1	63.950	-70.15	-13.00	Horizontal	PASS
2	196.840	-72.79	-13.00	Horizontal	PASS
3	713.850	-71.13	-13.00	Horizontal	PASS
4	768.170	-71.91	-13.00	Horizontal	PASS
5	2081.393	-55.03	-13.00	Horizontal	PASS
6	5034.597	-46.34	-13.00	Horizontal	PASS

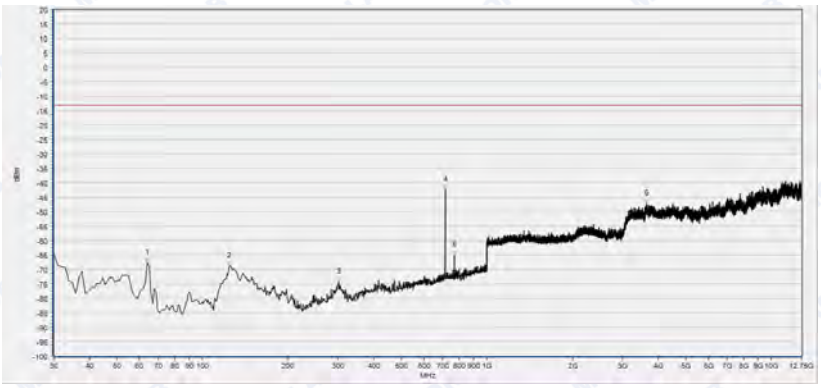

Number	Fre. (MHz)	Peak	Limit(PK)	Antenna	Verdict
1	63.950	-67.66	-13.00	Vertical	PASS
2	124.090	-68.90	-13.00	Vertical	PASS
3	300.630	-74.38	-13.00	Vertical	PASS
4	713.850	-72.39	-13.00	Vertical	PASS
5	768.170	-70.11	-13.00	Vertical	PASS
6	3637.334	-47.08	-13.00	Vertical	PASS

LTE Band 28(710-716MHz) 5MHz BW, Mid Channel, QPSK

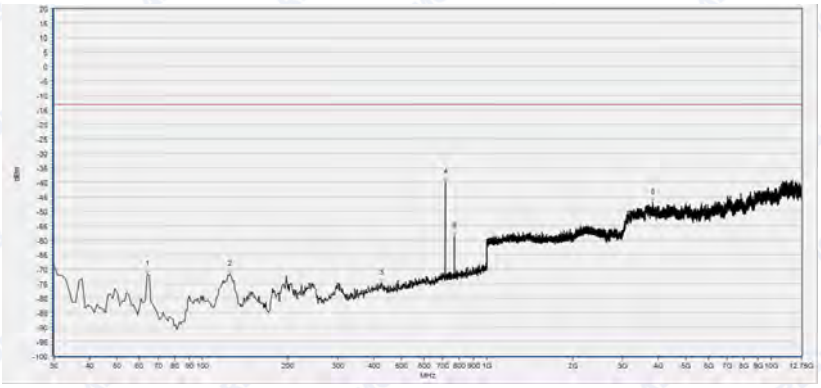

Number	Fre. (MHz)	Peak	Limit(PK)	Antenna	Verdict
1	63.950	-71.78	-13.00	Horizontal	PASS
2	125.060	-71.71	-13.00	Horizontal	PASS
3	424.790	-74.83	-13.00	Horizontal	PASS
4	713.850	-72.10	-13.00	Horizontal	PASS
5	768.170	-71.60	-13.00	Horizontal	PASS
6	3816.376	-47.00	-13.00	Horizontal	PASS

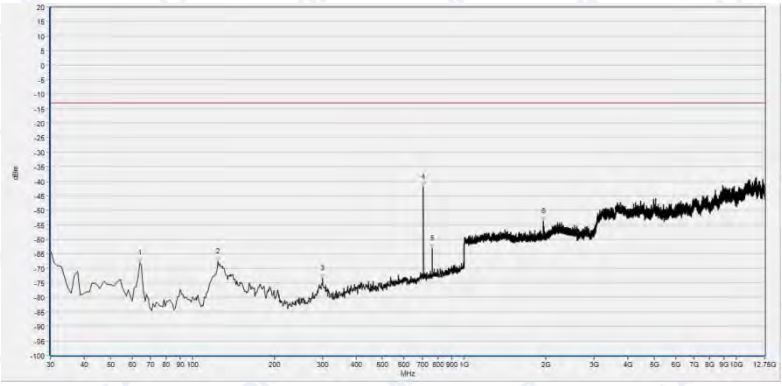

Number	Fre. (MHz)	Peak	Limit(PK)	Antenna	Verdict
1	63.950	-68.14	-13.00	Vertical	PASS
2	124.090	-67.68	-13.00	Vertical	PASS
3	301.600	-73.40	-13.00	Vertical	PASS
4	707.060	-71.80	-13.00	Vertical	PASS
5	762.350	-73.08	-13.00	Vertical	PASS
6	1953.341	-53.81	-13.00	Vertical	PASS

LTE Band 28(734-740MHz) 3MHz BW, Mid Channel, QPSK

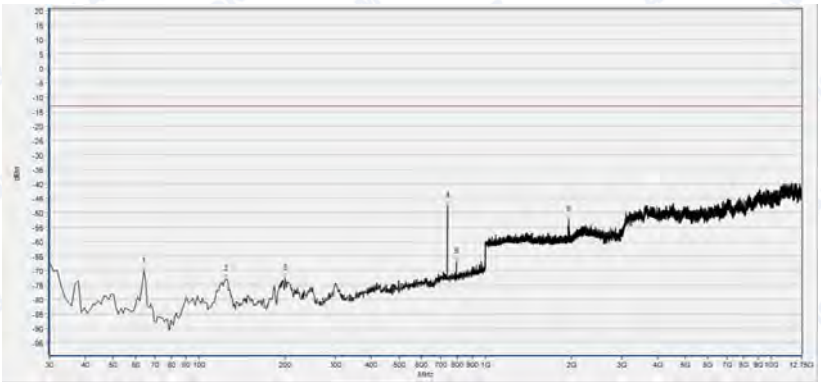

Number	Fre. (MHz)	Peak	Limit(PK)	Antenna	Verdict
1	63.950	-70.35	-13.00	Horizontal	PASS
2	124.090	-72.92	-13.00	Horizontal	PASS
3	199.750	-72.73	-13.00	Horizontal	PASS
4	737.130	-72.62	-13.00	Horizontal	PASS
5	792.420	-72.93	-13.00	Horizontal	PASS
6	1962.305	-52.48	-13.00	Horizontal	PASS

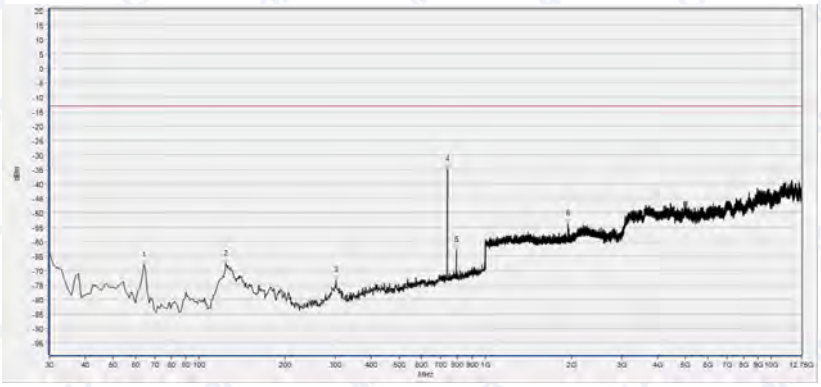

Number	Fre. (MHz)	Peak	Limit(PK)	Antenna	Verdict
1	63.950	-68.14	-13.00	Vertical	PASS
2	124.090	-67.68	-13.00	Vertical	PASS
3	301.600	-73.40	-13.00	Vertical	PASS
4	737.130	-72.10	-13.00	Vertical	PASS
5	792.420	-71.80	-13.00	Vertical	PASS
6	1953.341	-53.81	-13.00	Vertical	PASS

LTE Band 28(734-740MHz) 5MHz BW, Mid Channel, QPSK

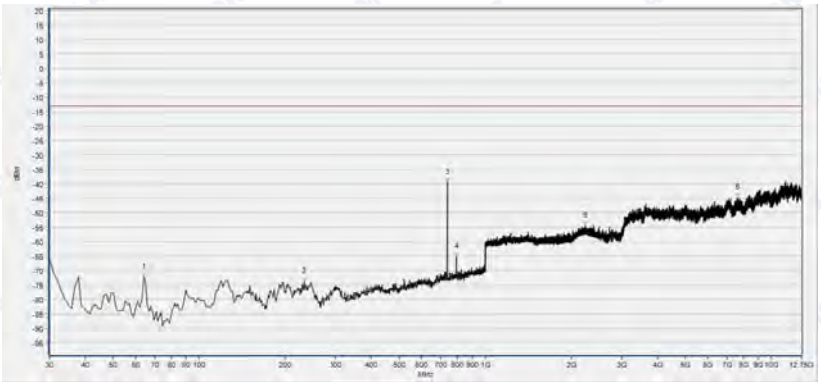

Number	Fre. (MHz)	Peak	Limit(PK)	Antenna	Verdict
1	63.950	-72.24	-13.00	Horizontal	PASS
2	232.730	-73.84	-13.00	Horizontal	PASS
3	737.130	-72.61	-13.00	Horizontal	PASS
4	792.420	-72.12	-13.00	Horizontal	PASS
5	2236.335	-54.57	-13.00	Horizontal	PASS
6	7640.853	-44.87	-13.00	Horizontal	PASS

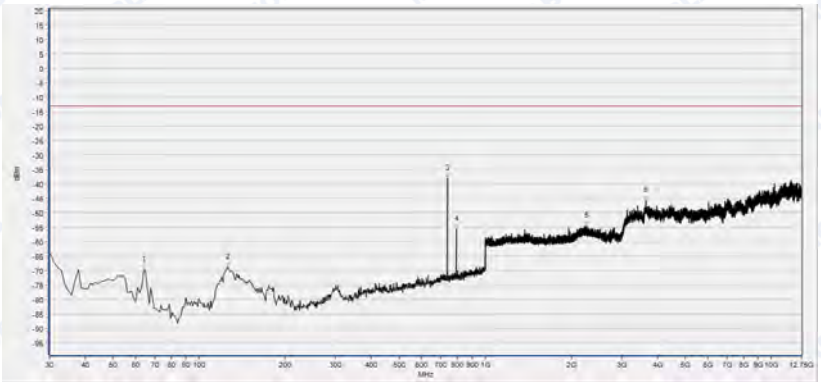

Number	Fre. (MHz)	Peak	Limit(PK)	Antenna	Verdict
1	63.950	-69.85	-13.00	Vertical	PASS
2	126.030	-68.82	-13.00	Vertical	PASS
3	737.130	-73.20	-13.00	Vertical	PASS
4	792.420	-71.65	-13.00	Vertical	PASS
5	2265.786	-54.46	-13.00	Vertical	PASS
6	3648.409	-45.73	-13.00	Vertical	PASS

LTE Band 28(740-746MHz) 3MHz BW, Mid Channel, QPSK

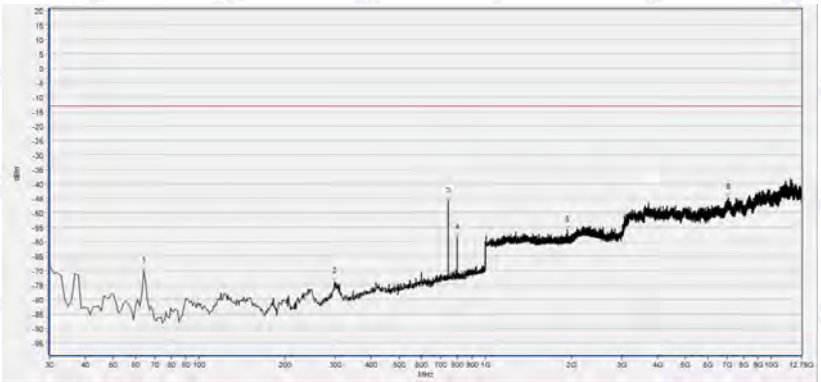

Number	Fre. (MHz)	Peak	Limit(PK)	Antenna	Verdict
1	63.950	-70.30	-13.00	Horizontal	PASS
2	297.720	-73.74	-13.00	Horizontal	PASS
3	743.920	-72.87	-13.00	Horizontal	PASS
4	798.240	-70.52	-13.00	Horizontal	PASS
5	1939.256	-55.88	-13.00	Horizontal	PASS
6	7081.578	-44.84	-13.00	Horizontal	PASS

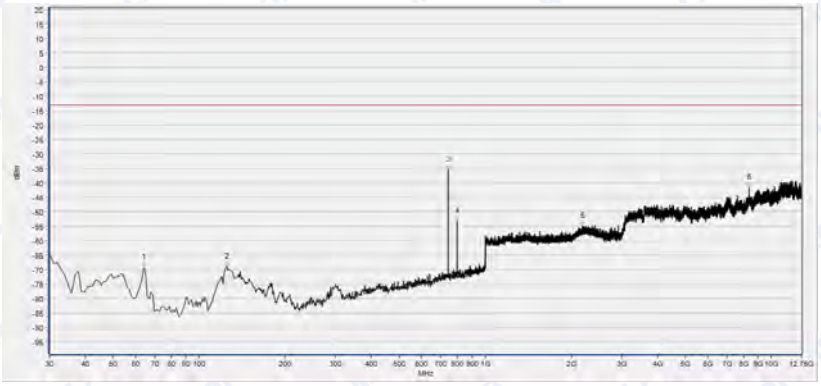

Number	Fre. (MHz)	Peak	Limit(PK)	Antenna	Verdict
1	63.950	-69.38	-13.00	Vertical	PASS
2	125.060	-69.06	-13.00	Vertical	PASS
3	743.920	-72.57	-13.00	Vertical	PASS
4	798.240	-71.41	-13.00	Vertical	PASS
5	2194.078	-54.96	-13.00	Vertical	PASS
6	8395.781	-41.70	-13.00	Vertical	PASS

LTE Band 28(740-746MHz) 5MHz BW, Mid Channel, QPSK

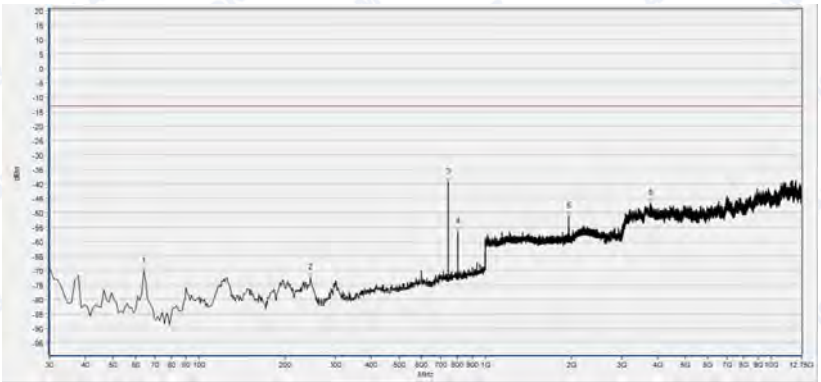

Number	Fre. (MHz)	Peak	Limit(PK)	Antenna	Verdict
1	63.950	-70.29	-13.00	Horizontal	PASS
2	245.340	-72.36	-13.00	Horizontal	PASS
3	743.920	-73.38	-13.00	Horizontal	PASS
4	803.090	-69.55	-13.00	Horizontal	PASS
5	1955.902	-51.17	-13.00	Horizontal	PASS
6	3796.072	-46.64	-13.00	Horizontal	PASS

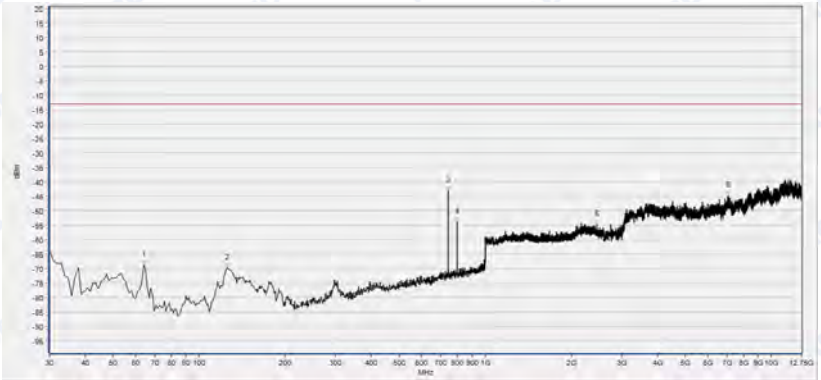

Number	Fre. (MHz)	Peak	Limit(PK)	Antenna	Verdict
1	63.950	-68.92	-13.00	Vertical	PASS
2	125.060	-69.86	-13.00	Vertical	PASS
3	743.920	-73.02	-13.00	Vertical	PASS
4	798.240	-71.80	-13.00	Vertical	PASS
5	2455.302	-54.83	-13.00	Vertical	PASS
6	7074.195	-44.78	-13.00	Vertical	PASS

***** END OF REPORT *****