RE 1G-3GHz PK+AV

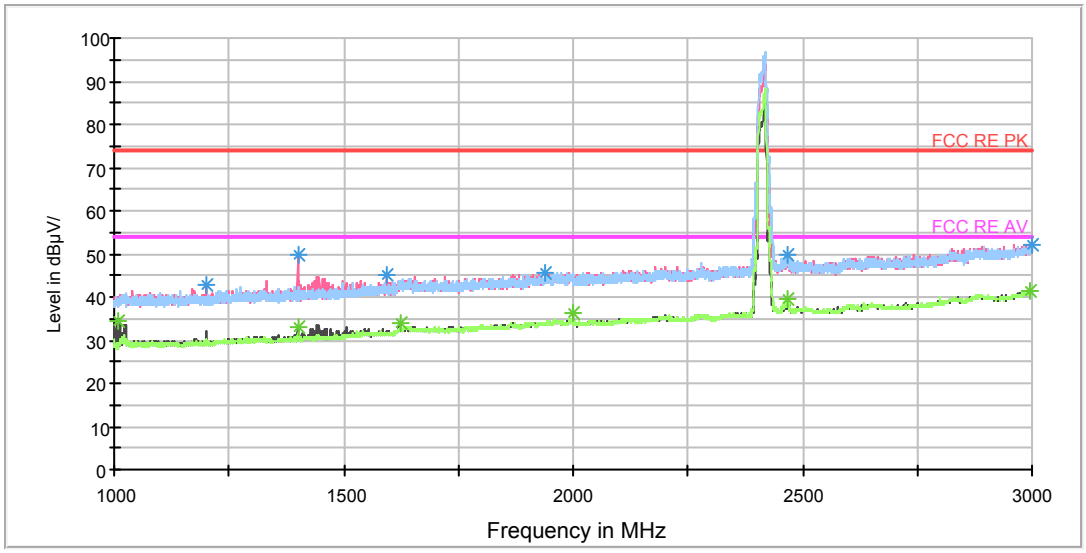

Note: The signal beyond the limit is carrier.

Radiates Emission from 1GHz to 3GHz

Frequency (MHz)	Peak (dBuV/m)	Height (cm)	Polarization	Azimuth (deg)	Reading value (dBuV/m)	Correct Factor (dB)	Margin (dB)	Limit (dBuV/m)
1200.000000	43.0	105.0	V	171.0	51.2	-8.2	31.0	74
1399.750000	49.6	105.0	V	215.0	56.7	-7.1	24.4	74
1595.500000	45.1	105.0	V	0.0	51.5	-6.4	28.9	74
1939.000000	45.8	105.0	H	0.0	49.5	-3.7	28.2	74
2469.250000	49.9	105.0	H	0.0	50.3	-0.4	24.1	74
2998.500000	52.2	105.0	V	104.0	49.9	2.3	21.8	74

Remark: 1. Correction Factor = Antenna factor+ Insertion loss (cable loss + amplifier gain)

Frequency (MHz)	Average (dBuV/m)	Height (cm)	Polarization	Azimuth (deg)	Reading value (dBuV/m)	Correct Factor (dB)	Margin (dB)	Limit (dBuV/m)
1006.750000	34.2	105.0	V	122.0	43.5	-9.3	19.8	54
1399.750000	33.1	105.0	V	215.0	40.2	-7.1	20.9	54
1625.750000	34.2	105.0	V	344.0	39.0	-4.8	19.8	54
2000.000000	36.5	105.0	V	176.0	39.9	-3.4	17.5	54
2467.000000	39.5	105.0	H	133.0	40.0	-0.5	14.5	54
2997.500000	41.5	105.0	H	98.0	39.2	2.3	12.5	54

Remark: 1. Correction Factor = Antenna factor+ Insertion loss (cable loss + amplifier gain)

This report shall not be reproduced except in full, without the written approval of TA Technology (Shanghai) Co., Ltd.

RE 3-18GHz PK+AV

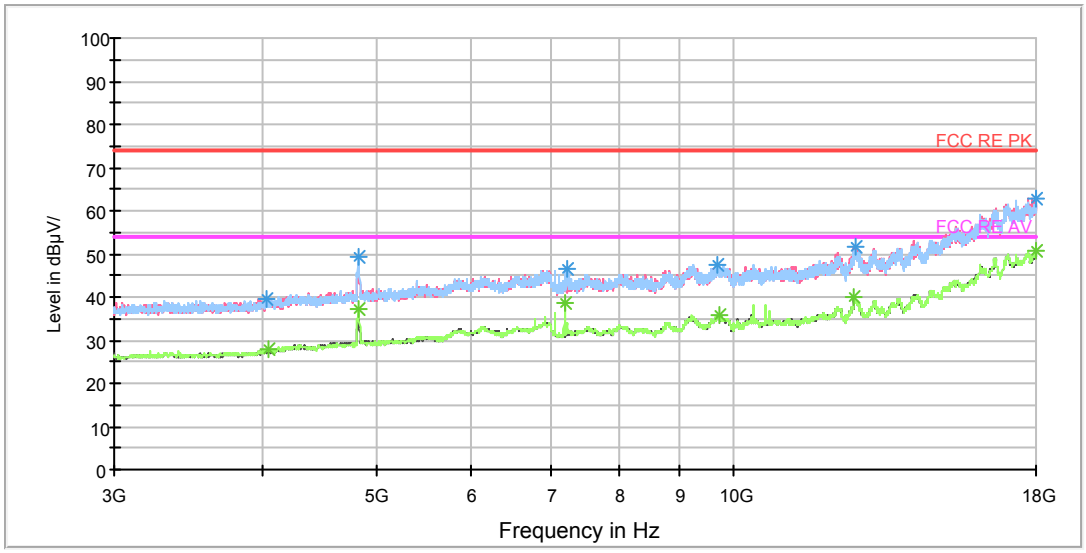

Radiates Emission from 3GHz to 18GHz

Frequency (MHz)	Peak (dBuV/m)	Height (cm)	Polarization	Azimuth (deg)	Reading value (dBuV/m)	Correct Factor (dB)	Margin (dB)	Limit (dBuV/m)
4035.000000	39.6	102.0	V	205.0	40.6	-1.0	34.4	74
4824.375000	49.3	102.0	H	42.0	47.9	1.4	24.7	74
7243.125000	46.4	102.0	H	64.0	39.5	6.9	27.6	74
9671.250000	47.4	102.0	V	68.0	37.9	9.5	26.6	74
12695.625000	51.7	102.0	V	205.0	37.6	14.1	22.3	74
18000.000000	62.7	102.0	H	222.0	37.2	25.5	11.3	74

Remark: 1. Correction Factor = Antenna factor+ Insertion loss (cable loss + amplifier gain)

Frequency (MHz)	Average (dBuV/m)	Height (cm)	Polarization	Azimuth (deg)	Reading value (dBuV/m)	Correct Factor (dB)	Margin (dB)	Limit (dBuV/m)
4042.500000	27.8	102.0	H	200.0	28.8	-1.0	26.2	54
4824.375000	37.1	102.0	H	42.0	35.7	1.4	16.9	54
7198.125000	38.6	102.0	H	64.0	32.2	6.4	15.4	54
9738.750000	35.6	102.0	H	0.0	25.6	10.0	18.4	54
12641.250000	39.9	102.0	V	249.0	25.4	14.5	14.1	54
18000.000000	50.5	102.0	H	222.0	25.0	25.5	3.5	54

Remark: 1. Correction Factor = Antenna factor+ Insertion loss (cable loss + amplifier gain)

This report shall not be reproduced except in full, without the written approval of TA Technology (Shanghai) Co., Ltd.

RE 18-26.5GHz PK+AV

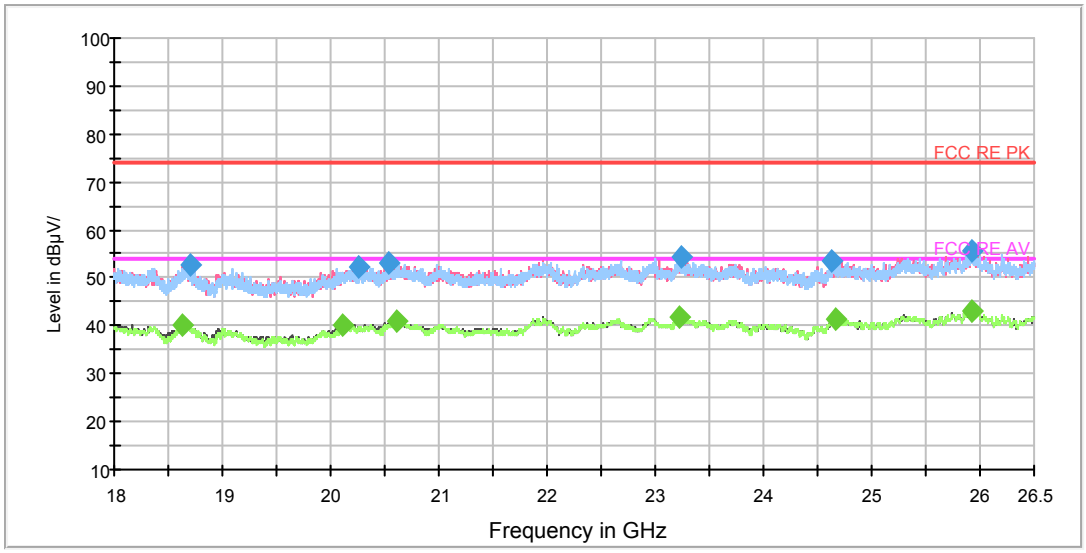

Radiates Emission from 18GHz to 26.5GHz

Frequency (MHz)	Peak (dBuV/m)	Polarization	Azimuth (deg)	Reading value (dBuV/m)	Correct Factor (dB)	Margin (dB)	Limit (dBuV/m)
18698.062500	52.9	V	0.0	57.3	-4.4	21.1	74.0
20253.562500	52.2	V	339.0	58.1	-5.9	21.8	74.0
20538.312500	53.1	V	21.0	59.4	-6.3	20.9	74.0
23237.062500	54.2	V	156.0	60.2	-6.0	19.8	74.0
24624.687500	53.4	H	46.0	59.4	-6.0	20.6	74.0
25926.250000	55.6	V	286.0	61.0	-5.4	18.4	74.0

Remark: 1. Correction Factor = Antenna factor+ Insertion loss (cable loss + amplifier gain)

Frequency (MHz)	Average (dBuV/m)	Polarization	Azimuth (deg)	Reading value (dBuV/m)	Correct Factor (dB)	Margin (dB)	Limit (dBuV/m)
18632.187500	40.3	V	0.0	44.5	-4.2	13.7	54.0
20109.062500	40.2	V	339.0	46.0	-5.8	13.8	54.0
20615.875000	40.8	V	129.0	47.3	-6.5	13.2	54.0
23225.375000	41.7	V	0.0	47.7	-6.0	12.3	54.0
24657.625000	41.4	V	129.0	47.4	-6.0	12.6	54.0
25917.750000	43.1	H	283.0	48.5	-5.4	10.9	54.0

Remark: 1. Correction Factor = Antenna factor+ Insertion loss (cable loss + amplifier gain)

This report shall not be reproduced except in full, without the written approval of TA Technology (Shanghai) Co., Ltd.

802.11g CH6

RE 30M-1GHz QP

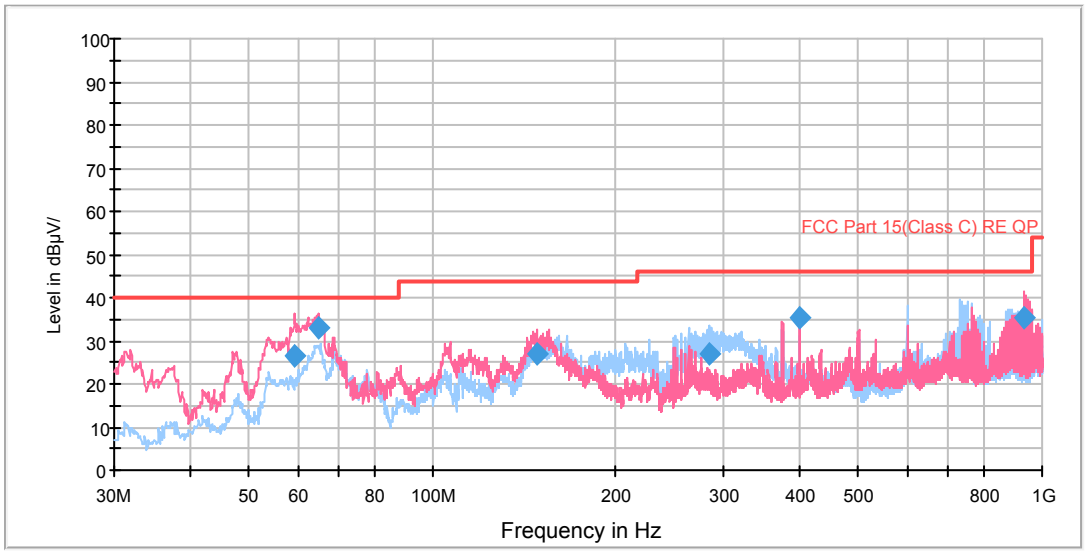

Radiates Emission from 30MHz to 1GHz

Frequency (MHz)	Quasi-Peak (dBuV/m)	Height (cm)	Polarization	Azimuth (deg)	Reading value (dBuV/m)	Correct Factor (dB)	Margin (dB)	Limit (dBuV/m)
59.354144	26.4	101.0	V	55.0	49.4	-23.0	13.6	40.0
64.797700	33.2	101.0	V	176.0	56.9	-23.7	6.8	40.0
148.127256	27.0	104.0	V	354.0	56.4	-29.4	16.5	43.5
284.833500	26.9	101.0	H	281.0	50.2	-23.3	19.1	46.0
400.013750	35.5	105.0	V	22.0	56.3	-20.8	10.5	46.0
931.848000	35.4	105.0	V	89.0	48.4	-13.0	10.6	46.0

Remark: 1. Quasi-Peak = Reading value + Correction factor

2. Correction Factor = Antenna factor+ Insertion loss(cable loss+amplifier gain)

3. Margin = Limit – Quasi-Peak

This report shall not be reproduced except in full, without the written approval of TA Technology (Shanghai) Co., Ltd.

RE 1G-3GHz PK+AV

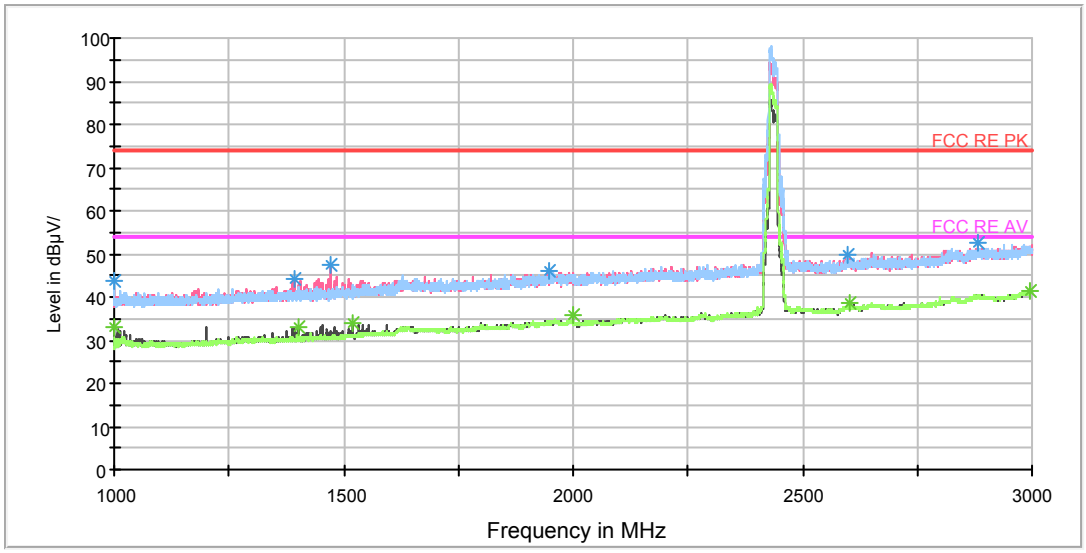

Note: The signal beyond the limit is carrier.

Radiates Emission from 1GHz to 3GHz

Frequency (MHz)	Peak (dBuV/m)	Height (cm)	Polarization	Azimuth (deg)	Reading value (dBuV/m)	Correct Factor (dB)	Margin (dB)	Limit (dBuV/m)
1000.250000	43.7	105.0	H	111.0	52.9	-9.2	30.3	74
1391.500000	44.3	105.0	V	111.0	51.3	-7.0	29.7	74
1471.250000	47.6	105.0	V	118.0	54.3	-6.7	26.4	74
1948.250000	46.1	105.0	H	111.0	49.6	-3.5	27.9	74
2600.000000	49.7	105.0	H	0.0	49.3	0.4	24.3	74
2883.000000	52.5	105.0	V	333.0	50.3	2.2	21.5	74

Remark: 1. Correction Factor = Antenna factor+ Insertion loss (cable loss + amplifier gain)

Frequency (MHz)	Average (dBuV/m)	Height (cm)	Polarization	Azimuth (deg)	Reading value (dBuV/m)	Correct Factor (dB)	Margin (dB)	Limit (dBuV/m)
1000.250000	33.0	105.0	V	86.0	42.2	-9.2	21.0	54
1400.000000	32.9	105.0	V	186.0	40.0	-7.1	21.1	54
1517.750000	33.9	105.0	V	350.0	40.5	-6.6	20.1	54
2000.000000	35.6	105.0	V	297.0	39.0	-3.4	18.4	54
2601.250000	38.4	105.0	V	210.0	38.0	0.4	15.6	54
2994.250000	41.5	105.0	H	181.0	39.2	2.3	12.5	54

Remark: 1. Correction Factor = Antenna factor+ Insertion loss (cable loss + amplifier gain)

This report shall not be reproduced except in full, without the written approval of TA Technology (Shanghai) Co., Ltd.

RE 3-18GHz PK+AV

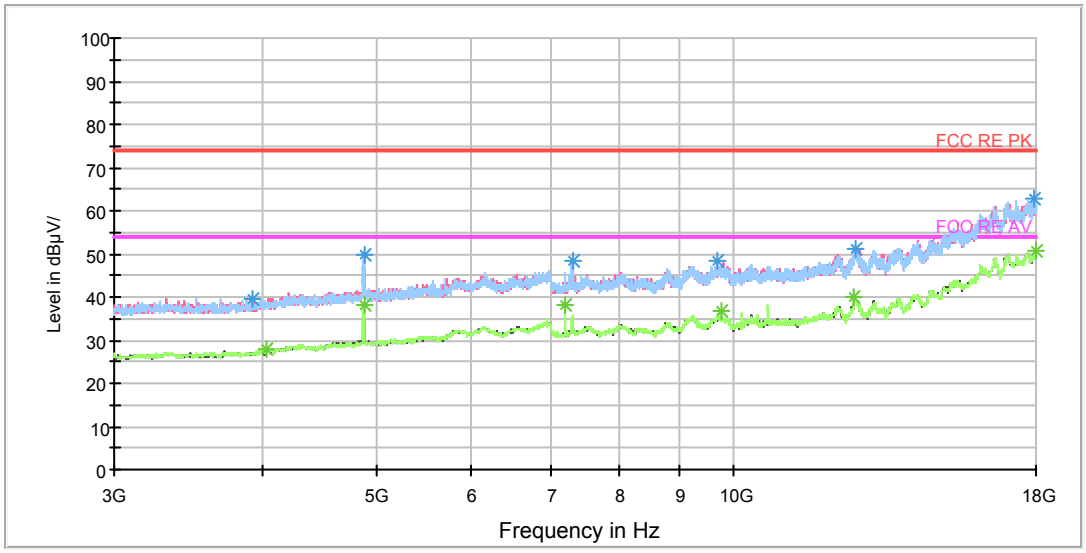

Radiates Emission from 3GHz to 18GHz

Frequency (MHz)	Peak (dBuV/m)	Height (cm)	Polarization	Azimuth (deg)	Reading value (dBuV/m)	Correct Factor (dB)	Margin (dB)	Limit (dBuV/m)
3928.125000	39.7	102.0	H	130.0	40.9	-1.2	34.3	74
4875.000000	49.7	102.0	H	316.0	47.9	1.8	24.3	74
7312.500000	48.4	102.0	H	62.0	41.4	7.0	25.6	74
9693.750000	48.1	102.0	H	0.0	38.5	9.6	25.9	74
12669.375000	51.2	102.0	H	199.0	37.2	14.0	22.8	74
17936.250000	62.6	102.0	V	253.0	37.5	25.1	11.4	74

Remark: 1. Correction Factor = Antenna factor+ Insertion loss (cable loss + amplifier gain)

Frequency (MHz)	Average (dBuV/m)	Height (cm)	Polarization	Azimuth (deg)	Reading value (dBuV/m)	Correct Factor (dB)	Margin (dB)	Limit (dBuV/m)
4035.000000	27.8	102.0	H	38.0	28.8	-1.0	26.2	54
4875.000000	38.3	102.0	H	316.0	36.5	1.8	15.7	54
7198.125000	38.1	102.0	H	107.0	31.7	6.4	15.9	54
9748.125000	36.6	102.0	H	84.0	26.8	9.8	17.4	54
12641.250000	40.0	102.0	V	299.0	25.5	14.5	14.0	54
18000.000000	50.8	102.0	V	321.0	25.3	25.5	3.2	54

Remark: 1. Correction Factor = Antenna factor+ Insertion loss (cable loss + amplifier gain)

This report shall not be reproduced except in full, without the written approval of TA Technology (Shanghai) Co., Ltd.

RE 18-26.5GHz PK+AV

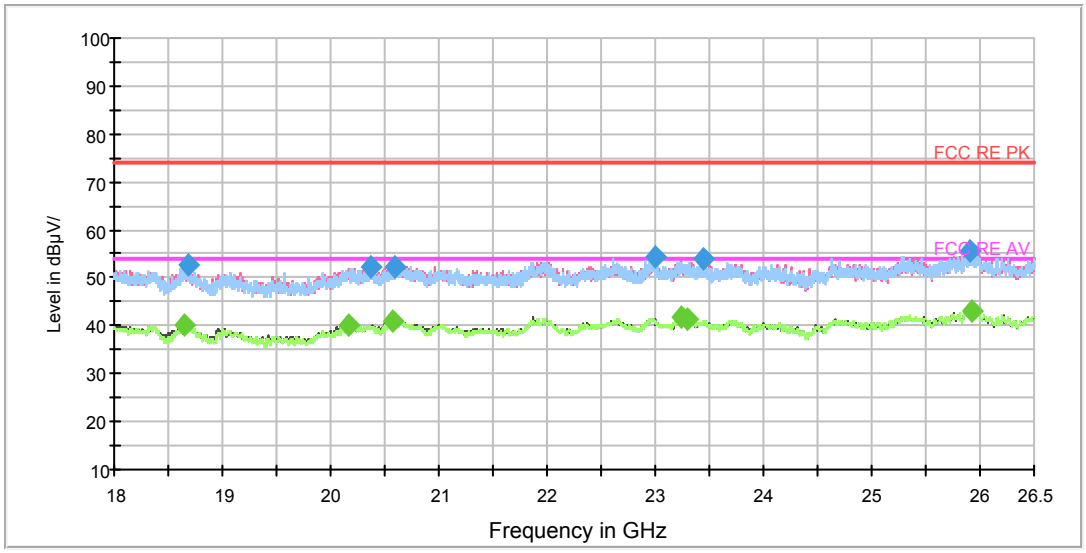

Radiates Emission from 18GHz to 26.5GHz

Frequency (MHz)	Peak (dBuV/m)	Polarization	Azimuth (deg)	Reading value (dBuV/m)	Correct Factor (dB)	Margin (dB)	Limit (dBuV/m)
18688.500000	52.7	V	21.0	57.0	-4.3	21.3	74.0
20375.750000	52.4	V	289.0	58.5	-6.1	21.6	74.0
20591.437500	52.5	V	131.0	58.9	-6.4	21.5	74.0
22992.687500	54.5	H	0.0	60.7	-6.2	19.5	74.0
23446.375000	53.9	H	69.0	59.8	-5.9	20.1	74.0
25913.500000	55.8	V	237.0	61.2	-5.4	18.2	74.0

Remark: 1. Correction Factor = Antenna factor+ Insertion loss (cable loss + amplifier gain)

Frequency (MHz)	Average (dBuV/m)	Polarization	Azimuth (deg)	Reading value (dBuV/m)	Correct Factor (dB)	Margin (dB)	Limit (dBuV/m)
18639.625000	40.2	V	289.0	44.4	-4.2	13.8	54.0
20162.187500	40.3	V	21.0	46.1	-5.8	13.7	54.0
20577.625000	40.9	V	0.0	47.3	-6.4	13.1	54.0
23231.750000	41.9	V	211.0	47.9	-6.0	12.1	54.0
23296.562500	41.3	H	228.0	47.3	-6.0	12.7	54.0
25918.812500	43.1	V	49.0	48.5	-5.4	10.9	54.0

Remark: 1. Correction Factor = Antenna factor+ Insertion loss (cable loss + amplifier gain)

This report shall not be reproduced except in full, without the written approval of TA Technology (Shanghai) Co., Ltd.

802.11g CH11

RE 30M-1GHz QP

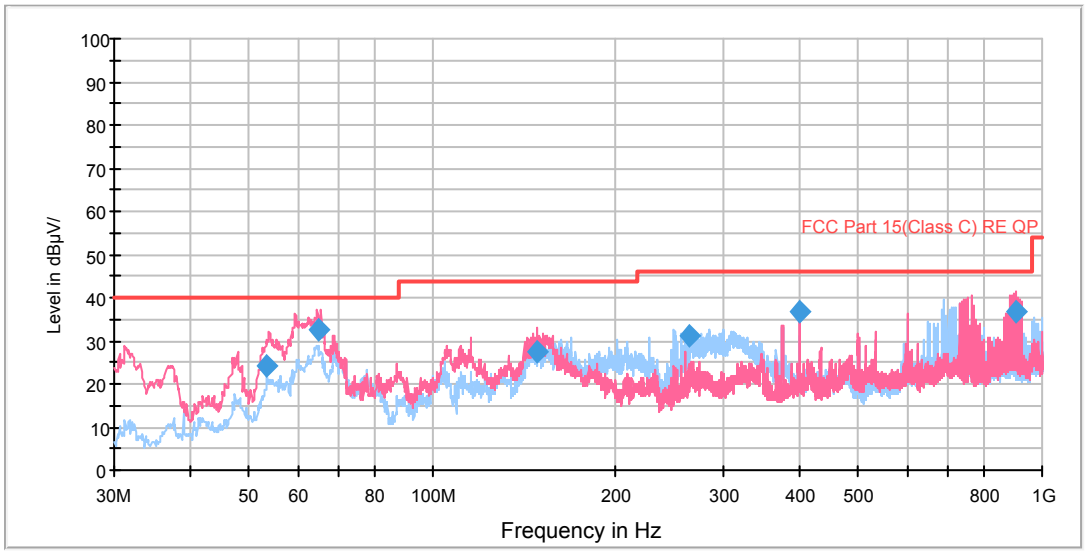

Radiates Emission from 30MHz to 1GHz

Frequency (MHz)	Quasi-Peak (dBuV/m)	Height (cm)	Polarization	Azimuth (deg)	Reading value (dBuV/m)	Correct Factor (dB)	Margin (dB)	Limit (dBuV/m)
53.508694	24.3	103.0	V	126.0	45.0	-20.7	15.7	40.0
64.795806	32.5	101.0	V	183.0	56.2	-23.7	7.5	40.0
148.126310	27.5	103.0	V	45.0	56.9	-29.4	16.0	43.5
262.823000	31.1	129.0	H	272.0	55.6	-24.5	14.9	46.0
400.015000	36.5	101.0	V	67.0	57.3	-20.8	9.5	46.0
907.941250	36.8	121.0	V	131.0	49.7	-12.9	9.2	46.0

Remark: 1. Quasi-Peak = Reading value + Correction factor

2. Correction Factor = Antenna factor+ Insertion loss(cable loss+amplifier gain)

3. Margin = Limit – Quasi-Peak

This report shall not be reproduced except in full, without the written approval of TA Technology (Shanghai) Co., Ltd.

RE 1G-3GHz PK+AV

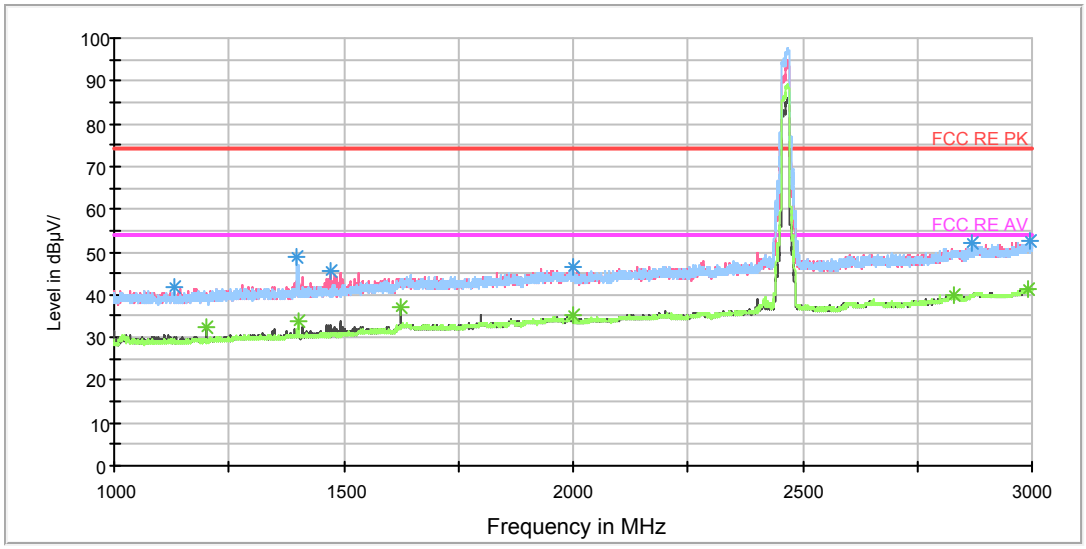

Note: The signal beyond the limit is carrier.

Radiates Emission from 1GHz to 3GHz

Frequency (MHz)	Peak (dBuV/m)	Height (cm)	Polarization	Azimuth (deg)	Reading value (dBuV/m)	Correct Factor (dB)	Margin (dB)	Limit (dBuV/m)
1129.750000	41.6	105.0	H	53.0	49.9	-8.3	32.4	74
1399.500000	48.6	105.0	H	130.0	55.7	-7.1	25.4	74
1473.500000	45.5	105.0	V	142.0	52.1	-6.6	28.5	74
1998.750000	46.6	105.0	V	343.0	50.0	-3.4	27.4	74
2869.000000	51.9	105.0	H	1.0	49.8	2.1	22.1	74
2995.750000	52.5	105.0	V	195.0	50.2	2.3	21.5	74

Remark: 1. Correction Factor = Antenna factor+ Insertion loss (cable loss + amplifier gain)

Frequency (MHz)	Average (dBuV/m)	Height (cm)	Polarization	Azimuth (deg)	Reading value (dBuV/m)	Correct Factor (dB)	Margin (dB)	Limit (dBuV/m)
1200.000000	32.6	105.0	V	87.0	40.8	-8.2	21.4	54
1400.500000	34.0	105.0	H	148.0	41.1	-7.1	20.0	54
1625.750000	37.0	105.0	V	267.0	41.8	-4.8	17.0	54
1999.750000	35.2	105.0	V	190.0	38.6	-3.4	18.8	54
2828.250000	40.1	105.0	H	65.0	38.5	1.6	13.9	54
2991.250000	41.5	105.0	H	189.0	39.3	2.2	12.5	54

Remark: 1. Correction Factor = Antenna factor+ Insertion loss (cable loss + amplifier gain)

This report shall not be reproduced except in full, without the written approval of TA Technology (Shanghai) Co., Ltd.

RE 3-18GHz PK+AV

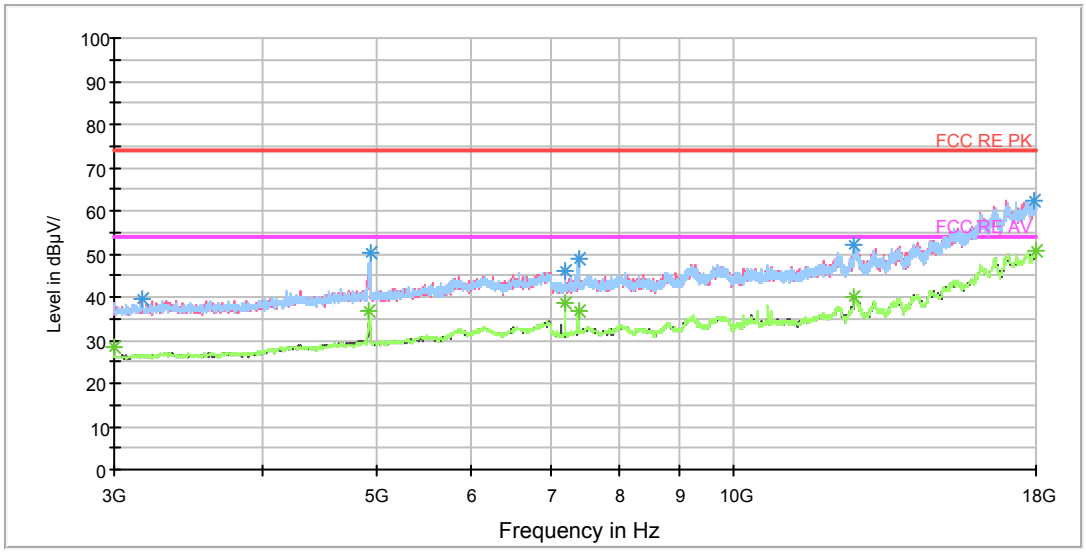

Radiates Emission from 3GHz to 18GHz

Frequency (MHz)	Peak (dBuV/m)	Height (cm)	Polarization	Azimuth (deg)	Reading value (dBuV/m)	Correct Factor (dB)	Margin (dB)	Limit (dBuV/m)
3170.625000	39.6	102.0	H	243.0	42.5	-2.9	34.4	74
4933.125000	50.4	102.0	H	317.0	48.5	1.9	23.6	74
7198.125000	46.0	102.0	H	106.0	39.6	6.4	28.0	74
7406.250000	48.9	102.0	H	61.0	42.0	6.9	25.1	74
12641.250000	51.9	102.0	H	0.0	37.4	14.5	22.1	74
17951.250000	62.5	102.0	V	0.0	37.6	24.9	11.5	74

Remark: 1. Correction Factor = Antenna factor+ Insertion loss (cable loss + amplifier gain)

Frequency (MHz)	Average (dBuV/m)	Height (cm)	Polarization	Azimuth (deg)	Reading value (dBuV/m)	Correct Factor (dB)	Margin (dB)	Limit (dBuV/m)
3000.000000	28.5	102.0	V	0.0	31.7	-3.2	25.5	54
4923.750000	36.6	102.0	H	317.0	34.7	1.9	17.4	54
7198.125000	38.5	102.0	H	106.0	32.1	6.4	15.5	54
7393.125000	36.6	102.0	H	106.0	29.7	6.9	17.4	54
12643.125000	39.8	102.0	V	0.0	25.4	14.4	14.2	54
18000.000000	50.7	102.0	V	342.0	25.2	25.5	3.3	54

Remark: 1. Correction Factor = Antenna factor+ Insertion loss (cable loss + amplifier gain)

This report shall not be reproduced except in full, without the written approval of TA Technology (Shanghai) Co., Ltd.

RE 18-26.5GHz PK+AV

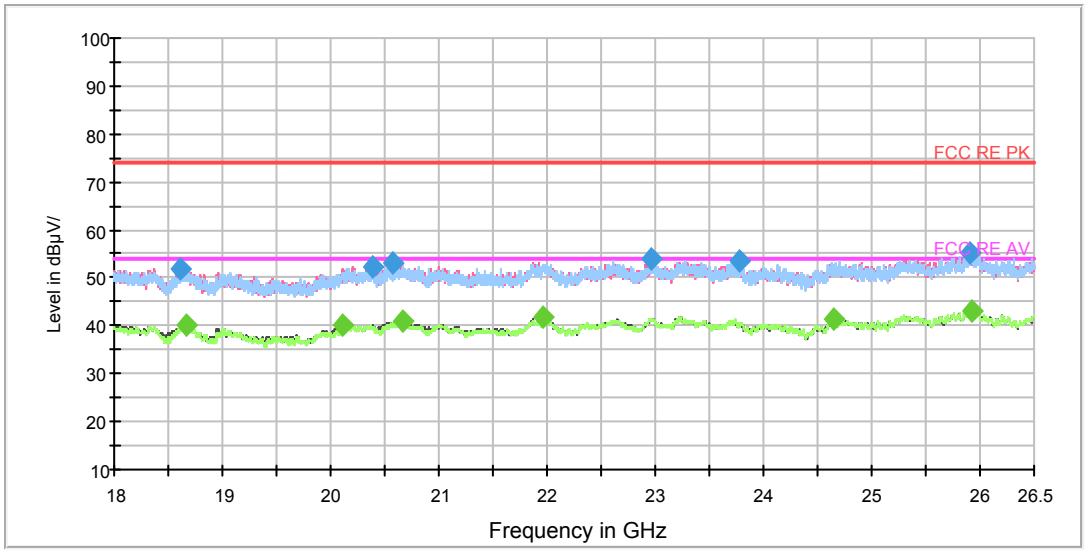

Radiates Emission from 18GHz to 26.5GHz

Frequency (MHz)	Peak (dBuV/m)	Polarization	Azimuth (deg)	Reading value (dBuV/m)	Correct Factor (dB)	Margin (dB)	Limit (dBuV/m)
18617.312500	51.9	V	236.0	56.1	-4.2	22.1	74.0
20398.062500	52.4	H	339.0	58.5	-6.1	21.6	74.0
20569.125000	53.0	V	49.0	59.4	-6.4	21.0	74.0
22962.937500	53.8	V	263.0	60.0	-6.2	20.2	74.0
23785.312500	53.6	H	15.0	59.5	-5.9	20.4	74.0
25913.500000	55.3	V	0.0	60.7	-5.4	18.7	74.0

Remark: 1. Correction Factor = Antenna factor+ Insertion loss (cable loss + amplifier gain)

Frequency (MHz)	Average (dBuV/m)	Polarization	Azimuth (deg)	Reading value (dBuV/m)	Correct Factor (dB)	Margin (dB)	Limit (dBuV/m)
18658.750000	40.2	V	236.0	44.5	-4.3	13.8	54.0
20104.812500	40.2	V	77.0	46.0	-5.8	13.8	54.0
20670.062500	40.8	V	314.0	47.4	-6.6	13.2	54.0
21969.500000	41.7	H	0.0	49.7	-8.0	12.3	54.0
24656.562500	41.2	V	130.0	47.2	-6.0	12.8	54.0
25923.062500	43.3	V	184.0	48.7	-5.4	10.7	54.0

Remark: 1. Correction Factor = Antenna factor+ Insertion loss (cable loss + amplifier gain)

This report shall not be reproduced except in full, without the written approval of TA Technology (Shanghai) Co., Ltd.

MIMO

802.11n (HT20) CH1

RE 30M-1GHz QP

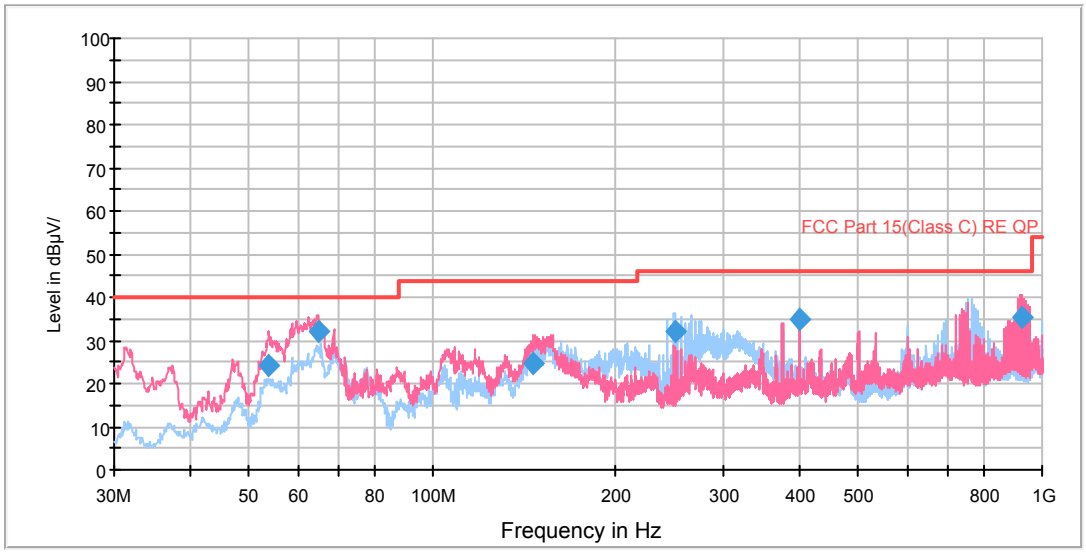

Radiates Emission from 30MHz to 1GHz

Frequency (MHz)	Quasi-Peak (dBuV/m)	Height (cm)	Polarization	Azimuth (deg)	Reading value (dBuV/m)	Correct Factor (dB)	Margin (dB)	Limit (dBuV/m)
53.830588	24.4	121.0	V	142.0	45.2	-20.8	15.6	40.0
64.795806	32.0	101.0	V	102.0	55.7	-23.7	8.0	40.0
145.831160	24.6	105.0	V	28.0	54.3	-29.7	18.9	43.5
249.197000	32.0	104.0	H	290.0	56.8	-24.8	14.0	46.0
400.013750	34.7	121.0	V	22.0	55.5	-20.8	11.3	46.0
924.995000	35.3	105.0	V	89.0	48.3	-13.0	10.7	46.0

Remark: 1. Quasi-Peak = Reading value + Correction factor

2. Correction Factor = Antenna factor+ Insertion loss(cable loss+amplifier gain)

3. Margin = Limit – Quasi-Peak

This report shall not be reproduced except in full, without the written approval of TA Technology (Shanghai) Co., Ltd.

RE 1G-3GHz PK+AV

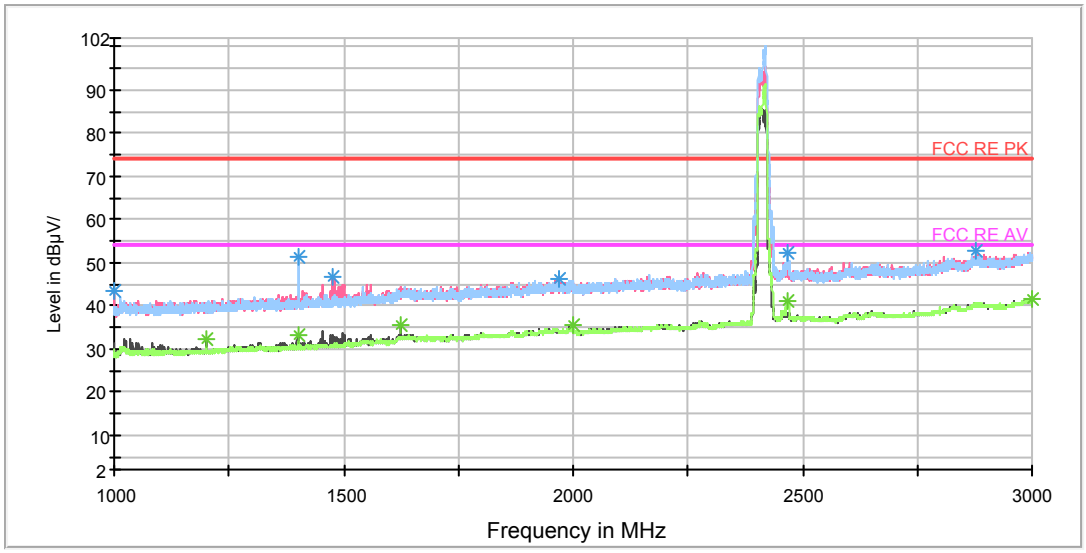

Note: The signal beyond the limit is carrier.

Radiates Emission from 1GHz to 3GHz

Frequency (MHz)	Peak (dBuV/m)	Height (cm)	Polarization	Azimuth (deg)	Reading value (dBuV/m)	Correct Factor (dB)	Margin (dB)	Limit (dBuV/m)
1000.750000	43.6	105.0	V	55.0	52.8	-9.2	30.4	74
1400.250000	51.3	105.0	H	174.0	58.4	-7.1	22.7	74
1476.000000	46.5	105.0	V	146.0	53.1	-6.6	27.5	74
1970.750000	46.0	105.0	V	312.0	49.6	-3.6	28.0	74
2466.250000	52.1	105.0	H	150.0	52.6	-0.5	21.9	74
2876.250000	52.6	105.0	H	192.0	50.3	2.3	21.4	74

Remark: 1. Correction Factor = Antenna factor+ Insertion loss (cable loss + amplifier gain)

Frequency (MHz)	Average (dBuV/m)	Height (cm)	Polarization	Azimuth (deg)	Reading value (dBuV/m)	Correct Factor (dB)	Margin (dB)	Limit (dBuV/m)
1200.000000	32.4	105.0	V	116.0	40.6	-8.2	21.6	54
1400.000000	33.3	105.0	V	170.0	40.4	-7.1	20.7	54
1625.750000	35.7	105.0	V	266.0	40.5	-4.8	18.3	54
2000.000000	35.4	105.0	V	0.0	38.8	-3.4	18.6	54
2467.750000	40.9	105.0	H	0.0	41.3	-0.4	13.1	54
2998.250000	41.7	105.0	V	0.0	39.4	2.3	12.3	54

Remark: 1. Correction Factor = Antenna factor+ Insertion loss (cable loss + amplifier gain)

This report shall not be reproduced except in full, without the written approval of TA Technology (Shanghai) Co., Ltd.

RE 3-18GHz PK+AV

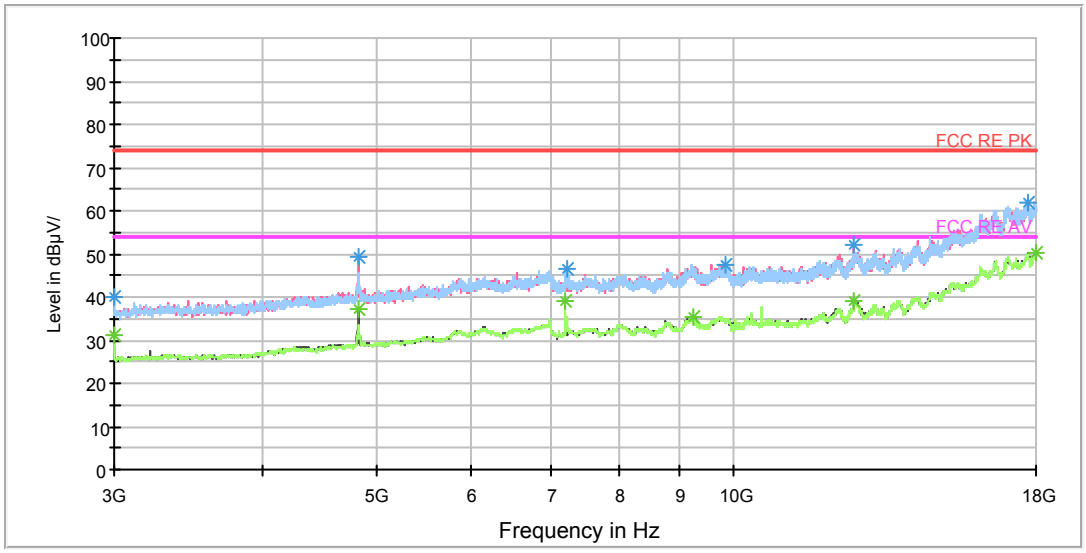

Radiates Emission from 3GHz to 18GHz

Frequency (MHz)	Peak (dBuV/m)	Height (cm)	Polarization	Azimuth (deg)	Reading value (dBuV/m)	Correct Factor (dB)	Margin (dB)	Limit (dBuV/m)
3000.000000	40.1	105.0	H	0.0	43.3	-3.2	33.9	74
4820.625000	49.2	105.0	V	160.0	47.9	1.3	24.8	74
7230.000000	46.3	105.0	H	86.0	39.6	6.7	27.7	74
9855.000000	47.6	105.0	H	0.0	37.2	10.4	26.4	74
12639.375000	52.1	105.0	V	137.0	37.6	14.5	21.9	74
17733.750000	61.9	105.0	H	109.0	37.7	24.2	12.1	74

Remark: 1. Correction Factor = Antenna factor+ Insertion loss (cable loss + amplifier gain)

Frequency (MHz)	Average (dBuV/m)	Height (cm)	Polarization	Azimuth (deg)	Reading value (dBuV/m)	Correct Factor (dB)	Margin (dB)	Limit (dBuV/m)
3000.000000	31.1	105.0	H	0.0	34.3	-3.2	22.9	54
4820.625000	37.1	105.0	V	160.0	35.8	1.3	16.9	54
7198.125000	38.9	105.0	H	86.0	32.5	6.4	15.1	54
9238.125000	35.4	105.0	H	132.0	25.5	9.9	18.6	54
12639.375000	39.3	105.0	H	0.0	24.8	14.5	14.7	54
17998.125000	50.3	105.0	V	187.0	24.9	25.4	3.7	54

Remark: 1. Correction Factor = Antenna factor+ Insertion loss (cable loss + amplifier gain)

This report shall not be reproduced except in full, without the written approval of TA Technology (Shanghai) Co., Ltd.

RE 18-26.5GHz PK+AV

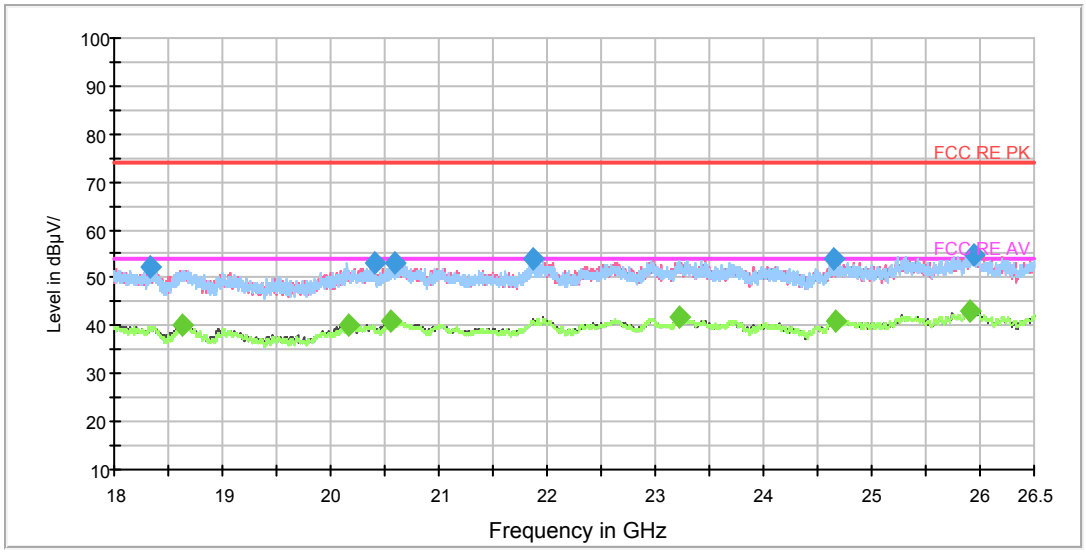

Radiates Emission from 18GHz to 26.5GHz

Frequency (MHz)	Peak (dBuV/m)	Polarization	Azimuth (deg)	Reading value (dBuV/m)	Correct Factor (dB)	Margin (dB)	Limit (dBuV/m)
18332.562500	52.3	H	0.0	55.5	-3.2	21.7	74.0
20400.187500	53.2	H	0.0	59.3	-6.1	20.8	74.0
20588.250000	53.3	V	0.0	59.7	-6.4	20.7	74.0
21874.937500	54.0	H	122.0	62.0	-8.0	20.0	74.0
24642.750000	53.8	V	184.0	59.8	-6.0	20.2	74.0
25940.062500	54.8	V	263.0	60.2	-5.4	19.2	74.0

Remark: 1. Correction Factor = Antenna factor+ Insertion loss (cable loss + amplifier gain)

Frequency (MHz)	Average (dBuV/m)	Polarization	Azimuth (deg)	Reading value (dBuV/m)	Correct Factor (dB)	Margin (dB)	Limit (dBuV/m)
18629.000000	40.3	V	289.0	44.5	-4.2	13.7	54.0
20166.437500	40.2	V	210.0	46.0	-5.8	13.8	54.0
20563.812500	40.9	V	0.0	47.3	-6.4	13.1	54.0
23225.375000	41.7	V	289.0	47.7	-6.0	12.3	54.0
24658.687500	41.2	V	237.0	47.2	-6.0	12.8	54.0
25906.062500	43.1	H	0.0	48.5	-5.4	10.9	54.0

Remark: 1. Correction Factor = Antenna factor+ Insertion loss (cable loss + amplifier gain)

This report shall not be reproduced except in full, without the written approval of TA Technology (Shanghai) Co., Ltd.

802.11n (HT20) CH6

RE 30M-1GHz QP

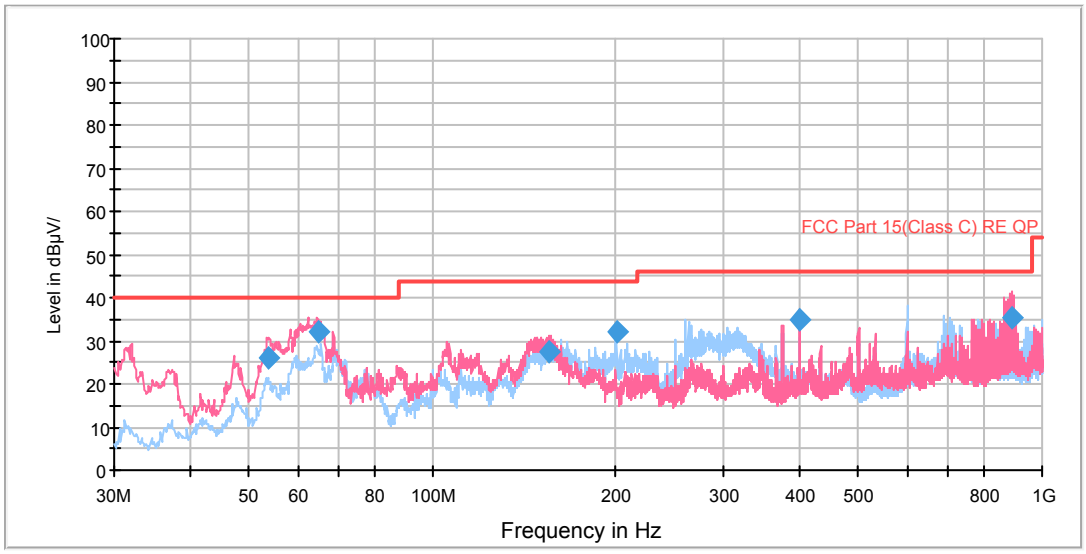

Radiates Emission from 30MHz to 1GHz

Frequency (MHz)	Quasi-Peak (dBuV/m)	Height (cm)	Polarization	Azimuth (deg)	Reading value (dBuV/m)	Correct Factor (dB)	Margin (dB)	Limit (dBuV/m)
53.790588	26.1	101.0	V	86.0	46.9	-20.8	13.9	40.0
64.795806	32.3	104.0	V	171.0	56.0	-23.7	7.7	40.0
155.625962	27.6	101.0	V	194.0	56.7	-29.1	15.9	43.5
200.012519	32.1	130.0	H	36.0	58.4	-26.3	11.4	43.5
400.015000	35.1	130.0	V	98.0	55.9	-20.8	10.9	46.0
894.315250	35.5	130.0	V	105.0	48.3	-12.8	10.5	46.0

Remark: 1. Quasi-Peak = Reading value + Correction factor

2. Correction Factor = Antenna factor+ Insertion loss(cable loss+amplifier gain)

3. Margin = Limit – Quasi-Peak

This report shall not be reproduced except in full, without the written approval of TA Technology (Shanghai) Co., Ltd.

RE 1G-3GHz PK+AV

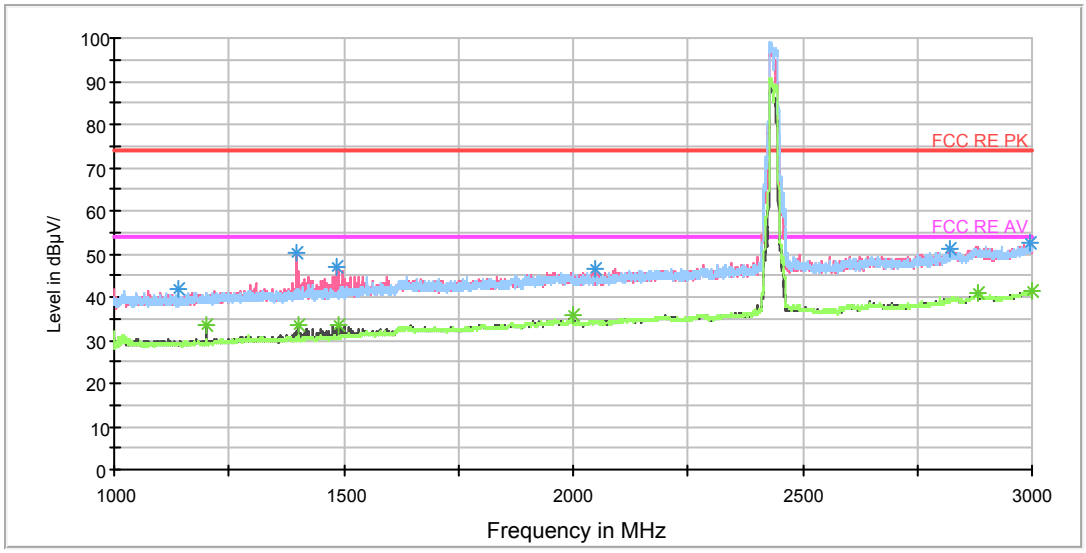

Note: The signal beyond the limit is carrier.

Radiates Emission from 1GHz to 3GHz

Frequency (MHz)	Peak (dBuV/m)	Height (cm)	Polarization	Azimuth (deg)	Reading value (dBuV/m)	Correct Factor (dB)	Margin (dB)	Limit (dBuV/m)
1138.500000	42.0	105.0	H	299.0	50.5	-8.5	32.0	74
1399.250000	50.3	105.0	V	179.0	57.4	-7.1	23.7	74
1484.750000	46.8	105.0	V	147.0	53.4	-6.6	27.2	74
2046.250000	46.4	105.0	H	0.0	49.6	-3.2	27.6	74
2819.750000	51.4	105.0	V	35.0	49.8	1.6	22.6	74
2993.750000	52.6	105.0	H	76.0	50.4	2.2	21.4	74

Remark: 1. Correction Factor = Antenna factor+ Insertion loss (cable loss + amplifier gain)

Frequency (MHz)	Average (dBuV/m)	Height (cm)	Polarization	Azimuth (deg)	Reading value (dBuV/m)	Correct Factor (dB)	Margin (dB)	Limit (dBuV/m)
1199.750000	33.6	105.0	V	99.0	41.8	-8.2	20.4	54
1399.750000	33.7	105.0	V	154.0	40.8	-7.1	20.3	54
1489.250000	33.7	105.0	V	117.0	40.4	-6.7	20.3	54
1999.750000	35.8	105.0	V	0.0	39.2	-3.4	18.2	54
2883.000000	40.8	105.0	V	321.0	38.6	2.2	13.2	54
2999.750000	41.5	105.0	H	46.0	39.2	2.3	12.5	54

Remark: 1. Correction Factor = Antenna factor+ Insertion loss (cable loss + amplifier gain)

This report shall not be reproduced except in full, without the written approval of TA Technology (Shanghai) Co., Ltd.

RE 3-18GHz PK+AV

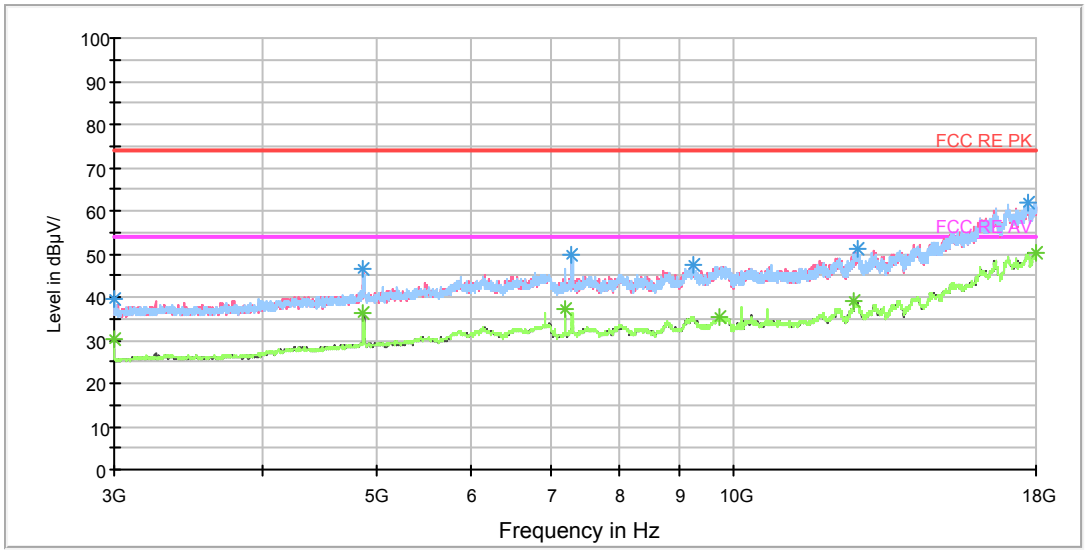

Radiates Emission from 3GHz to 18GHz

Frequency (MHz)	Peak (dBuV/m)	Height (cm)	Polarization	Azimuth (deg)	Reading value (dBuV/m)	Correct Factor (dB)	Margin (dB)	Limit (dBuV/m)
3000.000000	39.5	105.0	H	341.0	42.7	-3.2	34.5	74
4871.250000	46.4	105.0	V	160.0	44.6	1.8	27.6	74
7303.125000	49.8	105.0	H	131.0	42.8	7.0	24.2	74
9243.750000	47.3	105.0	H	131.0	37.5	9.8	26.7	74
12712.500000	51.0	105.0	H	108.0	37.1	13.9	23.0	74
17701.875000	61.7	105.0	V	205.0	37.0	24.7	12.3	74

Remark: 1. Correction Factor = Antenna factor+ Insertion loss (cable loss + amplifier gain)

Frequency (MHz)	Average (dBuV/m)	Height (cm)	Polarization	Azimuth (deg)	Reading value (dBuV/m)	Correct Factor (dB)	Margin (dB)	Limit (dBuV/m)
3000.000000	30.2	105.0	H	341.0	33.4	-3.2	23.8	54
4871.250000	36.1	105.0	V	160.0	34.3	1.8	17.9	54
7198.125000	37.4	105.0	H	62.0	31.0	6.4	16.6	54
9738.750000	35.4	105.0	V	205.0	25.4	10.0	18.6	54
12639.375000	39.2	105.0	H	17.0	24.7	14.5	14.8	54
17998.125000	50.2	105.0	V	0.0	24.8	25.4	3.8	54

Remark: 1. Correction Factor = Antenna factor+ Insertion loss (cable loss + amplifier gain)

This report shall not be reproduced except in full, without the written approval of TA Technology (Shanghai) Co., Ltd.

RE 18-26.5GHz PK+AV

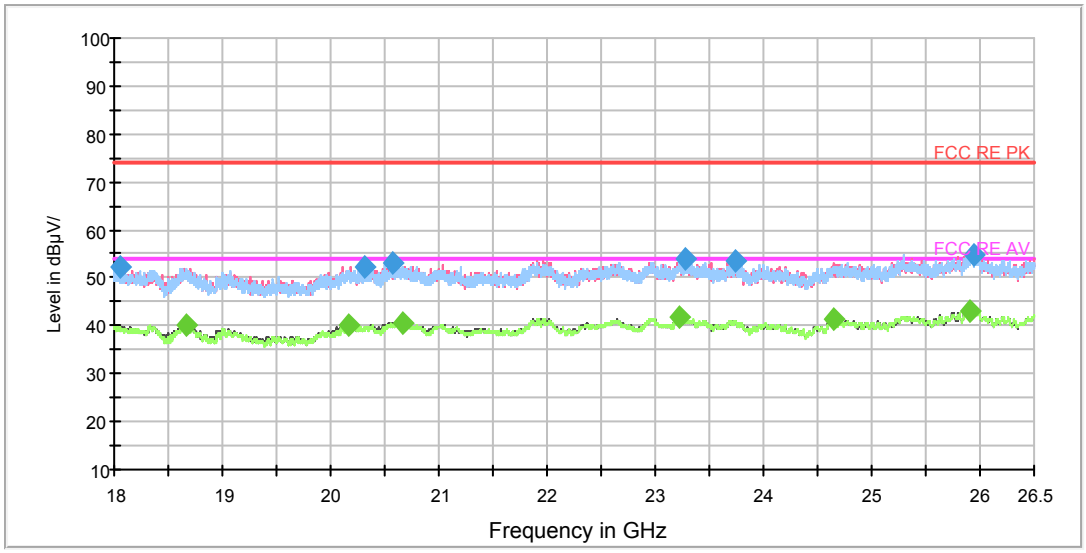

Radiates Emission from 18GHz to 26.5GHz

Frequency (MHz)	Peak (dBuV/m)	Polarization	Azimuth (deg)	Reading value (dBuV/m)	Correct Factor (dB)	Margin (dB)	Limit (dBuV/m)
18053.125000	52.3	V	236.0	54.3	-2.0	21.7	74.0
20318.375000	52.4	H	20.0	58.4	-6.0	21.6	74.0
20567.000000	53.0	V	104.0	59.4	-6.4	21.0	74.0
23284.875000	53.8	H	149.0	59.8	-6.0	20.2	74.0
23743.875000	53.4	H	0.0	59.3	-5.9	20.6	74.0
25937.937500	54.9	H	175.0	60.3	-5.4	19.1	74.0

Remark: 1. Correction Factor = Antenna factor+ Insertion loss (cable loss + amplifier gain)

Frequency (MHz)	Average (dBuV/m)	Polarization	Azimuth (deg)	Reading value (dBuV/m)	Correct Factor (dB)	Margin (dB)	Limit (dBuV/m)
18670.437500	40.1	V	315.0	44.4	-4.3	13.9	54.0
20167.500000	40.2	H	175.0	46.0	-5.8	13.8	54.0
20662.625000	40.7	H	0.0	47.3	-6.6	13.3	54.0
23230.687500	41.9	V	158.0	47.9	-6.0	12.1	54.0
24654.437500	41.3	H	0.0	47.3	-6.0	12.7	54.0
25914.562500	43.1	V	262.0	48.5	-5.4	10.9	54.0

Remark: 1. Correction Factor = Antenna factor+ Insertion loss (cable loss + amplifier gain)

This report shall not be reproduced except in full, without the written approval of TA Technology (Shanghai) Co., Ltd.

802.11n (HT20) CH11

RE 30M-1GHz QP

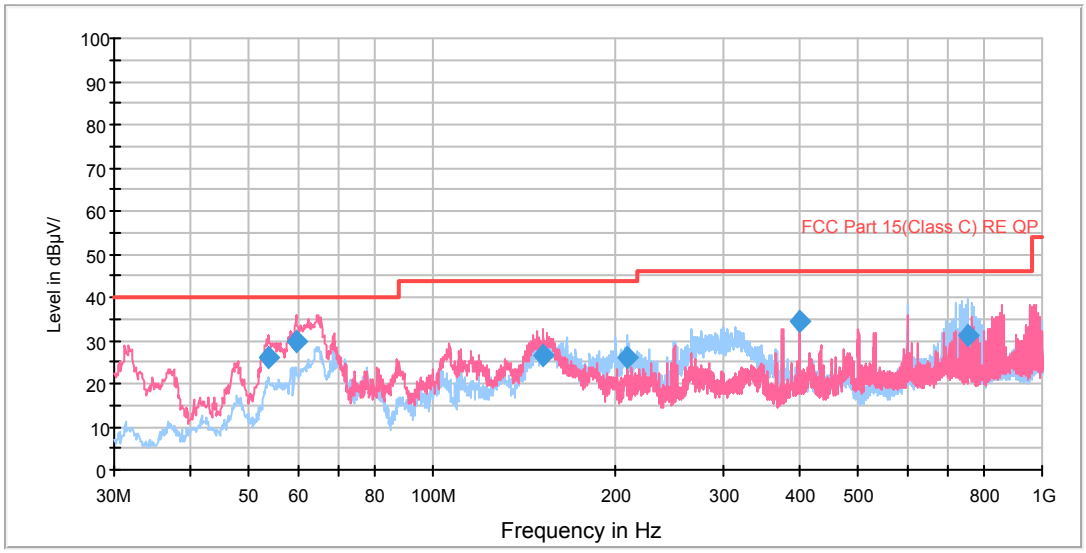

Radiates Emission from 30MHz to 1GHz

Frequency (MHz)	Quasi-Peak (dBuV/m)	Height (cm)	Polarization	Azimuth (deg)	Reading value (dBuV/m)	Correct Factor (dB)	Margin (dB)	Limit (dBuV/m)
53.830588	25.9	104.0	V	84.0	46.7	-20.8	14.1	40.0
59.855516	29.6	101.0	V	118.0	52.8	-23.2	10.4	40.0
151.633769	26.6	104.0	V	157.0	55.8	-29.2	16.9	43.5
208.199000	26.2	129.0	H	42.0	52.2	-26.0	17.3	43.5
400.015000	34.5	101.0	V	75.0	55.3	-20.8	11.5	46.0
757.769250	31.3	122.0	H	22.0	46.1	-14.8	14.7	46.0

Remark: 1. Quasi-Peak = Reading value + Correction factor

2. Correction Factor = Antenna factor+ Insertion loss(cable loss+amplifier gain)

3. Margin = Limit – Quasi-Peak

This report shall not be reproduced except in full, without the written approval of TA Technology (Shanghai) Co., Ltd.

RE 1G-3GHz PK+AV

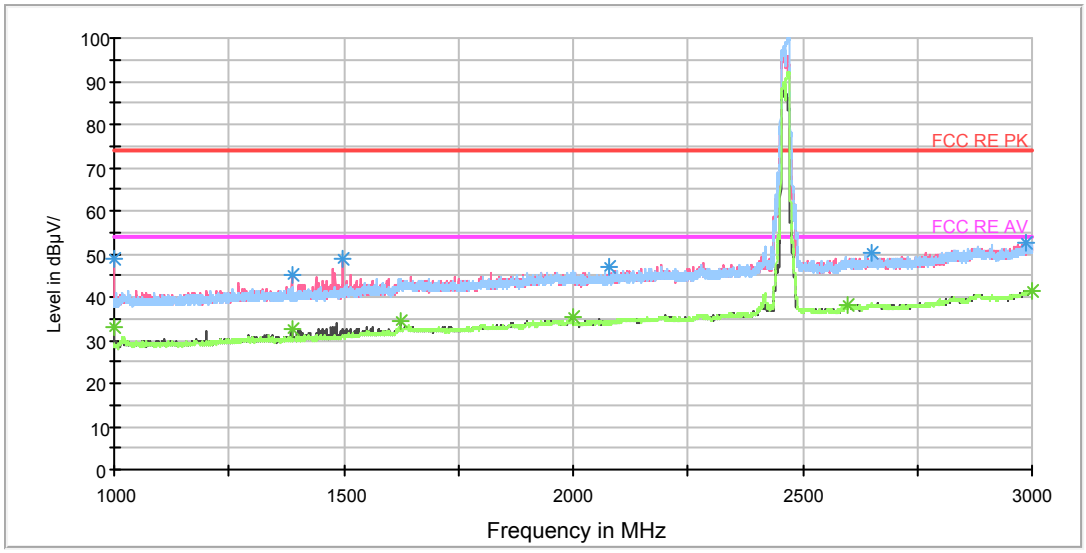

Note: The signal beyond the limit is carrier.

Radiates Emission from 1GHz to 3GHz

Frequency (MHz)	Peak (dBuV/m)	Height (cm)	Polarization	Azimuth (deg)	Reading value (dBuV/m)	Correct Factor (dB)	Margin (dB)	Limit (dBuV/m)
1000.000000	48.7	105.0	V	74.0	57.9	-9.2	25.3	74
1386.500000	45.0	105.0	V	110.0	52.0	-7.0	29.0	74
1497.750000	48.9	105.0	V	134.0	55.6	-6.7	25.1	74
2079.500000	46.8	105.0	H	119.0	49.8	-3.0	27.2	74
2652.500000	50.0	105.0	H	0.0	49.6	0.4	24.0	74
2987.500000	52.7	105.0	V	351.0	50.5	2.2	21.3	74

Remark: 1. Correction Factor = Antenna factor+ Insertion loss (cable loss + amplifier gain)

Frequency (MHz)	Average (dBuV/m)	Height (cm)	Polarization	Azimuth (deg)	Reading value (dBuV/m)	Correct Factor (dB)	Margin (dB)	Limit (dBuV/m)
1000.000000	32.9	105.0	V	74.0	42.1	-9.2	21.1	54
1386.500000	32.7	105.0	V	110.0	39.7	-7.0	21.3	54
1625.500000	34.6	105.0	V	291.0	39.4	-4.8	19.4	54
1999.750000	35.3	105.0	V	0.0	38.7	-3.4	18.7	54
2599.750000	38.2	105.0	V	190.0	37.8	0.4	15.8	54
3000.000000	41.5	105.0	H	0.0	39.2	2.3	12.5	54

Remark: 1. Correction Factor = Antenna factor+ Insertion loss (cable loss + amplifier gain)

This report shall not be reproduced except in full, without the written approval of TA Technology (Shanghai) Co., Ltd.

RE 3-18GHz PK+AV

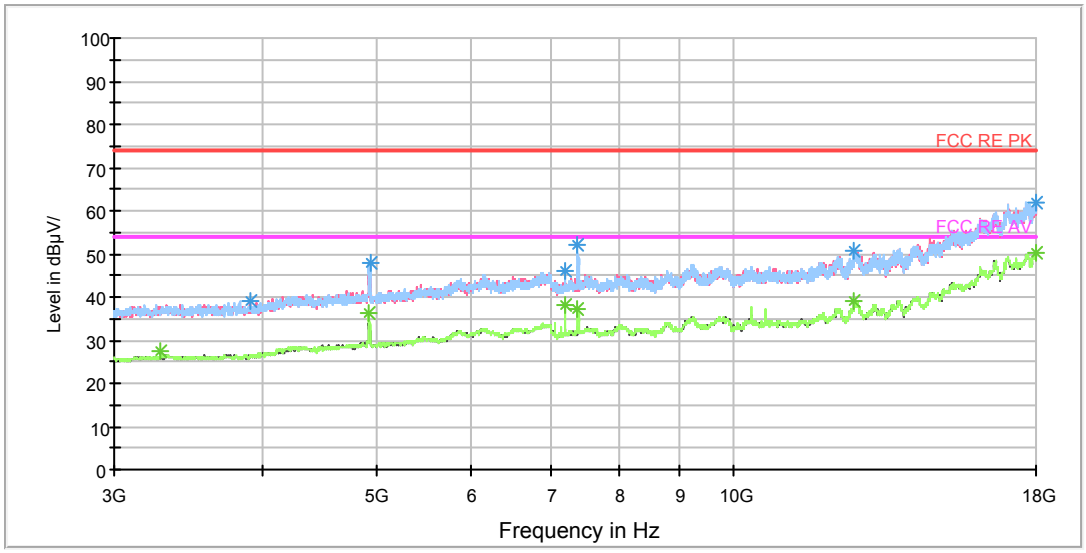

Radiates Emission from 3GHz to 18GHz

Frequency (MHz)	Peak (dBuV/m)	Height (cm)	Polarization	Azimuth (deg)	Reading value (dBuV/m)	Correct Factor (dB)	Margin (dB)	Limit (dBuV/m)
3903.750000	39.0	105.0	V	0.0	40.2	-1.2	35.0	74
4935.000000	48.1	105.0	H	199.0	46.2	1.9	25.9	74
7198.125000	45.9	105.0	H	60.0	39.5	6.4	28.1	74
7385.625000	52.0	105.0	H	130.0	45.0	7.0	22.0	74
12645.000000	50.9	105.0	V	278.0	36.5	14.4	23.1	74
17983.125000	61.9	105.0	H	0.0	36.9	25.0	12.1	74

Remark: 1. Correction Factor = Antenna factor+ Insertion loss (cable loss + amplifier gain)

Frequency (MHz)	Average (dBuV/m)	Height (cm)	Polarization	Azimuth (deg)	Reading value (dBuV/m)	Correct Factor (dB)	Margin (dB)	Limit (dBuV/m)
3281.250000	27.4	105.0	V	44.0	29.5	-2.1	26.6	54
4923.750000	36.1	105.0	H	199.0	34.2	1.9	17.9	54
7198.125000	38.0	105.0	H	60.0	31.6	6.4	16.0	54
7391.250000	37.3	105.0	H	130.0	30.4	6.9	16.7	54
12639.375000	39.1	105.0	V	233.0	24.6	14.5	14.9	54
18000.000000	50.3	105.0	V	233.0	24.8	25.5	3.7	54

Remark: 1. Correction Factor = Antenna factor+ Insertion loss (cable loss + amplifier gain)

This report shall not be reproduced except in full, without the written approval of TA Technology (Shanghai) Co., Ltd.

RE 18-26.5GHz PK+AV

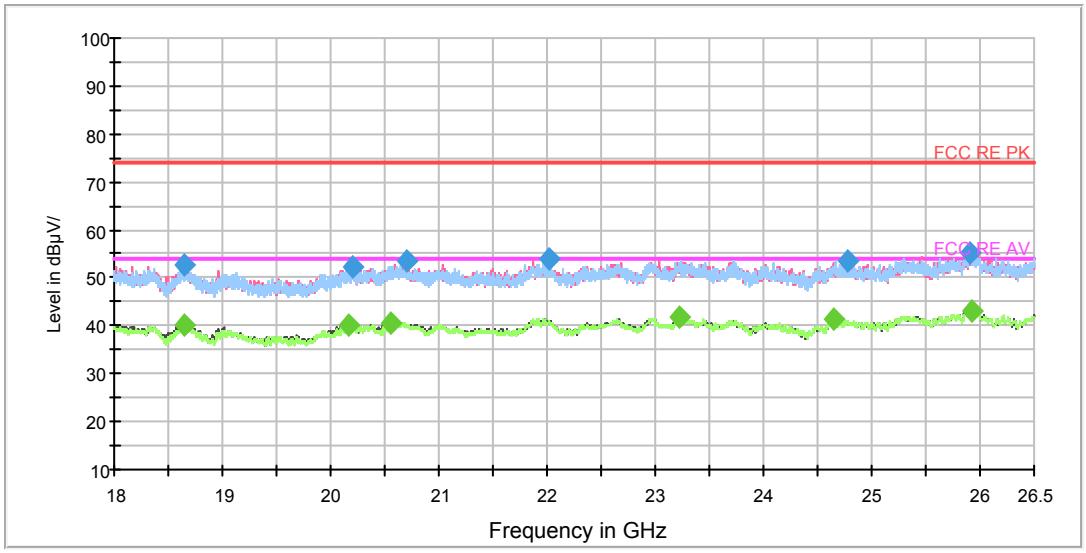

Radiates Emission from 18GHz to 26.5GHz

Frequency (MHz)	Peak (dBuV/m)	Polarization	Azimuth (deg)	Reading value (dBuV/m)	Correct Factor (dB)	Margin (dB)	Limit (dBuV/m)
18647.062500	52.8	V	159.0	57.0	-4.2	21.2	74.0
20211.062500	52.5	H	12.0	58.4	-5.9	21.5	74.0
20700.875000	53.4	H	0.0	60.1	-6.7	20.6	74.0
22017.312500	54.1	V	159.0	62.0	-7.9	19.9	74.0
24771.312500	53.4	V	212.0	59.4	-6.0	20.6	74.0
25909.250000	55.2	H	0.0	60.6	-5.4	18.8	74.0

Remark: 1. Correction Factor = Antenna factor+ Insertion loss (cable loss + amplifier gain)

Frequency (MHz)	Average (dBuV/m)	Polarization	Azimuth (deg)	Reading value (dBuV/m)	Correct Factor (dB)	Margin (dB)	Limit (dBuV/m)
18650.250000	40.2	V	290.0	44.4	-4.2	13.8	54.0
20163.250000	40.2	H	223.0	46.0	-5.8	13.8	54.0
20560.625000	40.7	V	0.0	47.0	-6.3	13.3	54.0
23227.500000	41.7	V	0.0	47.7	-6.0	12.3	54.0
24654.437500	41.5	V	0.0	47.5	-6.0	12.5	54.0
25918.812500	43.2	V	0.0	48.6	-5.4	10.8	54.0

Remark: 1. Correction Factor = Antenna factor+ Insertion loss (cable loss + amplifier gain)

This report shall not be reproduced except in full, without the written approval of TA Technology (Shanghai) Co., Ltd.

802.11n (HT40) CH3

RE 30M-1GHz QP

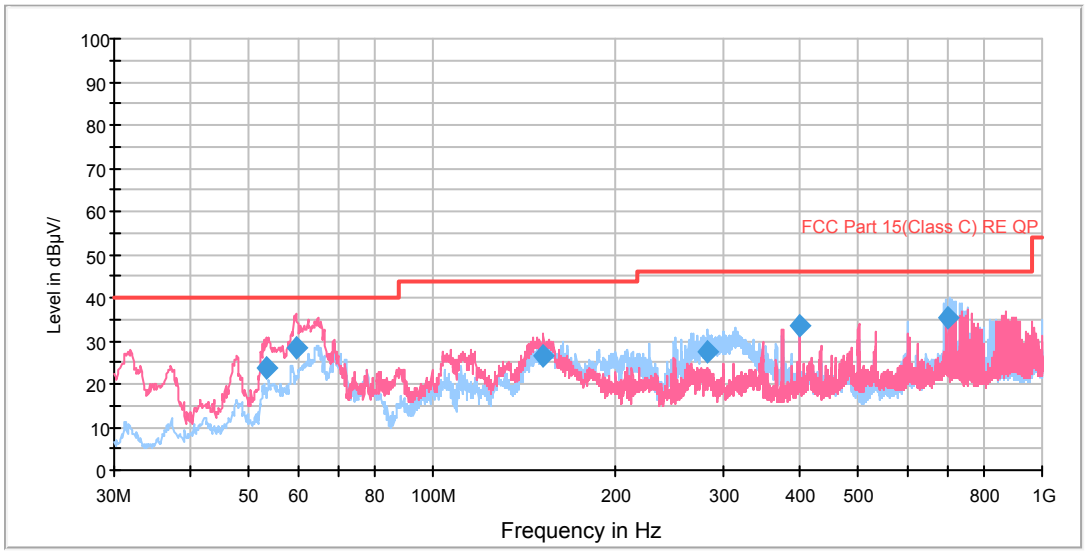

Radiates Emission from 30MHz to 1GHz

Frequency (MHz)	Quasi-Peak (dBuV/m)	Height (cm)	Polarization	Azimuth (deg)	Reading value (dBuV/m)	Correct Factor (dB)	Margin (dB)	Limit (dBuV/m)
53.413200	23.7	101.0	V	105.0	44.4	-20.7	16.3	40.0
59.676038	28.4	104.0	V	112.0	51.5	-23.1	11.6	40.0
151.514716	26.6	101.0	V	281.0	55.8	-29.2	16.9	43.5
283.182000	27.3	103.0	H	281.0	50.9	-23.6	18.7	46.0
400.013750	33.5	120.0	V	46.0	54.3	-20.8	12.5	46.0
703.142000	35.4	101.0	H	22.0	50.4	-15.0	10.6	46.0

Remark: 1. Quasi-Peak = Reading value + Correction factor

2. Correction Factor = Antenna factor+ Insertion loss(cable loss+amplifier gain)

3. Margin = Limit – Quasi-Peak

This report shall not be reproduced except in full, without the written approval of TA Technology (Shanghai) Co., Ltd.

RE 1G-3GHz PK+AV

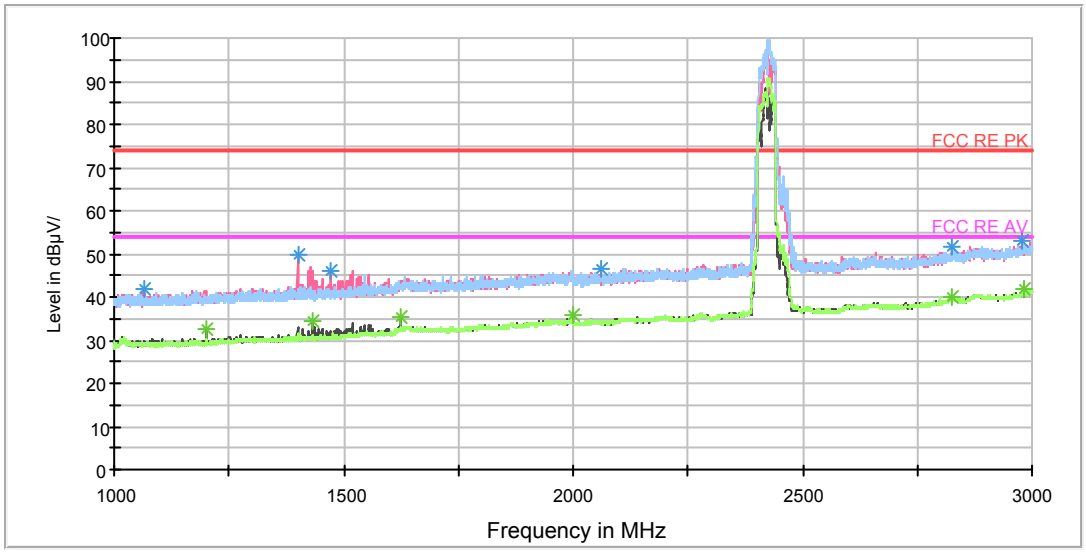

Note: The signal beyond the limit is carrier.

Radiates Emission from 1GHz to 3GHz

Frequency (MHz)	Peak (dBuV/m)	Height (cm)	Polarization	Azimuth (deg)	Reading value (dBuV/m)	Correct Factor (dB)	Margin (dB)	Limit (dBuV/m)
1064.000000	41.7	105.0	V	93.0	50.6	-8.9	32.3	74
1399.750000	49.6	105.0	V	225.0	56.7	-7.1	24.4	74
1471.500000	46.1	105.0	V	347.0	52.8	-6.7	27.9	74
2061.500000	46.6	105.0	V	136.0	49.7	-3.1	27.4	74
2825.750000	51.8	105.0	V	225.0	50.1	1.7	22.2	74
2980.000000	53.2	105.0	V	86.0	51.0	2.2	20.8	74

Remark: 1. Correction Factor = Antenna factor+ Insertion loss (cable loss + amplifier gain)

Frequency (MHz)	Average (dBuV/m)	Height (cm)	Polarization	Azimuth (deg)	Reading value (dBuV/m)	Correct Factor (dB)	Margin (dB)	Limit (dBuV/m)
1199.750000	32.8	105.0	V	208.0	41.0	-8.2	21.2	54
1431.250000	34.3	105.0	V	117.0	41.2	-6.9	19.7	54
1625.750000	35.4	105.0	V	254.0	40.2	-4.8	18.6	54
1999.750000	35.8	105.0	V	0.0	39.2	-3.4	18.2	54
2824.250000	40.1	105.0	V	237.0	38.4	1.7	13.9	54
2983.000000	41.7	105.0	V	56.0	39.5	2.2	12.3	54

Remark: 1. Correction Factor = Antenna factor+ Insertion loss (cable loss + amplifier gain)

This report shall not be reproduced except in full, without the written approval of TA Technology (Shanghai) Co., Ltd.

RE 3-18GHz PK+AV

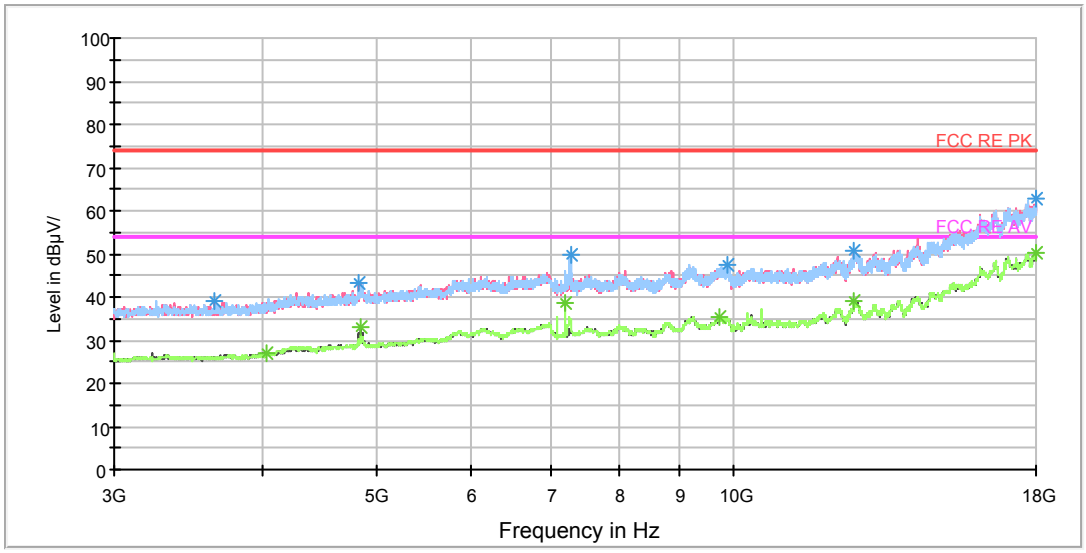

Radiates Emission from 3GHz to 18GHz

Frequency (MHz)	Peak (dBuV/m)	Height (cm)	Polarization	Azimuth (deg)	Reading value (dBuV/m)	Correct Factor (dB)	Margin (dB)	Limit (dBuV/m)
3645.000000	39.1	105.0	V	0.0	41.0	-1.9	34.9	74
4824.375000	43.2	105.0	V	163.0	41.8	1.4	30.8	74
7282.500000	49.7	105.0	H	131.0	42.7	7.0	24.3	74
9896.250000	47.5	105.0	V	354.0	37.2	10.3	26.5	74
12639.375000	50.5	105.0	H	85.0	36.0	14.5	23.5	74
17998.125000	62.9	105.0	V	187.0	37.5	25.4	11.1	74

Remark: 1. Correction Factor = Antenna factor+ Insertion loss (cable loss + amplifier gain)

Frequency (MHz)	Average (dBuV/m)	Height (cm)	Polarization	Azimuth (deg)	Reading value (dBuV/m)	Correct Factor (dB)	Margin (dB)	Limit (dBuV/m)
4040.625000	27.1	105.0	V	331.0	28.1	-1.0	26.9	54
4843.125000	32.8	105.0	V	0.0	31.2	1.6	21.2	54
7198.125000	38.7	105.0	H	85.0	32.3	6.4	15.3	54
9736.875000	35.4	105.0	H	131.0	25.5	9.9	18.6	54
12639.375000	39.0	105.0	V	331.0	24.5	14.5	15.0	54
17994.375000	50.2	105.0	V	210.0	24.9	25.3	3.8	54

Remark: 1. Correction Factor = Antenna factor+ Insertion loss (cable loss + amplifier gain)

This report shall not be reproduced except in full, without the written approval of TA Technology (Shanghai) Co., Ltd.

RE 18-26.5GHz PK+AV

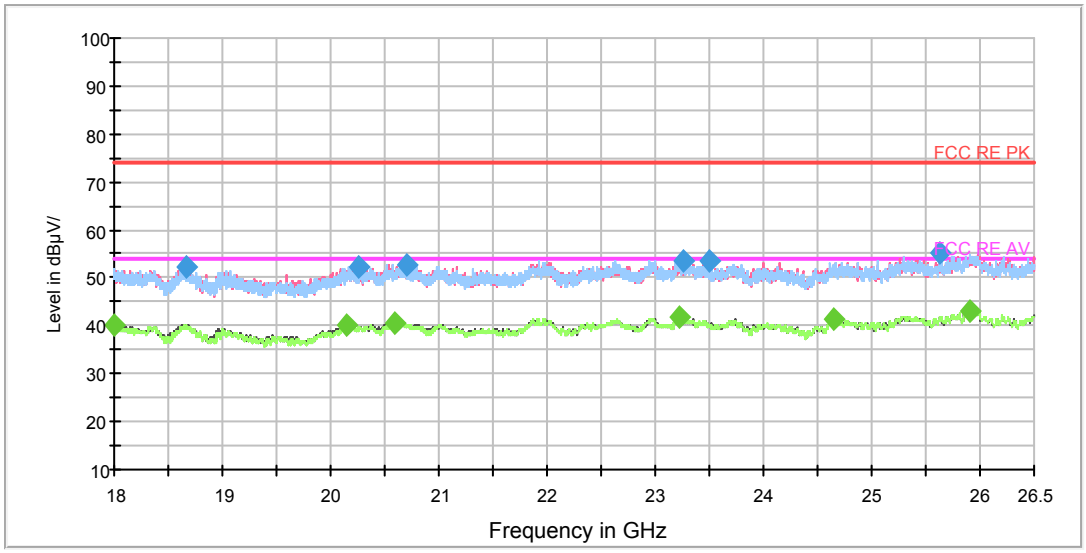

Radiates Emission from 18GHz to 26.5GHz

Frequency (MHz)	Peak (dBuV/m)	Polarization	Azimuth (deg)	Reading value (dBuV/m)	Correct Factor (dB)	Margin (dB)	Limit (dBuV/m)
18657.687500	52.2	V	313.0	56.5	-4.3	21.8	74.0
20266.312500	52.3	V	288.0	58.2	-5.9	21.7	74.0
20695.562500	52.9	V	0.0	59.6	-6.7	21.1	74.0
23267.875000	53.6	H	98.0	59.6	-6.0	20.4	74.0
23502.687500	53.7	H	282.0	59.6	-5.9	20.3	74.0
25628.750000	55.1	V	0.0	60.8	-5.7	18.9	74.0

Remark: 1. Correction Factor = Antenna factor+ Insertion loss (cable loss + amplifier gain)

Frequency (MHz)	Average (dBuV/m)	Polarization	Azimuth (deg)	Reading value (dBuV/m)	Correct Factor (dB)	Margin (dB)	Limit (dBuV/m)
18000.000000	40.2	H	0.0	42.0	-1.8	13.8	54.0
20153.687500	40.2	H	72.0	46.0	-5.8	13.8	54.0
20587.187500	40.7	V	76.0	47.1	-6.4	13.3	54.0
23220.062500	41.7	V	0.0	47.7	-6.0	12.3	54.0
24654.437500	41.5	H	123.0	47.5	-6.0	12.5	54.0
25915.625000	43.2	H	0.0	48.6	-5.4	10.8	54.0

Remark: 1. Correction Factor = Antenna factor+ Insertion loss (cable loss + amplifier gain)

This report shall not be reproduced except in full, without the written approval of TA Technology (Shanghai) Co., Ltd.

802.11n (HT40) CH6

RE 30M-1GHz QP

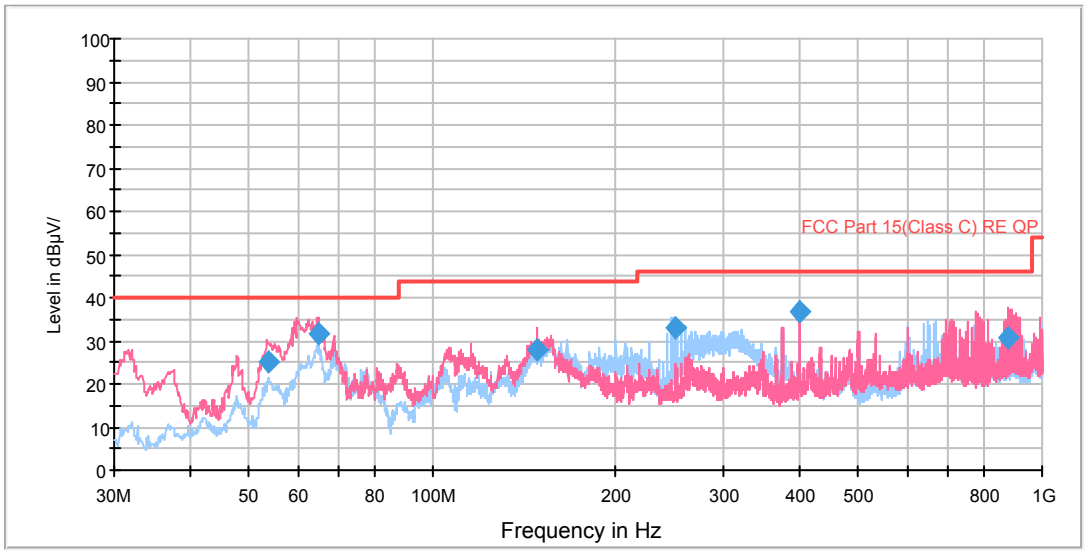

Radiates Emission from 30MHz to 1GHz

Frequency (MHz)	Quasi-Peak (dBuV/m)	Height (cm)	Polarization	Azimuth (deg)	Reading value (dBuV/m)	Correct Factor (dB)	Margin (dB)	Limit (dBuV/m)
53.588694	25.3	105.0	V	131.0	46.1	-20.8	14.7	40.0
64.795806	31.7	105.0	V	162.0	55.4	-23.7	8.3	40.0
148.127256	27.8	105.0	V	166.0	57.2	-29.4	15.7	43.5
249.156250	33.1	124.0	H	290.0	57.9	-24.8	12.9	46.0
400.015000	36.8	130.0	V	61.0	57.6	-20.8	9.2	46.0
880.608500	30.7	130.0	V	212.0	43.6	-12.9	15.3	46.0

Remark: 1. Quasi-Peak = Reading value + Correction factor

2. Correction Factor = Antenna factor+ Insertion loss(cable loss+amplifier gain)

3. Margin = Limit – Quasi-Peak

This report shall not be reproduced except in full, without the written approval of TA Technology (Shanghai) Co., Ltd.

RE 1G-3GHz PK+AV

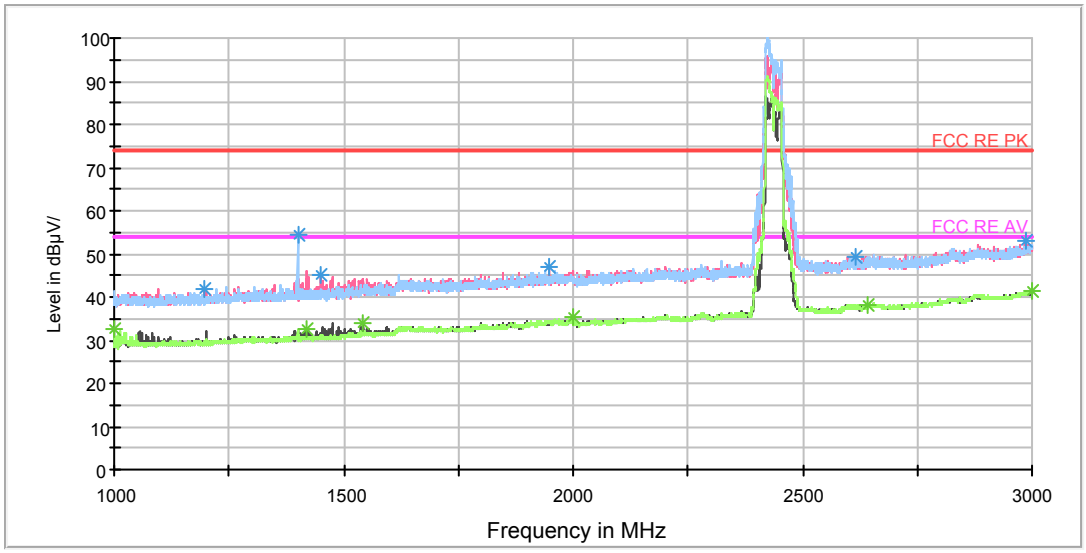

Note: The signal beyond the limit is carrier.

Radiates Emission from 1GHz to 3GHz

Frequency (MHz)	Peak (dBuV/m)	Height (cm)	Polarization	Azimuth (deg)	Reading value (dBuV/m)	Correct Factor (dB)	Margin (dB)	Limit (dBuV/m)
1197.750000	41.7	105.0	V	221.0	49.9	-8.2	32.3	74
1399.750000	54.5	105.0	H	135.0	61.6	-7.1	19.5	74
1449.000000	45.3	105.0	V	300.0	51.9	-6.6	28.7	74
1949.500000	46.8	105.0	V	294.0	50.3	-3.5	27.2	74
2616.750000	49.1	105.0	V	282.0	49.1	0.0	24.9	74
2984.750000	52.8	105.0	V	288.0	50.6	2.2	21.2	74

Remark: 1. Correction Factor = Antenna factor+ Insertion loss (cable loss + amplifier gain)

Frequency (MHz)	Average (dBuV/m)	Height (cm)	Polarization	Azimuth (deg)	Reading value (dBuV/m)	Correct Factor (dB)	Margin (dB)	Limit (dBuV/m)
1000.000000	32.6	105.0	H	194.0	41.8	-9.2	21.4	54
1419.000000	32.6	105.0	V	150.0	39.5	-6.9	21.4	54
1543.500000	34.1	105.0	V	197.0	40.4	-6.3	19.9	54
1999.750000	35.5	105.0	V	276.0	38.9	-3.4	18.5	54
2643.250000	38.3	105.0	V	0.0	38.1	0.2	15.7	54
3000.000000	41.5	105.0	V	258.0	39.2	2.3	12.5	54

Remark: 1. Correction Factor = Antenna factor+ Insertion loss (cable loss + amplifier gain)

This report shall not be reproduced except in full, without the written approval of TA Technology (Shanghai) Co., Ltd.

RE 3-18GHz PK+AV

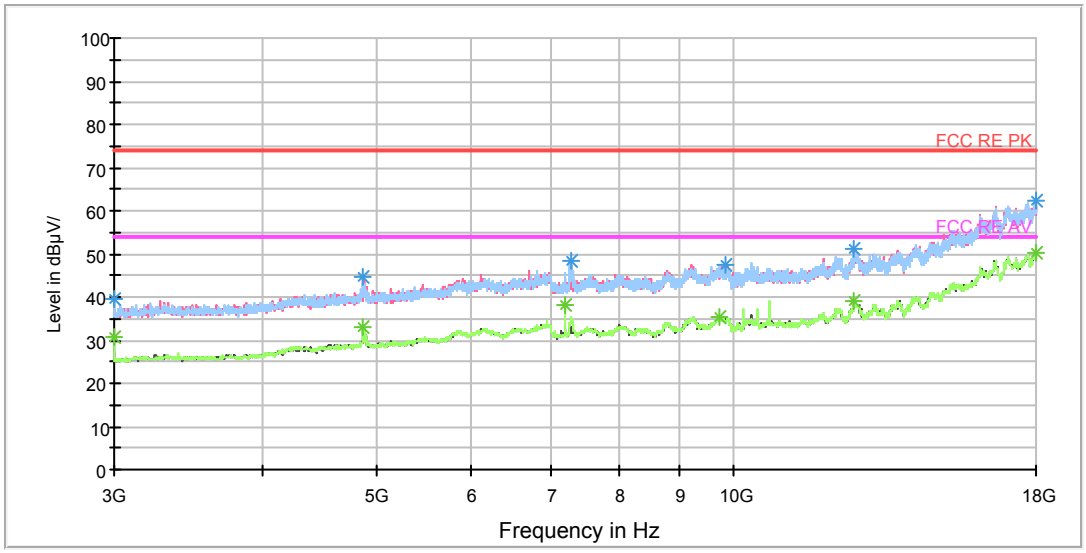

Radiates Emission from 3GHz to 18GHz

Frequency (MHz)	Peak (dBuV/m)	Height (cm)	Polarization	Azimuth (deg)	Reading value (dBuV/m)	Correct Factor (dB)	Margin (dB)	Limit (dBuV/m)
3000.000000	39.3	105.0	H	0.0	42.5	-3.2	34.7	74
4869.375000	44.7	105.0	V	162.0	42.9	1.8	29.3	74
7299.375000	48.5	105.0	H	132.0	41.5	7.0	25.5	74
9834.375000	47.6	105.0	V	0.0	37.5	10.1	26.4	74
12645.000000	51.0	105.0	V	0.0	36.6	14.4	23.0	74
18000.000000	62.5	105.0	H	0.0	37.0	25.5	11.5	74

Remark: 1. Correction Factor = Antenna factor+ Insertion loss (cable loss + amplifier gain)

Frequency (MHz)	Average (dBuV/m)	Height (cm)	Polarization	Azimuth (deg)	Reading value (dBuV/m)	Correct Factor (dB)	Margin (dB)	Limit (dBuV/m)
3000.000000	30.5	105.0	H	0.0	33.7	-3.2	23.5	54
4869.375000	33.0	105.0	V	162.0	31.2	1.8	21.0	54
7198.125000	38.0	105.0	H	222.0	31.6	6.4	16.0	54
9740.625000	35.3	105.0	H	0.0	25.3	10.0	18.7	54
12643.125000	39.1	105.0	H	42.0	24.7	14.4	14.9	54
18000.000000	50.1	105.0	H	0.0	24.6	25.5	3.9	54

Remark: 1. Correction Factor = Antenna factor+ Insertion loss (cable loss + amplifier gain)

This report shall not be reproduced except in full, without the written approval of TA Technology (Shanghai) Co., Ltd.

RE 18-26.5GHz PK+AV

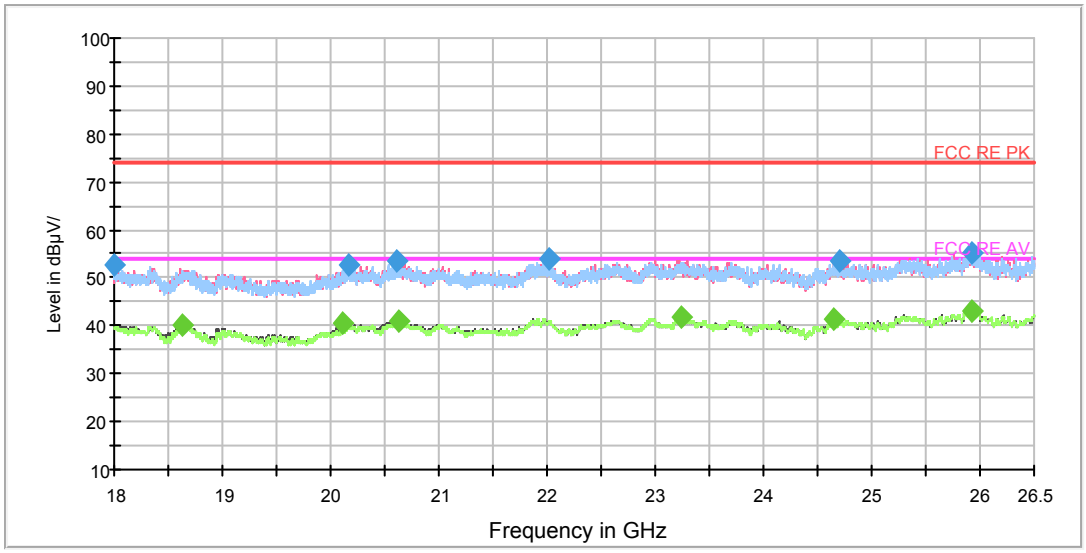

Radiates Emission from 18GHz to 26.5GHz

Frequency (MHz)	Peak (dBuV/m)	Polarization	Azimuth (deg)	Reading value (dBuV/m)	Correct Factor (dB)	Margin (dB)	Limit (dBuV/m)
18000.000000	52.6	V	320.0	54.4	-1.8	21.4	74.0
20160.062500	52.6	V	0.0	58.4	-5.8	21.4	74.0
20607.375000	53.5	V	0.0	60.0	-6.5	20.5	74.0
22019.437500	54.1	H	149.0	62.0	-7.9	19.9	74.0
24708.625000	53.5	H	17.0	59.5	-6.0	20.5	74.0
25919.875000	55.1	V	320.0	60.5	-5.4	18.9	74.0

Remark: 1. Correction Factor = Antenna factor+ Insertion loss (cable loss + amplifier gain)

Frequency (MHz)	Average (dBuV/m)	Polarization	Azimuth (deg)	Reading value (dBuV/m)	Correct Factor (dB)	Margin (dB)	Limit (dBuV/m)
18629.000000	40.3	V	51.0	44.5	-4.2	13.7	54.0
20109.062500	40.4	V	0.0	46.2	-5.8	13.6	54.0
20622.250000	40.9	V	183.0	47.4	-6.5	13.1	54.0
23231.750000	41.6	V	0.0	47.6	-6.0	12.4	54.0
24652.312500	41.3	H	96.0	47.3	-6.0	12.7	54.0
25927.312500	43.1	V	0.0	48.5	-5.4	10.9	54.0

Remark: 1. Correction Factor = Antenna factor+ Insertion loss (cable loss + amplifier gain)

This report shall not be reproduced except in full, without the written approval of TA Technology (Shanghai) Co., Ltd.

802.11n (HT40) CH9

RE 30M-1GHz QP

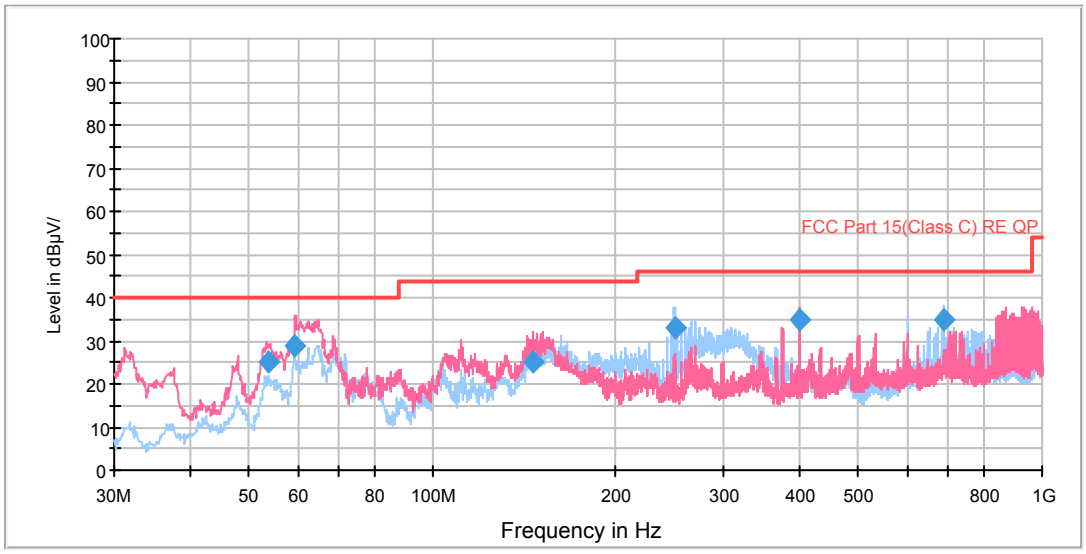

Radiates Emission from 30MHz to 1GHz

Frequency (MHz)	Quasi-Peak (dBuV/m)	Height (cm)	Polarization	Azimuth (deg)	Reading value (dBuV/m)	Correct Factor (dB)	Margin (dB)	Limit (dBuV/m)
53.588694	24.9	105.0	V	104.0	45.7	-20.8	15.1	40.0
59.436038	28.9	105.0	V	132.0	51.9	-23.0	11.1	40.0
146.072106	25.3	105.0	V	346.0	55.0	-29.7	18.2	43.5
249.196250	33.1	101.0	H	290.0	57.9	-24.8	12.9	46.0
400.013750	35.0	130.0	V	88.0	55.8	-20.8	11.0	46.0
689.475250	35.0	105.0	H	357.0	50.4	-15.4	11.0	46.0

Remark: 1. Quasi-Peak = Reading value + Correction factor

2. Correction Factor = Antenna factor+ Insertion loss(cable loss+amplifier gain)

3. Margin = Limit – Quasi-Peak

This report shall not be reproduced except in full, without the written approval of TA Technology (Shanghai) Co., Ltd.

RE 1G-3GHz PK+AV

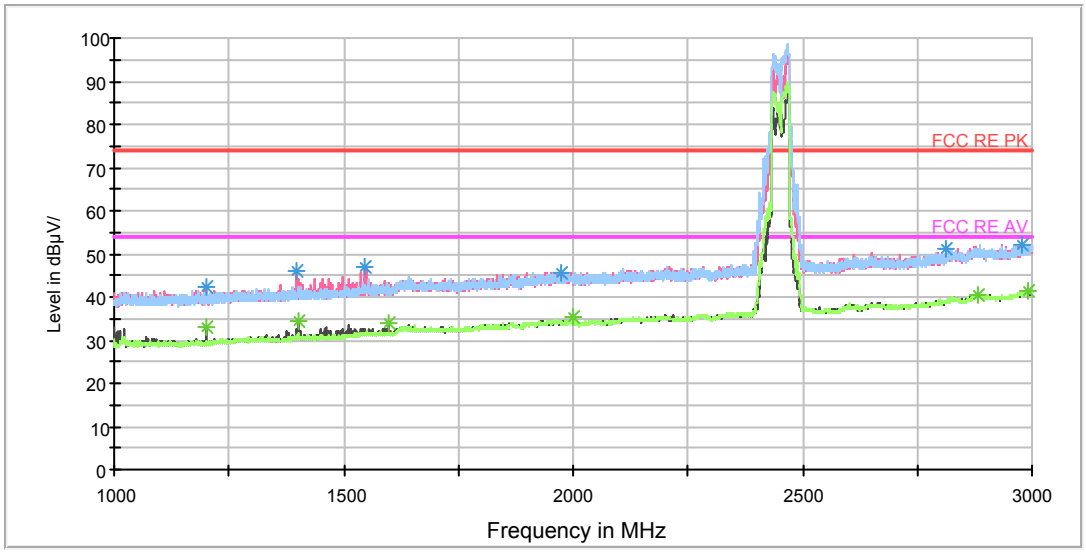

Note: The signal beyond the limit is carrier.

Radiates Emission from 1GHz to 3GHz

Frequency (MHz)	Peak (dBuV/m)	Height (cm)	Polarization	Azimuth (deg)	Reading value (dBuV/m)	Correct Factor (dB)	Margin (dB)	Limit (dBuV/m)
1200.000000	42.3	105.0	V	45.0	50.5	-8.2	31.7	74
1399.000000	46.3	105.0	V	207.0	53.4	-7.1	27.7	74
1544.000000	47.0	105.0	V	248.0	53.3	-6.3	27.0	74
1975.500000	45.7	105.0	V	0.0	49.3	-3.6	28.3	74
2812.250000	51.2	105.0	H	66.0	49.8	1.4	22.8	74
2978.750000	52.3	105.0	V	82.0	50.1	2.2	21.7	74

Remark: 1. Correction Factor = Antenna factor+ Insertion loss (cable loss + amplifier gain)

Frequency (MHz)	Average (dBuV/m)	Height (cm)	Polarization	Azimuth (deg)	Reading value (dBuV/m)	Correct Factor (dB)	Margin (dB)	Limit (dBuV/m)
1200.000000	33.0	105.0	V	45.0	41.2	-8.2	21.0	54
1400.000000	34.3	105.0	V	230.0	41.4	-7.1	19.7	54
1600.000000	33.8	105.0	V	230.0	40.2	-6.4	20.2	54
2000.250000	35.5	105.0	V	230.0	38.9	-3.4	18.5	54
2883.750000	40.7	105.0	H	223.0	38.5	2.2	13.3	54
2990.000000	41.5	105.0	H	247.0	39.3	2.2	12.5	54

Remark: 1. Correction Factor = Antenna factor+ Insertion loss (cable loss + amplifier gain)

This report shall not be reproduced except in full, without the written approval of TA Technology (Shanghai) Co., Ltd.

RE 3-18GHz PK+AV

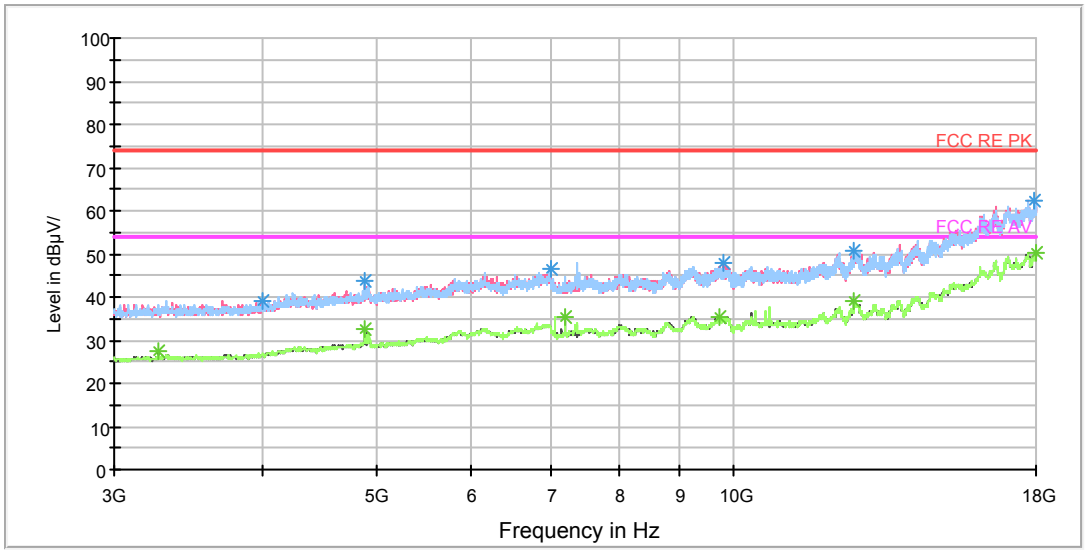

Radiates Emission from 3GHz to 18GHz

Frequency (MHz)	Peak (dBuV/m)	Height (cm)	Polarization	Azimuth (deg)	Reading value (dBuV/m)	Correct Factor (dB)	Margin (dB)	Limit (dBuV/m)
4001.250000	39.1	105.0	V	0.0	40.2	-1.1	34.9	74
4884.375000	43.5	105.0	H	200.0	41.6	1.9	30.5	74
6999.375000	46.6	105.0	V	0.0	40.1	6.5	27.4	74
9787.500000	48.0	105.0	V	210.0	38.1	9.9	26.0	74
12630.000000	50.9	105.0	H	86.0	37.5	13.4	23.1	74
17923.125000	62.2	105.0	V	349.0	36.5	25.7	11.8	74

Remark: 1. Correction Factor = Antenna factor+ Insertion loss (cable loss + amplifier gain)

Frequency (MHz)	Average (dBuV/m)	Height (cm)	Polarization	Azimuth (deg)	Reading value (dBuV/m)	Correct Factor (dB)	Margin (dB)	Limit (dBuV/m)
3268.125000	27.3	105.0	V	44.0	29.7	-2.4	26.7	54
4882.500000	32.6	105.0	V	161.0	30.7	1.9	21.4	54
7198.125000	35.4	105.0	H	41.0	29.0	6.4	18.6	54
9740.625000	35.3	105.0	H	64.0	25.3	10.0	18.7	54
12639.375000	39.1	105.0	H	132.0	24.6	14.5	14.9	54
17994.375000	50.1	105.0	V	326.0	24.8	25.3	3.9	54

Remark: 1. Correction Factor = Antenna factor+ Insertion loss (cable loss + amplifier gain)

This report shall not be reproduced except in full, without the written approval of TA Technology (Shanghai) Co., Ltd.

RE 18-26.5GHz PK+AV

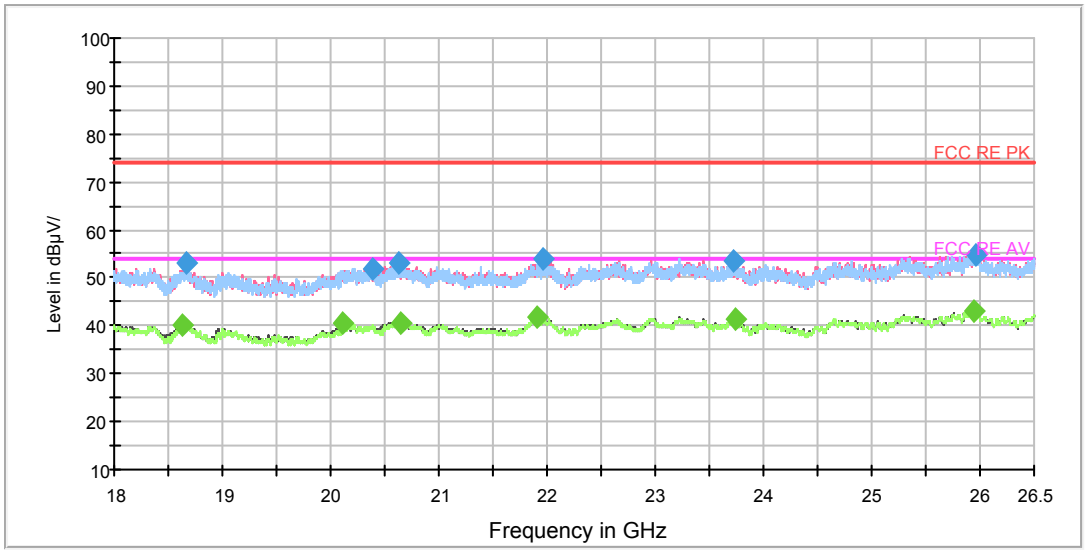

Radiates Emission from 18GHz to 26.5GHz

Frequency (MHz)	Peak (dBuV/m)	Polarization	Azimuth (deg)	Reading value (dBuV/m)	Correct Factor (dB)	Margin (dB)	Limit (dBuV/m)
18659.812500	52.9	V	184.0	57.2	-4.3	21.1	74.0
20383.187500	52.0	V	0.0	58.1	-6.1	22.0	74.0
20621.187500	53.2	H	201.0	59.7	-6.5	20.8	74.0
21966.312500	54.0	V	0.0	62.0	-8.0	20.0	74.0
23731.125000	53.7	H	68.0	59.6	-5.9	20.3	74.0
25964.500000	54.8	H	0.0	60.2	-5.4	19.2	74.0

Remark: 1. Correction Factor = Antenna factor+ Insertion loss (cable loss + amplifier gain)

Frequency (MHz)	Average (dBuV/m)	Polarization	Azimuth (deg)	Reading value (dBuV/m)	Correct Factor (dB)	Margin (dB)	Limit (dBuV/m)
18623.687500	40.2	V	157.0	44.4	-4.2	13.8	54.0
20104.812500	40.4	V	0.0	46.2	-5.8	13.6	54.0
20649.875000	40.8	H	0.0	47.4	-6.6	13.2	54.0
21916.375000	41.7	V	104.0	49.7	-8.0	12.3	54.0
23743.875000	41.3	V	236.0	47.2	-5.9	12.7	54.0
25946.437500	43.1	V	20.0	48.5	-5.4	10.9	54.0

Remark: 1. Correction Factor = Antenna factor+ Insertion loss (cable loss + amplifier gain)

This report shall not be reproduced except in full, without the written approval of TA Technology (Shanghai) Co., Ltd.

5.8. Conducted Emission

Ambient condition

Temperature	Relative humidity	Pressure
23°C ~25°C	45%~50%	101.5kPa

Methods of Measurement

The EUT is placed on a non-metallic table of 80cm height above the horizontal metal reference ground plane. During the test, the EUT was operating in its typical mode. The test method is according to ANSI C63.10-2013. Connect the AC power line of the EUT to the L.I.S.N. Use EMI receiver to detect the average and Quasi-peak value. RBW is set to 9 kHz, VBW is set to 30kHz. The measurement result should include both L line and N line.
The test is in transmitting mode.

Test Setup

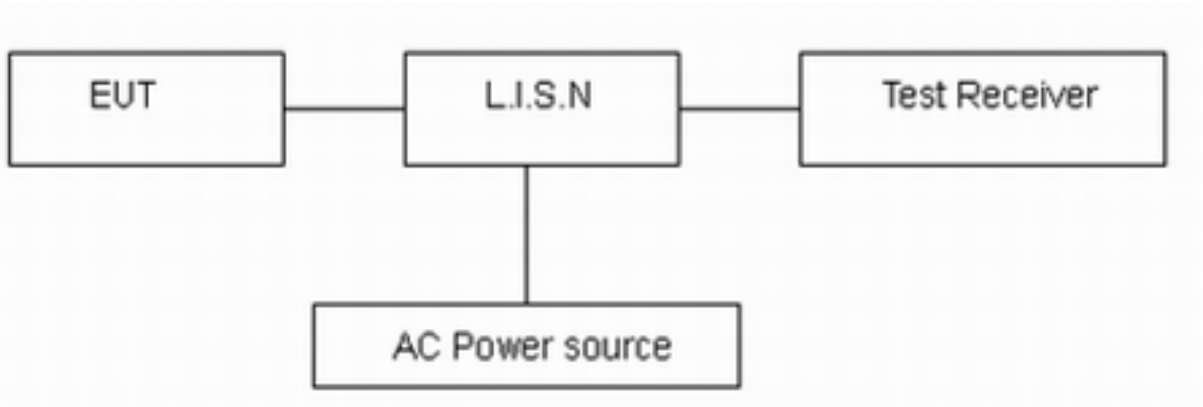

Note: AC Power source is used to change the voltage 110V/60Hz.

Limits

Frequency (MHz)	Conducted Limits(dBμV)	
	Quasi-peak	Average
0.15 - 0.5	66 to 56 *	56 to 46*
0.5 - 5	56	46
5 - 30	60	50
*: Decreases with the logarithm of the frequency.		

Measurement Uncertainty

The assessed measurement uncertainty to ensure 95% confidence level for the normal distribution is with the coverage factor k = 1.96, U= 2.69 dB.

This report shall not be reproduced except in full, without the written approval of TA Technology (Shanghai) Co., Ltd.

Test Results:

Following plots, Blue trace uses the peak detection and Green trace uses the average detection.

802.11b, Channel No.: 1

L Line

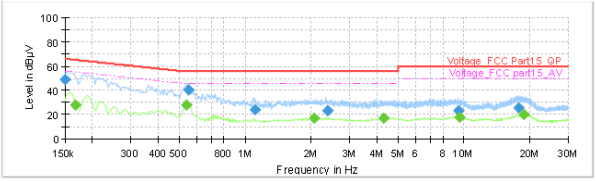

Final_Result

Frequency (MHz)	QuasiPeak (dBµV)	Average (dBµV)	Limit (dBµV)	Margin (dB)	Meas. Time (ms)	Bandwidth (kHz)	Line	Filter	Corr. (dB)
0.150000	48.71	---	66.00	17.29	1000.0	9.000	L1	ON	19.1
0.168000	---	27.86	55.06	27.20	1000.0	9.000	L1	ON	19.1
0.539250	---	27.95	46.00	18.05	1000.0	9.000	L1	ON	19.2
0.548250	40.44	---	56.00	15.56	1000.0	9.000	L1	ON	19.3
1.106250	23.81	---	56.00	32.19	1000.0	9.000	L1	ON	19.2
2.062500	---	16.85	46.00	29.15	1000.0	9.000	L1	ON	19.1
2.377500	23.60	---	56.00	32.40	1000.0	9.000	L1	ON	19.0
4.269750	---	17.05	46.00	28.95	1000.0	9.000	L1	ON	19.1
9.377250	23.44	---	60.00	36.56	1000.0	9.000	L1	ON	19.3
9.550500	---	17.56	50.00	32.44	1000.0	9.000	L1	ON	19.3
17.677500	25.82	---	60.00	34.18	1000.0	9.000	L1	ON	19.6
18.750750	---	20.27	50.00	29.73	1000.0	9.000	L1	ON	19.6

N Line

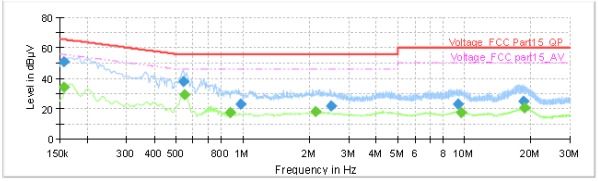

Final_Result

Frequency (MHz)	QuasiPeak (dBµV)	Average (dBµV)	Limit (dBµV)	Margin (dB)	Meas. Time (ms)	Bandwidth (kHz)	Line	Filter	Corr. (dB)
0.156750	---	34.13	55.63	21.50	1000.0	9.000	N	ON	19.1
0.156750	50.57	---	65.63	15.06	1000.0	9.000	N	ON	19.1
0.541500	37.71	---	56.00	18.29	1000.0	9.000	N	ON	19.2
0.546000	---	29.43	46.00	16.57	1000.0	9.000	N	ON	19.2
0.876750	---	17.60	46.00	28.40	1000.0	9.000	N	ON	19.2
0.978000	23.03	---	56.00	32.97	1000.0	9.000	N	ON	19.2
2.141250	---	17.79	46.00	28.21	1000.0	9.000	N	ON	19.1
2.514750	21.74	---	56.00	34.26	1000.0	9.000	N	ON	19.0
9.377250	22.74	---	60.00	37.27	1000.0	9.000	N	ON	19.3
9.658500	---	17.14	50.00	32.86	1000.0	9.000	N	ON	19.4
18.483000	24.81	---	60.00	35.19	1000.0	9.000	N	ON	19.4
18.750750	---	20.26	50.00	29.74	1000.0	9.000	N	ON	19.4

802.11b, Channel No.: 6

L Line

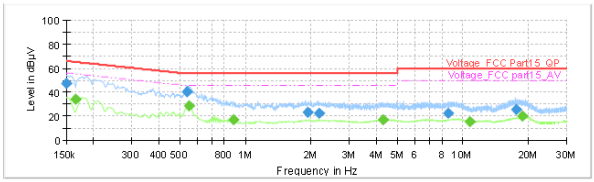

Final_Result

Frequency (MHz)	QuasiPeak (dBµV)	Average (dBµV)	Limit (dBµV)	Margin (dB)	Meas. Time (ms)	Bandwidth (kHz)	Line	Filter	Corr. (dB)
0.150000	47.17	---	66.00	18.83	1000.0	9.000	L1	ON	19.1
0.165750	---	34.27	55.17	20.90	1000.0	9.000	L1	ON	19.1
0.539250	40.17	---	56.00	15.83	1000.0	9.000	L1	ON	19.2
0.548250	---	28.41	46.00	17.59	1000.0	9.000	L1	ON	19.3
0.876750	---	16.73	46.00	29.27	1000.0	9.000	L1	ON	19.2
1.938750	22.94	---	56.00	33.06	1000.0	9.000	L1	ON	19.1
2.184000	22.86	---	56.00	33.14	1000.0	9.000	L1	ON	19.1
4.296750	---	17.31	46.00	28.69	1000.0	9.000	L1	ON	19.1
8.524500	22.58	---	60.00	37.42	1000.0	9.000	L1	ON	19.2
10.743000	---	15.56	50.00	34.44	1000.0	9.000	L1	ON	19.4
17.506500	25.95	---	60.00	34.05	1000.0	9.000	L1	ON	19.6
18.750750	---	20.24	50.00	29.76	1000.0	9.000	L1	ON	19.6

N Line

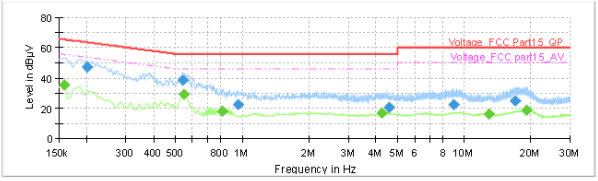

Final_Result

Frequency (MHz)	QuasiPeak (dBµV)	Average (dBµV)	Limit (dBµV)	Margin (dB)	Meas. Time (ms)	Bandwidth (kHz)	Line	Filter	Corr. (dB)
0.159000	---	35.45	55.52	20.07	1000.0	9.000	N	ON	19.1
0.201750	47.36	---	63.54	16.18	1000.0	9.000	N	ON	19.2
0.543750	38.20	---	56.00	17.80	1000.0	9.000	N	ON	19.2
0.548250	---	29.31	46.00	16.69	1000.0	9.000	N	ON	19.3
0.813750	---	18.08	46.00	27.92	1000.0	9.000	N	ON	19.2
0.955500	22.52	---	56.00	33.48	1000.0	9.000	N	ON	19.2
4.247250	---	16.64	46.00	29.36	1000.0	9.000	N	ON	19.1
4.589250	20.42	---	56.00	35.58	1000.0	9.000	N	ON	19.1
8.929500	22.12	---	60.00	37.88	1000.0	9.000	N	ON	19.3
12.930000	---	16.22	50.00	33.78	1000.0	9.000	N	ON	19.5
16.845000	24.73	---	60.00	35.27	1000.0	9.000	N	ON	19.5
19.090500	---	18.75	50.00	31.25	1000.0	9.000	N	ON	19.5

802.11b, Channel No.: 11

L Line

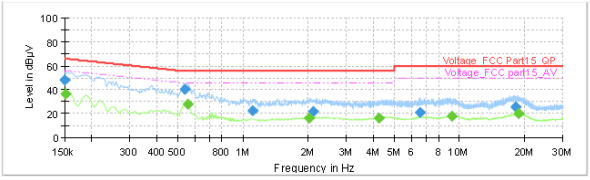

Final_Result

Frequency (MHz)	QuasiPeak (dBµV)	Average (dBµV)	Limit (dBµV)	Margin (dB)	Meas. Time (ms)	Bandwidth (kHz)	Line	Filter	Corr. (dB)
0.150000	48.00	---	66.00	18.00	1000.0	9.000	L1	ON	19.1
0.152250	---	36.13	55.88	19.75	1000.0	9.000	L1	ON	19.0
0.539250	40.69	---	56.00	15.31	1000.0	9.000	L1	ON	19.2
0.555000	---	27.60	46.00	18.40	1000.0	9.000	L1	ON	19.3
1.104000	22.51	---	56.00	33.49	1000.0	9.000	L1	ON	19.2
2.028750	---	16.08	46.00	29.92	1000.0	9.000	L1	ON	19.1
2.107500	22.09	---	56.00	33.91	1000.0	9.000	L1	ON	19.1
4.245000	---	16.39	46.00	29.61	1000.0	9.000	L1	ON	19.1
6.585000	21.16	---	60.00	38.84	1000.0	9.000	L1	ON	19.1
9.246750	---	17.66	50.00	32.34	1000.0	9.000	L1	ON	19.3
18.066750	25.82	---	60.00	34.18	1000.0	9.000	L1	ON	19.5
18.750750	---	20.02	50.00	29.98	1000.0	9.000	L1	ON	19.6

N Line

This report shall not be reproduced except in full, without the written approval of TA Technology (Shanghai) Co., Ltd.

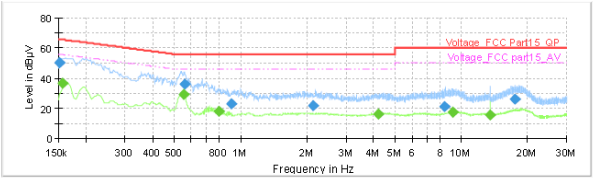

Final_Result

Frequency (MHz)	QuasiPeak (dBµV)	Average (dBµV)	Limit (dBµV)	Margin (dB)	Meas. Time (ms)	Bandwidth (kHz)	Line	Filter	Corr. (dB)
0.152250	50.06	---	65.88	15.82	1000.0	9.000	N	ON	19.1
0.156750	---	36.55	55.63	19.09	1000.0	9.000	N	ON	19.1
0.552750	---	29.31	46.00	16.69	1000.0	9.000	N	ON	19.3
0.561750	35.96	---	56.00	20.04	1000.0	9.000	N	ON	19.3
0.800250	---	17.73	46.00	28.27	1000.0	9.000	N	ON	19.2
0.906000	22.72	---	56.00	33.28	1000.0	9.000	N	ON	19.2
2.139000	21.86	---	56.00	34.14	1000.0	9.000	N	ON	19.1
4.222500	---	16.41	46.00	29.59	1000.0	9.000	N	ON	19.1
8.400750	21.31	---	60.00	38.69	1000.0	9.000	N	ON	19.2
9.154500	---	17.33	50.00	32.67	1000.0	9.000	N	ON	19.3
13.510500	---	15.39	50.00	34.61	1000.0	9.000	N	ON	19.5
17.558250	25.98	---	60.00	34.02	1000.0	9.000	N	ON	19.5

802.11g, Channel No.: 1

L Line

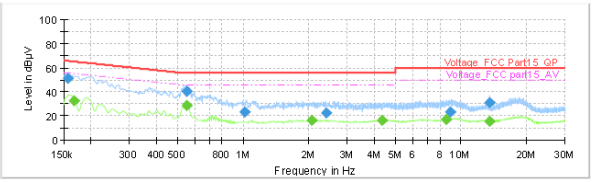

Final_Result

Frequency (MHz)	QuasiPeak (dBµV)	Average (dBµV)	Limit (dBµV)	Margin (dB)	Meas. Time (ms)	Bandwidth (kHz)	Line	Filter	Corr. (dB)
0.156750	51.33	---	65.63	14.31	1000.0	9.000	L1	ON	19.1
0.168000	---	32.26	55.06	22.79	1000.0	9.000	L1	ON	19.1
0.548250	40.57	---	56.00	15.43	1000.0	9.000	L1	ON	19.3
0.552750	---	28.32	46.00	17.68	1000.0	9.000	L1	ON	19.3
1.009500	22.96	---	56.00	33.04	1000.0	9.000	L1	ON	19.2
2.062500	---	16.12	46.00	29.88	1000.0	9.000	L1	ON	19.1
2.393250	22.35	---	56.00	33.65	1000.0	9.000	L1	ON	19.0
4.339500	---	16.34	46.00	29.66	1000.0	9.000	L1	ON	19.1
8.585250	---	17.19	50.00	32.81	1000.0	9.000	L1	ON	19.2
8.958750	23.32	---	60.00	36.68	1000.0	9.000	L1	ON	19.3
13.560000	---	15.14	50.00	34.86	1000.0	9.000	L1	ON	19.5
13.560000	31.18	---	60.00	28.82	1000.0	9.000	L1	ON	19.5

N Line

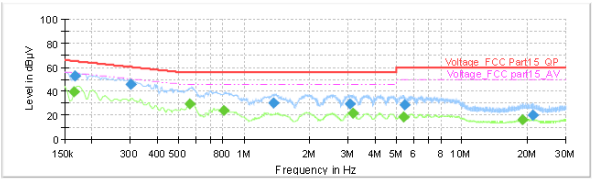

Final_Result

Frequency (MHz)	QuasiPeak (dBµV)	Average (dBµV)	Limit (dBµV)	Margin (dB)	Meas. Time (ms)	Bandwidth (kHz)	Line	Filter	Corr. (dB)
0.165750	---	39.55	55.17	15.62	1000.0	9.000	N	ON	19.2
0.168000	52.93	---	65.06	12.12	1000.0	9.000	N	ON	19.2
0.300750	45.58	---	60.22	14.64	1000.0	9.000	N	ON	19.2
0.559500	---	29.33	46.00	16.67	1000.0	9.000	N	ON	19.3
0.807000	---	23.93	46.00	22.07	1000.0	9.000	N	ON	19.2
1.362750	30.20	---	56.00	25.80	1000.0	9.000	N	ON	19.2
3.070500	29.74	---	56.00	26.26	1000.0	9.000	N	ON	19.1
3.174000	---	21.43	46.00	24.57	1000.0	9.000	N	ON	19.1
5.392500	---	18.86	50.00	31.14	1000.0	9.000	N	ON	19.1
5.455500	28.82	---	60.00	31.18	1000.0	9.000	N	ON	19.1
18.885750	---	16.44	50.00	33.56	1000.0	9.000	N	ON	19.4
21.084000	19.99	---	60.00	40.01	1000.0	9.000	N	ON	19.5

802.11g, Channel No.: 6

L Line

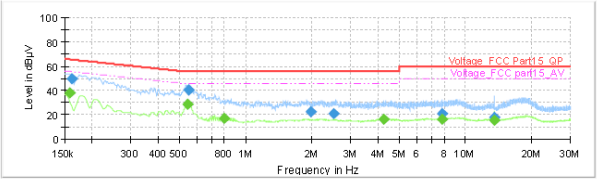

Final_Result

Frequency (MHz)	QuasiPeak (dBµV)	Average (dBµV)	Limit (dBµV)	Margin (dB)	Meas. Time (ms)	Bandwidth (kHz)	Line	Filter	Corr. (dB)
0.159000	---	37.74	55.52	17.77	1000.0	9.000	L1	ON	19.1
0.161250	49.23	---	65.40	16.17	1000.0	9.000	L1	ON	19.1
0.546000	---	28.41	46.00	17.59	1000.0	9.000	L1	ON	19.2
0.548250	40.20	---	56.00	15.80	1000.0	9.000	L1	ON	19.3
0.800250	---	16.68	46.00	29.32	1000.0	9.000	L1	ON	19.2
1.972500	22.49	---	56.00	33.51	1000.0	9.000	L1	ON	19.1
2.514750	21.04	---	56.00	34.96	1000.0	9.000	L1	ON	19.0
4.267500	---	16.53	46.00	29.47	1000.0	9.000	L1	ON	19.1
7.784250	---	16.14	50.00	33.86	1000.0	9.000	L1	ON	19.2
7.882250	21.19	---	60.00	38.81	1000.0	9.000	L1	ON	19.2
13.481250	18.01	---	60.00	41.99	1000.0	9.000	L1	ON	19.5
13.512750	---	15.17	50.00	34.83	1000.0	9.000	L1	ON	19.5

N Line

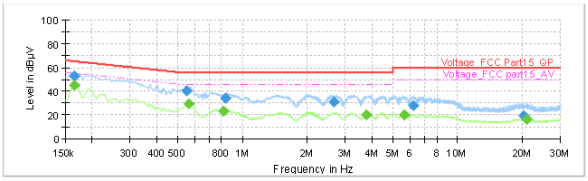

Final_Result

Frequency (MHz)	QuasiPeak (dBµV)	Average (dBµV)	Limit (dBµV)	Margin (dB)	Meas. Time (ms)	Bandwidth (kHz)	Line	Filter	Corr. (dB)
0.165750	---	44.64	55.17	10.53	1000.0	9.000	N	ON	19.2
0.165750	52.88	---	65.17	12.29	1000.0	9.000	N	ON	19.2
0.552750	40.34	---	56.00	15.66	1000.0	9.000	N	ON	19.3
0.559500	---	29.43	46.00	16.57	1000.0	9.000	N	ON	19.3
0.816000	---	23.00	46.00	23.00	1000.0	9.000	N	ON	19.2
0.831750	33.94	---	56.00	22.06	1000.0	9.000	N	ON	19.2
2.665500	31.16	---	56.00	24.84	1000.0	9.000	N	ON	19.0
3.774750	---	20.16	46.00	25.84	1000.0	9.000	N	ON	19.1
5.622000	---	19.82	50.00	30.18	1000.0	9.000	N	ON	19.1
6.234000	27.84	---	60.00	32.16	1000.0	9.000	N	ON	19.1
20.285250	19.69	---	60.00	40.31	1000.0	9.000	N	ON	19.5
20.989500	---	16.10	50.00	33.90	1000.0	9.000	N	ON	19.5

802.11g, Channel No.: 11

L Line

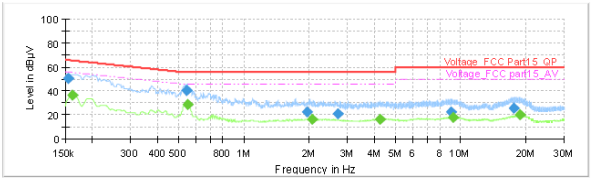

Final_Result

Frequency (MHz)	QuasiPeak (dBµV)	Average (dBµV)	Limit (dBµV)	Margin (dB)	Meas. Time (ms)	Bandwidth (kHz)	Line	Filter	Corr. (dB)
0.154500	50.48	---	65.75	15.27	1000.0	9.000	L1	ON	19.1
0.161250	---	36.77	55.40	18.63	1000.0	9.000	L1	ON	19.1
0.543750	40.62	---	56.00	15.38	1000.0	9.000	L1	ON	19.2
0.548250	---	28.39	46.00	17.61	1000.0	9.000	L1	ON	19.3
1.950000	22.22	---	56.00	33.78	1000.0	9.000	L1	ON	19.1
2.058000	---	16.43	46.00	29.57	1000.0	9.000	L1	ON	19.1
2.706000	20.79	---	56.00	35.21	1000.0	9.000	L1	ON	19.0
4.265250	---	16.64	46.00	29.36	1000.0	9.000	L1	ON	19.1
9.017250	22.28	---	60.00	37.72	1000.0	9.000	L1	ON	19.3
9.226500	---	17.66	50.00	32.34	1000.0	9.000	L1	ON	19.3
17.596500	25.81	---	60.00	34.19	1000.0	9.000	L1	ON	19.6
18.750750	---	20.47	50.00	29.53	1000.0	9.000	L1	ON	19.6

This report shall not be reproduced except in full, without the written approval of TA Technology (Shanghai) Co., Ltd.

N Line

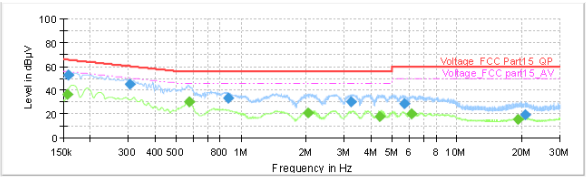

Final_Result

Frequency (MHz)	QuasiPeak (dBµV)	Average (dBµV)	Limit (dBµV)	Margin (dB)	Meas. Time (ms)	Bandwidth (kHz)	Line	Filter	Corr. (dB)
0.156750	---	36.73	55.63	18.91	1000.0	9.000	N	ON	19.1
0.159000	52.80	---	65.52	12.72	1000.0	9.000	N	ON	19.1
0.305250	45.20	---	60.10	14.90	1000.0	9.000	N	ON	19.2
0.573000	---	30.00	46.00	16.00	1000.0	9.000	N	ON	19.3
0.867750	33.58	---	56.00	22.42	1000.0	9.000	N	ON	19.2
2.040000	---	21.17	46.00	24.83	1000.0	9.000	N	ON	19.1
3.221250	30.54	---	56.00	25.46	1000.0	9.000	N	ON	19.1
4.395750	---	18.11	46.00	27.89	1000.0	9.000	N	ON	19.1
5.671500	28.93	---	60.00	31.07	1000.0	9.000	N	ON	19.1
6.182250	---	20.41	50.00	29.59	1000.0	9.000	N	ON	19.1
19.113000	---	15.87	50.00	34.13	1000.0	9.000	N	ON	19.5
20.688000	19.61	---	60.00	40.39	1000.0	9.000	N	ON	19.5

802.11n(HT20), Channel No.: 1

L Line

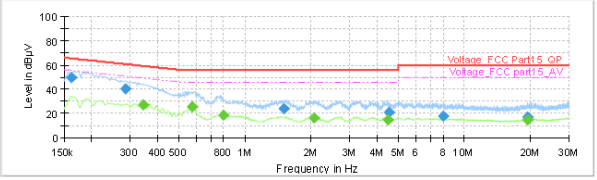

Final_Result

Frequency (MHz)	QuasiPeak (dBµV)	Average (dBµV)	Limit (dBµV)	Margin (dB)	Meas. Time (ms)	Bandwidth (kHz)	Line	Filter	Corr. (dB)
0.161250	49.98	---	65.40	15.42	1000.0	9.000	L1	ON	19.1
0.285000	40.69	---	60.67	19.98	1000.0	9.000	L1	ON	19.2
0.345750	---	27.42	49.06	21.65	1000.0	9.000	L1	ON	19.2
0.573000	---	25.41	46.00	20.59	1000.0	9.000	L1	ON	19.3
0.800250	---	18.26	46.00	27.74	1000.0	9.000	L1	ON	19.2
1.511250	24.06	---	56.00	31.94	1000.0	9.000	L1	ON	19.2
2.053500	---	16.40	46.00	29.60	1000.0	9.000	L1	ON	19.1
4.472250	---	14.67	46.00	31.33	1000.0	9.000	L1	ON	19.1
4.546500	21.25	---	56.00	34.75	1000.0	9.000	L1	ON	19.1
7.982250	17.94	---	60.00	42.06	1000.0	9.000	L1	ON	19.2
19.317750	17.33	---	60.00	42.67	1000.0	9.000	L1	ON	19.6
19.362750	---	14.70	50.00	35.30	1000.0	9.000	L1	ON	19.6

N Line

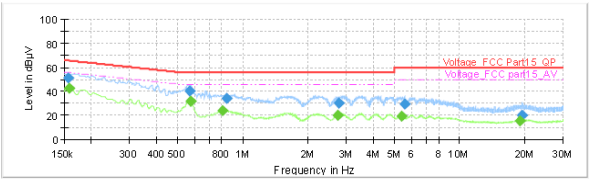

Final_Result

Frequency (MHz)	QuasiPeak (dBµV)	Average (dBµV)	Limit (dBµV)	Margin (dB)	Meas. Time (ms)	Bandwidth (kHz)	Line	Filter	Corr. (dB)
0.156750	50.96	---	65.63	14.68	1000.0	9.000	N	ON	19.1
0.159000	---	42.84	55.52	12.67	1000.0	9.000	N	ON	19.1
0.566250	39.97	---	56.00	16.03	1000.0	9.000	N	ON	19.3
0.573000	---	32.02	46.00	13.98	1000.0	9.000	N	ON	19.3
0.804750	---	23.79	46.00	22.21	1000.0	9.000	N	ON	19.2
0.843000	34.08	---	56.00	21.92	1000.0	9.000	N	ON	19.2
2.755500	---	20.33	46.00	25.67	1000.0	9.000	N	ON	19.0
2.778000	30.58	---	56.00	25.42	1000.0	9.000	N	ON	19.0
5.415000	---	19.30	50.00	30.70	1000.0	9.000	N	ON	19.1
5.599500	29.37	---	60.00	30.63	1000.0	9.000	N	ON	19.1
18.863250	---	15.89	50.00	34.11	1000.0	9.000	N	ON	19.4
19.293000	19.82	---	60.00	40.18	1000.0	9.000	N	ON	19.5

802.11n(HT20), Channel No.: 6

L Line

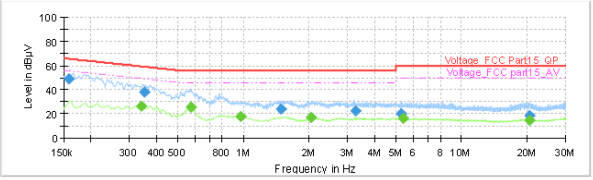

Final_Result

Frequency (MHz)	QuasiPeak (dBµV)	Average (dBµV)	Limit (dBµV)	Margin (dB)	Meas. Time (ms)	Bandwidth (kHz)	Line	Filter	Corr. (dB)
0.159000	48.57	---	65.52	16.95	1000.0	9.000	L1	ON	19.1
0.341250	---	25.97	49.17	23.20	1000.0	9.000	L1	ON	19.2
0.352500	38.21	---	58.90	20.70	1000.0	9.000	L1	ON	19.2
0.575250	---	25.67	46.00	20.33	1000.0	9.000	L1	ON	19.3
0.971250	---	17.79	46.00	28.21	1000.0	9.000	L1	ON	19.2
1.491000	23.79	---	56.00	32.21	1000.0	9.000	L1	ON	19.2
2.049000	---	17.29	46.00	28.71	1000.0	9.000	L1	ON	19.1
3.250500	22.50	---	56.00	33.50	1000.0	9.000	L1	ON	19.1
5.277750	19.91	---	60.00	40.09	1000.0	9.000	L1	ON	19.1
5.419500	---	15.99	50.00	34.01	1000.0	9.000	L1	ON	19.1
20.449500	---	14.90	50.00	35.10	1000.0	9.000	L1	ON	19.7
20.474250	18.23	---	60.00	41.77	1000.0	9.000	L1	ON	19.7

N Line

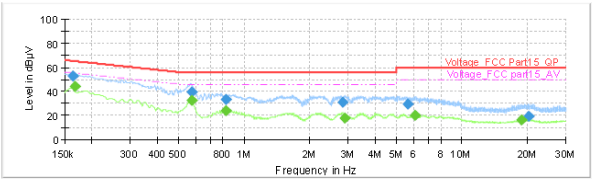

Final_Result

Frequency (MHz)	QuasiPeak (dBµV)	Average (dBµV)	Limit (dBµV)	Margin (dB)	Meas. Time (ms)	Bandwidth (kHz)	Line	Filter	Corr. (dB)
0.163500	52.91	---	65.28	12.38	1000.0	9.000	N	ON	19.1
0.168000	---	44.46	55.06	10.60	1000.0	9.000	N	ON	19.2
0.575250	---	32.51	46.00	13.49	1000.0	9.000	N	ON	19.3
0.577500	39.86	---	56.00	16.14	1000.0	9.000	N	ON	19.3
0.825000	---	23.77	46.00	22.23	1000.0	9.000	N	ON	19.2
0.827250	33.68	---	56.00	22.32	1000.0	9.000	N	ON	19.2
2.832000	31.18	---	56.00	24.82	1000.0	9.000	N	ON	19.0
2.906250	---	17.86	46.00	28.14	1000.0	9.000	N	ON	19.1
5.651250	29.49	---	60.00	30.51	1000.0	9.000	N	ON	19.1
6.092250	---	19.88	50.00	30.12	1000.0	9.000	N	ON	19.1
18.750750	---	16.08	50.00	33.92	1000.0	9.000	N	ON	19.4
20.184000	19.72	---	60.00	40.28	1000.0	9.000	N	ON	19.5

802.11n(HT20), Channel No.: 11

L Line

This report shall not be reproduced except in full, without the written approval of TA Technology (Shanghai) Co., Ltd.

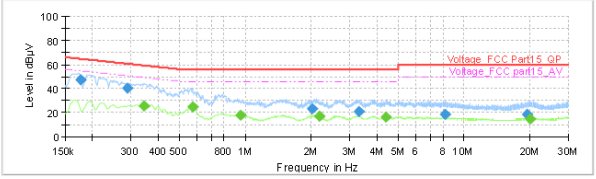

Final_Result

Frequency (MHz)	QuasiPeak (dBµV)	Average (dBµV)	Limit (dBµV)	Margin (dB)	Meas. Time (ms)	Bandwidth (kHz)	Line	Filter	Corr. (dB)
0.177000	47.44	---	64.63	17.19	1000.0	9.000	L1	ON	19.2
0.289500	40.21	---	60.54	20.33	1000.0	9.000	L1	ON	19.2
0.345750	---	25.89	49.06	23.17	1000.0	9.000	L1	ON	19.2
0.577500	---	25.02	46.00	20.98	1000.0	9.000	L1	ON	19.3
0.953250	---	17.90	46.00	28.10	1000.0	9.000	L1	ON	19.2
2.015250	23.64	---	56.00	32.36	1000.0	9.000	L1	ON	19.1
2.184000	---	16.90	46.00	29.10	1000.0	9.000	L1	ON	19.1
3.300000	20.80	---	56.00	35.20	1000.0	9.000	L1	ON	19.1
4.375500	---	16.26	46.00	29.74	1000.0	9.000	L1	ON	19.1
8.187000	18.55	---	60.00	41.45	1000.0	9.000	L1	ON	19.2
19.439250	18.46	---	60.00	41.54	1000.0	9.000	L1	ON	19.6
19.988250	---	14.64	50.00	35.36	1000.0	9.000	L1	ON	19.7

N Line

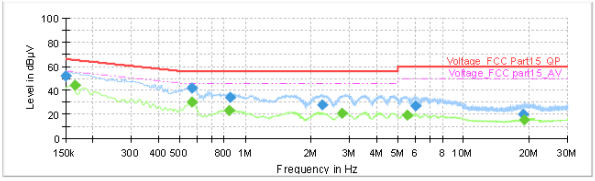

Final_Result

Frequency (MHz)	QuasiPeak (dBµV)	Average (dBµV)	Limit (dBµV)	Margin (dB)	Meas. Time (ms)	Bandwidth (kHz)	Line	Filter	Corr. (dB)
0.150000	52.18	---	66.00	13.82	1000.0	9.000	N	ON	19.1
0.165750	---	44.48	55.17	10.70	1000.0	9.000	N	ON	19.2
0.568500	---	30.08	46.00	15.92	1000.0	9.000	N	ON	19.3
0.568500	41.81	---	56.00	14.19	1000.0	9.000	N	ON	19.3
0.838500	---	23.48	46.00	22.52	1000.0	9.000	N	ON	19.2
0.849750	34.31	---	56.00	21.69	1000.0	9.000	N	ON	19.2
2.260500	27.93	---	56.00	28.07	1000.0	9.000	N	ON	19.1
2.762250	---	20.74	46.00	25.26	1000.0	9.000	N	ON	19.0
5.491500	---	19.50	50.00	30.50	1000.0	9.000	N	ON	19.1
6.029250	27.37	---	60.00	32.63	1000.0	9.000	N	ON	19.1
18.847500	20.02	---	60.00	39.98	1000.0	9.000	N	ON	19.4
18.944250	---	15.71	50.00	34.29	1000.0	9.000	N	ON	19.4

802.11n(HT40), Channel No.: 3

L Line

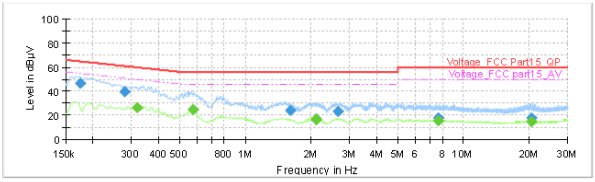

Final_Result

Frequency (MHz)	QuasiPeak (dBµV)	Average (dBµV)	Limit (dBµV)	Margin (dB)	Meas. Time (ms)	Bandwidth (kHz)	Line	Filter	Corr. (dB)
0.174750	46.80	---	64.73	17.94	1000.0	9.000	L1	ON	19.2
0.280500	39.42	---	60.80	21.39	1000.0	9.000	L1	ON	19.2
0.318750	---	26.64	49.74	23.10	1000.0	9.000	L1	ON	19.2
0.573000	---	25.07	46.00	20.93	1000.0	9.000	L1	ON	19.3
1.608000	24.13	---	56.00	31.87	1000.0	9.000	L1	ON	19.2
2.109750	---	16.75	46.00	29.25	1000.0	9.000	L1	ON	19.1
2.112000	---	16.51	46.00	29.49	1000.0	9.000	L1	ON	19.1
2.665500	23.02	---	56.00	32.98	1000.0	9.000	L1	ON	19.0
7.644750	---	15.86	50.00	34.14	1000.0	9.000	L1	ON	19.2
7.658250	18.20	---	60.00	41.80	1000.0	9.000	L1	ON	19.2
20.397750	17.95	---	60.00	42.05	1000.0	9.000	L1	ON	19.7
20.472000	---	15.09	50.00	34.91	1000.0	9.000	L1	ON	19.7

N Line

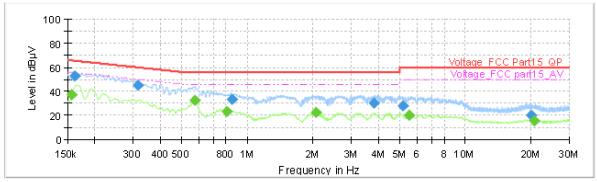

Final_Result

Frequency (MHz)	QuasiPeak (dBµV)	Average (dBµV)	Limit (dBµV)	Margin (dB)	Meas. Time (ms)	Bandwidth (kHz)	Line	Filter	Corr. (dB)
0.156750	---	37.23	55.63	18.40	1000.0	9.000	N	ON	19.1
0.161250	52.86	---	65.40	12.54	1000.0	9.000	N	ON	19.1
0.316500	44.70	---	59.80	15.10	1000.0	9.000	N	ON	19.2
0.573000	---	32.38	46.00	13.62	1000.0	9.000	N	ON	19.3
0.809250	---	23.51	46.00	22.49	1000.0	9.000	N	ON	19.2
0.856500	33.62	---	56.00	22.38	1000.0	9.000	N	ON	19.2
2.058000	---	22.19	46.00	23.81	1000.0	9.000	N	ON	19.1
3.815250	30.36	---	56.00	25.64	1000.0	9.000	N	ON	19.0
5.187750	28.05	---	60.00	31.95	1000.0	9.000	N	ON	19.1
5.498250	---	19.88	50.00	30.12	1000.0	9.000	N	ON	19.1
20.024250	19.97	---	60.00	40.03	1000.0	9.000	N	ON	19.5
20.753250	---	15.85	50.00	34.15	1000.0	9.000	N	ON	19.5

802.11n(HT40), Channel No.: 6

L Line

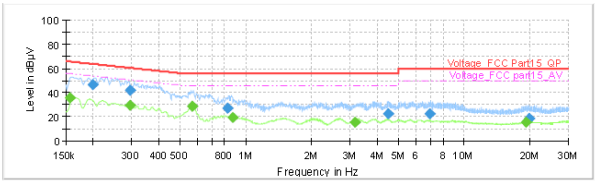

Final_Result

Frequency (MHz)	QuasiPeak (dBµV)	Average (dBµV)	Limit (dBµV)	Margin (dB)	Meas. Time (ms)	Bandwidth (kHz)	Line	Filter	Corr. (dB)
0.156750	---	35.40	55.63	20.23	1000.0	9.000	L1	ON	19.1
0.199500	46.72	---	63.63	16.91	1000.0	9.000	L1	ON	19.2
0.294000	---	29.28	50.41	21.13	1000.0	9.000	L1	ON	19.2
0.294000	41.65	---	60.41	18.76	1000.0	9.000	L1	ON	19.2
0.568500	---	28.48	46.00	17.52	1000.0	9.000	L1	ON	19.3
0.827250	26.83	---	56.00	29.17	1000.0	9.000	L1	ON	19.2
0.870000	---	19.49	46.00	26.51	1000.0	9.000	L1	ON	19.2
3.165000	---	15.49	46.00	30.51	1000.0	9.000	L1	ON	19.1
4.463250	22.11	---	56.00	33.89	1000.0	9.000	L1	ON	19.1
6.974250	22.38	---	60.00	37.62	1000.0	9.000	L1	ON	19.2
19.209750	---	15.57	50.00	34.43	1000.0	9.000	L1	ON	19.6
19.783500	18.50	---	60.00	41.50	1000.0	9.000	L1	ON	19.7

N Line

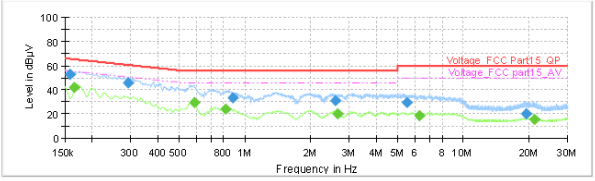

Final_Result

Frequency (MHz)	QuasiPeak (dBµV)	Average (dBµV)	Limit (dBµV)	Margin (dB)	Meas. Time (ms)	Bandwidth (kHz)	Line	Filter	Corr. (dB)
0.159000	52.69	---	65.52	12.82	1000.0	9.000	N	ON	19.1
0.165750	---	42.02	55.17	13.15	1000.0	9.000	N	ON	19.2
0.291750	45.81	---	60.47	14.67	1000.0	9.000	N	ON	19.2
0.586500	---	29.13	46.00	16.87	1000.0	9.000	N	ON	19.3
0.818250	---	23.94	46.00	22.06	1000.0	9.000	N	ON	19.2
0.881250	33.21	---	56.00	22.79	1000.0	9.000	N	ON	19.2
2.602500	31.24	---	56.00	24.76	1000.0	9.000	N	ON	19.0
2.647500	---	20.29	46.00	25.71	1000.0	9.000	N	ON	19.0
5.509500	29.25	---	60.00	30.75	1000.0	9.000	N	ON	19.1
6.315000	---	18.78	50.00	31.22	1000.0	9.000	N	ON	19.1
19.342500	19.92	---	60.00	40.08	1000.0	9.000	N	ON	19.5
21.039000	---	15.66	50.00	34.34	1000.0	9.000	N	ON	19.5

802.11n(HT40), Channel No.: 9

This report shall not be reproduced except in full, without the written approval of TA Technology (Shanghai) Co., Ltd.

L Line

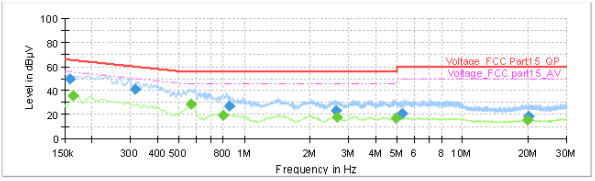

Final_Result

Frequency (MHz)	QuasiPeak (dBµV)	Average (dBµV)	Limit (dBµV)	Margin (dB)	Meas. Time (ms)	Bandwidth (kHz)	Line	Filter	Corr. (dB)
0.159000	49.36	---	65.52	16.16	1000.0	9.000	L1	ON	19.1
0.163500	---	35.94	55.28	19.34	1000.0	9.000	L1	ON	19.1
0.316500	40.89	---	59.80	18.91	1000.0	9.000	L1	ON	19.2
0.568500	---	28.44	46.00	17.56	1000.0	9.000	L1	ON	19.3
0.795750	---	19.37	46.00	26.63	1000.0	9.000	L1	ON	19.2
0.852000	27.38	---	56.00	28.62	1000.0	9.000	L1	ON	19.2
2.613750	23.20	---	56.00	32.80	1000.0	9.000	L1	ON	19.0
2.645250	---	17.93	46.00	28.07	1000.0	9.000	L1	ON	19.0
4.971750	---	16.96	46.00	29.04	1000.0	9.000	L1	ON	19.1
5.307000	20.93	---	60.00	39.07	1000.0	9.000	L1	ON	19.1
19.819500	---	15.42	50.00	34.58	1000.0	9.000	L1	ON	19.7
19.934250	18.42	---	60.00	41.58	1000.0	9.000	L1	ON	19.7

N Line

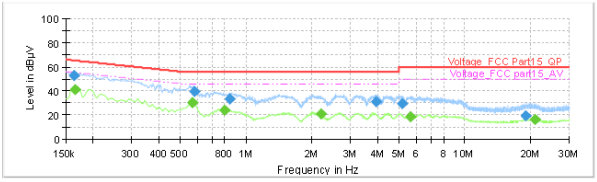

Final_Result

Frequency (MHz)	QuasiPeak (dBµV)	Average (dBµV)	Limit (dBµV)	Margin (dB)	Meas. Time (ms)	Bandwidth (kHz)	Line	Filter	Corr. (dB)
0.163500	53.00	---	65.28	12.28	1000.0	9.000	N	ON	19.1
0.165750	---	41.22	55.17	13.95	1000.0	9.000	N	ON	19.2
0.568500	---	29.90	46.00	16.10	1000.0	9.000	N	ON	19.3
0.584250	39.33	---	56.00	16.67	1000.0	9.000	N	ON	19.3
0.795750	---	23.87	46.00	22.13	1000.0	9.000	N	ON	19.2
0.840750	33.68	---	56.00	22.32	1000.0	9.000	N	ON	19.2
2.195250	---	20.84	46.00	25.16	1000.0	9.000	N	ON	19.1
3.934500	30.74	---	56.00	25.26	1000.0	9.000	N	ON	19.0
5.154000	29.80	---	60.00	30.20	1000.0	9.000	N	ON	19.1
5.660250	---	18.30	50.00	31.70	1000.0	9.000	N	ON	19.1
19.032000	19.61	---	60.00	40.39	1000.0	9.000	N	ON	19.4
20.944500	---	15.97	50.00	34.03	1000.0	9.000	N	ON	19.5

This report shall not be reproduced except in full, without the written approval of TA Technology (Shanghai) Co., Ltd.

6. Main Test Instruments

Name	Type	Manufacturer	Serial Number	Calibration Date	Expiration Time
Spectrum Analyzer	FSV30	R&S	100815	2016-12-16	2017-12-15
EMI Test Receiver	ESCI	R&S	100948	2016-06-01	2017-05-31
TRILOG Broadband Antenna	VULB 9163	Schwarzbeck	9163-201	2014-12-06	2017-12-05
Double Ridged Waveguide Horn Antenna	HF907	R&S	100126	2014-12-06	2017-12-05
Loop Antenna	FMZB1519	SCHWARZBECK	1519-047	2014-02-19	2017-02-18
Standard Gain Horn	3160-09	ETS-Lindgren	00102644	2015-01-30	2018-01-29
EMI Test Receiver	ESCS30	R&S	100138	2016-12-16	2017-12-15
LISN	ENV216	R&S	101171	2016-12-16	2019-12-15
Spectrum Analyzer	N9010A	Agilent	MY47191109	2016-05-21	2017-05-20
MOB COMMS DC SUPPLY	66319D	Agilent	MY43004105	2016-05-21	2017-05-20
Peak Power Meter	U2021XA	Keysight	MY55240003	2016-06-26	2017-06-25
RF Cable	SMA 15cm	Agilent	0001	2016-09-05	2017-03-05

*******END OF REPORT *******

This report shall not be reproduced except in full, without the written approval of TA Technology (Shanghai) Co., Ltd.

ANNEX A: EUT Appearance and Test Setup

A.1 EUT Appearance

Front Side

Back Side

a: EUT

This report shall not be reproduced except in full, without the written approval of TA Technology (Shanghai) Co., Ltd.

Adapter 1

Adapter 2

b: Adapter

This report shall not be reproduced except in full, without the written approval of TA Technology (Shanghai) Co., Ltd.

c: Cable

Picture 1 EUT and Accessory

This report shall not be reproduced except in full, without the written approval of TA Technology (Shanghai) Co., Ltd.

A.2 Test Setup



30M Hz-1GHz



Above 1GHz

Picture 2 Radiated Emission Test Setup

This report shall not be reproduced except in full, without the written approval of TA Technology (Shanghai) Co., Ltd.

Picture 3 Conducted Emission Test Setup

This report shall not be reproduced except in full, without the written approval of TA Technology (Shanghai) Co., Ltd.