ANNEX A – TEST PLOTS

System check	750MHz

Communication System: UID 0, CW (0) Frequency: 750 MHz;
Medium parameters used: f = 750 MHz; σ = 0.923 S/m; ε_r = 41.352; ρ = 1000 kg/m^3
Phantom section: Flat Section

DASY Configuration:

- Probe: EX3DV4 - SN3708; ConvF(9.63, 9.63, 9.63); Calibrated: 9/26/2019
- Sensor-Surface: 1.4mm (Mechanical Surface Detection), Sensor-Surface: 4mm (Mechanical Surface Detection)
- Electronics: DAE4 Sn720; Calibrated: 10/2/2019
- Phantom: Twin-SAM 1559; Type: QD 000 P40 CD; Serial: xxxx

- Measurement SW: DASY52, Version 52.10 (2); SEMCAD X Version 14.6.12 (7450)
  System Performance Check at Frequencies 750MHz/d=15mm, Pin=250 mW, dist=3.0mm (ES-Probe)/Area Scan (8x15x1): Measurement grid: dx=15mm, dy=15mm
  Maximum value of SAR (measured) = 2.16 W/kg
  System Performance Check at Frequencies 750MHz/d=15mm, Pin=250 mW, dist=3.0mm (ES-Probe)/Zoom Scan (7x7x7) (7x7x7)/Cube 0: Measurement grid: dx=5mm, dy=5mm, dz=5mm
  Reference Value = 41.00 V/m; Power Drift = 0.13 dB
  Peak SAR (extrapolated) = 3.26 W/kg
  SAR(1 g) = 2.06 W/kg; SAR(10 g) = 1.42 W/kg
  Maximum value of SAR (measured) = 2.49 W/kg

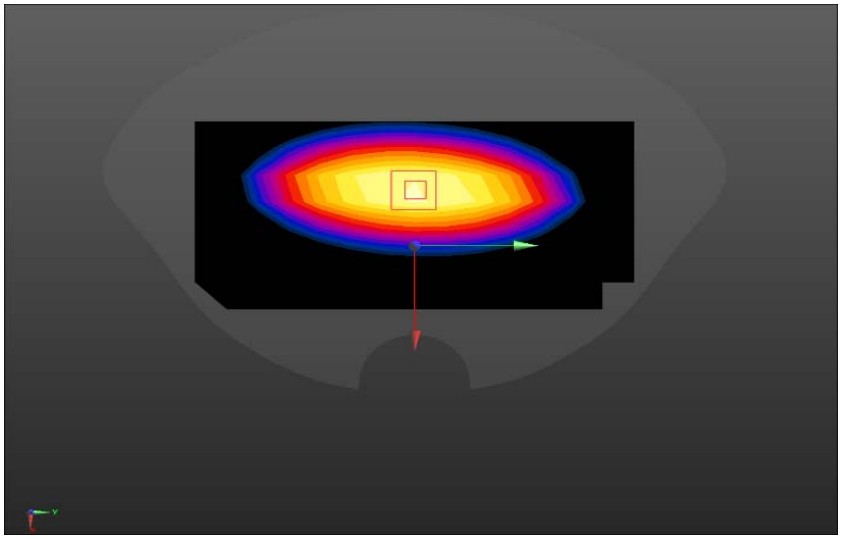

System check	835MHz

Communication System: UID 0, CW (0); Frequency: 835 MHz
Medium parameters used (interpolated): f = 835 MHz; σ = 0.911 S/m; ε_r = 40.266 ρ = 1000 kg/m^3
Phantom section: Flat Section

DASY5 Configuration:

- Probe: EX3DV4 - SN3708; ConvF(9.48, 9.48, 9.48); Calibrated: 9/26/2019
- Sensor-Surface: 1.4mm (Mechanical Surface Detection), Sensor-Surface: 4mm (Mechanical Surface Detection)
- Electronics: DAE4 Sn720; Calibrated: 10/2/2019
- Phantom: Twin-SAM 1559; Type: QD 000 P40 CD; Serial: xxxx

- Measurement SW: DASY52, Version 52.10 (2); SEMCAD X Version 14.6.12 (7450)
  Configuration 835/835/Area Scan (8x15x1): Measurement grid: dx=15mm, dy=15mm
  Maximum value of SAR (measured) = 2.72 W/kg
  Configuration 835/835/Zoom Scan (7x7x7) (7x7x7)/Cube 0: Measurement grid: dx=5mm, dy=5mm, dz=5mm
  Reference Value = 51.67 V/m; Power Drift = 0.08 dB
  Peak SAR (extrapolated) = 3.58 W/kg
  SAR(1 g) = 2.39 W/kg; SAR(10 g) = 1.62 W/kg
  Maximum value of SAR (measured) = 2.75 W/kg

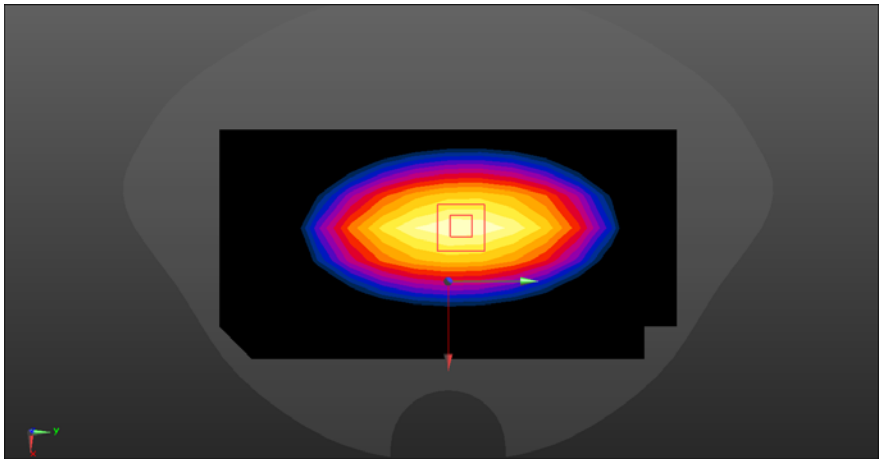

System check	1800MHz

Communication System: UID 0, CW (0); Frequency: 1800 MHz
Medium parameters used: f = 1800 MHz; σ = 1.418 S/m; ε_r = 40.688; ρ = 1000 kg/m^3
Phantom section: Flat Section

DASY5 Configuration:

- Probe: EX3DV4 - SN3708; ConvF(1.37, 1.37, 1.37); Calibrated: 9/26/2019
- Sensor-Surface: 1.4mm (Mechanical Surface Detection), Sensor-Surface: 4mm (Mechanical Surface Detection)
- Electronics: DAE4 Sn720; Calibrated: 10/2/2019
- Phantom: Twin-SAM 1559; Type: QD 000 P40 CD; Serial: xxxx

- Measurement SW: DASY52, Version 52.10 (2); SEMCAD X Version 14.6.12 (7450)
  Configuration 1800/1800/Area Scan (7x10x1): Measurement grid: dx=15mm, dy=15mm
  Maximum value of SAR (measured) = 8.31 W/kg
  Configuration 1800/1800/Zoom Scan (7x7x7) (7x7x7)/Cube 0: Measurement grid: dx=5mm, dy=5mm, dz=5mm
  Reference Value = 76.60 V/m; Power Drift = 0.01 dB
  Peak SAR (extrapolated) = 17.5 W/kg
  SAR(1 g) = 9.49 W/kg; SAR(10 g) = 4.93 W/kg
  Maximum value of SAR (measured) = 12.1 W/kg

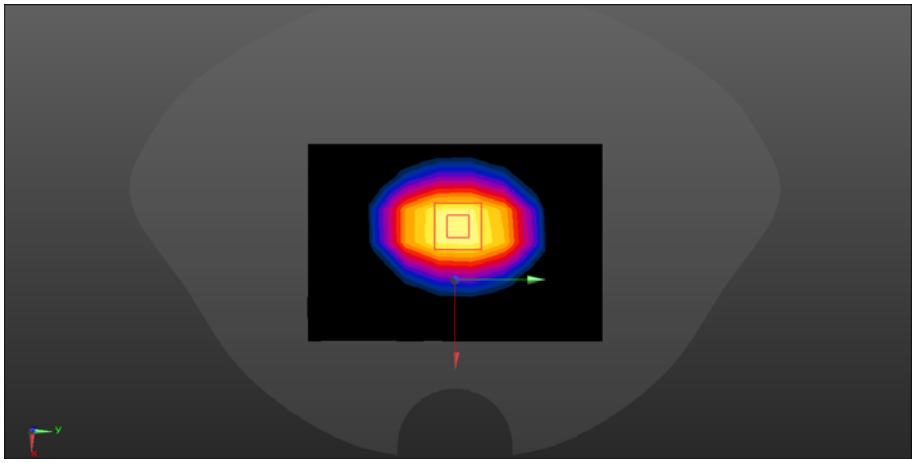

System check	2000MHz

Communication System: UID 0, CW (0); Frequency: 2000 MHz
Medium parameters used: f = 2000 MHz; σ = 1.427 S/m; ε_r = 39.844; ρ = 1000 kg/m^3
Phantom section: Flat Section

DASY5 Configuration:

- Probe: EX3DV4 - SN3708; ConvF(8.09, 8.09, 8.09); Calibrated: 9/26/2019
- Sensor-Surface: 1.4mm (Mechanical Surface Detection), Sensor-Surface: 4mm (Mechanical Surface Detection)
- Electronics: DAE4 Sn720; Calibrated: 10/2/2019
- Phantom: Twin-SAM 1559; Type: QD 000 P40 CD; Serial: xxxx

- Measurement SW: DASY52, Version 52.10 (2); SEMCAD X Version 14.6.12 (7450)
  Configuration 2000/2000/Area Scan (7x10x1): Measurement grid: dx=10mm, dy=10mm
  Maximum value of SAR (measured) = 8.40 W/kg
  Configuration 2000/2000/Zoom Scan (7x7x7) (7x7x7)/Cube 0: Measurement grid: dx=5mm, dy=5mm, dz=5mm
  Reference Value = 76.22 V/m; Power Drift = 0.07 dB
  Peak SAR (extrapolated) = 18.7 W/kg
  SAR(1 g) = 9.82 W/kg; SAR(10 g) = 4.97 W/kg
  Maximum value of SAR (measured) = 12.9 W/kg



System check	2450MHz

Communication System: UID 0, CW (0); Frequency: 2450 MHz
Medium parameters used: f = 2450 MHz; σ = 1.866 S/m; ε_r = 38.343; ρ = 1000 kg/m^3
Phantom section: Flat Section

DASY5 Configuration:

- Probe: EX3DV4 - SN3708; ConvF(7.50, 7.50, 7.50); Calibrated: 9/26/2019
- Sensor-Surface: 1.4mm (Mechanical Surface Detection), Sensor-Surface: 4mm (Mechanical Surface Detection)
- Electronics: DAE4 Sn720; Calibrated: 10/2/2019
- Phantom: Twin-SAM 1559; Type: QD 000 P40 CD; Serial: xxxx

- Measurement SW: DASY52, Version 52.10 (2); SEMCAD X Version 14.6.12 (7450)
  System Performance Check at Frequencies 2450 MHz/2450/Area Scan (8x11x1):
  Measurement grid: dx=12mm, dy=12mm
  Maximum value of SAR (measured) = 21.4 W/kg
  System Performance Check at Frequencies 2450 MHz/2450/Zoom Scan (7x7x7) (7x7x7)/Cube 0: Measurement grid: dx=5mm, dy=5mm, dz=5mm
  Reference Value = 108.3 V/m; Power Drift = 0.19 dB
  Peak SAR (extrapolated) = 28.6 W/kg
  SAR(1 g) = 13.5 W/kg; SAR(10 g) = 6.32 W/kg
  Maximum value of SAR (measured) = 22.6 W/kg

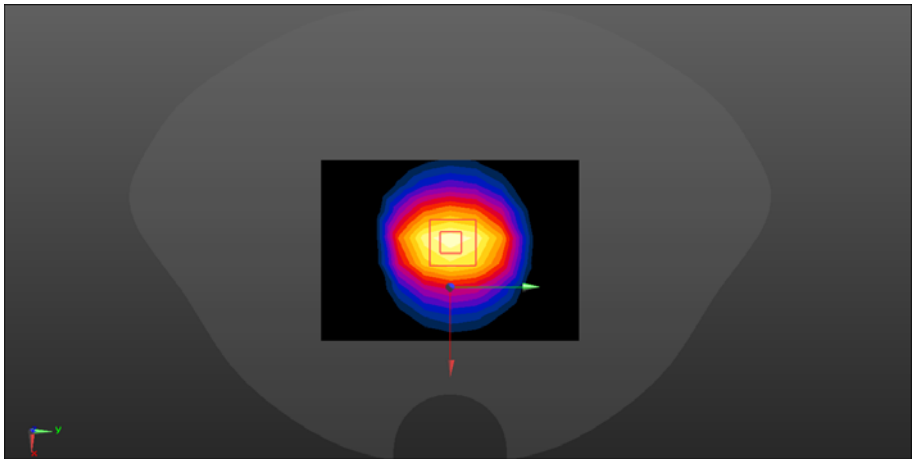

System check	2600MHz

Communication System: UID 0, CW (0); Frequency: 2600 MHz;Duty Cycle: 1:1
Medium parameters used: f = 2600 MHz; σ = 1.951 S/m; ε_r = 39.672; ρ = 1000 kg/m^3
Phantom section: Flat Section

DASY5 Configuration:

- Probe: EX3DV4 - SN3708; ConvF(7.37, 7.37, 7.37); Calibrated: 9/26/2019
- Sensor-Surface: 1.4mm (Mechanical Surface Detection), Sensor-Surface: 4mm (Mechanical Surface Detection)
- Electronics: DAE4 Sn720; Calibrated: 10/2/2019
- Phantom: Twin-SAM 1559; Type: QD 000 P40 CD; Serial: xxxx
- Measurement SW: DASY52, Version 52.10 (2); SEMCAD X Version 14.6.12 (7450)
  SYSTEM CHECK 2600/SYSTEM CHECK 2600MHz/Area Scan (5x11x1):
  Measurement grid: dx=12mm, dy=12mm
  Maximum value of SAR (measured) = 21.6 W/kg
  SYSTEM CHECK 2600/SYSTEM CHECK 2600MHz/Zoom Scan (7x7x7)/Cube 0:
  Measurement grid: dx=5mm, dy=5mm, dz=5mm
  Reference Value = 104.5 V/m; Power Drift = 0.07 dB
  Peak SAR (extrapolated) = 33.9 W/kg
  SAR(1 g) = 14.1 W/kg; SAR(10 g) = 6.64 W/kg
  Maximum value of SAR (measured) = 26.4 W/kg

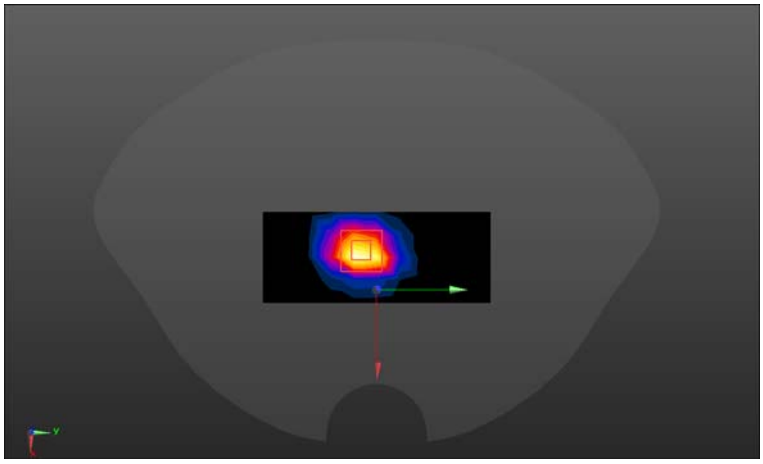

System check	2600MHz

Communication System: UID 0, CW (0); Frequency: 2600 MHz; Duty Cycle: 1:1
Medium parameters used: f = 2600 MHz; σ = 1.949 S/m; ε_r = 39.673; ρ = 1000 kg/m^3
Phantom section: Flat Section

DASY5 Configuration:

- Probe: EX3DV4 - SN3708; ConvF(7.38, 7.38, 7.38) @ 2600 MHz; Calibrated: 10/20/2021
- Sensor-Surface: 1.4mm (Mechanical Surface Detection)
- Electronics: DAE4 Sn720; Calibrated: 10/8/2021
- Phantom: Twin-SAM 1559; Type: QD 000 P40 CD; Serial: xxxx
- Measurement SW: DASY52, Version 52.10 (4); SEMCAD X Version 14.6.14 (7483)
  D2600/Dipole 2600MHz/Area Scan (5x10x1): Measurement grid: dx=12mm, dy=12mm
  Maximum value of SAR (measured) = 21.0 W/kg
  D2600/Dipole 2600MHz/Zoom Scan (5x5x7)/Cube 0: Measurement grid: dx=8mm, dy=8mm, dz=5mm
  Reference Value = 107.0 V/m; Power Drift = 0.00 dB
  Peak SAR (extrapolated) = 27.8 W/kg
  SAR(1 g) = 14.6 W/kg; SAR(10 g) = 6.53 W/kg
  Maximum value of SAR (measured) = 21.7 W/kg

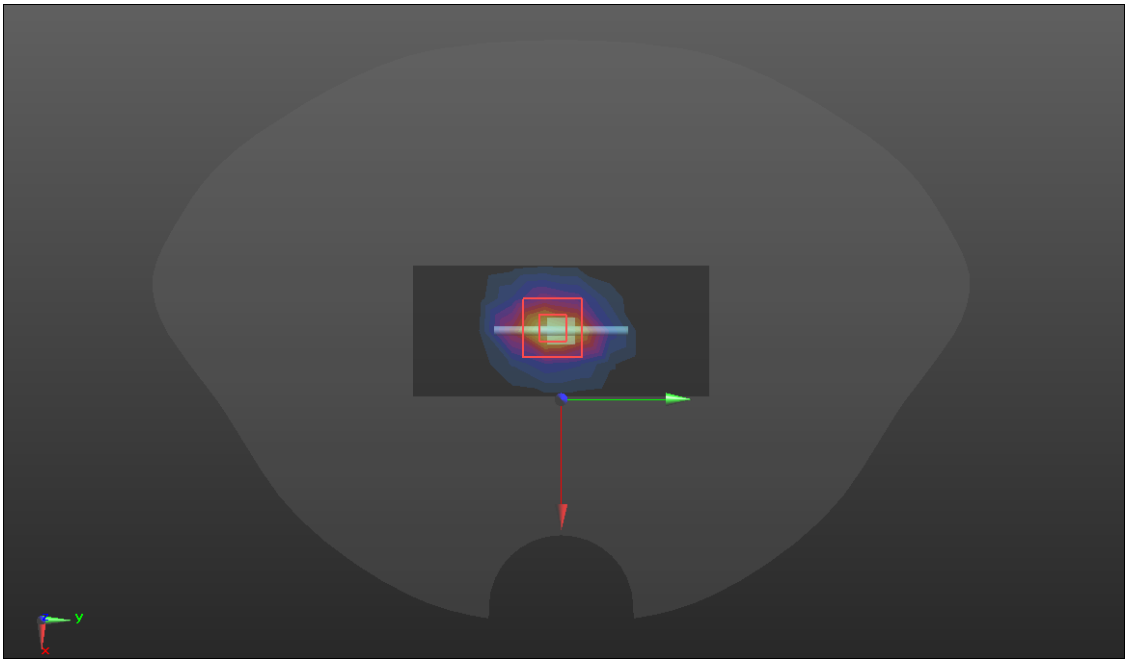

GSM850

Head	Right cheek

Communication System: UID 0, Generic GSM (0); Frequency: 836.6 MHz;Duty Cycle: 1:8.30042
Medium parameters used (interpolated): f = 836.6 MHz; σ = 0.905 S/m; ε_r = 41.528; ρ = 1000 kg/m^3
Phantom section: Right Section

DASY5 Configuration:

- Probe: EX3DV4 - SN3708; ConvF(9.48, 9.48, 9.48) @ 836.6 MHz; Calibrated: 9/26/2019
- Sensor-Surface: 1.4mm (Mechanical Surface Detection), Sensor-Surface: 4mm (Mechanical Surface Detection)
- Electronics: DAE4 Sn720; Calibrated: 10/2/2019
- Phantom: Twin-SAM 1559; Type: QD 000 P40 CD; Serial: xxxx
- Measurement SW: DASY52, Version 52.10 (2); SEMCAD X Version 14.6.12 (7450)
  RIGHT/RC GSM850 2/Area Scan (7x17x1): Measurement grid: dx=15mm, dy=15mm
  Maximum value of SAR (measured) = 0.137 W/kg
  RIGHT/RC GSM850 2/Zoom Scan (5x5x7)/Cube 0: Measurement grid: dx=8mm, dy=8mm, dz=5mm
  Reference Value = 2.724 V/m; Power Drift = 0.02 dB
  Peak SAR (extrapolated) = 0.157 W/kg
  SAR(1 g) = 0.126 W/kg; SAR(10 g) = 0.084 W/kg
  Maximum value of SAR (measured) = 0.124 W/kg

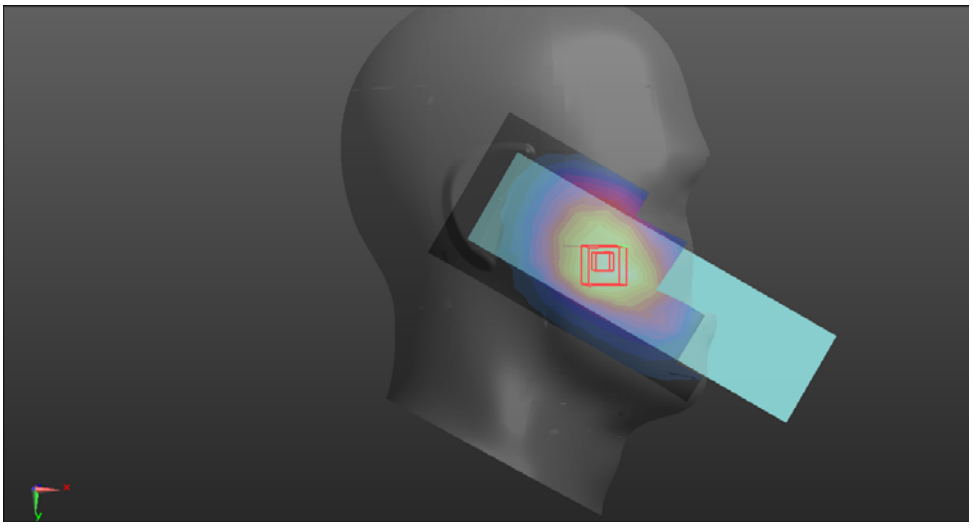

Body-worn	Back

Communication System: UID 0, Generic GSM (0); Frequency: 848.6 MHz;Duty Cycle: 3:8.30042
Medium parameters used (interpolated): f = 848.6 MHz; σ = 0.909 S/m; ε_r = 41.503; ρ = 1000 kg/m^3
Phantom section: Flat Section

DASY5 Configuration:

- Probe: EX3DV4 - SN3708; ConvF(9.48, 9.48, 9.48) @ 848.6 MHz; Calibrated: 9/26/2019
- Sensor-Surface: 1.4mm (Mechanical Surface Detection (Locations From Previous Scan Used)), Sensor-Surface: 1.4mm (Mechanical Surface Detection)
- Electronics: DAE4 Sn720; Calibrated: 10/2/2019
- Phantom: Twin-SAM 1559; Type: QD 000 P40 CD; Serial: xxxx
- Measurement SW: DASY52, Version 52.10 (2); SEMCAD X Version 14.6.12 (7450)
  Configuration 2/BACK GSM850 3TX HIGH/Area Scan (7x11x1): Measurement grid: dx=15mm, dy=15mm
  Maximum value of SAR (measured) = 1.38 W/kg
  Configuration 2/BACK GSM850 3TX HIGH/Zoom Scan (5x5x7)/Cube 0: Measurement grid: dx=8mm, dy=8mm, dz=5mm
  Reference Value = 26.11 V/m; Power Drift = 0.05 dB
  Peak SAR (extrapolated) = 1.78 W/kg
  SAR(1 g) = 0.914 W/kg; SAR(10 g) = 0.493 W/kg
  Maximum value of SAR (measured) = 1.44 W/kg

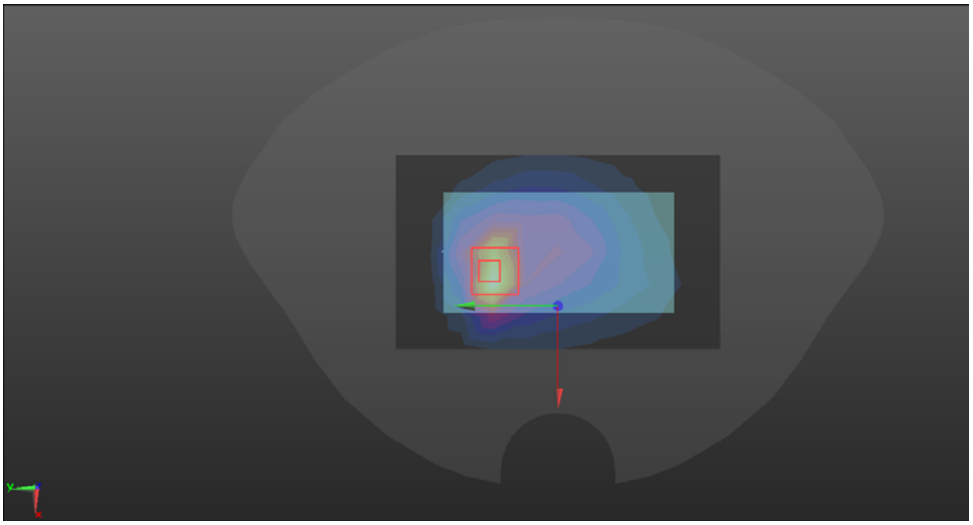

GSM1900

Head	Right cheek

Communication System: UID 0, Generic GSM (0); Frequency: 1880 MHz;Duty Cycle: 1:8.30042
Medium parameters used (interpolated): f = 1880 MHz; σ = 1.4 S/m; ε_r = 40; ρ = 1000 kg/m^3
Phantom section: Right Section

DASY5 Configuration:

- Probe: EX3DV4 - SN3708; ConvF(8.1, 8.1, 8.1) @ 1880 MHz; Calibrated: 9/26/2019
- Sensor-Surface: 1.4mm (Mechanical Surface Detection (Locations From Previous Scan Used)), Sensor-Surface: 4mm (Mechanical Surface Detection)
- Electronics: DAE4 Sn720; Calibrated: 10/2/2019
- Phantom: Twin-SAM 1559; Type: QD 000 P40 CD; Serial: xxxx
- Measurement SW: DASY52, Version 52.10 (2); SEMCAD X Version 14.6.12 (7450)
  RIGHT/RC GSM1900/Area Scan (7x17x1): Measurement grid: dx=15mm, dy=15mm
  Maximum value of SAR (measured) = 0.0621 W/kg
  RIGHT/RC GSM1900/Zoom Scan (5x5x7)/Cube 0: Measurement grid: dx=8mm, dy=8mm, dz=5mm
  Reference Value = 1.694 V/m; Power Drift = -0.04 dB
  Peak SAR (extrapolated) = 0.0830 W/kg
  SAR(1 g) = 0.051 W/kg; SAR(10 g) = 0.094 W/kg
  Maximum value of SAR (measured) = 0.103 W/kg

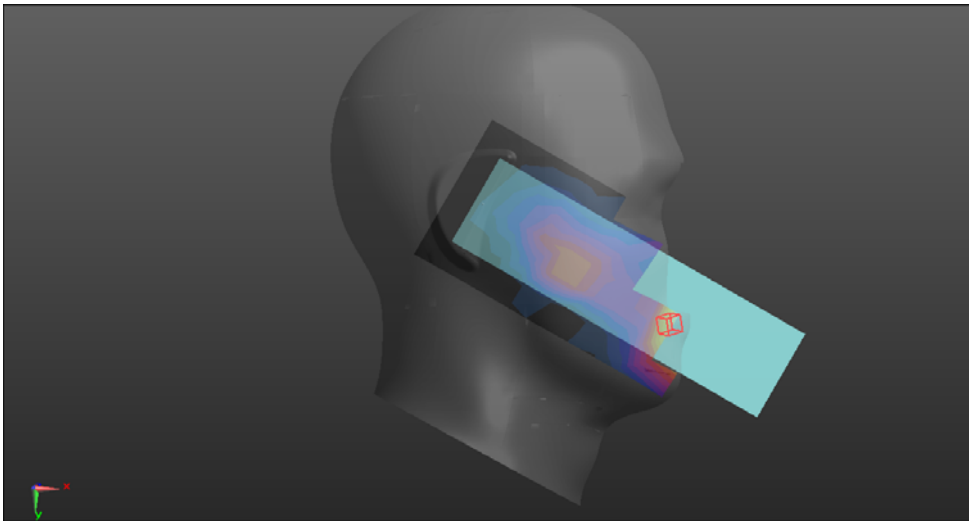

Body-worn	Back

Communication System: UID 0, Generic GSM (0); Frequency: 1850.2 MHz;Duty Cycle: 3:8.30042
Medium parameters used (interpolated): f = 1850.2 MHz; σ = 1.4 S/m; ε_r = 40; ρ = 1000 kg/m^3
Phantom section: Flat Section

DASY5 Configuration:

- Probe: EX3DV4 - SN3708; ConvF(8.1, 8.1, 8.1) @ 1850.2 MHz; Calibrated: 9/26/2019
- Sensor-Surface: 1.4mm (Mechanical Surface Detection (Locations From Previous Scan Used)), Sensor-Surface: 1.4mm (Mechanical Surface Detection)
- Electronics: DAE4 Sn720; Calibrated: 10/2/2019
- Phantom: Twin-SAM 1559; Type: QD 000 P40 CD; Serial: xxxx
- Measurement SW: DASY52, Version 52.10 (2); SEMCAD X Version 14.6.12 (7450)
  Configuration 2/BACK GSM1900 3TX LOW/Area Scan (7x11x1): Measurement grid: dx=15mm, dy=15mm
  Maximum value of SAR (measured) = 1.43 W/kg
  Configuration 2/BACK GSM1900 3TX LOW/Zoom Scan (5x5x7)/Cube 0: Measurement grid: dx=8mm, dy=8mm, dz=5mm
  Reference Value = 16.83 V/m; Power Drift = -0.08 dB
  Peak SAR (extrapolated) = 1.83 W/kg
  SAR(1 g) = 1.01 W/kg; SAR(10 g) = 0.567 W/kg
  Maximum value of SAR (measured) = 1.50 W/kg

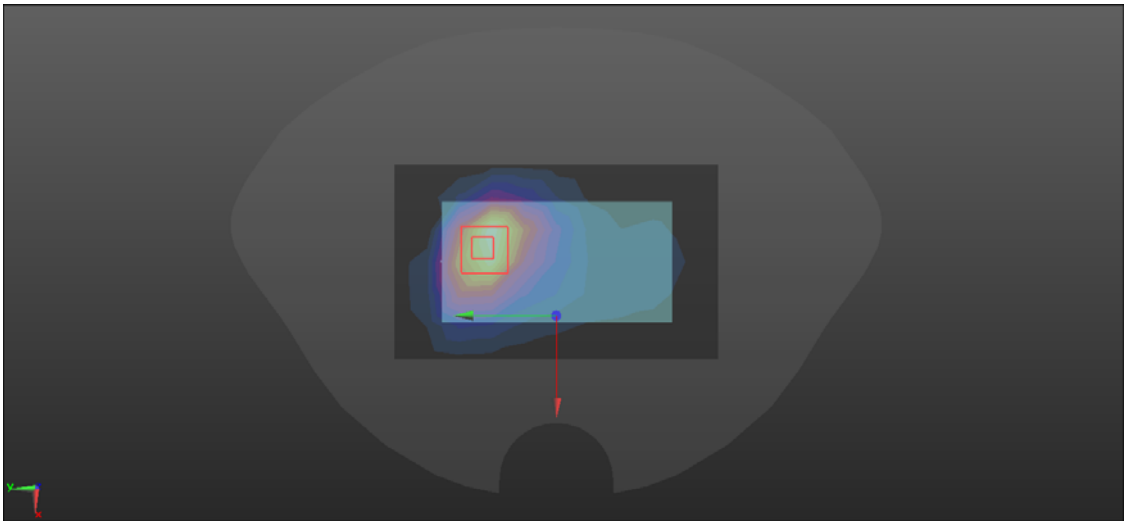

WCDMA Band II

Head	Left cheek

Communication System: UID 0, wcdma BANDII (0); Frequency: 1880 MHz;Duty Cycle: 1:1
Medium parameters used (interpolated): f = 1880 MHz; σ = 1.4 S/m; ε_r = 40; ρ = 1000 kg/m^3
Phantom section: Left Section

DASY5 Configuration:

- Probe: EX3DV4 - SN3708; ConvF(8.1, 8.1, 8.1) @ 1880 MHz; Calibrated: 9/26/2019
- Sensor-Surface: 1.4mm (Mechanical Surface Detection)
- Electronics: DAE4 Sn720; Calibrated: 10/2/2019
- Phantom: Twin-SAM 1559; Type: QD 000 P40 CD; Serial: xxxx
- Measurement SW: DASY52, Version 52.10 (2); SEMCAD X Version 14.6.12 (7450)
  LEFT/LC WCDMA B2/Area Scan (7x17x1): Measurement grid: dx=15mm, dy=15mm
  Maximum value of SAR (measured) = 0.115 W/kg
  LEFT/LC WCDMA B2/Zoom Scan (5x5x7)/Cube 0: Measurement grid: dx=8mm, dy=8mm, dz=5mm
  Reference Value = 1.400 V/m; Power Drift = -0.02 dB
  Peak SAR (extrapolated) = 0.140 W/kg
  SAR(1 g) = 0.094 W/kg; SAR(10 g) = 0.062 W/kg
  Maximum value of SAR (measured) = 0.122 W/kg

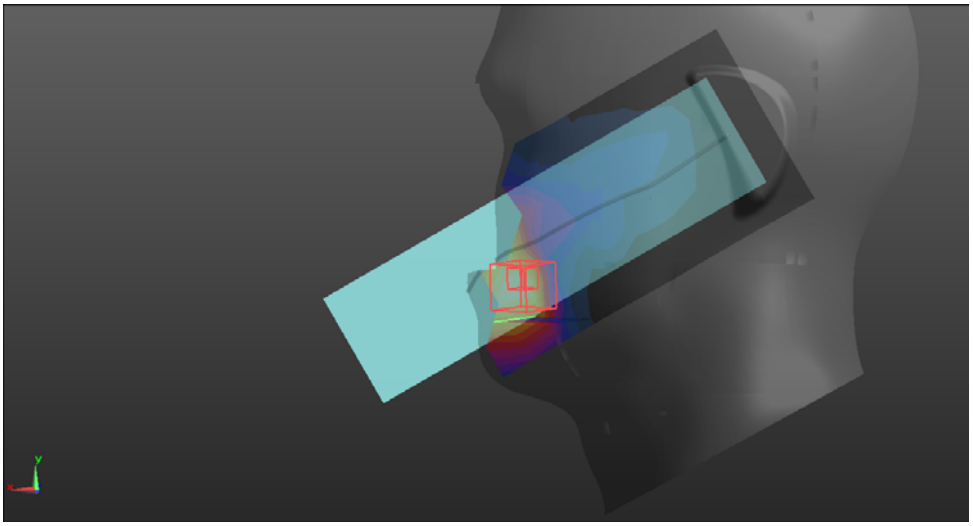

Body-worn	Back

Communication System: UID 0, wcdma BANDII (0); Frequency: 1907.6 MHz;Duty Cycle: 1:1
Medium parameters used (interpolated): f = 1907.6 MHz; σ = 1.4 S/m; ε_r = 40; ρ = 1000 kg/m^3
Phantom section: Flat Section

DASY5 Configuration:

- Probe: EX3DV4 - SN3708; ConvF(8.1, 8.1, 8.1) @ 1907.6 MHz; Calibrated: 9/26/2019
- Sensor-Surface: 1.4mm (Mechanical Surface Detection (Locations From Previous Scan Used)), Sensor-Surface: 1.4mm (Mechanical Surface Detection)
- Electronics: DAE4 Sn720; Calibrated: 10/2/2019
- Phantom: Twin-SAM 1559; Type: QD 000 P40 CD; Serial: xxxx
- Measurement SW: DASY52, Version 52.10 (2); SEMCAD X Version 14.6.12 (7450)
  Configuration 4/BACK WCDMA B2 HIGH/Area Scan (7x11x1): Measurement grid: dx=15mm, dy=15mm
  Maximum value of SAR (measured) = 1.17 W/kg
  Configuration 4/BACK WCDMA B2 HIGH/Zoom Scan (5x5x7)/Cube 0: Measurement grid: dx=8mm, dy=8mm, dz=5mm
  Reference Value = 12.27 V/m; Power Drift = 0.02 dB
  Peak SAR (extrapolated) = 1.46 W/kg
  SAR(1 g) = 0.810 W/kg; SAR(10 g) = 0.448 W/kg
  Maximum value of SAR (measured) = 1.22 W/kg

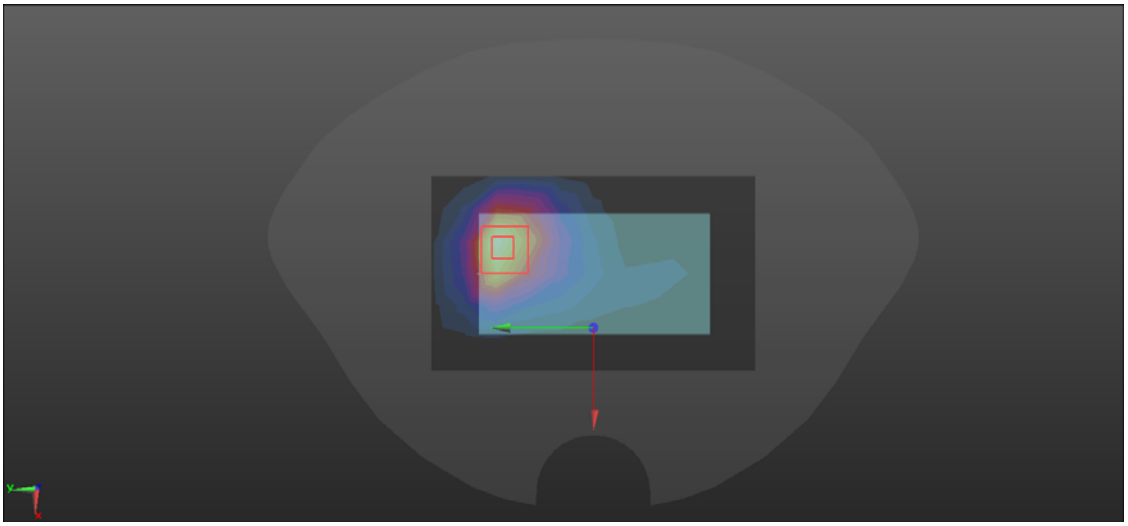

WCDMA Band IV

Head	Right tilt

Communication System: UID 0, wcdma bandIV (0); Frequency: 1732.4 MHz;Duty Cycle: 1:1
Medium parameters used (interpolated): f = 1732.4 MHz; σ = 1.375 S/m; ε_r = 40.07; ρ = 1000 kg/m^3
Phantom section: Right Section

DASY5 Configuration:

- Probe: EX3DV4 - SN3708; ConvF(8.41, 8.41, 8.41) @ 1732.4 MHz; Calibrated: 9/26/2019
- Sensor-Surface: 1.4mm (Mechanical Surface Detection (Locations From Previous Scan Used)), Sensor-Surface: 4mm (Mechanical Surface Detection)
- Electronics: DAE4 Sn720; Calibrated: 10/2/2019
- Phantom: Twin-SAM 1559; Type: QD 000 P40 CD; Serial: xxxx
- Measurement SW: DASY52, Version 52.10 (2); SEMCAD X Version 14.6.12 (7450)
  RIGHT/RT WCDMA B4/Area Scan (7x17x1): Measurement grid: dx=15mm, dy=15mm
  Maximum value of SAR (measured) = 0.0766 W/kg
  RIGHT/RT WCDMA B4/Zoom Scan (5x5x7)/Cube 0: Measurement grid: dx=8mm, dy=8mm, dz=5mm
  Reference Value = 3.788 V/m; Power Drift = 0.08 dB
  Peak SAR (extrapolated) = 0.0840 W/kg
  SAR(1 g) = 0.062 W/kg; SAR(10 g) = 0.041 W/kg
  Maximum value of SAR (measured) = 0.0672 W/kg

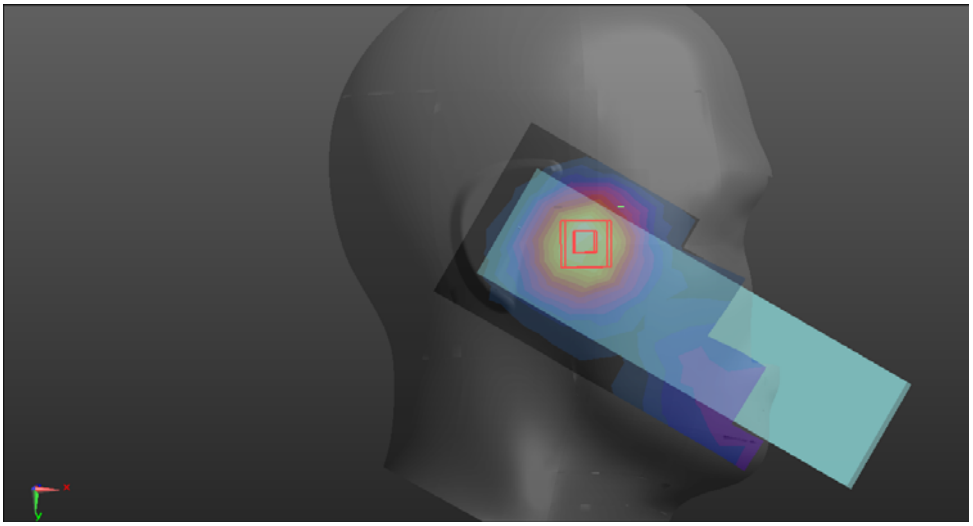

Body-worn	Back

Communication System: UID 0, wcdma bandIV (0); Frequency: 1732.4 MHz;Duty Cycle: 1:1
Medium parameters used (interpolated): f = 1732.4 MHz; σ = 1.375 S/m; ε_r = 40.07; ρ = 1000 kg/m^3
Phantom section: Flat Section

DASY5 Configuration:

- Probe: EX3DV4 - SN3708; ConvF(8.41, 8.41, 8.41) @ 1732.4 MHz; Calibrated: 9/26/2019
- Sensor-Surface: 1.4mm (Mechanical Surface Detection (Locations From Previous Scan Used)), Sensor-Surface: 1.4mm (Mechanical Surface Detection)
- Electronics: DAE4 Sn720; Calibrated: 10/2/2019
- Phantom: Twin-SAM 1559; Type: QD 000 P40 CD; Serial: xxxx
- Measurement SW: DASY52, Version 52.10 (2); SEMCAD X Version 14.6.12 (7450)
  Configuration 2/BACK WCDMA B4/Area Scan (7x11x1): Measurement grid: dx=15mm, dy=15mm
  Maximum value of SAR (measured) = 0.733 W/kg
  Configuration 2/BACK WCDMA B4/Zoom Scan (5x5x7)/Cube 0: Measurement grid: dx=8mm, dy=8mm, dz=5mm
  Reference Value = 13.02 V/m; Power Drift = -0.43 dB
  Peak SAR (extrapolated) = 0.950 W/kg
  SAR(1 g) = 0.532 W/kg; SAR(10 g) = 0.298 W/kg
  Maximum value of SAR (measured) = 0.777 W/kg

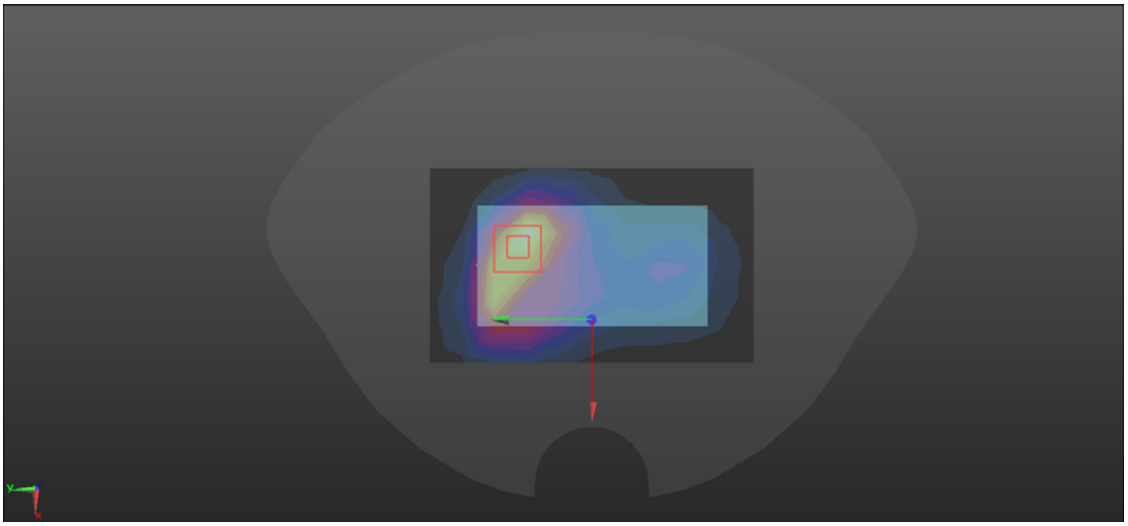

WCDMA Band V

Head	Right cheek

Communication System: UID 0, WCDMA 5 (0); Frequency: 836.6 MHz;Duty Cycle: 1:1
Medium parameters used (interpolated): f = 836.6 MHz; σ = 0.905 S/m; ε_r = 41.528; ρ = 1000 kg/m^3
Phantom section: Right Section

DASY5 Configuration:

- Probe: EX3DV4 - SN3708; ConvF(9.48, 9.48, 9.48) @ 836.6 MHz; Calibrated: 9/26/2019
- Sensor-Surface: 1.4mm (Mechanical Surface Detection (Locations From Previous Scan Used)), Sensor-Surface: 4mm (Mechanical Surface Detection)
- Electronics: DAE4 Sn720; Calibrated: 10/2/2019
- Phantom: Twin-SAM 1559; Type: QD 000 P40 CD; Serial: xxxx
- Measurement SW: DASY52, Version 52.10 (2); SEMCAD X Version 14.6.12 (7450)
  RIGHT/RC WCDMA B5/Area Scan (7x17x1): Measurement grid: dx=15mm, dy=15mm
  Maximum value of SAR (measured) = 0.168 W/kg
  RIGHT/RC WCDMA B5/Zoom Scan (5x5x7)/Cube 0: Measurement grid: dx=8mm, dy=8mm, dz=5mm
  Reference Value = 3.799 V/m; Power Drift = 0.12 dB
  Peak SAR (extrapolated) = 0.194 W/kg
  SAR(1 g) = 0.143 W/kg; SAR(10 g) = 0.102 W/kg
  Maximum value of SAR (measured) = 0.151 W/kg

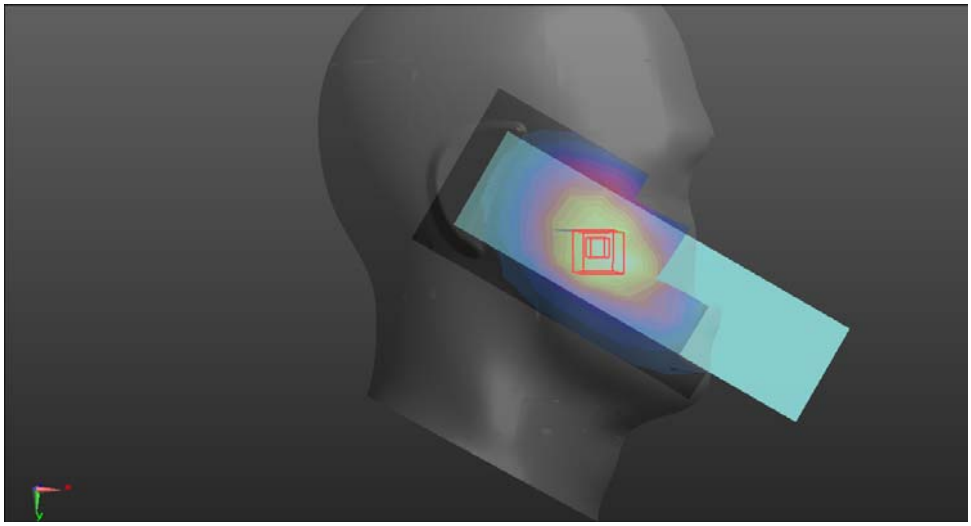

Body-worn	Back

Communication System: UID 0, WCDMA 5 (0); Frequency: 836.6 MHz;Duty Cycle: 1:1
Medium parameters used (interpolated): f = 836.6 MHz; σ = 0.905 S/m; ε_r = 41.528; ρ = 1000 kg/m^3
Phantom section: Flat Section

DASY5 Configuration:

- Probe: EX3DV4 - SN3708; ConvF(9.48, 9.48, 9.48) @ 836.6 MHz; Calibrated: 9/26/2019
- Sensor-Surface: 1.4mm (Mechanical Surface Detection (Locations From Previous Scan Used)), Sensor-Surface: 1.4mm (Mechanical Surface Detection)
- Electronics: DAE4 Sn720; Calibrated: 10/2/2019
- Phantom: Twin-SAM 1559; Type: QD 000 P40 CD; Serial: xxxx
- Measurement SW: DASY52, Version 52.10 (2); SEMCAD X Version 14.6.12 (7450)
  Configuration 2/BACK WCDMA B5/Area Scan (7x11x1): Measurement grid: dx=15mm, dy=15mm
  Maximum value of SAR (measured) = 0.939 W/kg
  Configuration 2/BACK WCDMA B5/Zoom Scan (5x5x7)/Cube 0: Measurement grid: dx=8mm, dy=8mm, dz=5mm
  Reference Value = 21.76 V/m; Power Drift = 0.06 dB
  Peak SAR (extrapolated) = 1.18 W/kg
  SAR(1 g) = 0.630 W/kg; SAR(10 g) = 0.350 W/kg
  Maximum value of SAR (measured) = 0.972 W/kg

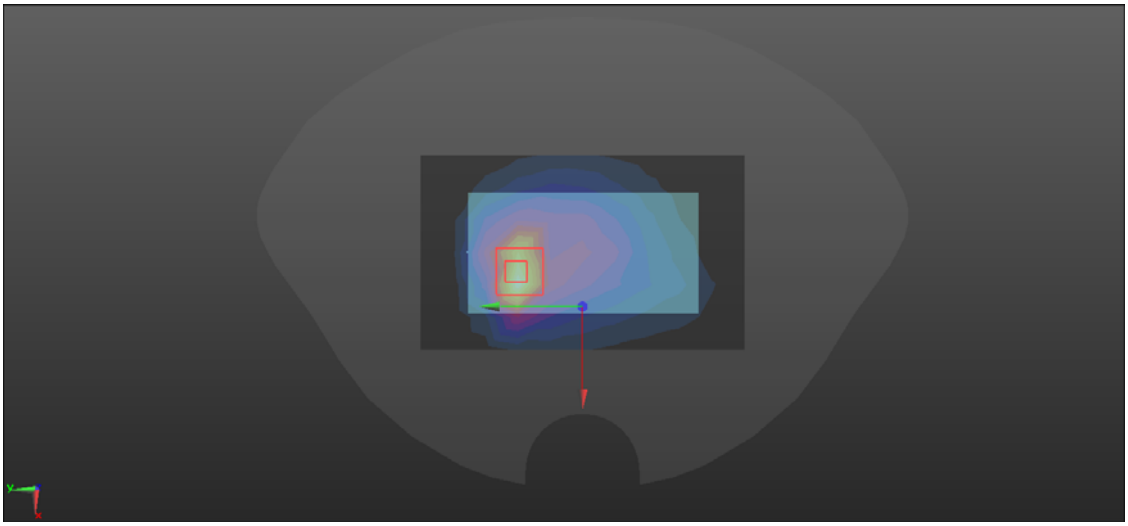

LTE Band 2

Head	Right cheek

Communication System: UID 0, LTE BAND02 (0); Frequency: 1880 MHz;Duty Cycle: 1:1
Medium parameters used (interpolated): f = 1880 MHz; σ = 1.4 S/m; ε_r = 40; ρ = 1000 kg/m^3
Phantom section: Right Section

DASY5 Configuration:

- Probe: EX3DV4 - SN3708; ConvF(8.1, 8.1, 8.1) @ 1880 MHz; Calibrated: 9/26/2019
- Sensor-Surface: 1.4mm (Mechanical Surface Detection (Locations From Previous Scan Used)), Sensor-Surface: 4mm (Mechanical Surface Detection)
- Electronics: DAE4 Sn720; Calibrated: 10/2/2019
- Phantom: Twin-SAM 1559; Type: QD 000 P40 CD; Serial: xxxx
- Measurement SW: DASY52, Version 52.10 (2); SEMCAD X Version 14.6.12 (7450)
  RIGHT/RC LTE B2/Area Scan (7x17x1): Measurement grid: dx=15mm, dy=15mm
  Maximum value of SAR (measured) = 0.0980 W/kg
  RIGHT/RC LTE B2/Zoom Scan (5x5x7)/Cube 0: Measurement grid: dx=8mm, dy=8mm, dz=5mm
  Reference Value = 1.784 V/m; Power Drift = 0.03 dB
  Peak SAR (extrapolated) = 0.112 W/kg
  SAR(1 g) = 0.070 W/kg; SAR(10 g) = 0.043 W/kg
  Maximum value of SAR (measured) = 0.0748 W/kg

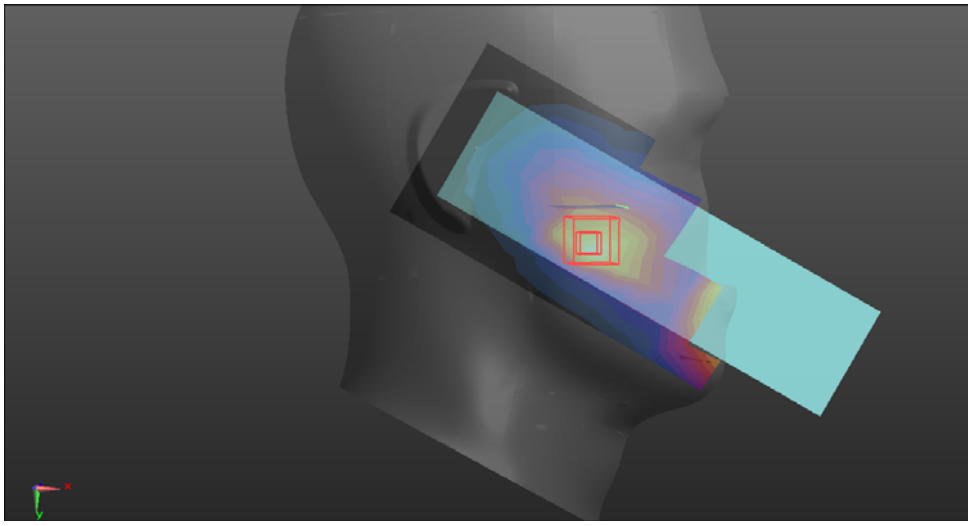

Body-worn	Back

Communication System: UID 0, LTE BAND02 (0); Frequency: 1900 MHz;Duty Cycle: 1:1
Medium parameters used: f = 1900 MHz; σ = 1.4 S/m; ε_r = 40; ρ = 1000 kg/m^3
Phantom section: Flat Section

DASY5 Configuration:

- Probe: EX3DV4 - SN3708; ConvF(8.1, 8.1, 8.1) @ 1900 MHz; Calibrated: 9/26/2019
- Sensor-Surface: 1.4mm (Mechanical Surface Detection (Locations From Previous Scan Used)), Sensor-Surface: 1.4mm (Mechanical Surface Detection)
- Electronics: DAE4 Sn720; Calibrated: 10/2/2019
- Phantom: Twin-SAM 1559; Type: QD 000 P40 CD; Serial: xxxx
- Measurement SW: DASY52, Version 52.10 (2); SEMCAD X Version 14.6.12 (7450)
  Configuration 4/BACK LTE B2 1%RB high/Area Scan (7x11x1): Measurement grid: dx=15mm, dy=15mm
  Maximum value of SAR (measured) = 1.26 W/kg
  Configuration 4/BACK LTE B2 1%RB high/Zoom Scan (5x5x7)/Cube 0: Measurement grid: dx=8mm, dy=8mm, dz=5mm
  Reference Value = 12.67 V/m; Power Drift = 0.10 dB
  Peak SAR (extrapolated) = 1.67 W/kg
  SAR(1 g) = 0.932 W/kg; SAR(10 g) = 0.520 W/kg
  Maximum value of SAR (measured) = 1.40 W/kg

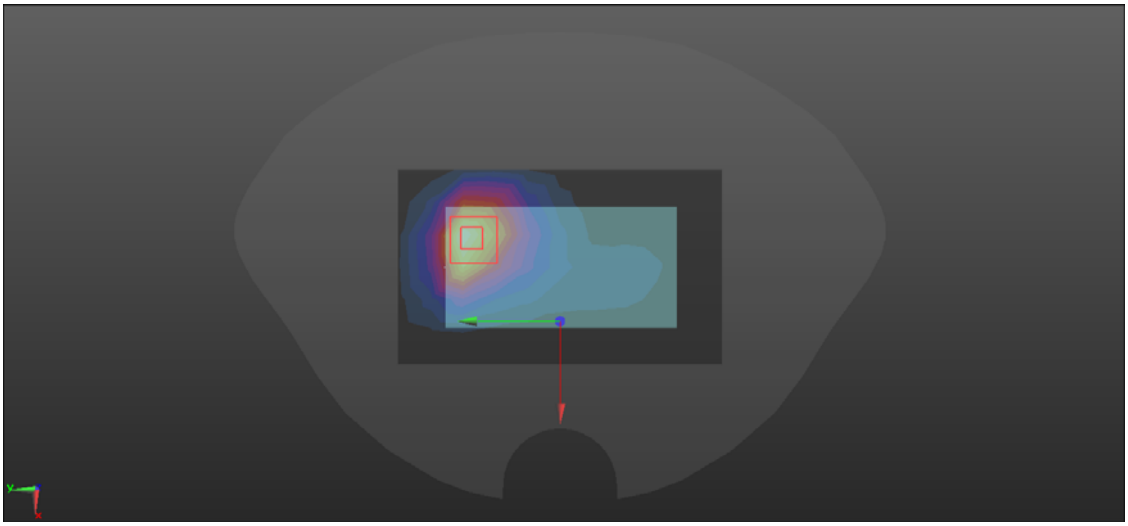

LTE Band 4

Head	Right cheek

Communication System: UID 0, LTE BAND4 (0); Frequency: 1732.5 MHz;Duty Cycle: 1:1
Medium parameters used (interpolated): f = 1732.5 MHz; σ = 1.375 S/m; ε_r = 40.07; ρ = 1000 kg/m^3
Phantom section: Right Section

DASY5 Configuration:

- Probe: EX3DV4 - SN3708; ConvF(8.41, 8.41, 8.41) @ 1732.5 MHz; Calibrated: 9/26/2019
- Sensor-Surface: 1.4mm (Mechanical Surface Detection (Locations From Previous Scan Used)), Sensor-Surface: 4mm (Mechanical Surface Detection)
- Electronics: DAE4 Sn720; Calibrated: 10/2/2019
- Phantom: Twin-SAM 1559; Type: QD 000 P40 CD; Serial: xxxx
- Measurement SW: DASY52, Version 52.10 (2); SEMCAD X Version 14.6.12 (7450)
  RIGHT/RC LTE B4/Area Scan (7x17x1): Measurement grid: dx=15mm, dy=15mm
  Maximum value of SAR (measured) = 0.0838 W/kg
  RIGHT/RC LTE B4/Zoom Scan (5x5x7)/Cube 0: Measurement grid: dx=8mm, dy=8mm, dz=5mm
  Reference Value = 1.529 V/m; Power Drift = 0.03 dB
  Peak SAR (extrapolated) = 0.0940 W/kg
  SAR(1 g) = 0.066 W/kg; SAR(10 g) = 0.044 W/kg
  Maximum value of SAR (measured) = 0.0705 W/kg

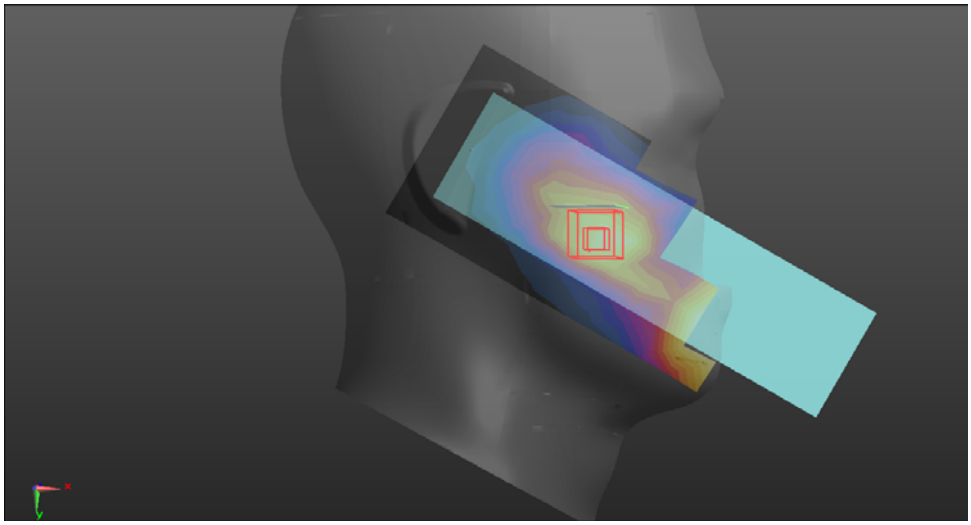

Body-worn	Back

Communication System: UID 0, LTE BAND4 (0); Frequency: 1745 MHz;Duty Cycle: 1:1
Medium parameters used (interpolated): f = 1745 MHz; σ = 1.383 S/m; ε_r = 40.047; ρ = 1000 kg/m^3
Phantom section: Flat Section

DASY5 Configuration:

- Probe: EX3DV4 - SN3708; ConvF(8.41, 8.41, 8.41) @ 1745 MHz; Calibrated: 9/26/2019
- Sensor-Surface: 1.4mm (Mechanical Surface Detection (Locations From Previous Scan Used)), Sensor-Surface: 1.4mm (Mechanical Surface Detection)
- Electronics: DAE4 Sn720; Calibrated: 10/2/2019
- Phantom: Twin-SAM 1559; Type: QD 000 P40 CD; Serial: xxxx
- Measurement SW: DASY52, Version 52.10 (2); SEMCAD X Version 14.6.12 (7450)
  Configuration 2/BACK LTE B4 1%RB high/Area Scan (7x11x1): Measurement grid: dx=15mm, dy=15mm
  Maximum value of SAR (measured) = 1.36 W/kg
  Configuration 2/BACK LTE B4 1%RB high/Zoom Scan (5x5x7)/Cube 0: Measurement grid: dx=8mm, dy=8mm, dz=5mm
  Reference Value = 22.45 V/m; Power Drift = 0.03 dB
  Peak SAR (extrapolated) = 1.71 W/kg
  SAR(1 g) = 0.981 W/kg; SAR(10 g) = 0.561 W/kg
  Maximum value of SAR (measured) = 1.43 W/kg

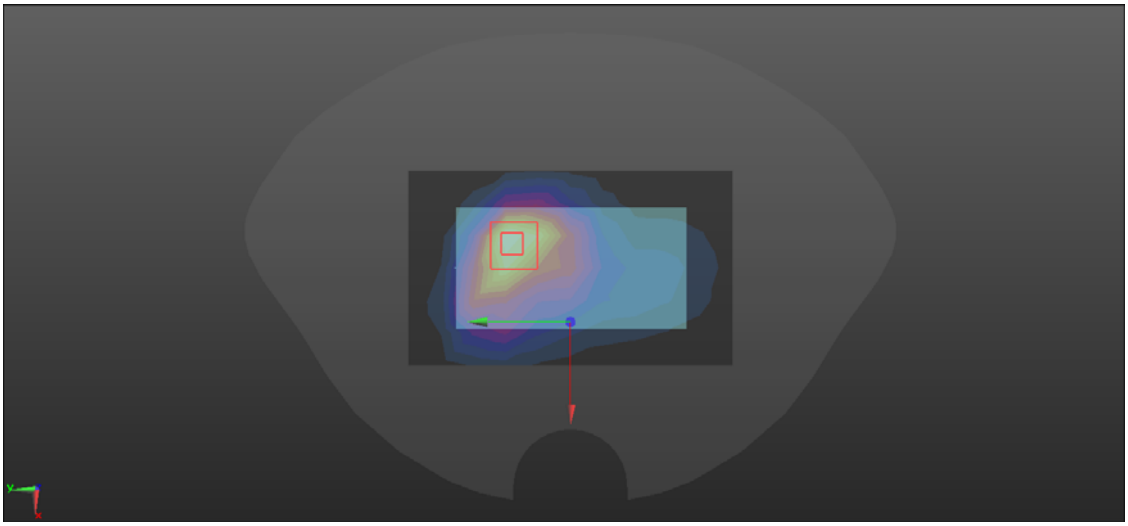

LTE Band 5

Head	Right cheek

Communication System: UID 0, LTE BAND05 (0); Frequency: 836.5 MHz;Duty Cycle: 1:1
Medium parameters used (interpolated): f = 836.5 MHz; σ = 0.905 S/m; ε_r = 41.528; ρ = 1000 kg/m^3
Phantom section: Right Section

DASY5 Configuration:

- Probe: EX3DV4 - SN3708; ConvF(9.48, 9.48, 9.48) @ 836.5 MHz; Calibrated: 9/26/2019
- Sensor-Surface: 1.4mm (Mechanical Surface Detection (Locations From Previous Scan Used)), Sensor-Surface: 4mm (Mechanical Surface Detection)
- Electronics: DAE4 Sn720; Calibrated: 10/2/2019
- Phantom: Twin-SAM 1559; Type: QD 000 P40 CD; Serial: xxxx
- Measurement SW: DASY52, Version 52.10 (2); SEMCAD X Version 14.6.12 (7450)
  RIGHT/RC LTE B5/Area Scan (7x17x1): Measurement grid: dx=15mm, dy=15mm
  Maximum value of SAR (measured) = 0.237 W/kg
  RIGHT/RC LTE B5/Zoom Scan (5x5x7)/Cube 0: Measurement grid: dx=8mm, dy=8mm, dz=5mm
  Reference Value = 4.481 V/m; Power Drift = 0.05 dB
  Peak SAR (extrapolated) = 0.273 W/kg
  SAR(1 g) = 0.202 W/kg; SAR(10 g) = 0.145 W/kg
  Maximum value of SAR (measured) = 0.210 W/kg

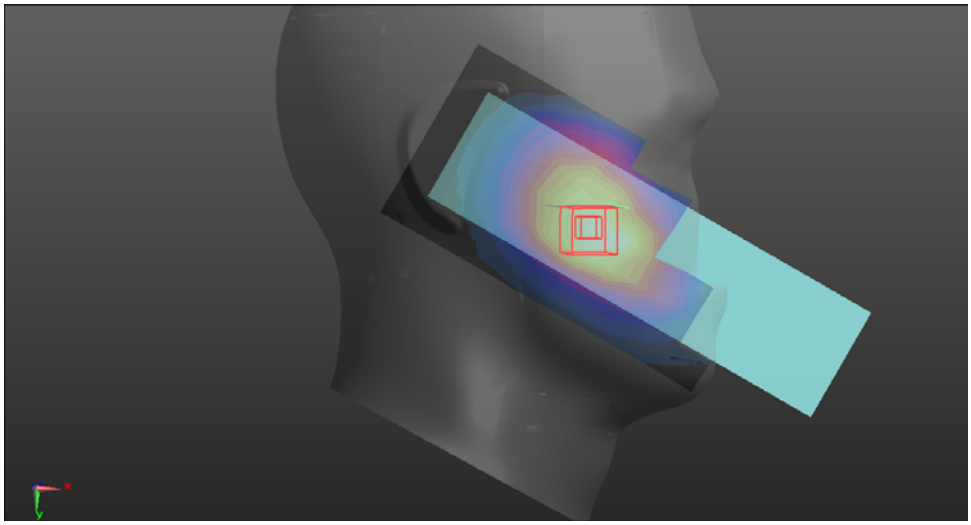

Body-worn	Back

Communication System: UID 0, LTE BAND05 (0); Frequency: 836.5 MHz;Duty Cycle: 1:1
Medium parameters used (interpolated): f = 836.5 MHz; σ = 0.905 S/m; ε_r = 41.528; ρ = 1000 kg/m^3
Phantom section: Flat Section

DASY5 Configuration:

- Probe: EX3DV4 - SN3708; ConvF(9.48, 9.48, 9.48) @ 836.5 MHz; Calibrated: 9/26/2019
- Sensor-Surface: 1.4mm (Mechanical Surface Detection (Locations From Previous Scan Used)), Sensor-Surface: 1.4mm (Mechanical Surface Detection)
- Electronics: DAE4 Sn720; Calibrated: 10/2/2019
- Phantom: Twin-SAM 1559; Type: QD 000 P40 CD; Serial: xxxx
- Measurement SW: DASY52, Version 52.10 (2); SEMCAD X Version 14.6.12 (7450)
  Configuration 2/BACK LTE B5 1%RB 2/Area Scan (7x11x1): Measurement grid: dx=15mm, dy=15mm
  Maximum value of SAR (measured) = 0.887 W/kg
  Configuration 2/BACK LTE B5 1%RB 2/Zoom Scan (5x5x7)/Cube 0: Measurement grid: dx=8mm, dy=8mm, dz=5mm
  Reference Value = 25.36 V/m; Power Drift = -0.17 dB
  Peak SAR (extrapolated) = 1.24 W/kg
  SAR(1 g) = 0.666 W/kg; SAR(10 g) = 0.372 W/kg
  Maximum value of SAR (measured) = 1.01 W/kg

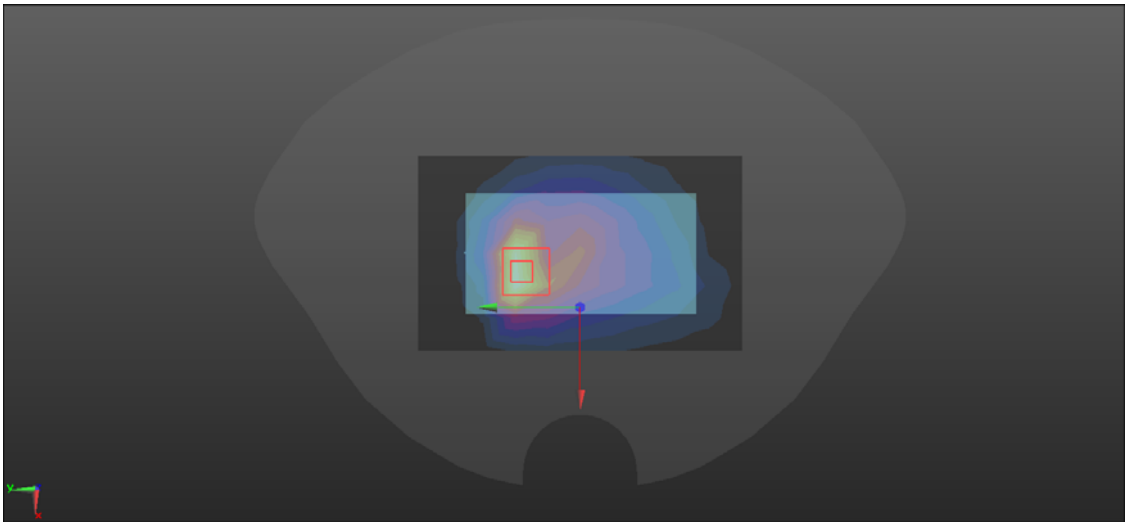

LTE Band 12

Head	Right cheek

Communication System: UID 0, LTE BAND12 (0); Frequency: 707.5 MHz;Duty Cycle: 1:1
Medium parameters used (interpolated): f = 707.5 MHz; σ = 0.887 S/m; ε_r = 42.115; ρ = 1000 kg/m^3
Phantom section: Right Section

DASY5 Configuration:

- Probe: EX3DV4 - SN3708; ConvF(9.63, 9.63, 9.63) @ 707.5 MHz; Calibrated: 9/26/2019
- Sensor-Surface: 1.4mm (Mechanical Surface Detection (Locations From Previous Scan Used)), Sensor-Surface: 4mm (Mechanical Surface Detection)
- Electronics: DAE4 Sn720; Calibrated: 10/2/2019
- Phantom: Twin-SAM 1559; Type: QD 000 P40 CD; Serial: xxxx
- Measurement SW: DASY52, Version 52.10 (2); SEMCAD X Version 14.6.12 (7450)
  RIGHT/RC LTE B12/Area Scan (7x17x1): Measurement grid: dx=15mm, dy=15mm
  Maximum value of SAR (measured) = 0.328 W/kg
  RIGHT/RC LTE B12/Zoom Scan (5x5x7)/Cube 0: Measurement grid: dx=8mm, dy=8mm, dz=5mm
  Reference Value = 5.278 V/m; Power Drift = 0.11 dB
  Peak SAR (extrapolated) = 0.409 W/kg
  SAR(1 g) = 0.276 W/kg; SAR(10 g) = 0.190 W/kg
  Maximum value of SAR (measured) = 0.292 W/kg

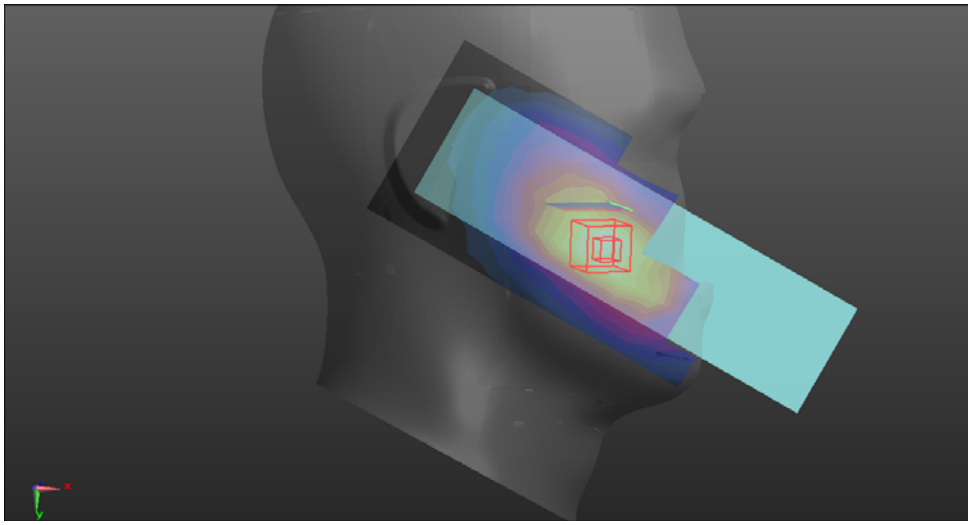

Body-worn	Back

Communication System: UID 0, LTE BAND12 (0); Frequency: 707.5 MHz;Duty Cycle: 1:1
Medium parameters used (interpolated): f = 707.5 MHz; σ = 0.887 S/m; ε_r = 42.115; ρ = 1000 kg/m^3
Phantom section: Flat Section

DASY5 Configuration:

- Probe: EX3DV4 - SN3708; ConvF(9.63, 9.63, 9.63) @ 707.5 MHz; Calibrated: 9/26/2019
- Sensor-Surface: 1.4mm (Mechanical Surface Detection (Locations From Previous Scan Used)), Sensor-Surface: 1.4mm (Mechanical Surface Detection)
- Electronics: DAE4 Sn720; Calibrated: 10/2/2019
- Phantom: Twin-SAM 1559; Type: QD 000 P40 CD; Serial: xxxx
- Measurement SW: DASY52, Version 52.10 (2); SEMCAD X Version 14.6.12 (7450)
  Configuration 2/BACK LTE B12 1%RB 2/Area Scan (7x11x1): Measurement grid: dx=15mm, dy=15mm
  Maximum value of SAR (measured) = 0.428 W/kg
  Configuration 2/BACK LTE B12 1%RB 2/Zoom Scan (5x5x7)/Cube 0: Measurement grid: dx=8mm, dy=8mm, dz=5mm
  Reference Value = 19.46 V/m; Power Drift = -0.05 dB
  Peak SAR (extrapolated) = 0.534 W/kg
  SAR(1 g) = 0.284 W/kg; SAR(10 g) = 0.166 W/kg
  Maximum value of SAR (measured) = 0.436 W/kg

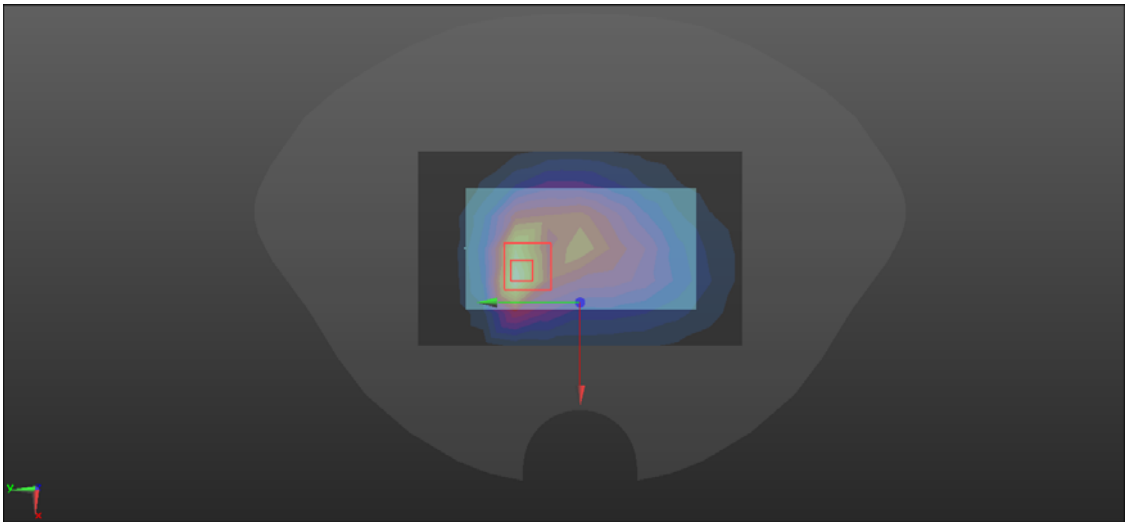

LTE Band 25

Head	Right cheek

Communication System: UID 0, LTE BAND25 (0); Frequency: 1882.5 MHz;Duty Cycle: 1:1
Medium parameters used (interpolated): f = 1882.5 MHz; σ = 1.4 S/m; ε_r = 40; ρ = 1000 kg/m^3
Phantom section: Right Section

DASY5 Configuration:

- Probe: EX3DV4 - SN3708; ConvF(8.1, 8.1, 8.1) @ 1882.5 MHz; Calibrated: 9/26/2019
- Sensor-Surface: 1.4mm (Mechanical Surface Detection (Locations From Previous Scan Used)), Sensor-Surface: 4mm (Mechanical Surface Detection)
- Electronics: DAE4 Sn720; Calibrated: 10/2/2019
- Phantom: Twin-SAM 1559; Type: QD 000 P40 CD; Serial: xxxx
- Measurement SW: DASY52, Version 52.10 (2); SEMCAD X Version 14.6.12 (7450)
  RIGHT/RC LTE B25/Area Scan (7x17x1): Measurement grid: dx=15mm, dy=15mm
  Maximum value of SAR (measured) = 0.0928 W/kg
  RIGHT/RC LTE B25/Zoom Scan (5x5x7)/Cube 0: Measurement grid: dx=8mm, dy=8mm, dz=5mm
  Reference Value = 2.163 V/m; Power Drift = 0.03 dB
  Peak SAR (extrapolated) = 0.119 W/kg
  SAR(1 g) = 0.073 W/kg; SAR(10 g) = 0.043 W/kg
  Maximum value of SAR (measured) = 0.0791 W/kg

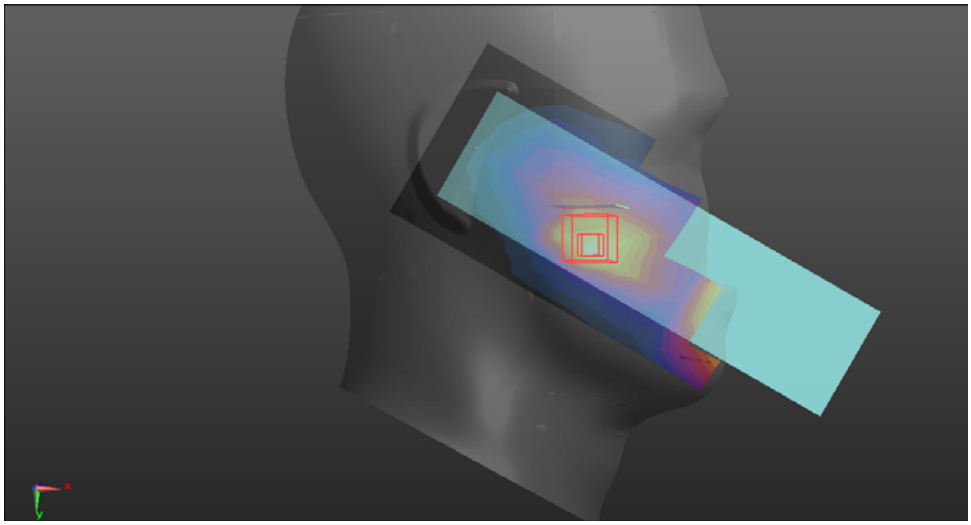

Body-worn	Back

Communication System: UID 0, LTE BAND25 (0); Frequency: 1905 MHz;Duty Cycle: 1:1
Medium parameters used (interpolated): f = 1905 MHz; σ = 1.4 S/m; ε_r = 40; ρ = 1000 kg/m^3
Phantom section: Flat Section

DASY5 Configuration:

- Probe: EX3DV4 - SN3708; ConvF(8.1, 8.1, 8.1) @ 1905 MHz; Calibrated: 9/26/2019
- Sensor-Surface: 1.4mm (Mechanical Surface Detection (Locations From Previous Scan Used)), Sensor-Surface: 1.4mm (Mechanical Surface Detection)
- Electronics: DAE4 Sn720; Calibrated: 10/2/2019
- Phantom: Twin-SAM 1559; Type: QD 000 P40 CD; Serial: xxxx
- Measurement SW: DASY52, Version 52.10 (2); SEMCAD X Version 14.6.12 (7450)
  Configuration 4/BACK LTE B25 1%RB high/Area Scan (7x11x1): Measurement grid: dx=15mm, dy=15mm
  Maximum value of SAR (measured) = 1.12 W/kg
  Configuration 4/BACK LTE B25 1%RB high/Zoom Scan (5x5x7)/Cube 0: Measurement grid: dx=8mm, dy=8mm, dz=5mm
  Reference Value = 13.08 V/m; Power Drift = 0.00 dB
  Peak SAR (extrapolated) = 1.59 W/kg
  SAR(1 g) = 0.890 W/kg; SAR(10 g) = 0.499 W/kg
  Maximum value of SAR (measured) = 1.31 W/kg

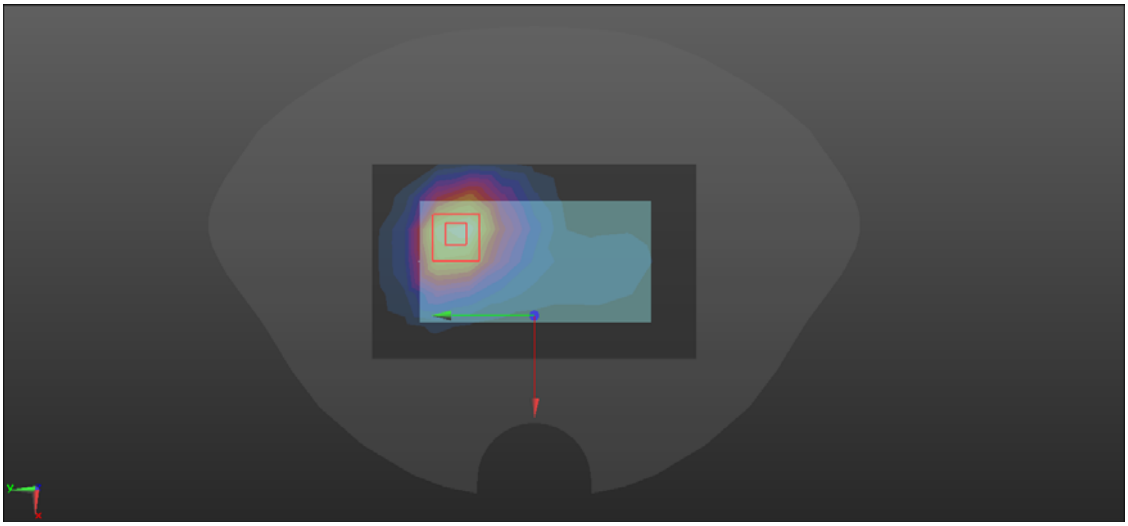

LTE Band 41

Head	Right cheek

Communication System: UID 0, LTE BAND41 (0); Frequency: 2593 MHz;Duty Cycle: 1:1.58
Medium parameters used (interpolated): f = 2593 MHz; σ = 1.952 S/m; ε_r = 39.009; ρ = 1000 kg/m^3
Phantom section: Right Section

DASY5 Configuration:

- Probe: EX3DV4 - SN3708; ConvF(7.37, 7.37, 7.37) @ 2593 MHz; Calibrated: 9/26/2019
- Sensor-Surface: 1.4mm (Mechanical Surface Detection), Sensor-Surface: 4mm (Mechanical Surface Detection)
- Electronics: DAE4 Sn720; Calibrated: 10/2/2019
- Phantom: Twin-SAM 1559; Type: QD 000 P40 CD; Serial: xxxx
- Measurement SW: DASY52, Version 52.10 (2); SEMCAD X Version 14.6.12 (7450)
  RIGHT/RC LTE B41/Area Scan (9x21x1): Measurement grid: dx=12mm, dy=12mm
  Maximum value of SAR (measured) = 0.0610 W/kg
  RIGHT/RC LTE B41/Zoom Scan (5x5x7)/Cube 0: Measurement grid: dx=8mm, dy=8mm, dz=5mm
  Reference Value = 1.704 V/m; Power Drift = 0.08 dB
  Peak SAR (extrapolated) = 0.113 W/kg
  SAR(1 g) = 0.058 W/kg; SAR(10 g) = 0.023 W/kg
  Maximum value of SAR (measured) = 0.0905 W/kg

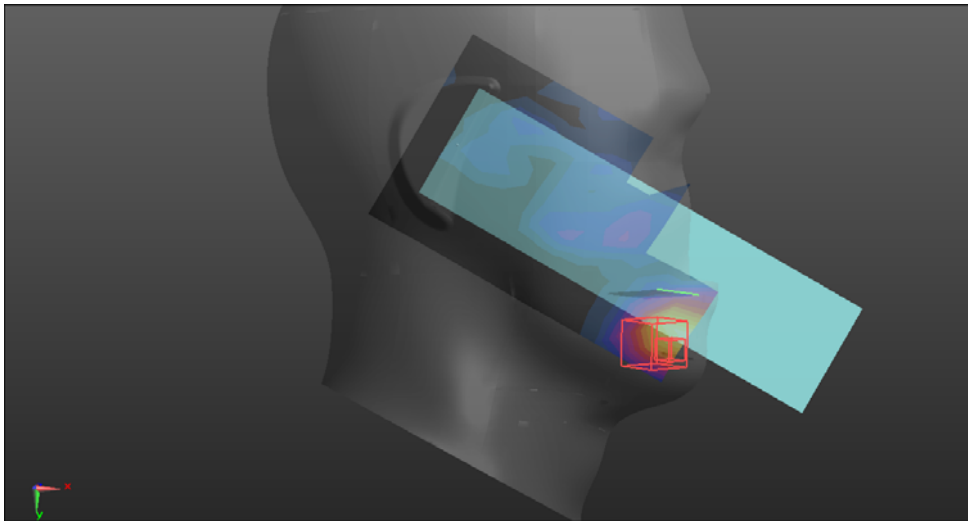

Body-worn	Back

Communication System: UID 0, LTE BAND41 (0); Frequency: 2593 MHz;Duty Cycle: 1:1.58
Medium parameters used (interpolated): f = 2593 MHz; σ = 1.952 S/m; ε_r = 39.009; ρ = 1000 kg/m^3
Phantom section: Flat Section

DASY5 Configuration:

- Probe: EX3DV4 - SN3708; ConvF(7.37, 7.37, 7.37) @ 2593 MHz; Calibrated: 9/26/2019
- Sensor-Surface: 1.4mm (Mechanical Surface Detection)
- Electronics: DAE4 Sn720; Calibrated: 10/2/2019
- Phantom: Twin-SAM 1559; Type: QD 000 P40 CD; Serial: xxxx
- Measurement SW: DASY52, Version 52.10 (2); SEMCAD X Version 14.6.12 (7450)
  Configuration 2/BACK LTE B41 1%RB 2/Area Scan (9x13x1): Measurement grid: dx=12mm, dy=12mm
  Maximum value of SAR (measured) = 1.37 W/kg
  Configuration 2/BACK LTE B41 1%RB 2/Zoom Scan (5x5x7)/Cube 0: Measurement grid: dx=8mm, dy=8mm, dz=5mm
  Reference Value = 10.51 V/m; Power Drift = 0.14 dB
  Peak SAR (extrapolated) = 2.44 W/kg
  SAR(1 g) = 1.16 W/kg; SAR(10 g) = 0.518 W/kg
  Maximum value of SAR (measured) = 1.94 W/kg

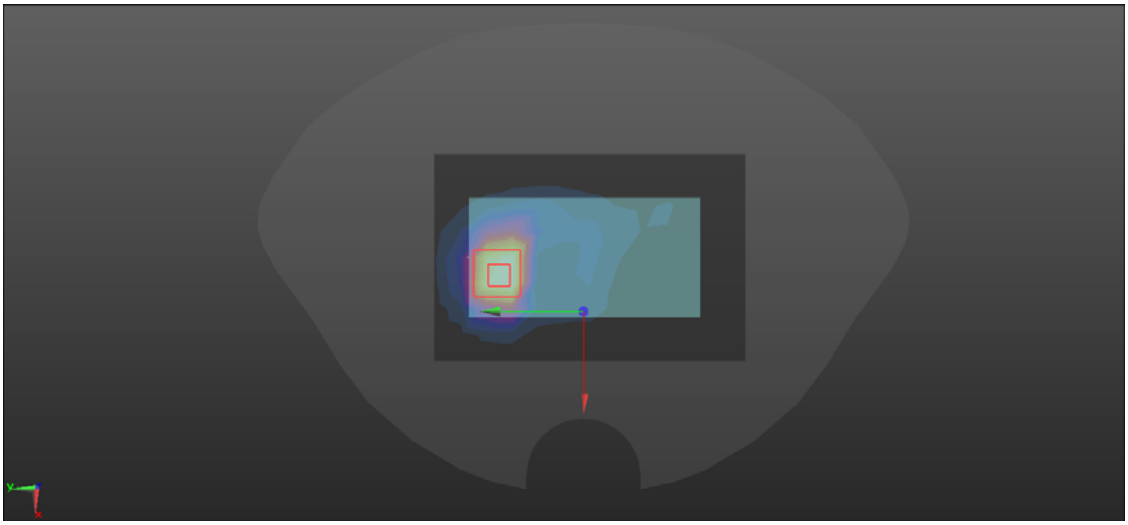

Body-worn	Back(modified product)

Communication System: UID 0, LTE Band 41 (0); Frequency: 2593 MHz; Duty Cycle: 0.633:1
Medium parameters used (interpolated): f = 2593 MHz; σ = 1.949 S/m; ε_r = 39.673; ρ = 1000 kg/m^3
Phantom section: Flat Section

DASY5 Configuration:

- Probe: EX3DV4 - SN3708; ConvF(7.38, 7.38, 7.38); Calibrated: 2021/10/20;
- Sensor-Surface: 1.4mm (Mechanical Surface Detection)
- Electronics: DAE4 Sn720; Calibrated: 2021/10/08
- Phantom: Twin-SAM 1660; Type: QD 000 P40 CD; Serial: 1660
- Measurement SW: DASY52, Version 52.8 (8); SEMCAD X Version 14.6.10 (7373)
  BACK/LTE B41 2/Area Scan (8x11x1): Measurement grid: dx=12mm, dy=12mm
  Maximum value of SAR (measured) = 1.53 W/kg
  BACK/LTE B41 2/Zoom Scan (5x5x7)/Cube 0: Measurement grid: dx=8mm, dy=8mm, dz=5mm
  Reference Value = 10.50 V/m; Power Drift = -0.05 dB
  Peak SAR (extrapolated) = 2.46 W/kg
  SAR(1 g) = 1.143 W/kg; SAR(10 g) = 0.497 W/kg
  Maximum value of SAR (measured) = 1.96 W/kg

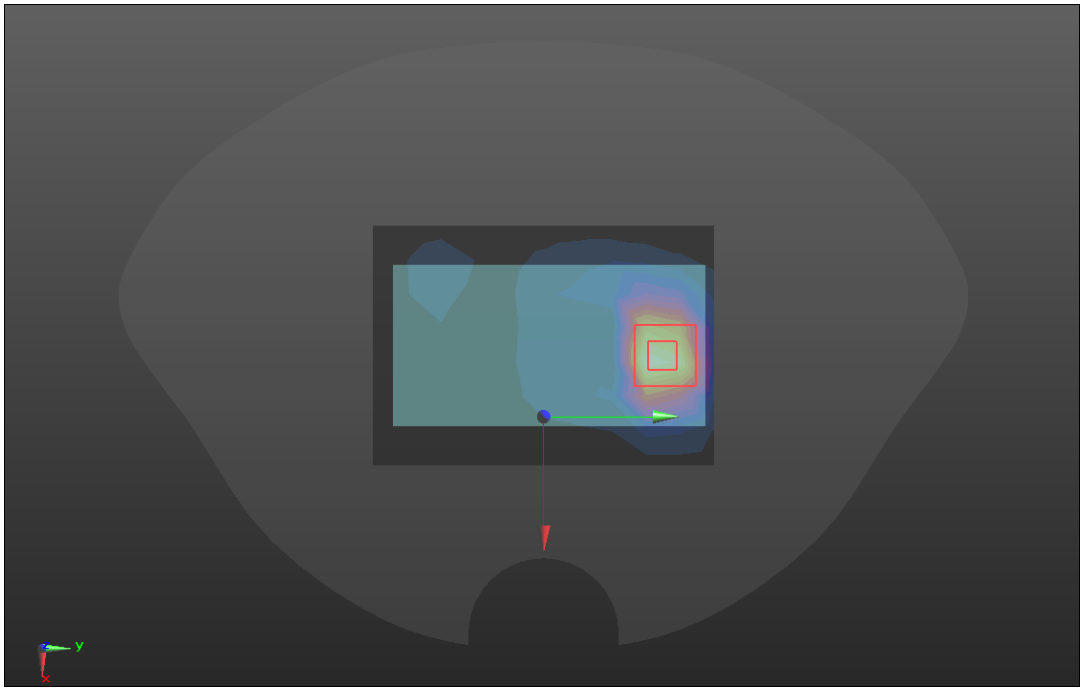

LTE Band 66

Head	Right cheek

Communication System: UID 0, LTE BAND66 (0); Frequency: 1745 MHz;Duty Cycle: 1:1
Medium parameters used (interpolated): f = 1745 MHz; σ = 1.383 S/m; ε_r = 40.047; ρ = 1000 kg/m^3
Phantom section: Right Section

DASY5 Configuration:

- Probe: EX3DV4 - SN3708; ConvF(8.41, 8.41, 8.41) @ 1745 MHz; Calibrated: 9/26/2019
- Sensor-Surface: 1.4mm (Mechanical Surface Detection (Locations From Previous Scan Used)), Sensor-Surface: 4mm (Mechanical Surface Detection)
- Electronics: DAE4 Sn720; Calibrated: 10/2/2019
- Phantom: Twin-SAM 1559; Type: QD 000 P40 CD; Serial: xxxx
- Measurement SW: DASY52, Version 52.10 (2); SEMCAD X Version 14.6.12 (7450)
  RIGHT/RC LTE B66/Area Scan (7x17x1): Measurement grid: dx=15mm, dy=15mm
  Maximum value of SAR (measured) = 0.0790 W/kg
  RIGHT/RC LTE B66/Zoom Scan (5x5x7)/Cube 0: Measurement grid: dx=8mm, dy=8mm, dz=5mm
  Reference Value = 2.052 V/m; Power Drift = -0.01 dB
  Peak SAR (extrapolated) = 0.0900 W/kg
  SAR(1 g) = 0.061 W/kg; SAR(10 g) = 0.040 W/kg
  Maximum value of SAR (measured) = 0.0642 W/kg

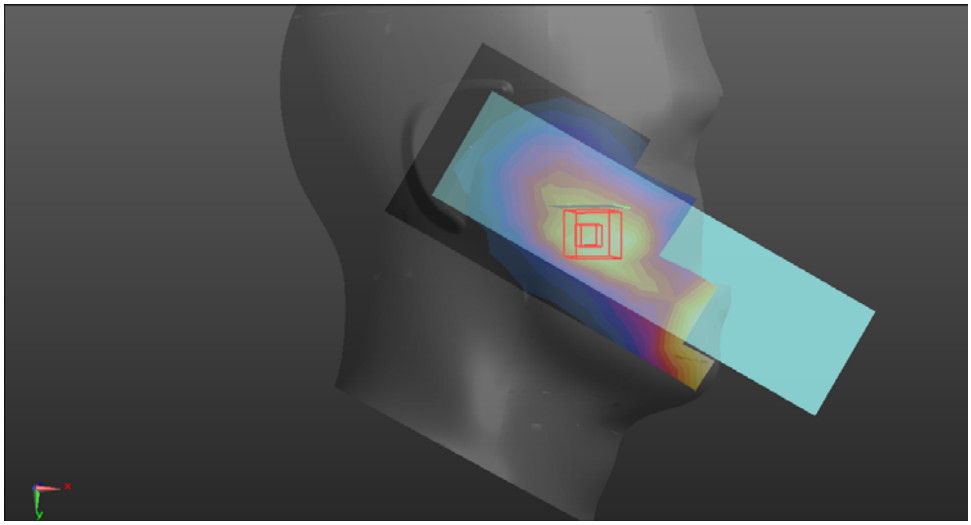

Body-worn	Back

Communication System: UID 0, LTE BAND66 (0); Frequency: 1770 MHz;Duty Cycle: 1:1
Medium parameters used (interpolated): f = 1770 MHz; σ = 1.392 S/m; ε_r = 40.023; ρ = 1000 kg/m^3
Phantom section: Flat Section

DASY5 Configuration:

- Probe: EX3DV4 - SN3708; ConvF(8.41, 8.41, 8.41) @ 1770 MHz; Calibrated: 9/26/2019
- Sensor-Surface: 1.4mm (Mechanical Surface Detection (Locations From Previous Scan Used)), Sensor-Surface: 1.4mm (Mechanical Surface Detection)
- Electronics: DAE4 Sn720; Calibrated: 10/2/2019
- Phantom: Twin-SAM 1559; Type: QD 000 P40 CD; Serial: xxxx
- Measurement SW: DASY52, Version 52.10 (2); SEMCAD X Version 14.6.12 (7450)
  Configuration 2/BACK LTE B66 1%RB high/Area Scan (7x11x1): Measurement grid: dx=15mm, dy=15mm
  Maximum value of SAR (measured) = 1.37 W/kg
  Configuration 2/BACK LTE B66 1%RB high/Zoom Scan (5x5x7)/Cube 0: Measurement grid: dx=8mm, dy=8mm, dz=5mm
  Reference Value = 22.01 V/m; Power Drift = -0.05 dB
  Peak SAR (extrapolated) = 1.62 W/kg
  SAR(1 g) = 0.922 W/kg; SAR(10 g) = 0.529 W/kg
  Maximum value of SAR (measured) = 1.36 W/kg

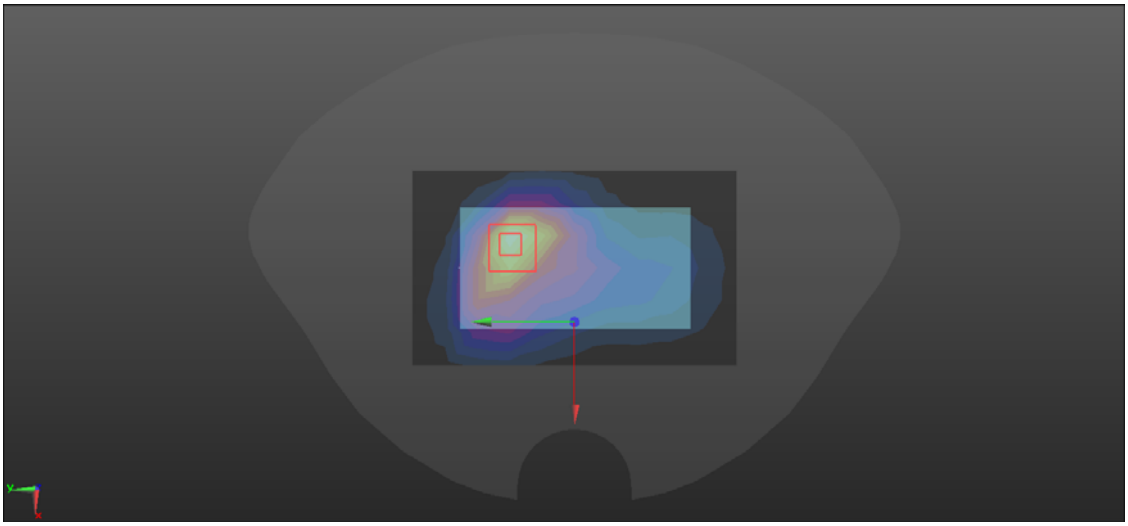

LTE Band 71

Head	Right cheek

Communication System: UID 0, LTE71 (0); Frequency: 683 MHz;Duty Cycle: 1:1
Medium parameters used (interpolated): f = 683 MHz; σ = 0.885 S/m; ε_r = 42.242; ρ = 1000 kg/m^3
Phantom section: Right Section

DASY5 Configuration:

- Probe: EX3DV4 - SN3708; ConvF(9.63, 9.63, 9.63) @ 683 MHz; Calibrated: 9/26/2019
- Sensor-Surface: 1.4mm (Mechanical Surface Detection (Locations From Previous Scan Used)), Sensor-Surface: 4mm (Mechanical Surface Detection)
- Electronics: DAE4 Sn720; Calibrated: 10/2/2019
- Phantom: Twin-SAM 1559; Type: QD 000 P40 CD; Serial: xxxx
- Measurement SW: DASY52, Version 52.10 (2); SEMCAD X Version 14.6.12 (7450)
  RIGHT/RC LTE B71 50%RB/Area Scan (7x17x1): Measurement grid: dx=15mm, dy=15mm
  Maximum value of SAR (measured) = 0.215 W/kg
  RIGHT/RC LTE B71 50%RB/Zoom Scan (5x5x7)/Cube 0: Measurement grid: dx=8mm, dy=8mm, dz=5mm
  Reference Value = 3.993 V/m; Power Drift = 0.01 dB
  Peak SAR (extrapolated) = 0.281 W/kg
  SAR(1 g) = 0.186 W/kg; SAR(10 g) = 0.126 W/kg
  Maximum value of SAR (measured) = 0.200 W/kg

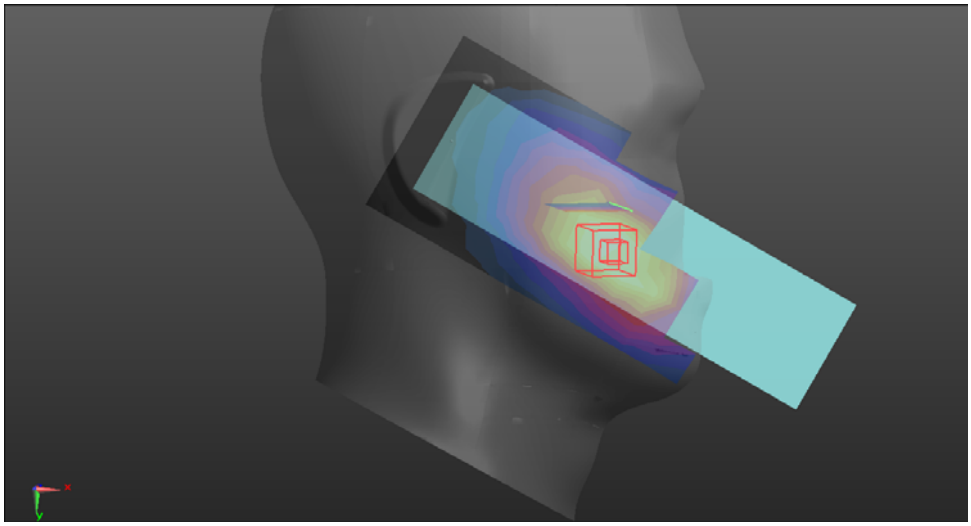

Body-worn	Back

Communication System: UID 0, LTE71 (0); Frequency: 683 MHz;Duty Cycle: 1:1
Medium parameters used (interpolated): f = 683 MHz; σ = 0.885 S/m; ε_r = 42.242; ρ = 1000 kg/m^3
Phantom section: Flat Section

DASY5 Configuration:
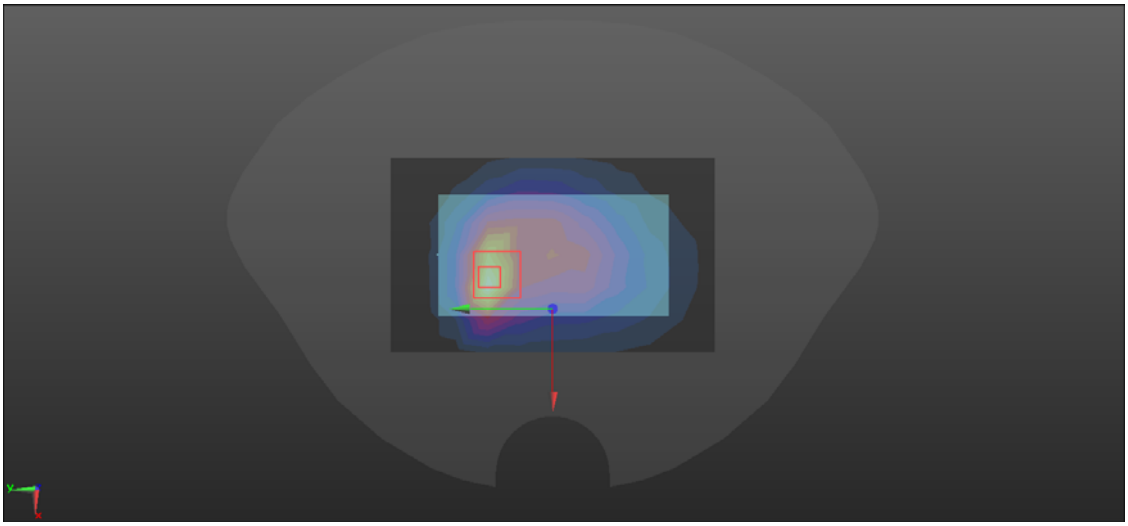
- Probe: EX3DV4 - SN3708; ConvF(9.63, 9.63, 9.63) @ 683 MHz; Calibrated: 9/26/2019
- Sensor-Surface: 1.4mm (Mechanical Surface Detection (Locations From Previous Scan Used)), Sensor-Surface: 1.4mm (Mechanical Surface Detection)
- Electronics: DAE4 Sn720; Calibrated: 10/2/2019
- Phantom: Twin-SAM 1559; Type: QD 000 P40 CD; Serial: xxxx
- Measurement SW: DASY52, Version 52.10 (2); SEMCAD X Version 14.6.12 (7450)
  Configuration 2/BACK LTE B71 50%RB 2/Area Scan (7x11x1): Measurement grid: dx=15mm, dy=15mm
  Maximum value of SAR (measured) = 0.190 W/kg
  Configuration 2/BACK LTE B71 50%RB 2/Zoom Scan (5x5x7)/Cube 0: Measurement grid: dx=8mm, dy=8mm, dz=5mm
  Reference Value = 11.73 V/m; Power Drift = -0.08 dB
  Peak SAR (extrapolated) = 0.245 W/kg
  SAR(1 g) = 0.309 W/kg; SAR(10 g) = 0.172 W/kg
  Maximum value of SAR (measured) = 0.296 W/kg