GSM1900 (GSM)	GSM1900 (EDGE class 8)
Lowest Channel	**Lowest Channel**
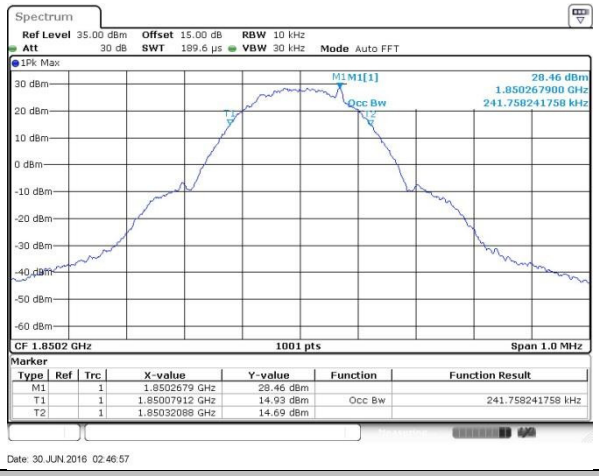	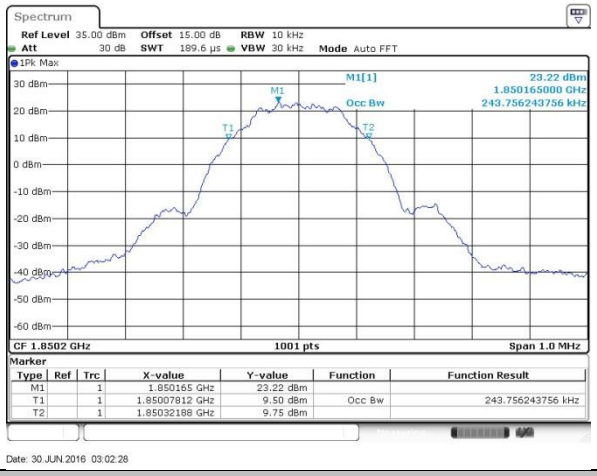
Middle Channel	**Middle Channel**
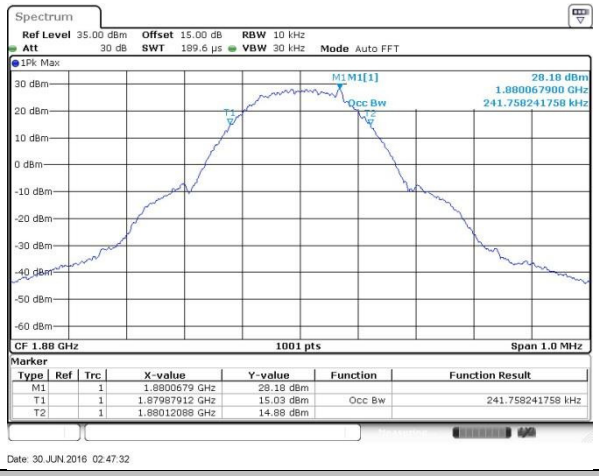	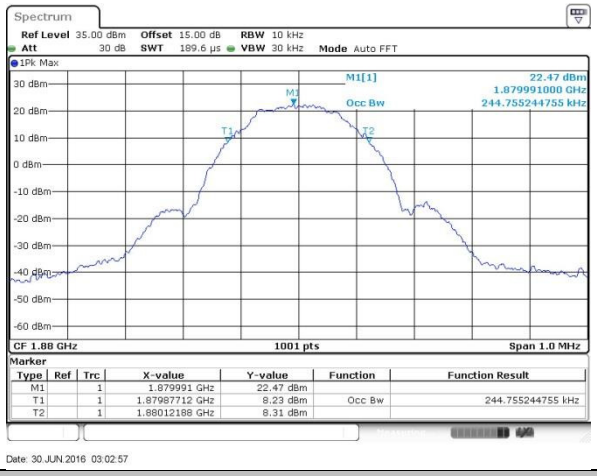
Highest Channel	**Highest Channel**
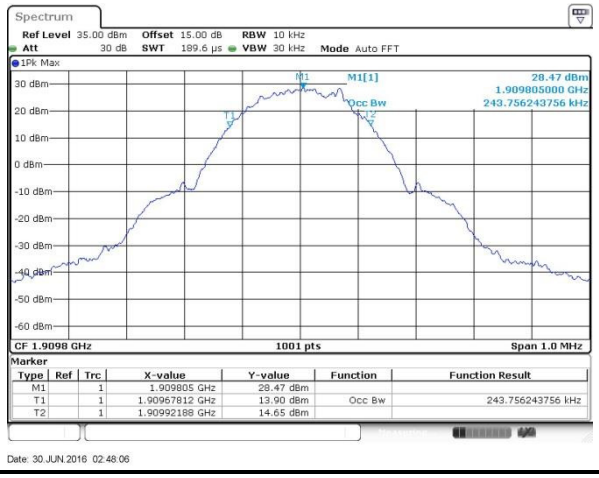	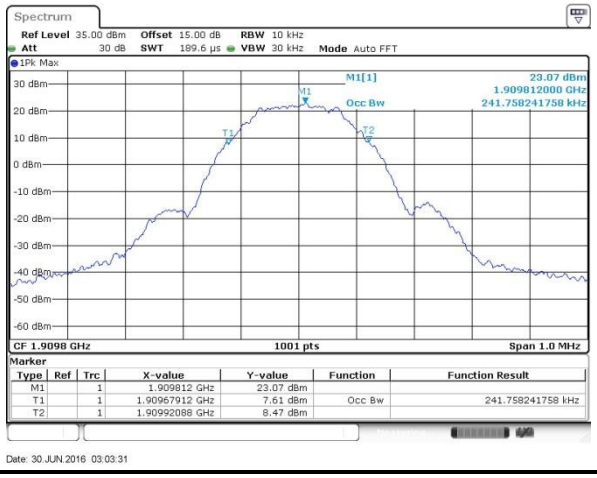

WCDMA Band V (RMC 12.2Kbps)

Lowest Channel

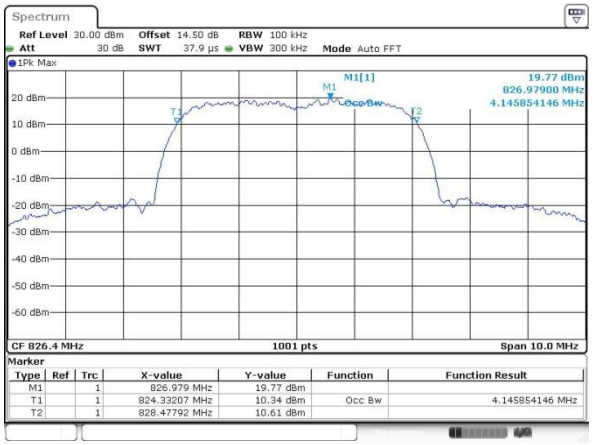

Middle Channel

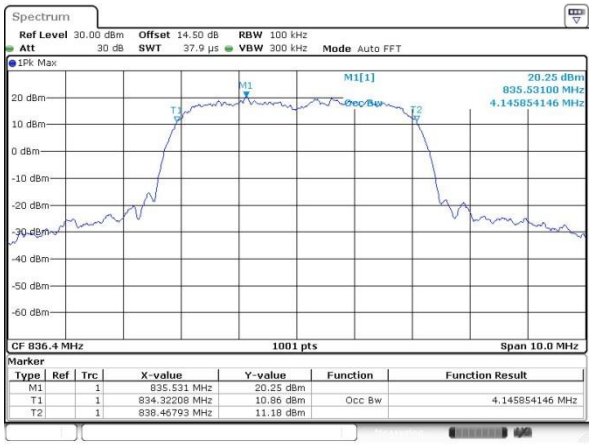

Highest Channel

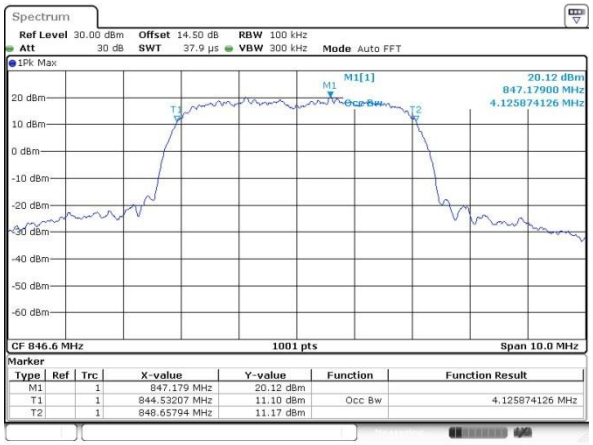

WCDMA Band II (RMC 12.2Kbps)

Lowest Channel

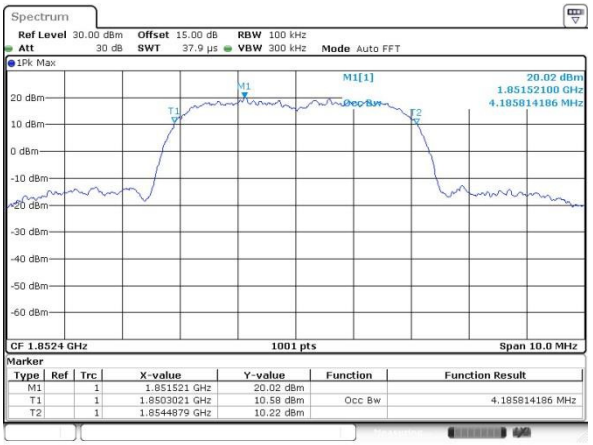

Middle Channel

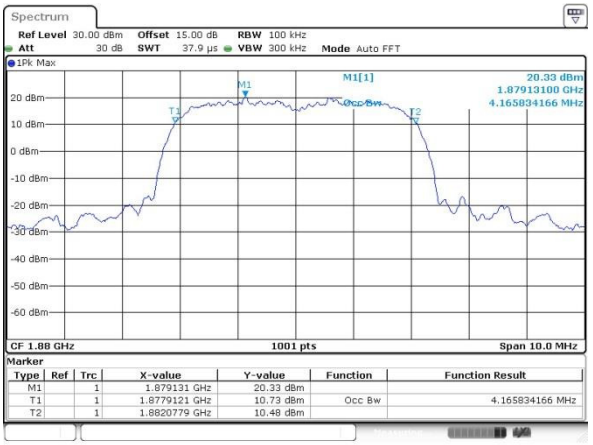

Highest Channel

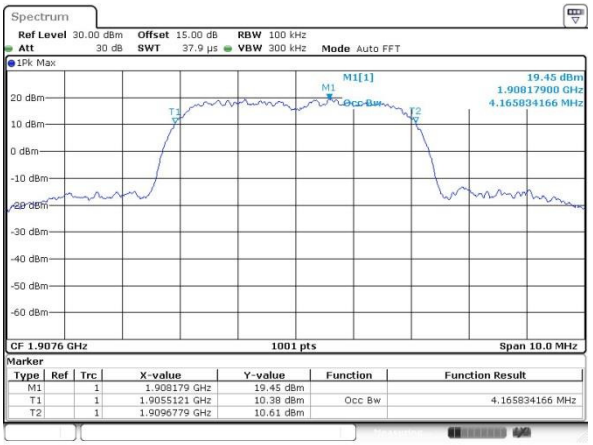

WCDMA Band IV (RMC 12.2Kbps)

Lowest Channel

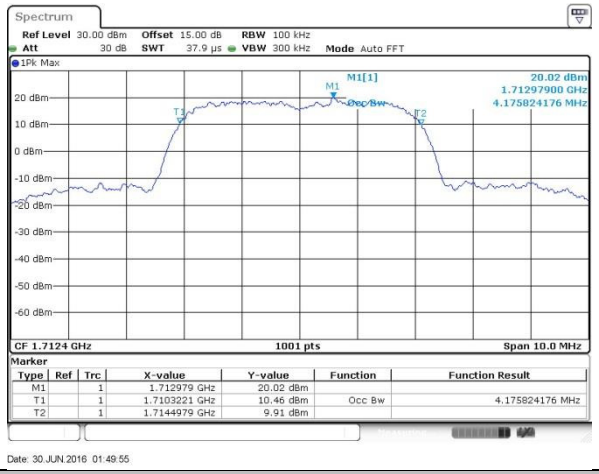

Middle Channel

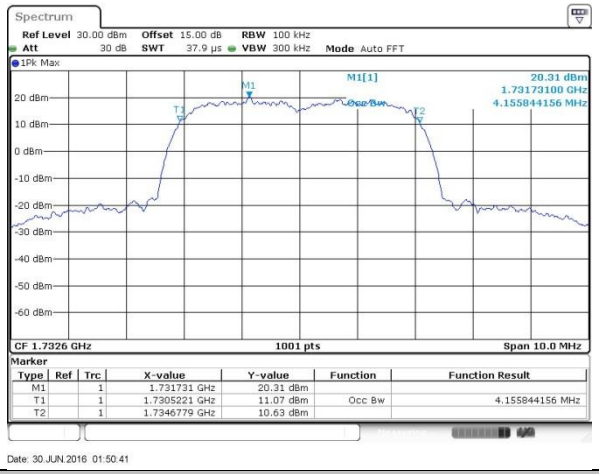

Highest Channel

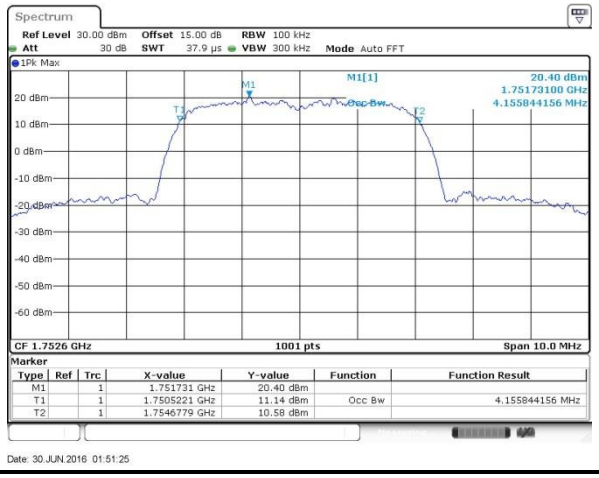

Conducted Band Edge

GSM850 (GSM)

Lowest Band Edge

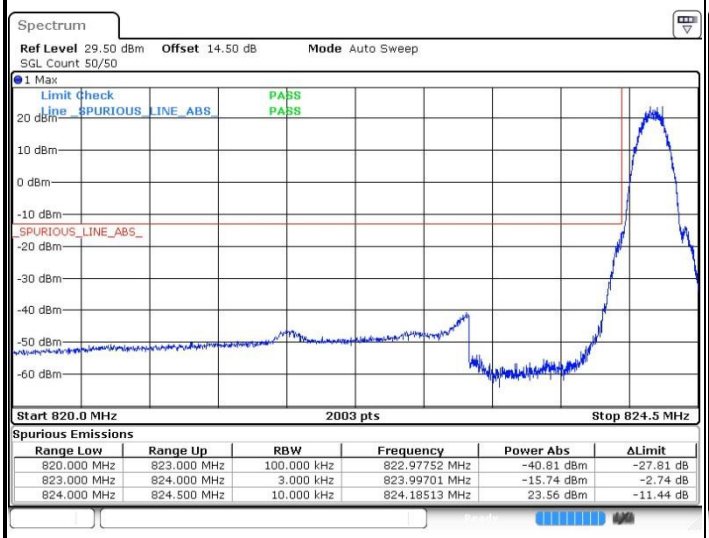

Spurious Emissions

Range Low	Range Up	RBW	Frequency	Power Abs	ΔLimit
820.000 MHz	823.000 MHz	100.000 kHz	822.97752 MHz	-40.81 dBm	-27.81 dB
823.000 MHz	824.000 MHz	3.000 kHz	823.99701 MHz	-15.74 dBm	-2.74 dB
824.000 MHz	824.500 MHz	10.000 kHz	824.18513 MHz	23.56 dBm	-11.44 dB

Date: 29.JUN.2016 23:11:49

Highest Band Edge

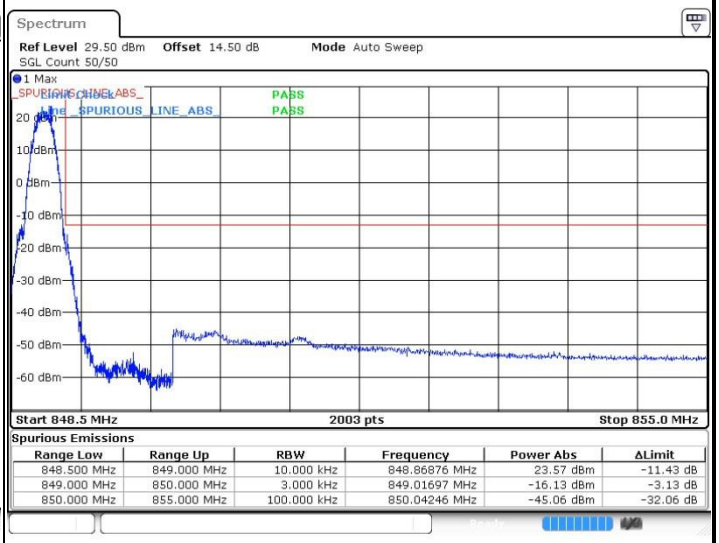

Spurious Emissions

Range Low	Range Up	RBW	Frequency	Power Abs	ΔLimit
848.500 MHz	849.000 MHz	10.000 kHz	848.86876 MHz	23.57 dBm	-11.43 dB
849.000 MHz	850.000 MHz	3.000 kHz	849.01697 MHz	-16.13 dBm	-3.13 dB
850.000 MHz	855.000 MHz	100.000 kHz	850.04246 MHz	-45.06 dBm	-32.06 dB

Date: 29.JUN.2016 23:13:22

GSM850 (EDGE class 8)

Lowest Band Edge

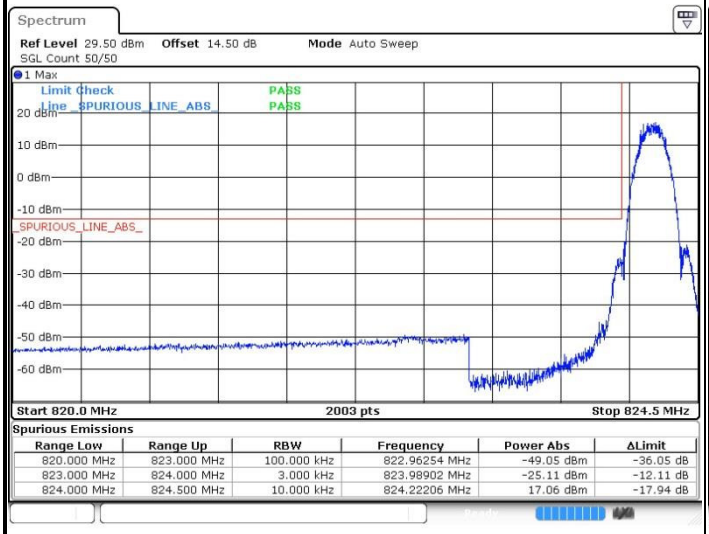

Spurious Emissions

Range Low	Range Up	RBW	Frequency	Power Abs	ΔLimit
820.000 MHz	823.000 MHz	100.000 kHz	822.96254 MHz	-49.05 dBm	-36.05 dB
823.000 MHz	824.000 MHz	3.000 kHz	823.98902 MHz	-25.11 dBm	-12.11 dB
824.000 MHz	824.500 MHz	10.000 kHz	824.22206 MHz	17.06 dBm	-17.94 dB

Date: 29.JUN.2016 23:37:37

Highest Band Edge

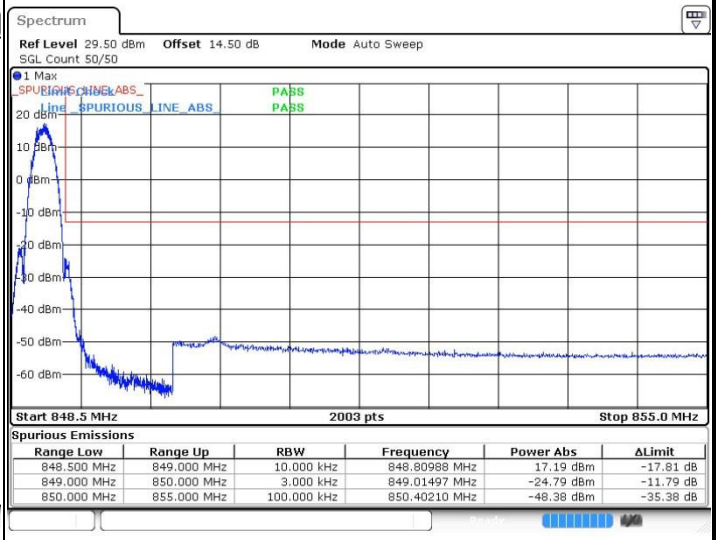

Spurious Emissions

Range Low	Range Up	RBW	Frequency	Power Abs	ΔLimit
848.500 MHz	849.000 MHz	10.000 kHz	848.80988 MHz	17.19 dBm	-17.81 dB
849.000 MHz	850.000 MHz	3.000 kHz	849.01497 MHz	-24.79 dBm	-11.79 dB
850.000 MHz	855.000 MHz	100.000 kHz	850.40210 MHz	-48.38 dBm	-35.38 dB

Date: 29.JUN.2016 23:39:14

GSM1900 (GSM)

Lowest Band Edge

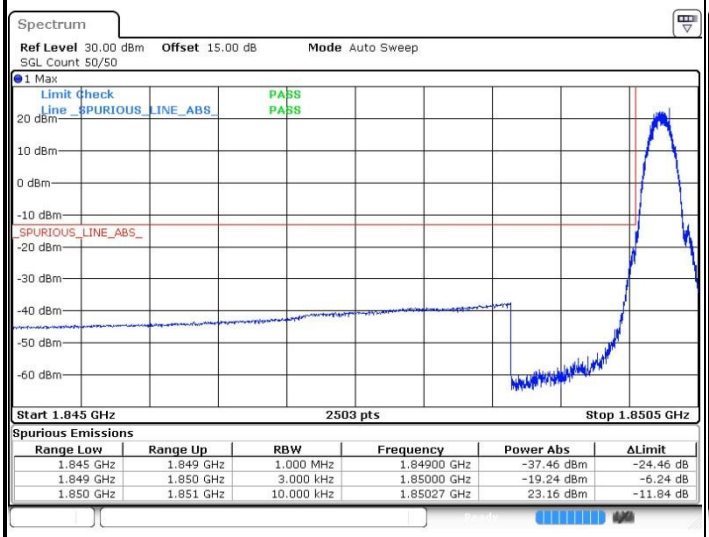

Spurious Emissions

Range Low	Range Up	RBW	Frequency	Power Abs	ΔLimit
1.845 GHz	1.849 GHz	1.000 MHz	1.84900 GHz	-37.46 dBm	-24.46 dB
1.849 GHz	1.850 GHz	3.000 kHz	1.85000 GHz	-19.24 dBm	-6.24 dB
1.850 GHz	1.851 GHz	10.000 kHz	1.85027 GHz	23.16 dBm	-11.84 dB

Date: 30.JUN.2016 02:49:39

Highest Band Edge

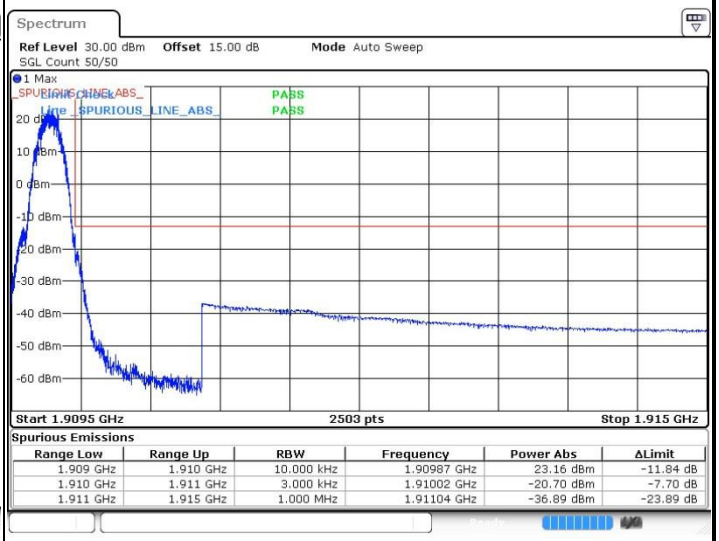

Spurious Emissions

Range Low	Range Up	RBW	Frequency	Power Abs	ΔLimit
1.909 GHz	1.910 GHz	10.000 kHz	1.90987 GHz	23.16 dBm	-11.84 dB
1.910 GHz	1.911 GHz	3.000 kHz	1.91002 GHz	-20.70 dBm	-7.70 dB
1.911 GHz	1.915 GHz	1.000 MHz	1.91104 GHz	-36.89 dBm	-23.89 dB

Date: 30.JUN.2016 02:51:09

GSM1900 (EDGE class 8)

Lowest Band Edge

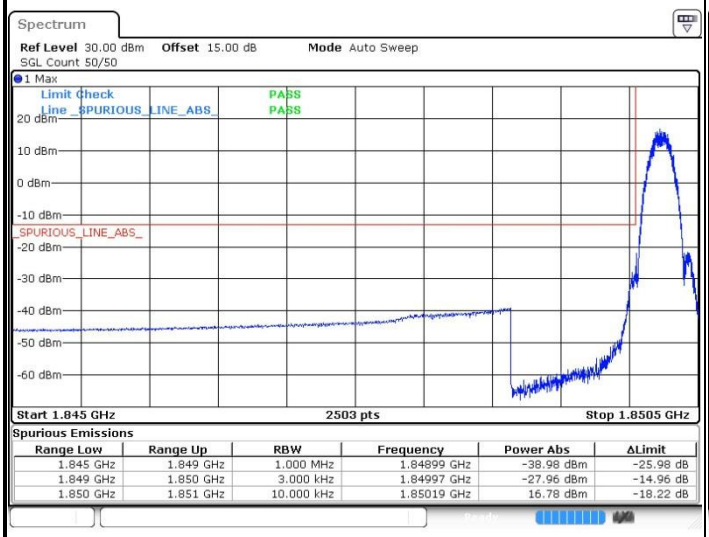

Spurious Emissions

Range Low	Range Up	RBW	Frequency	Power Abs	ΔLimit
1.845 GHz	1.849 GHz	1.000 MHz	1.84899 GHz	-38.98 dBm	-25.98 dB
1.849 GHz	1.850 GHz	3.000 kHz	1.84997 GHz	-27.96 dBm	-14.96 dB
1.850 GHz	1.851 GHz	10.000 kHz	1.85019 GHz	16.78 dBm	-18.22 dB

Date: 30.JUN.2016 03:05:15

Highest Band Edge

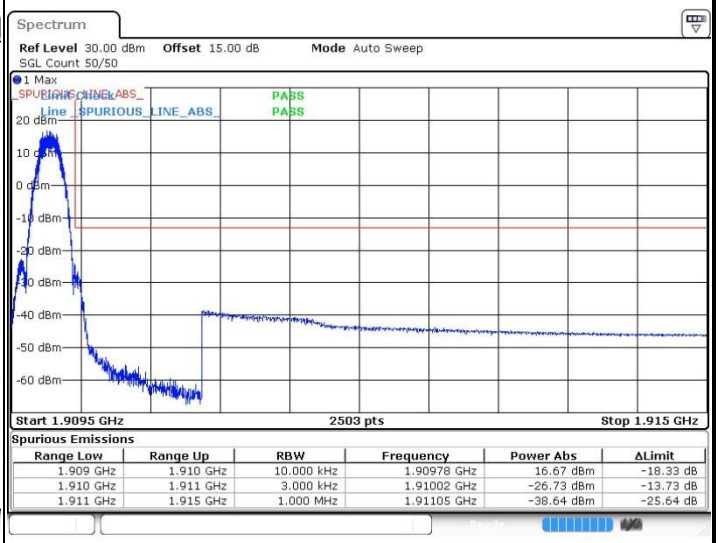

Spurious Emissions

Range Low	Range Up	RBW	Frequency	Power Abs	ΔLimit
1.909 GHz	1.910 GHz	10.000 kHz	1.90978 GHz	16.67 dBm	-18.33 dB
1.910 GHz	1.911 GHz	3.000 kHz	1.91002 GHz	-26.73 dBm	-13.73 dB
1.911 GHz	1.915 GHz	1.000 MHz	1.91105 GHz	-38.64 dBm	-25.64 dB

Date: 30.JUN.2016 03:06:47

WCDMA Band V (RMC 12.2Kbps)

Lowest Band Edge

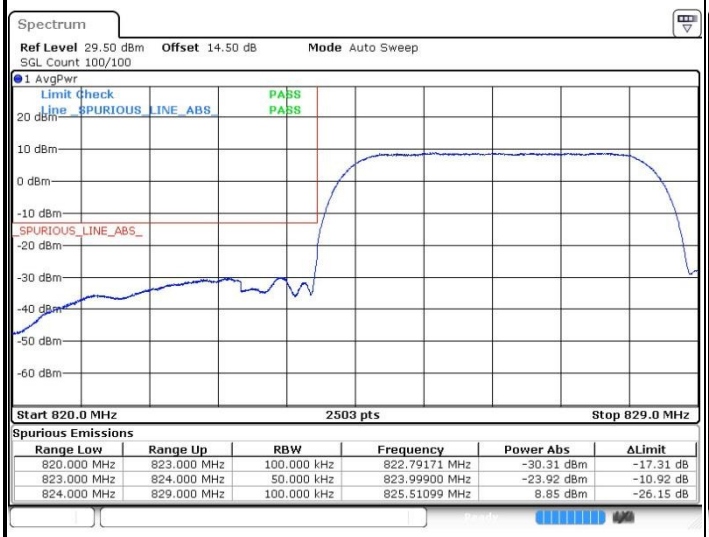

Spurious Emissions

Range Low	Range Up	RBW	Frequency	Power Abs	ΔLimit
820.000 MHz	823.000 MHz	100.000 kHz	822.79171 MHz	-30.31 dBm	-17.31 dB
823.000 MHz	824.000 MHz	50.000 kHz	823.99900 MHz	-23.92 dBm	-10.92 dB
824.000 MHz	829.000 MHz	100.000 kHz	825.51099 MHz	8.85 dBm	-26.15 dB

Date: 30.JUN.2016 00:00:10

Highest Band Edge

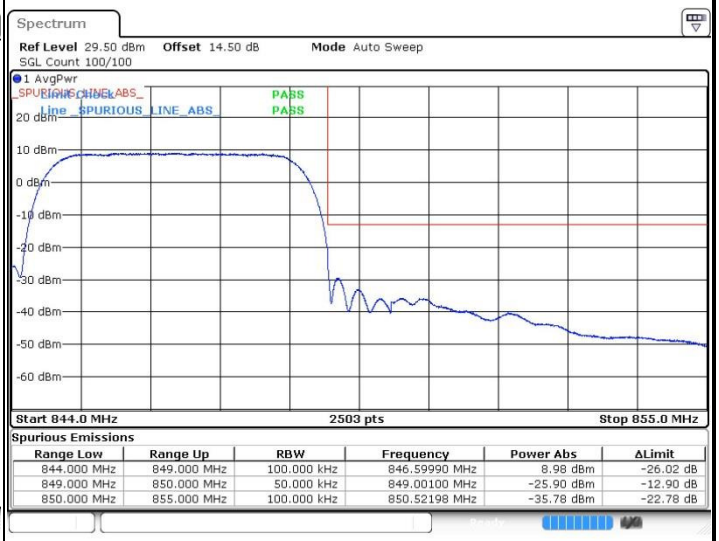

Spurious Emissions

Range Low	Range Up	RBW	Frequency	Power Abs	ΔLimit
844.000 MHz	849.000 MHz	100.000 kHz	846.59990 MHz	8.98 dBm	-26.02 dB
849.000 MHz	850.000 MHz	50.000 kHz	849.00100 MHz	-25.90 dBm	-12.90 dB
850.000 MHz	855.000 MHz	100.000 kHz	850.52198 MHz	-35.78 dBm	-22.78 dB

Date: 30.JUN.2016 00:02:56

WCDMA Band II (RMC 12.2Kbps)

Lowest Band Edge

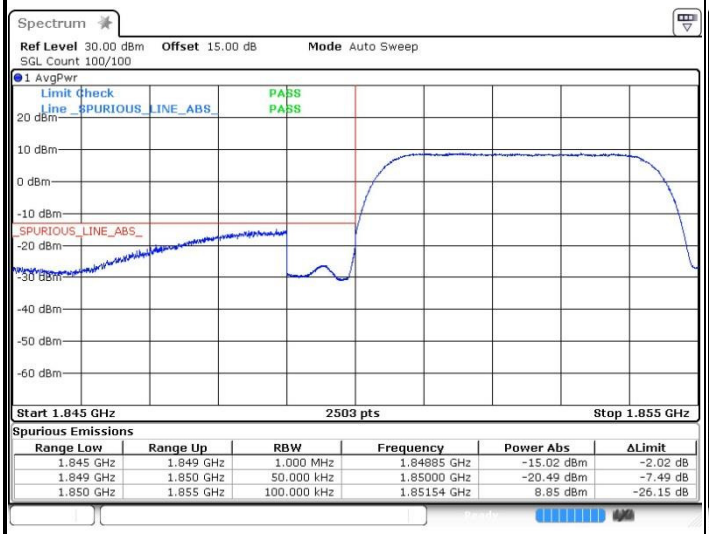

Spurious Emissions

Range Low	Range Up	RBW	Frequency	Power Abs	ΔLimit
1.845 GHz	1.849 GHz	1.000 MHz	1.84885 GHz	-15.02 dBm	-2.02 dB
1.849 GHz	1.850 GHz	50.000 kHz	1.85000 GHz	-20.49 dBm	-7.49 dB
1.850 GHz	1.855 GHz	100.000 kHz	1.85154 GHz	8.85 dBm	-26.15 dB

Date: 30.JUN.2016 00:23:35

Highest Band Edge

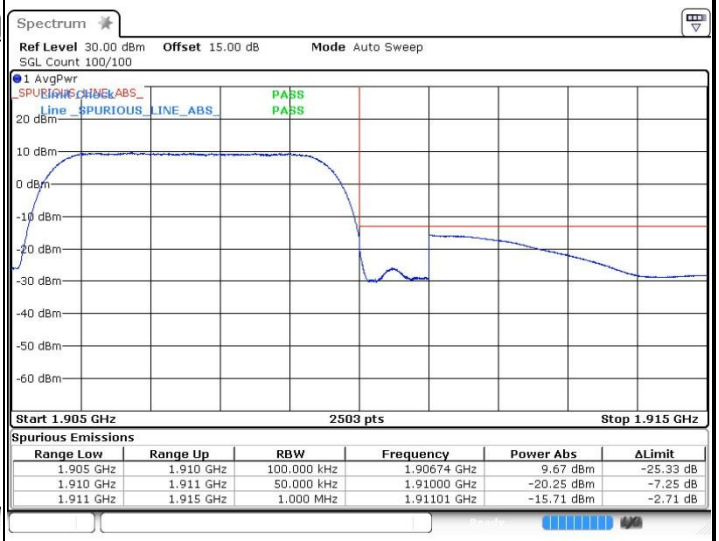

Spurious Emissions

Range Low	Range Up	RBW	Frequency	Power Abs	ΔLimit
1.905 GHz	1.910 GHz	100.000 kHz	1.90674 GHz	9.67 dBm	-25.33 dB
1.910 GHz	1.911 GHz	50.000 kHz	1.91000 GHz	-20.25 dBm	-7.25 dB
1.911 GHz	1.915 GHz	1.000 MHz	1.91101 GHz	-15.71 dBm	-2.71 dB

Date: 30.JUN.2016 03:42:09

WCDMA Band IV (RMC 12.2Kbps)

Lowest Band Edge

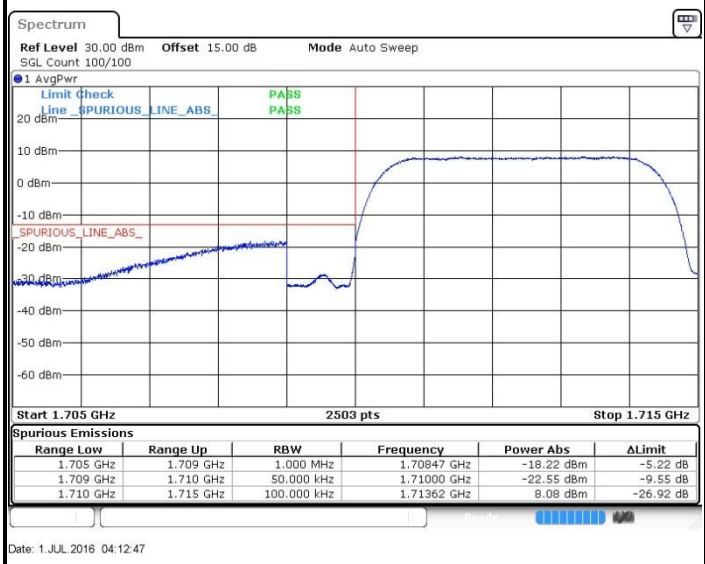

Spurious Emissions

Range Low	Range Up	RBW	Frequency	Power Abs	ΔLimit
1.705 GHz	1.709 GHz	1.000 MHz	1.70847 GHz	-18.22 dBm	-5.22 dB
1.709 GHz	1.710 GHz	50.000 kHz	1.71000 GHz	-22.55 dBm	-9.55 dB
1.710 GHz	1.715 GHz	100.000 kHz	1.71362 GHz	8.08 dBm	-26.92 dB

Date: 1.JUL.2016 04:12:47

Highest Band Edge

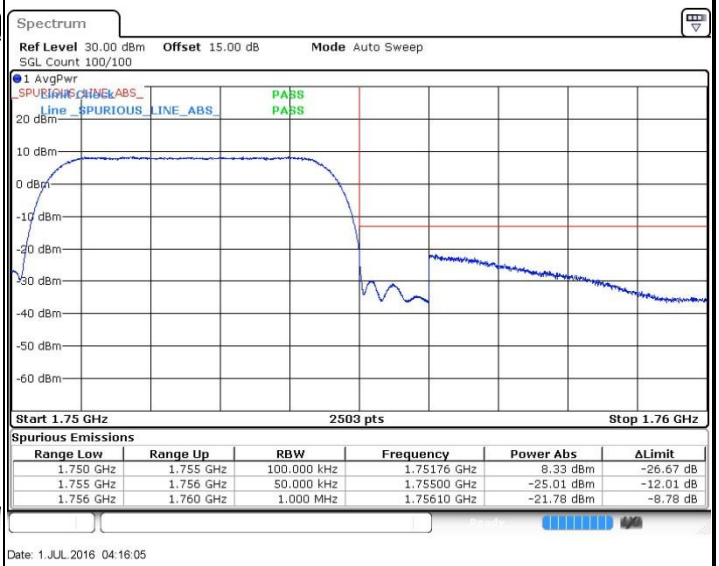

Spurious Emissions

Range Low	Range Up	RBW	Frequency	Power Abs	ΔLimit
1.750 GHz	1.755 GHz	100.000 kHz	1.75176 GHz	8.33 dBm	-26.67 dB
1.755 GHz	1.756 GHz	50.000 kHz	1.75500 GHz	-25.01 dBm	-12.01 dB
1.756 GHz	1.760 GHz	1.000 MHz	1.75610 GHz	-21.78 dBm	-8.78 dB

Date: 1.JUL.2016 04:16:05

Conducted Spurious Emission

GSM850 (GSM)

Lowest Channel

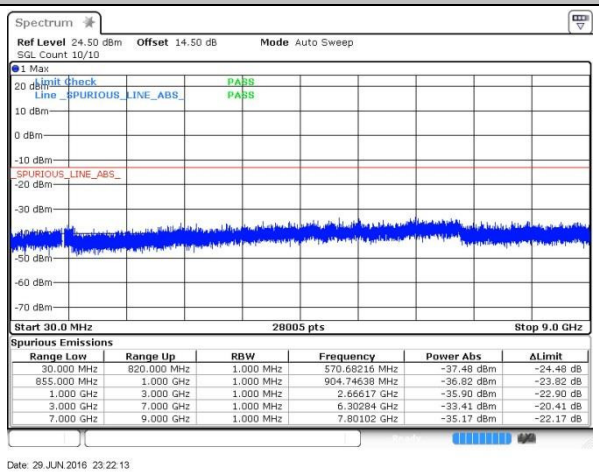

Range Low	Range Up	RBW	Frequency	Power Abs	ΔLimit
30.000 MHz	820.000 MHz	1.000 MHz	570.68216 MHz	-37.48 dBm	-24.48 dB
855.000 MHz	1.000 GHz	1.000 MHz	904.74638 MHz	-36.82 dBm	-23.82 dB
1.000 GHz	3.000 GHz	1.000 MHz	2.66617 GHz	-35.90 dBm	-22.90 dB
3.000 GHz	7.000 GHz	1.000 MHz	6.30284 GHz	-33.41 dBm	-20.41 dB
7.000 GHz	9.000 GHz	1.000 MHz	7.80102 GHz	-35.17 dBm	-22.17 dB

Date: 29.JUN.2016 23:22:13

Middle Channel

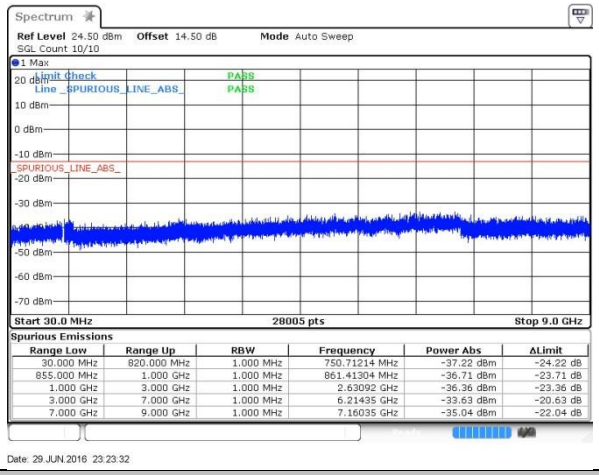

Range Low	Range Up	RBW	Frequency	Power Abs	ΔLimit
30.000 MHz	820.000 MHz	1.000 MHz	750.71214 MHz	-37.22 dBm	-24.22 dB
855.000 MHz	1.000 GHz	1.000 MHz	861.41304 MHz	-36.71 dBm	-23.71 dB
1.000 GHz	3.000 GHz	1.000 MHz	2.63092 GHz	-36.36 dBm	-23.36 dB
3.000 GHz	7.000 GHz	1.000 MHz	6.21435 GHz	-33.63 dBm	-20.63 dB
7.000 GHz	9.000 GHz	1.000 MHz	7.16035 GHz	-35.04 dBm	-22.04 dB

Date: 29.JUN.2016 23:23:32

Highest Channel

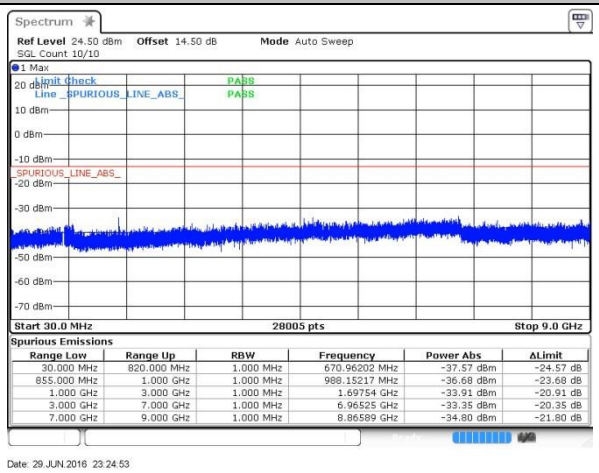

Range Low	Range Up	RBW	Frequency	Power Abs	ΔLimit
30.000 MHz	820.000 MHz	1.000 MHz	670.96202 MHz	-37.57 dBm	-24.57 dB
855.000 MHz	1.000 GHz	1.000 MHz	988.15217 MHz	-36.68 dBm	-23.68 dB
1.000 GHz	3.000 GHz	1.000 MHz	1.69754 GHz	-33.91 dBm	-20.91 dB
3.000 GHz	7.000 GHz	1.000 MHz	6.96525 GHz	-33.35 dBm	-20.35 dB
7.000 GHz	9.000 GHz	1.000 MHz	8.86589 GHz	-34.80 dBm	-21.80 dB

Date: 29.JUN.2016 23:24:53

GSM850 (EDGE class 8)

Lowest Channel

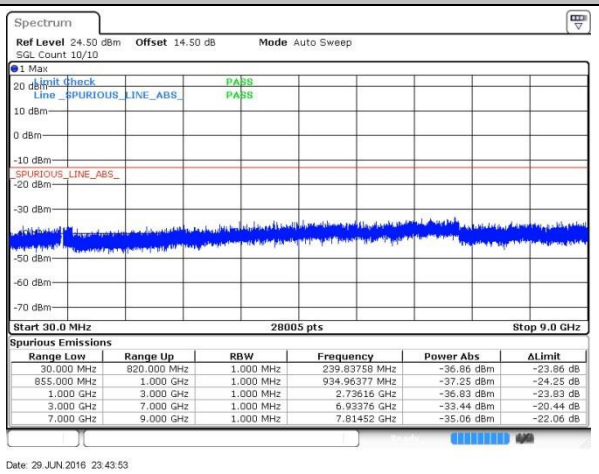

Range Low	Range Up	RBW	Frequency	Power Abs	ΔLimit
30.000 MHz	820.000 MHz	1.000 MHz	239.83758 MHz	-36.86 dBm	-23.86 dB
855.000 MHz	1.000 GHz	1.000 MHz	934.96377 MHz	-37.25 dBm	-24.25 dB
1.000 GHz	3.000 GHz	1.000 MHz	2.73616 GHz	-36.83 dBm	-23.83 dB
3.000 GHz	7.000 GHz	1.000 MHz	6.93376 GHz	-33.44 dBm	-20.44 dB
7.000 GHz	9.000 GHz	1.000 MHz	7.81452 GHz	-35.06 dBm	-22.06 dB

Date: 29.JUN.2016 23:43:53

Middle Channel

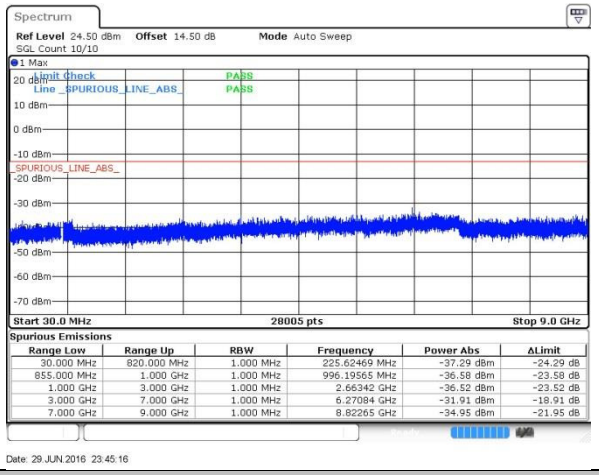

Range Low	Range Up	RBW	Frequency	Power Abs	ΔLimit
30.000 MHz	820.000 MHz	1.000 MHz	225.62469 MHz	-37.29 dBm	-24.29 dB
855.000 MHz	1.000 GHz	1.000 MHz	996.19565 MHz	-36.58 dBm	-23.58 dB
1.000 GHz	3.000 GHz	1.000 MHz	2.66342 GHz	-36.52 dBm	-23.52 dB
3.000 GHz	7.000 GHz	1.000 MHz	6.27084 GHz	-31.91 dBm	-18.91 dB
7.000 GHz	9.000 GHz	1.000 MHz	8.82265 GHz	-34.95 dBm	-21.95 dB

Date: 29.JUN.2016 23:45:16

Highest Channel

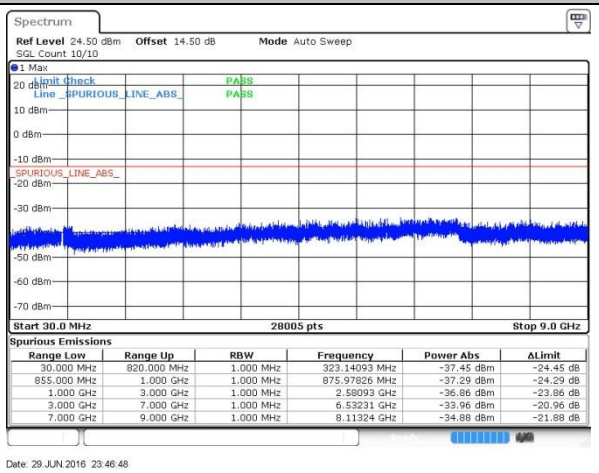

Range Low	Range Up	RBW	Frequency	Power Abs	ΔLimit
30.000 MHz	820.000 MHz	1.000 MHz	323.14093 MHz	-37.45 dBm	-24.45 dB
855.000 MHz	1.000 GHz	1.000 MHz	875.97826 MHz	-37.29 dBm	-24.29 dB
1.000 GHz	3.000 GHz	1.000 MHz	2.58093 GHz	-36.86 dBm	-23.86 dB
3.000 GHz	7.000 GHz	1.000 MHz	6.53231 GHz	-33.96 dBm	-20.96 dB
7.000 GHz	9.000 GHz	1.000 MHz	8.11324 GHz	-34.88 dBm	-21.88 dB

Date: 29.JUN.2016 23:46:48

GSM1900 (GSM)

Lowest Channel

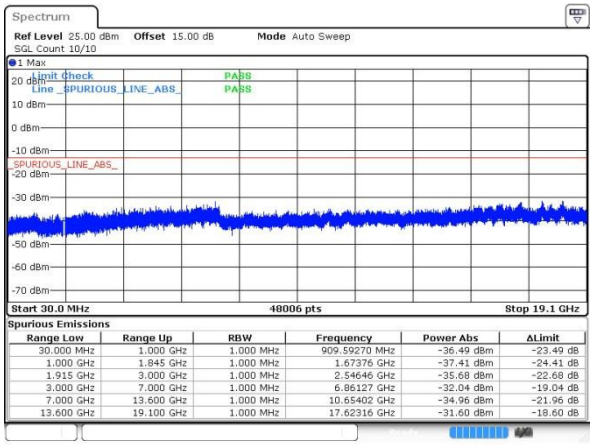

Spurious Emissions

Range Low	Range Up	RBW	Frequency	Power Abs	ΔLimit
30.000 MHz	1.000 GHz	1.000 MHz	909.59270 MHz	-36.49 dBm	-23.49 dB
1.000 GHz	1.845 GHz	1.000 MHz	1.67376 GHz	-37.41 dBm	-24.41 dB
1.915 GHz	3.000 GHz	1.000 MHz	2.54646 GHz	-35.68 dBm	-22.68 dB
3.000 GHz	7.000 GHz	1.000 MHz	6.86127 GHz	-32.04 dBm	-19.04 dB
7.000 GHz	13.600 GHz	1.000 MHz	10.65402 GHz	-34.96 dBm	-21.96 dB
13.600 GHz	19.100 GHz	1.000 MHz	17.62316 GHz	-31.60 dBm	-18.60 dB

Date: 30.JUN.2016 02:52:32

Middle Channel

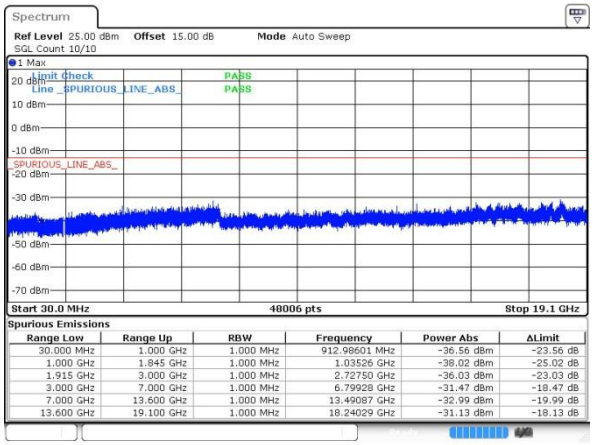

Spurious Emissions

Range Low	Range Up	RBW	Frequency	Power Abs	ΔLimit
30.000 MHz	1.000 GHz	1.000 MHz	912.98601 MHz	-36.56 dBm	-23.56 dB
1.000 GHz	1.845 GHz	1.000 MHz	1.03526 GHz	-38.02 dBm	-25.02 dB
1.915 GHz	3.000 GHz	1.000 MHz	2.72750 GHz	-36.03 dBm	-23.03 dB
3.000 GHz	7.000 GHz	1.000 MHz	6.79928 GHz	-31.47 dBm	-18.47 dB
7.000 GHz	13.600 GHz	1.000 MHz	13.49087 GHz	-32.99 dBm	-19.99 dB
13.600 GHz	19.100 GHz	1.000 MHz	18.24029 GHz	-31.13 dBm	-18.13 dB

Date: 30.JUN.2016 02:53:54

Highest Channel

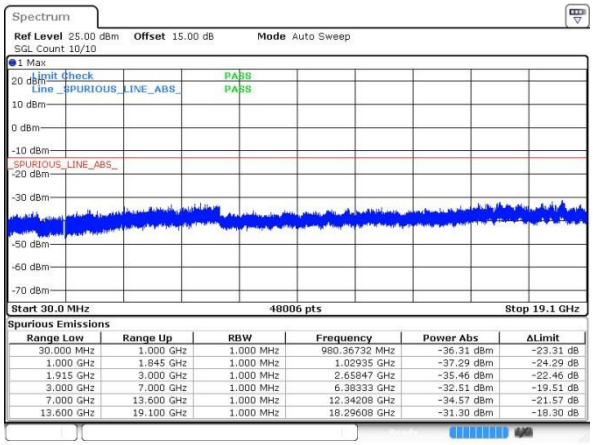

Spurious Emissions

Range Low	Range Up	RBW	Frequency	Power Abs	ΔLimit
30.000 MHz	1.000 GHz	1.000 MHz	980.36732 MHz	-36.31 dBm	-23.31 dB
1.000 GHz	1.845 GHz	1.000 MHz	1.02935 GHz	-37.29 dBm	-24.29 dB
1.915 GHz	3.000 GHz	1.000 MHz	2.65847 GHz	-35.46 dBm	-22.46 dB
3.000 GHz	7.000 GHz	1.000 MHz	6.38333 GHz	-32.51 dBm	-19.51 dB
7.000 GHz	13.600 GHz	1.000 MHz	12.34208 GHz	-34.57 dBm	-21.57 dB
13.600 GHz	19.100 GHz	1.000 MHz	18.29608 GHz	-31.30 dBm	-18.30 dB

Date: 30.JUN.2016 02:55:25

GSM1900 (EDGE class 8)

Lowest Channel

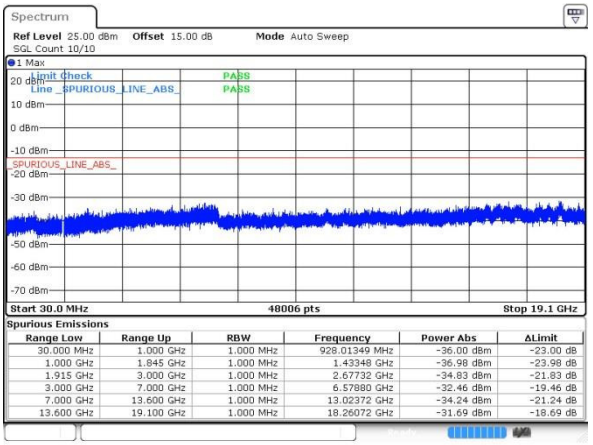

Spurious Emissions

Range Low	Range Up	RBW	Frequency	Power Abs	ΔLimit
30.000 MHz	1.000 GHz	1.000 MHz	928.01349 MHz	-36.00 dBm	-23.00 dB
1.000 GHz	1.845 GHz	1.000 MHz	1.43348 GHz	-36.98 dBm	-23.98 dB
1.915 GHz	3.000 GHz	1.000 MHz	2.67732 GHz	-34.83 dBm	-21.83 dB
3.000 GHz	7.000 GHz	1.000 MHz	6.57880 GHz	-32.46 dBm	-19.46 dB
7.000 GHz	13.600 GHz	1.000 MHz	13.02372 GHz	-34.24 dBm	-21.24 dB
13.600 GHz	19.100 GHz	1.000 MHz	18.26072 GHz	-31.69 dBm	-18.69 dB

Date: 30.JUN.2016 03:15:33

Middle Channel

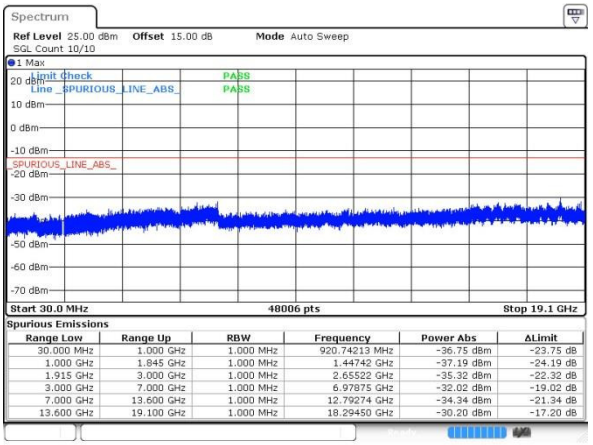

Spurious Emissions

Range Low	Range Up	RBW	Frequency	Power Abs	ΔLimit
30.000 MHz	1.000 GHz	1.000 MHz	920.74213 MHz	-36.75 dBm	-23.75 dB
1.000 GHz	1.845 GHz	1.000 MHz	1.44742 GHz	-37.19 dBm	-24.19 dB
1.915 GHz	3.000 GHz	1.000 MHz	2.65522 GHz	-35.32 dBm	-22.32 dB
3.000 GHz	7.000 GHz	1.000 MHz	6.97875 GHz	-32.02 dBm	-19.02 dB
7.000 GHz	13.600 GHz	1.000 MHz	12.79274 GHz	-34.34 dBm	-21.34 dB
13.600 GHz	19.100 GHz	1.000 MHz	18.29450 GHz	-30.20 dBm	-17.20 dB

Date: 30.JUN.2016 03:17:00

Highest Channel

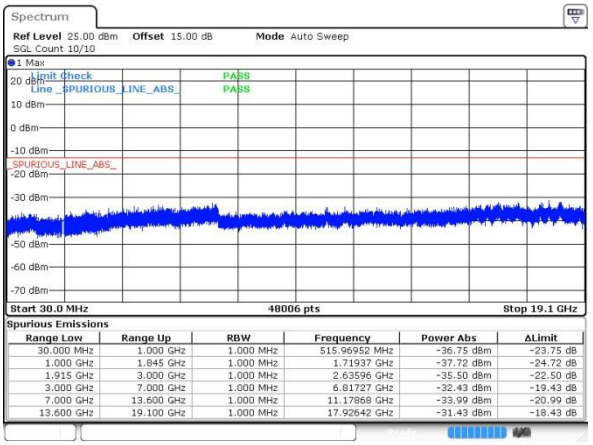

Spurious Emissions

Range Low	Range Up	RBW	Frequency	Power Abs	ΔLimit
30.000 MHz	1.000 GHz	1.000 MHz	515.96952 MHz	-36.75 dBm	-23.75 dB
1.000 GHz	1.845 GHz	1.000 MHz	1.71937 GHz	-37.72 dBm	-24.72 dB
1.915 GHz	3.000 GHz	1.000 MHz	2.63596 GHz	-35.50 dBm	-22.50 dB
3.000 GHz	7.000 GHz	1.000 MHz	6.81727 GHz	-32.43 dBm	-19.43 dB
7.000 GHz	13.600 GHz	1.000 MHz	11.17868 GHz	-33.99 dBm	-20.99 dB
13.600 GHz	19.100 GHz	1.000 MHz	17.92642 GHz	-31.43 dBm	-18.43 dB

Date: 30.JUN.2016 03:18:51

WCDMA Band V (RMC 12.2Kbps)

Lowest Channel

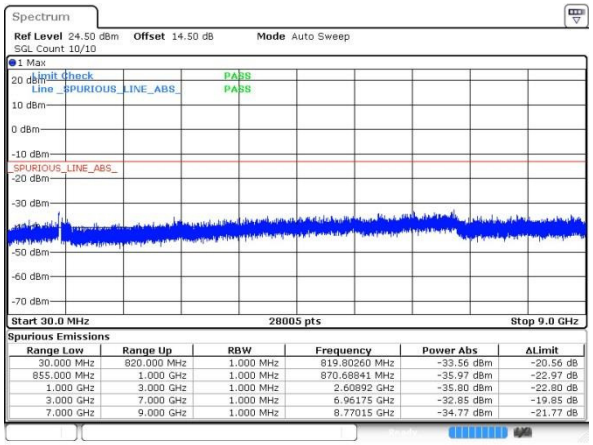

Spurious Emissions

Range Low	Range Up	RBW	Frequency	Power Abs	ΔLimit
30.000 MHz	820.000 MHz	1.000 MHz	819.80260 MHz	-33.56 dBm	-20.56 dB
855.000 MHz	1.000 GHz	1.000 MHz	870.68841 MHz	-35.97 dBm	-22.97 dB
1.000 GHz	3.000 GHz	1.000 MHz	2.60892 GHz	-35.80 dBm	-22.80 dB
3.000 GHz	7.000 GHz	1.000 MHz	6.96175 GHz	-32.85 dBm	-19.85 dB
7.000 GHz	9.000 GHz	1.000 MHz	8.77015 GHz	-34.77 dBm	-21.77 dB

Date: 30.JUN.2016 00:04:32

Middle Channel

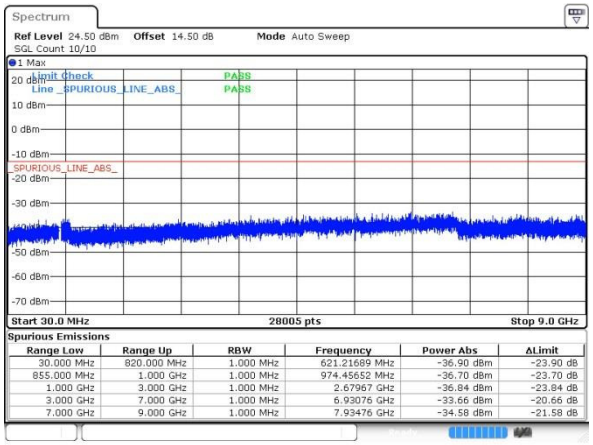

Spurious Emissions

Range Low	Range Up	RBW	Frequency	Power Abs	ΔLimit
30.000 MHz	820.000 MHz	1.000 MHz	621.21689 MHz	-36.90 dBm	-23.90 dB
855.000 MHz	1.000 GHz	1.000 MHz	974.45652 MHz	-36.70 dBm	-23.70 dB
1.000 GHz	3.000 GHz	1.000 MHz	2.67967 GHz	-36.84 dBm	-23.84 dB
3.000 GHz	7.000 GHz	1.000 MHz	6.93076 GHz	-33.66 dBm	-20.66 dB
7.000 GHz	9.000 GHz	1.000 MHz	7.93476 GHz	-34.58 dBm	-21.58 dB

Date: 30.JUN.2016 00:05:54

Highest Channel

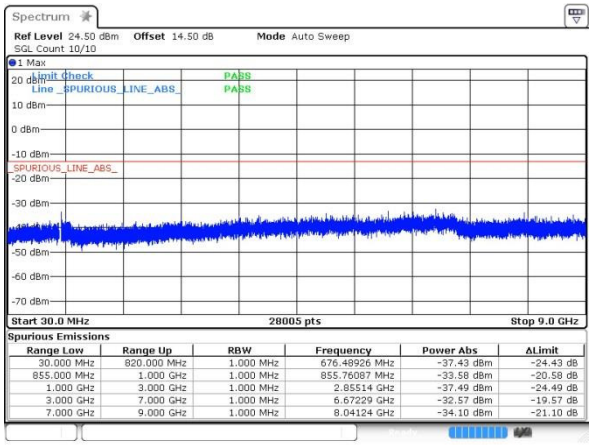

Spurious Emissions

Range Low	Range Up	RBW	Frequency	Power Abs	ΔLimit
30.000 MHz	820.000 MHz	1.000 MHz	676.48926 MHz	-37.43 dBm	-24.43 dB
855.000 MHz	1.000 GHz	1.000 MHz	855.76087 MHz	-33.58 dBm	-20.58 dB
1.000 GHz	3.000 GHz	1.000 MHz	2.85514 GHz	-37.49 dBm	-24.49 dB
3.000 GHz	7.000 GHz	1.000 MHz	6.67229 GHz	-32.57 dBm	-19.57 dB
7.000 GHz	9.000 GHz	1.000 MHz	8.04124 GHz	-34.10 dBm	-21.10 dB

Date: 30.JUN.2016 00:07:58

WCDMA Band II (RMC 12.2Kbps)

Lowest Channel

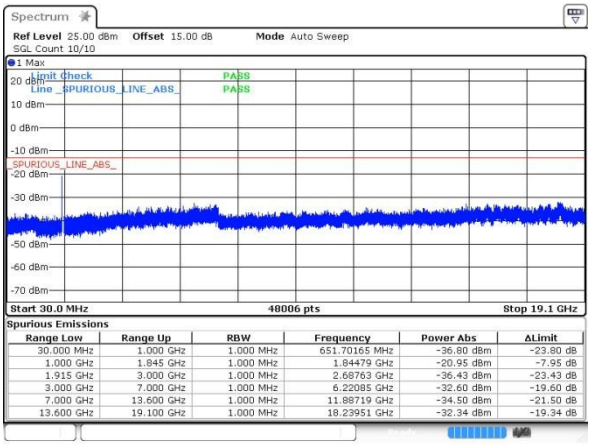

Spurious Emissions

Range Low	Range Up	RBW	Frequency	Power Abs	ΔLimit
30.000 MHz	1.000 GHz	1.000 MHz	651.70165 MHz	-36.80 dBm	-23.80 dB
1.000 GHz	1.845 GHz	1.000 MHz	1.84479 GHz	-20.95 dBm	-7.95 dB
1.915 GHz	3.000 GHz	1.000 MHz	2.68763 GHz	-36.43 dBm	-23.43 dB
3.000 GHz	7.000 GHz	1.000 MHz	6.22085 GHz	-32.60 dBm	-19.60 dB
7.000 GHz	13.600 GHz	1.000 MHz	11.88719 GHz	-34.50 dBm	-21.50 dB
13.600 GHz	19.100 GHz	1.000 MHz	18.23951 GHz	-32.34 dBm	-19.34 dB

Date: 30.JUN.2016 01:36:22

Middle Channel

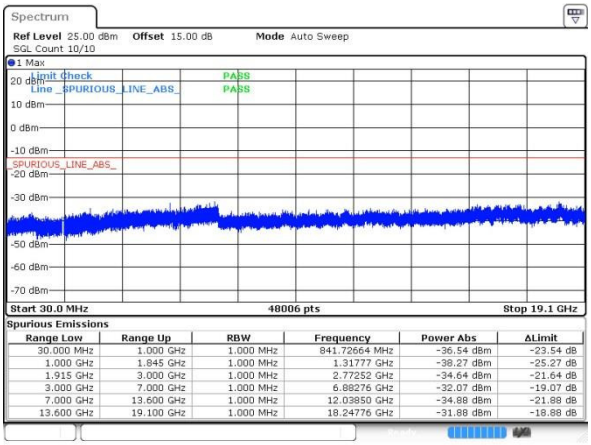

Spurious Emissions

Range Low	Range Up	RBW	Frequency	Power Abs	ΔLimit
30.000 MHz	1.000 GHz	1.000 MHz	841.72664 MHz	-36.54 dBm	-23.54 dB
1.000 GHz	1.845 GHz	1.000 MHz	1.31777 GHz	-38.27 dBm	-25.27 dB
1.915 GHz	3.000 GHz	1.000 MHz	2.77252 GHz	-34.64 dBm	-21.64 dB
3.000 GHz	7.000 GHz	1.000 MHz	6.88276 GHz	-32.07 dBm	-19.07 dB
7.000 GHz	13.600 GHz	1.000 MHz	12.03850 GHz	-34.88 dBm	-21.88 dB
13.600 GHz	19.100 GHz	1.000 MHz	18.24776 GHz	-31.88 dBm	-18.88 dB

Date: 30.JUN.2016 01:37:49

Highest Channel

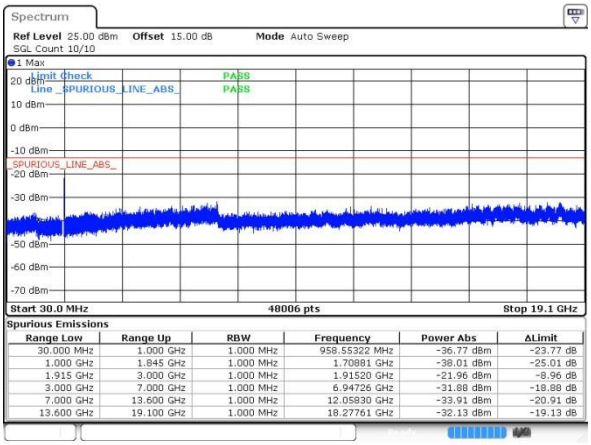

Spurious Emissions

Range Low	Range Up	RBW	Frequency	Power Abs	ΔLimit
30.000 MHz	1.000 GHz	1.000 MHz	958.55322 MHz	-36.77 dBm	-23.77 dB
1.000 GHz	1.845 GHz	1.000 MHz	1.70881 GHz	-38.01 dBm	-25.01 dB
1.915 GHz	3.000 GHz	1.000 MHz	1.91520 GHz	-21.96 dBm	-8.96 dB
3.000 GHz	7.000 GHz	1.000 MHz	6.94726 GHz	-31.88 dBm	-18.88 dB
7.000 GHz	13.600 GHz	1.000 MHz	12.05830 GHz	-33.91 dBm	-20.91 dB
13.600 GHz	19.100 GHz	1.000 MHz	18.27761 GHz	-32.13 dBm	-19.13 dB

Date: 30.JUN.2016 01:39:13

WCDMA Band IV (RMC 12.2Kbps)

Lowest Channel

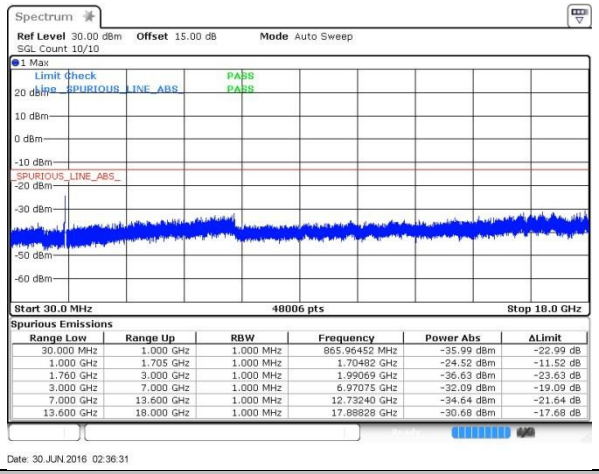

Range Low	Range Up	RBW	Frequency	Power Abs	ΔLimit
30.000 MHz	1.000 GHz	1.000 MHz	865.96452 MHz	-35.99 dBm	-22.99 dB
1.000 GHz	1.705 GHz	1.000 MHz	1.70482 GHz	-24.52 dBm	-11.52 dB
1.760 GHz	3.000 GHz	1.000 MHz	1.99069 GHz	-36.63 dBm	-23.63 dB
3.000 GHz	7.000 GHz	1.000 MHz	6.97075 GHz	-32.09 dBm	-19.09 dB
7.000 GHz	13.600 GHz	1.000 MHz	12.73240 GHz	-34.64 dBm	-21.64 dB
13.600 GHz	18.000 GHz	1.000 MHz	17.88828 GHz	-30.68 dBm	-17.68 dB

Middle Channel

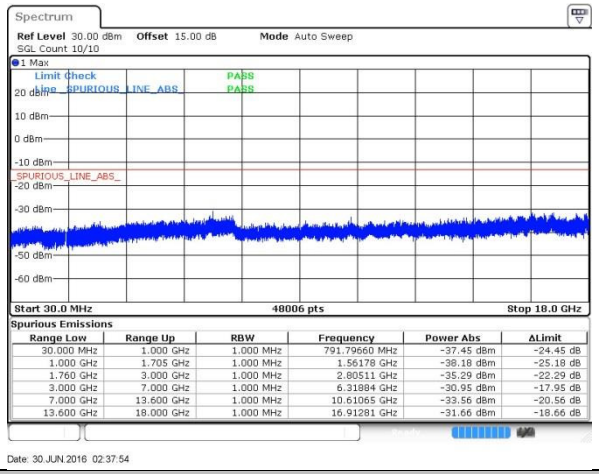

Range Low	Range Up	RBW	Frequency	Power Abs	ΔLimit
30.000 MHz	1.000 GHz	1.000 MHz	791.79660 MHz	-37.45 dBm	-24.45 dB
1.000 GHz	1.705 GHz	1.000 MHz	1.56178 GHz	-38.18 dBm	-25.18 dB
1.760 GHz	3.000 GHz	1.000 MHz	2.80511 GHz	-35.29 dBm	-22.29 dB
3.000 GHz	7.000 GHz	1.000 MHz	6.31884 GHz	-30.95 dBm	-17.95 dB
7.000 GHz	13.600 GHz	1.000 MHz	10.61065 GHz	-33.56 dBm	-20.56 dB
13.600 GHz	18.000 GHz	1.000 MHz	16.91281 GHz	-31.66 dBm	-18.66 dB

Highest Channel

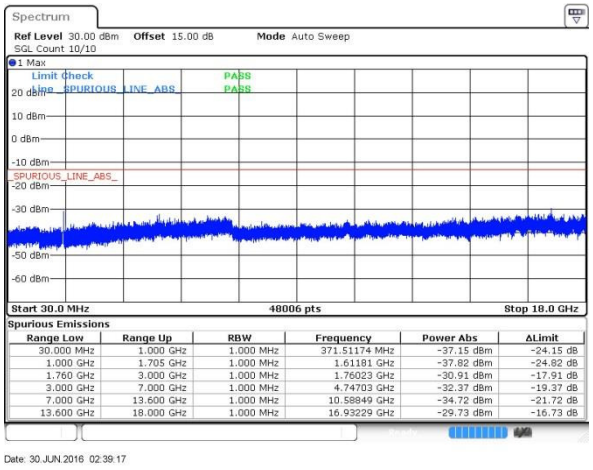

Range Low	Range Up	RBW	Frequency	Power Abs	ΔLimit
30.000 MHz	1.000 GHz	1.000 MHz	371.51174 MHz	-37.15 dBm	-24.15 dB
1.000 GHz	1.705 GHz	1.000 MHz	1.61181 GHz	-37.82 dBm	-24.82 dB
1.760 GHz	3.000 GHz	1.000 MHz	1.76023 GHz	-30.91 dBm	-17.91 dB
3.000 GHz	7.000 GHz	1.000 MHz	4.74703 GHz	-32.37 dBm	-19.37 dB
7.000 GHz	13.600 GHz	1.000 MHz	10.58849 GHz	-34.72 dBm	-21.72 dB
13.600 GHz	18.000 GHz	1.000 MHz	16.93229 GHz	-29.73 dBm	-16.73 dB

Frequency Stability

Test Conditions	Middle Channel	GSM850 (GSM)	GSM850 (EDGE class 8)	Limit 2.5ppm
Temperature (°C)	Voltage (Volt)	Deviation (ppm)		Result
50	Normal Voltage	0.0215	0.0060	PASS
40	Normal Voltage	0.0012	0.0048	
30	Normal Voltage	0.0287	0.0024	
20(Ref.)	Normal Voltage	0.0000	0.0000	
10	Normal Voltage	0.0012	0.0012	
0	Normal Voltage	0.0263	0.0048	
-10	Normal Voltage	0.0215	0.0024	
-20	Normal Voltage	0.0024	0.0036	
-30	Normal Voltage	0.0203	0.0084	
20	Maximum Voltage	0.0024	0.0048	
20	Normal Voltage	0.0048	0.0012	
20	Battery End Point	0.0060	0.0024	

Note: Normal Voltage = 3.7V. ；Battery End Point (BEP) = 3.5 V.；Maximum Voltage =4.2 V

Test Conditions	Middle Channel	GSM1900 (GSM)	GSM1900 (EDGE class 8)	Limit Note 2.
Temperature (°C)	Voltage (Volt)	Deviation (ppm)		Result
50	Normal Voltage	0.0005	0.0011	PASS
40	Normal Voltage	0.0027	0.0027	
30	Normal Voltage	0.0021	0.0048	
20(Ref.)	Normal Voltage	0.0000	0.0000	
10	Normal Voltage	0.0005	0.0011	
0	Normal Voltage	0.0027	0.0011	
-10	Normal Voltage	0.0016	0.0016	
-20	Normal Voltage	0.0027	0.0043	
-30	Normal Voltage	0.0043	0.0032	
20	Maximum Voltage	0.0032	0.0005	
20	Normal Voltage	0.0053	0.0021	
20	Battery End Point	0.0043	0.0037	

Note:

1. Normal Voltage = 3.7V. ；Battery End Point (BEP) = 3.5 V.；Maximum Voltage =4.2 V
2. The frequency fundamental emissions stay within the authorized frequency block based on the frequency deviation measured is small.

Test Conditions	Middle Channel	WCDMA Band V (RMC 12.2Kbps)	Limit 2.5ppm
Temperature (°C)	Voltage (Volt)	Deviation (ppm)	Result
50	Normal Voltage	0.0012	PASS
40	Normal Voltage	0.0072	
30	Normal Voltage	0.0048	
20(Ref.)	Normal Voltage	0.0000	
10	Normal Voltage	0.0012	
0	Normal Voltage	0.0012	
-10	Normal Voltage	0.0048	
-20	Normal Voltage	0.0060	
-30	Normal Voltage	0.0072	
20	Maximum Voltage	0.0024	
20	Normal Voltage	0.0036	
20	Battery End Point	0.0072	

Note: Normal Voltage = 3.7V. ；Battery End Point (BEP) = 3.5 V.；Maximum Voltage =4.2 V

Test Conditions	Middle Channel	WCDMA Band II (RMC 12.2Kbps)	Limit Note 2.
Temperature (°C)	Voltage (Volt)	Deviation (ppm)	Result
50	Normal Voltage	0.0005	PASS
40	Normal Voltage	0.0005	
30	Normal Voltage	0.0101	
20(Ref.)	Normal Voltage	0.0000	
10	Normal Voltage	0.0011	
0	Normal Voltage	0.0011	
-10	Normal Voltage	0.0005	
-20	Normal Voltage	0.0059	
-30	Normal Voltage	0.0032	
20	Maximum Voltage	0.0016	
20	Normal Voltage	0.0005	
20	Battery End Point	0.0016	

Note:

1. Normal Voltage = 3.7V. ；Battery End Point (BEP) = 3.5 V.；Maximum Voltage =4.2 V
2. The frequency fundamental emissions stay within the authorized frequency block based on the frequency deviation measured is small.

Test Conditions	Middle Channel	WCDMA Band IV (RMC 12.2Kbps)	Limit Note 2.
Temperature (°C)	Voltage (Volt)	Deviation (ppm)	Result
50	Normal Voltage	0.0144	PASS
40	Normal Voltage	0.0052	
30	Normal Voltage	0.0029	
20(Ref.)	Normal Voltage	0.0000	
10	Normal Voltage	0.0006	
0	Normal Voltage	0.0046	
-10	Normal Voltage	0.0017	
-20	Normal Voltage	0.0219	
-30	Normal Voltage	0.0063	
20	Maximum Voltage	0.0006	
20	Normal Voltage	0.0017	
20	Battery End Point	0.0035	

Note:

1. Normal Voltage = 3.7V. ；Battery End Point (BEP) = 3.5 V.；Maximum Voltage =4.2 V
2. The frequency fundamental emissions stay within the authorized frequency block based on the frequency deviation measured is small.

Appendix B. Test Results of Radiated Test

ERP/EIRP

Channel	Mode	Horizontal		Vertical	
		ERP(dBm)	ERP(W)	ERP(dBm)	ERP(W)
Lowest	GSM850 GSM	27.82	0.6053	16.29	0.0426
Middle		27.41	0.5508	15.80	0.0380
Highest		27.22	0.5272	16.05	0.0403
Lowest	GSM850 EDGE class 8	22.66	0.1845	10.83	0.0121
Middle		22.90	0.1950	11.03	0.0127
Highest		23.69	0.2339	12.15	0.0164
Lowest	WCDMA Band V RMC 12.2Kbps	19.16	0.0824	7.29	0.0054
Middle		19.08	0.0809	7.13	0.0052
Highest		19.31	0.0853	7.57	0.0057
Limit	ERP < 7W	Result		PASS	

Channel	Mode	Horizontal		Vertical	
		EIRP(dBm)	EIRP(W)	EIRP(dBm)	EIRP(W)
Lowest	GSM1900 GSM	29.66	0.9247	29.26	0.8433
Middle		30.48	1.1169	31.26	1.3366
Highest		30.13	1.0304	30.59	1.1455
Lowest	GSM1900 EDGE class 8	26.94	0.4943	26.73	0.4710
Middle		27.03	0.5047	27.44	0.5546
Highest		26.44	0.4406	26.97	0.4977
Lowest	WCDMA Band II RMC 12.2Kbps	24.99	0.3155	25.27	0.3365
Middle		26.23	0.4198	27.07	0.5093
Highest		25.32	0.3404	25.90	0.3890
Limit	EIRP < 2W	Result		PASS	

Channel	Mode	Horizontal		Vertical	
		EIRP(dBm)	EIRP(W)	EIRP(dBm)	EIRP(W)
Lowest	WCDMA Band IV RMC 12.2Kbps	23.89	0.2449	22.29	0.1694
Middle		24.45	0.2786	22.75	0.1884
Highest		24.53	0.2838	22.78	0.1897
Limit	EIRP < 1W	Result		PASS	

Radiated Spurious Emission

GSM850 (GSM)									
Channel	Frequency (MHz)	ERP (dBm)	Limit (dBm)	Over Limit (dB)	SPA Reading (dBm)	S.G. Power (dBm)	TX Cable loss (dB)	TX Antenna Gain (dBi)	Polarization (H/V)
Middle	1672	-53.05	-13	-40.05	-55.91	-59.74	0.56	9.40	H
	2510	-52.27	-13	-39.27	-58.01	-59.98	0.74	10.60	H
	3346	-57.67	-13	-44.67	-66.48	-67.27	0.85	12.60	H
	1672	-49.75	-13	-36.75	-53.36	-56.44	0.56	9.40	V
	2510	-59.98	-13	-46.98	-65.56	-67.69	0.74	10.60	V
	3346	-58.70	-13	-45.70	-66.84	-68.30	0.85	12.60	V

Remark: Spurious emissions within 30-1000MHz were found more than 20dB below limit line.

GSM850 (EDGE class 8)									
Channel	Frequency (MHz)	ERP (dBm)	Limit (dBm)	Over Limit (dB)	SPA Reading (dBm)	S.G. Power (dBm)	TX Cable loss (dB)	TX Antenna Gain (dBi)	Polarization (H/V)
Middle	1672	-49.37	-13	-36.37	-53.61	-56.06	0.56	9.40	H
	2510	-54.78	-13	-41.78	-60.52	-62.49	0.74	10.60	H
	3346	-57.22	-13	-44.22	-66.03	-66.82	0.85	12.60	H
	1672	-60.77	-13	-47.77	-62.43	-67.46	0.56	9.40	V
	2510	-56.46	-13	-43.46	-62.04	-64.17	0.74	10.60	V
	3346	-58.75	-13	-45.75	-66.89	-68.35	0.85	12.60	V

Remark: Spurious emissions within 30-1000MHz were found more than 20dB below limit line.

GSM1900 (GSM)									
Channel	Frequency (MHz)	EIRP (dBm)	Limit (dBm)	Over Limit (dB)	SPA Reading (dBm)	S.G. Power (dBm)	TX Cable loss (dB)	TX Antenna Gain (dBi)	Polarization (H/V)
Middle	3760	-44.67	-13	-31.67	-58.22	-50.71	6.56	12.60	H
	5640	-46.17	-13	-33.17	-62.11	-51.27	8	13.10	H
	7520	-48.21	-13	-35.21	-66.95	-49.94	9.57	11.30	H
	3760	-39.73	-13	-26.73	-54.23	-45.77	6.56	12.6	V
	5640	-44.05	-13	-31.05	-61.4	-49.15	8	13.1	V
	7520	-48.54	-13	-35.54	-66.94	-50.27	9.57	11.3	V

Remark: Spurious emissions within 30-1000MHz were found more than 20dB below limit line.

GSM1900 (EDGE class 8)									
Channel	Frequency (MHz)	EIRP (dBm)	Limit (dBm)	Over Limit (dB)	SPA Reading (dBm)	S.G. Power (dBm)	TX Cable loss (dB)	TX Antenna Gain (dBi)	Polarization (H/V)
Middle	3760	-49.34	-13	-36.34	-62.89	-55.38	6.56	12.60	H
	5640	-52.26	-13	-39.26	-68.20	-57.36	8	13.10	H
	7520	-48.58	-13	-35.58	-67.32	-50.31	9.57	11.30	H
	3760	-53.55	-13	-40.55	-66.9	-59.59	6.56	12.6	V
	5640	-50.79	-13	-37.79	-68.14	-55.89	8	13.1	V
	7520	-48.71	-13	-35.71	-67.11	-50.44	9.57	11.3	V

Remark: Spurious emissions within 30-1000MHz were found more than 20dB below limit line.

WCDMA Band V (RMC 12.2Kbps)									
Channel	Frequency (MHz)	ERP (dBm)	Limit (dBm)	Over Limit (dB)	SPA Reading (dBm)	S.G. Power (dBm)	TX Cable loss (dB)	TX Antenna Gain (dBi)	Polarization (H/V)
Middle	1672	-61.73	-13	-48.73	-64.56	-68.42	0.56	9.40	H
	2510	-61.40	-13	-48.40	-67.14	-69.11	0.74	10.60	H
	3346	-57.73	-13	-44.73	-66.54	-67.33	0.85	12.60	H
	1672	-61.94	-13	-48.94	-63.60	-68.63	0.56	9.40	V
	2510	-60.35	-13	-47.35	-65.93	-68.06	0.74	10.60	V
	3346	-58.07	-13	-45.07	-66.21	-67.67	0.85	12.60	V

Remark: Spurious emissions within 30-1000MHz were found more than 20dB below limit line.

WCDMA Band II (RMC 12.2Kbps)									
Channel	Frequency (MHz)	EIRP (dBm)	Limit (dBm)	Over Limit (dB)	SPA Reading (dBm)	S.G. Power (dBm)	TX Cable loss (dB)	TX Antenna Gain (dBi)	Polarization (H/V)
Middle	3760	-48.04	-13	-35.04	-61.59	-54.08	6.56	12.60	H
	5640	-51.26	-13	-38.26	-67.20	-56.36	8	13.10	H
	7520	-47.70	-13	-34.70	-66.44	-49.43	9.57	11.30	H
	3760	-53.57	-13	-40.57	-66.92	-59.61	6.56	12.6	V
	5640	-50.71	-13	-37.71	-68.06	-55.81	8	13.1	V
	7520	-48.65	-13	-35.65	-67.05	-50.38	9.57	11.3	V

Remark: Spurious emissions within 30-1000MHz were found more than 20dB below limit line.

WCDMA Band IV (RMC 12.2Kbps)									
Channel	Frequency (MHz)	EIRP (dBm)	Limit (dBm)	Over Limit (dB)	SPA Reading (dBm)	S.G. Power (dBm)	TX Cable loss (dB)	TX Antenna Gain (dBi)	Polarization (H/V)
Middle	3465.2	-47.75	-13	-34.75	-62.50	-54.17	6.18	12.60	H
	5197.8	-48.85	-13	-35.85	-66.85	-53.81	7.74	12.70	H
	6930.4	-47.83	-13	-34.83	-66.64	-50.53	9	11.70	H
	3465.2	-47.08	-13	-34.08	-58.03	-53.50	6.18	12.60	V
	5197.8	-52.82	-13	-39.82	-65.82	-57.78	7.74	12.70	V
	6930.4	-50.68	-13	-37.68	-67.39	-53.38	9	11.70	V

Remark: Spurious emissions within 30-1000MHz were found more than 20dB below limit line.