APPENDIX A – TEST DATA OF CONDUCTED EMISSION

Duty Cycle

Test Mode	Frequency (MHz)	Duty Cycle (%)	Correction Factor(dB)
802.11a	5745	97.36%	0.12
802.11n HT20	5745	96.97%	0.13
802.11ac VHT20	5745	97.17%	0.12
802.11n HT40	5755	94.13%	0.26
802.11ac VHT40	5755	94.33%	0.25
802.11ac VHT80	5775	88.89%	0.51

Note: Correction Factor=10*log (1/Duty Cycle)

Output Power

Mode	Tones/ RUIndex	Freq (MHz)	Antenna	Conducted average power output(dBm)	EIRP (dBm)
802.11a	NA	5745	Chain0	14.56	16.06
802.11a	NA	5785	Chain0	14.87	16.37
802.11a	NA	5825	Chain0	14.73	16.23
802.11n HT20	NA	5745	Chain0	13.54	15.04
802.11n HT20	NA	5785	Chain0	13.19	14.69
802.11n HT20	NA	5825	Chain0	13.63	15.13
802.11ac VHT20	NA	5745	Chain0	11.89	13.39
802.11ac VHT20	NA	5785	Chain0	12.62	14.12
802.11ac VHT20	NA	5825	Chain0	12.50	14.00
802.11n HT40	NA	5755	Chain0	13.50	15.00
802.11n HT40	NA	5795	Chain0	13.68	15.18
802.11ac VHT40	NA	5755	Chain0	12.34	13.84
802.11ac VHT40	NA	5795	Chain0	12.42	13.92
802.11ac VHT80	NA	5775	Chain0	12.27	13.77

Emission Bandwidth

Offset 1dB = Attenuator + Temporary antenna connector loss + Cable loss

Test Mode	Antenna	26dB Bandwidth (MHz)		
		Channel No.667	Channel No.675	Channel No.683
		5745MHz	5785MHz	5825MHz
802.11a	Chain0	19.36	19.70	19.89
802.11n HT20	Chain0	20.70	20.60	20.41
802.11ac VHT20	Chain0	20.03	20.78	20.33

Test Mode	Antenna	26dB Bandwidth (MHz)		
		Channel No.669	---	Channel No.677
		5755MHz	---	5795MHz
802.11n HT40	Chain0	40.74	---	41.27
802.11ac VHT40	Chain0	41.60	---	40.08

Test Mode	Antenna	26dB Bandwidth (MHz)		
		Channel No.673	---	---
		5775MHz	---	---
802.11ac VHT80	Chain0	80.78	---	---

Test Mode: 802.11a

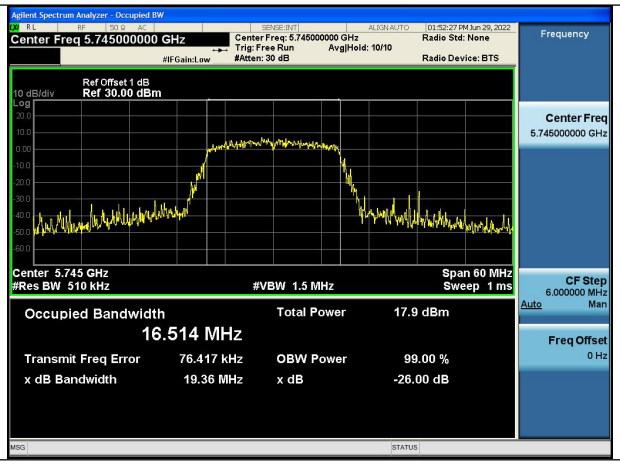

Test Mode:802.11a 5745MHz Chain0

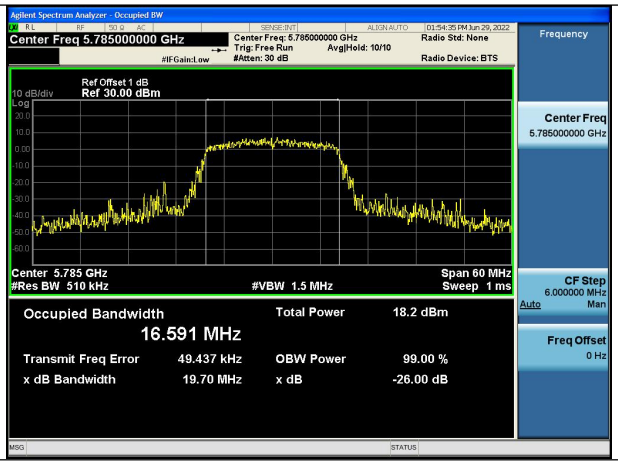

Test Mode:802.11a 5785MHz Chain0

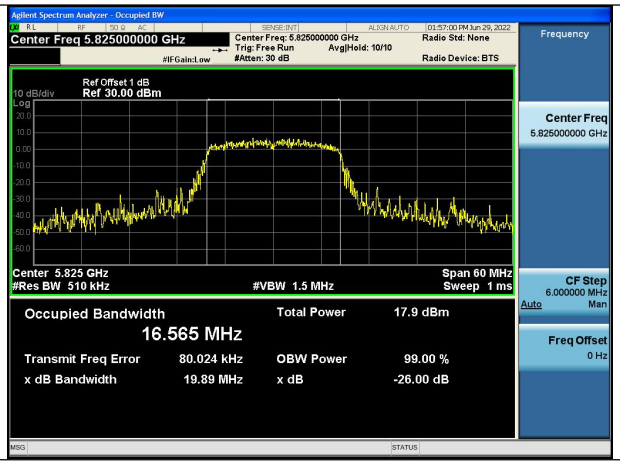

Test Mode:802.11a 5825MHz Chain0

Test Mode: 802.11n HT20

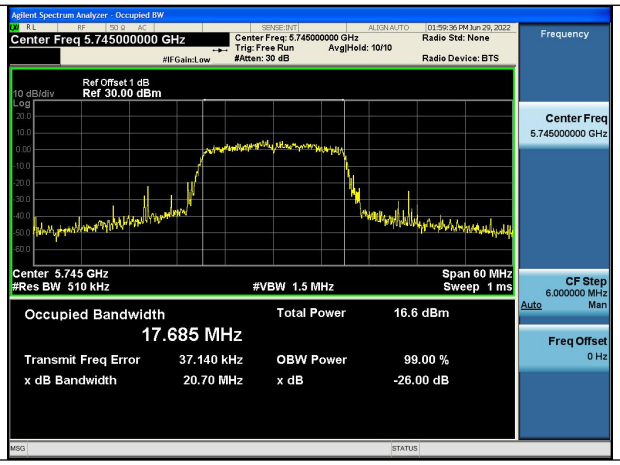

Test Mode:802.11n HT20 5745MHz Chain0

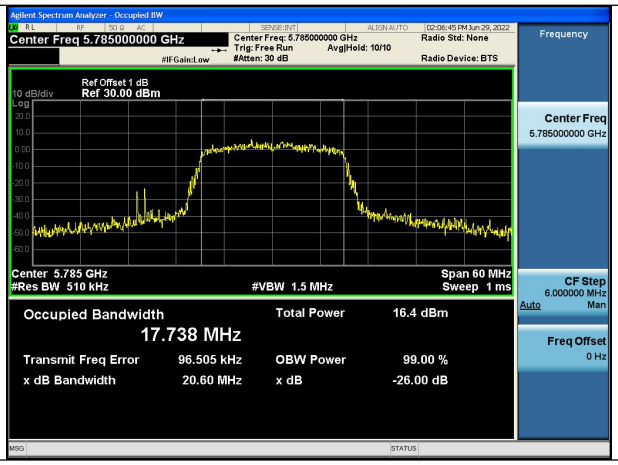

Test Mode:802.11n HT20 5785MHz Chain0

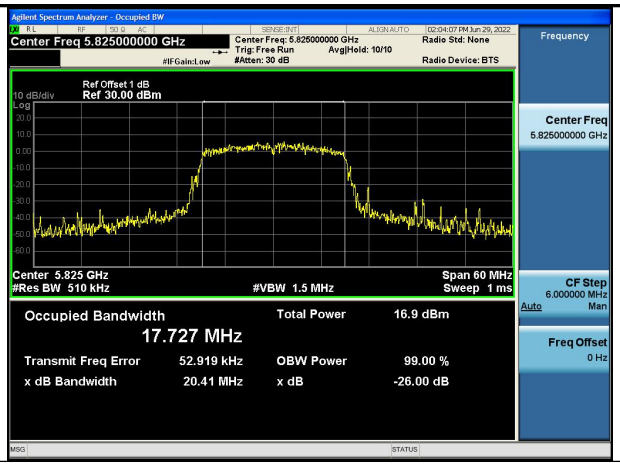

Test Mode:802.11n HT20 5825MHz Chain0

Test Mode: 802.11ac VHT20

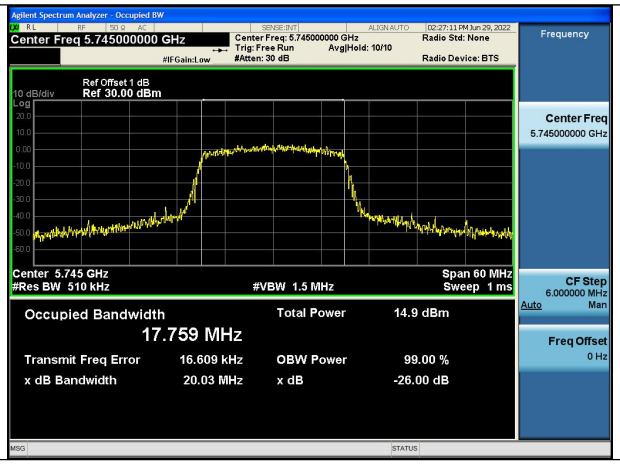

Test Mode:802.11ac VHT20 5745MHz Chain0

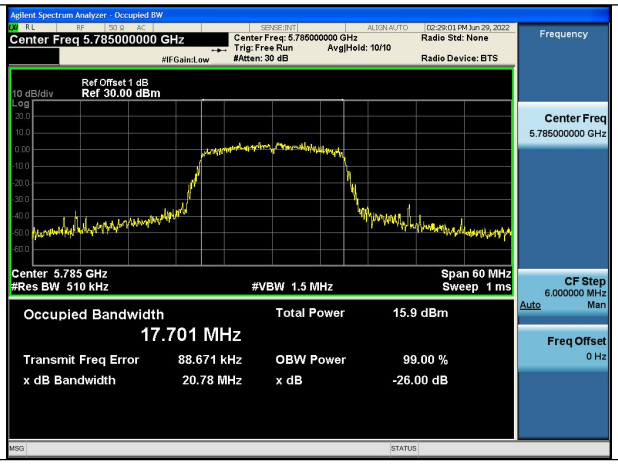

Test Mode:802.11ac VHT20 5785MHz Chain0

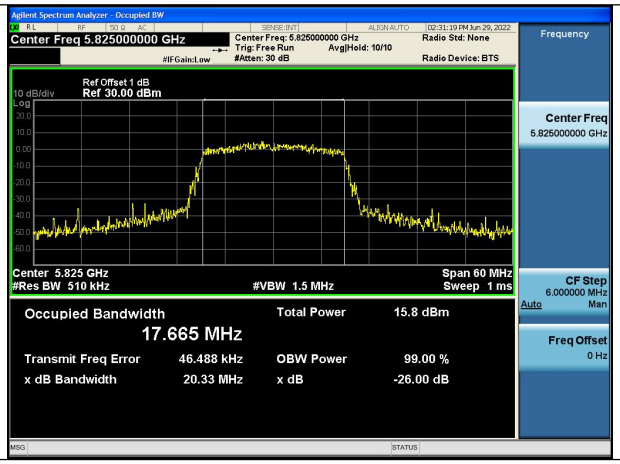

Test Mode:802.11ac VHT20 5825MHz Chain0

Test Mode: 802.11n HT40

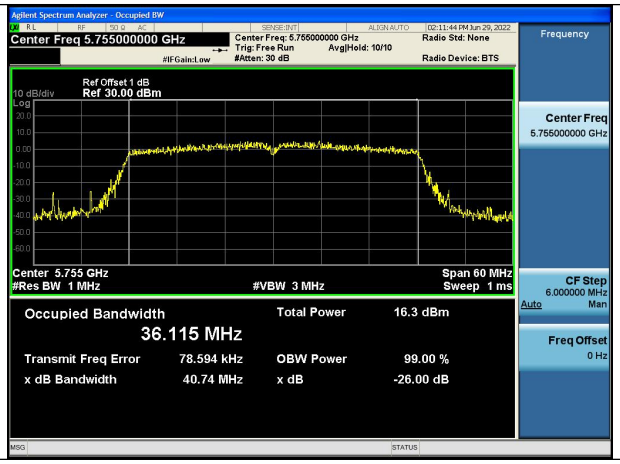

Test Mode:802.11n HT40 5755MHz Chain0

Test Mode:802.11n HT40 5795MHz Chain0

Test Mode: 802.11ac VHT40

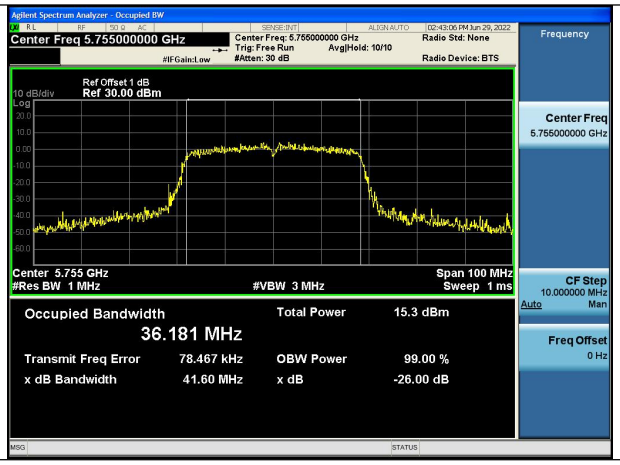

Test Mode:802.11ac VHT40 5755MHz Chain0

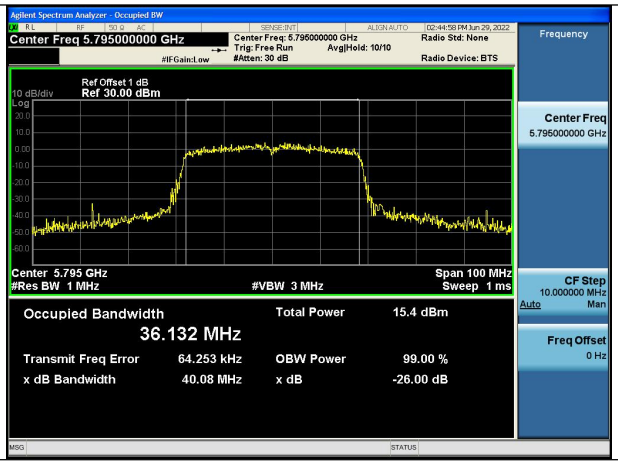

Test Mode:802.11ac VHT40 5795MHz Chain0

Test Mode: 802.11ac VHT80

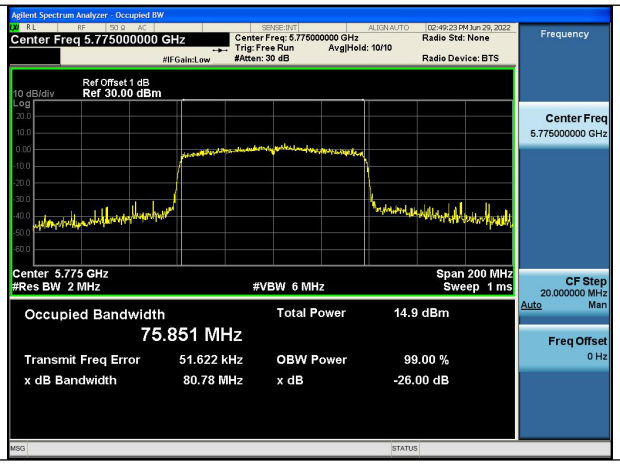

Test Mode:802.11ac VHT80 5775MHz Chain0

Occupied Bandwidth

Offset 1dB = Attenuator + Temporary antenna connector loss + Cable loss

Test Mode	Antenna	Occupied Bandwidth (MHz)		
		Channel No.667	Channel No.675	Channel No.683
		5745MHz	5785MHz	5825MHz
802.11a	Chain0	16.490	16.450	16.480
802.11n HT20	Chain0	17.708	17.667	17.645
802.11ac VHT20	Chain0	17.692	17.664	17.662

Test Mode	Antenna	Occupied Bandwidth (MHz)		
		Channel No.669	---	Channel No.677
		5755MHz	---	5795MHz
802.11n HT40	Chain0	36.026	---	36.212
802.11ac VHT40	Chain0	36.276	---	36.145

Test Mode	Antenna	Occupied Bandwidth (MHz)		
		Channel No.673	---	---
		5775MHz	---	---
802.11ac VHT80	Chain0	75.726	---	---

Test Mode: 802.11a

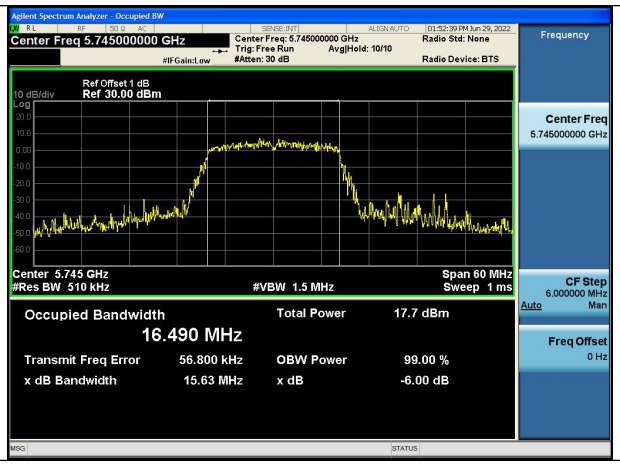

Test Mode:802.11a 5745MHz Chain0

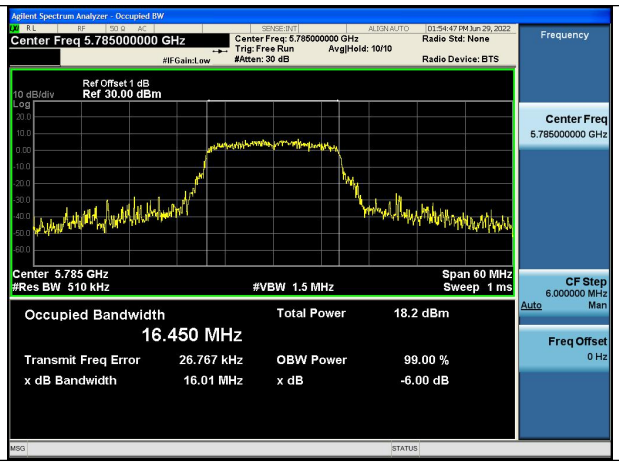

Test Mode:802.11a 5785MHz Chain0

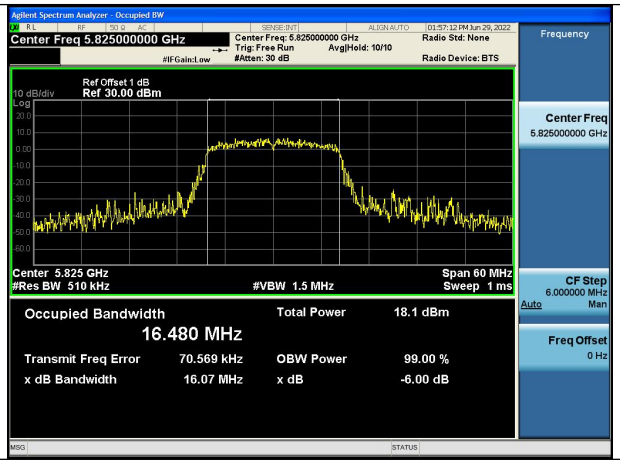

Test Mode:802.11a 5825MHz Chain0

Test Mode: 802.11n HT20

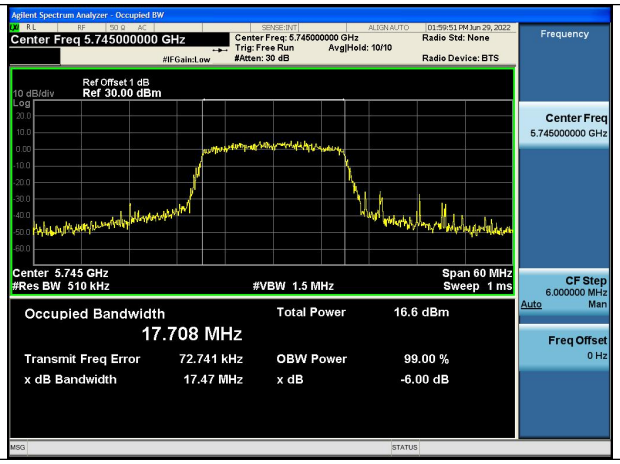

Test Mode:802.11n HT20 5745MHz Chain0

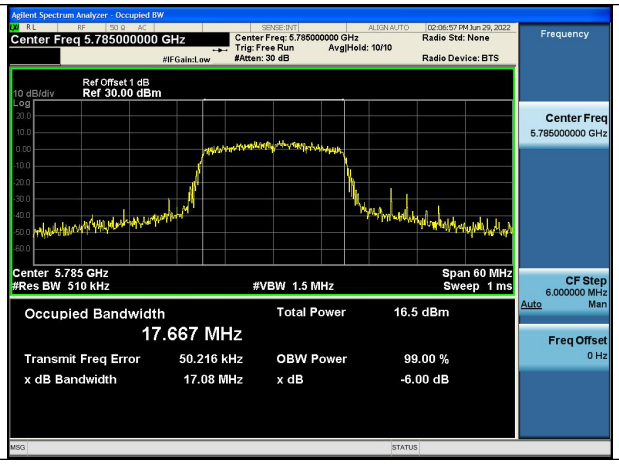

Test Mode:802.11n HT20 5785MHz Chain0

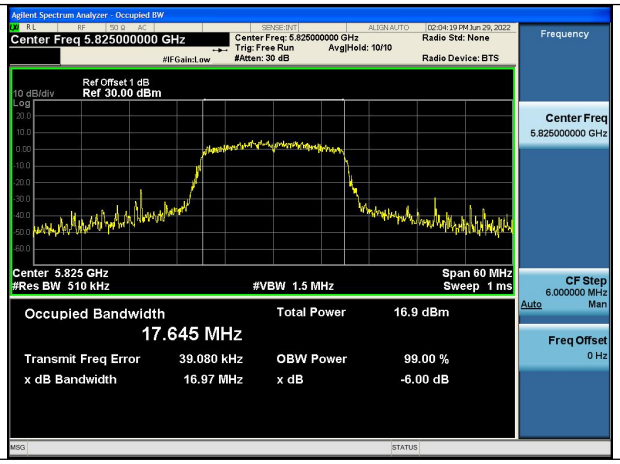

Test Mode:802.11n HT20 5825MHz Chain0

Test Mode: 802.11ac VHT20

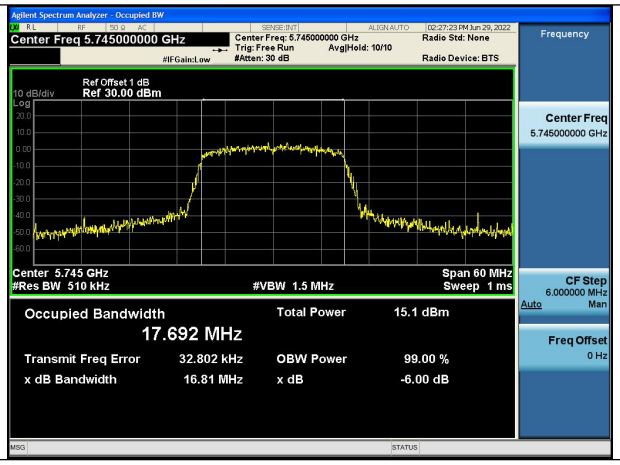

Test Mode:802.11ac VHT20 5745MHz Chain0

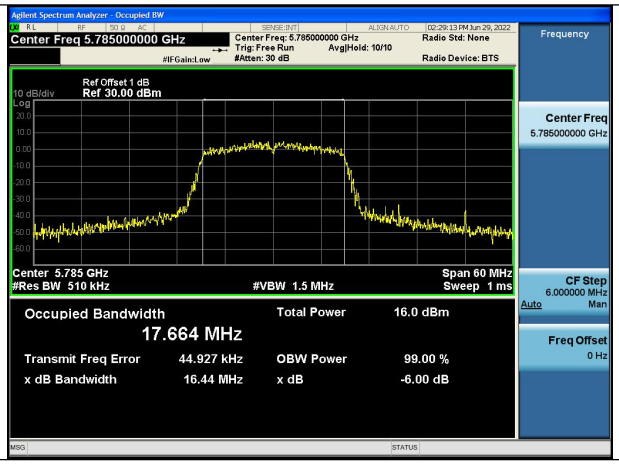

Test Mode:802.11ac VHT20 5785MHz Chain0

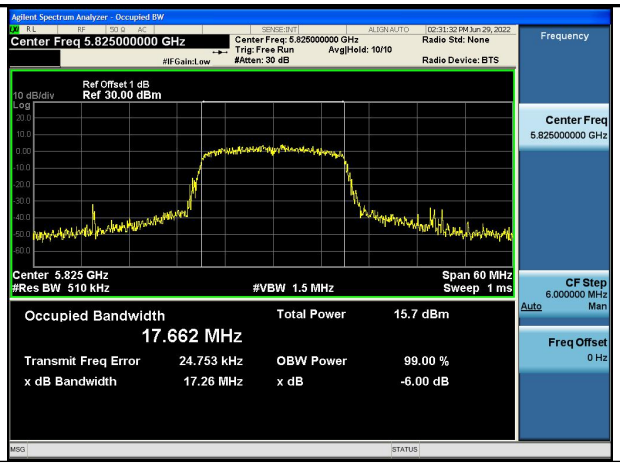

Test Mode:802.11ac VHT20 5825MHz Chain0

Test Mode: 802.11n HT40

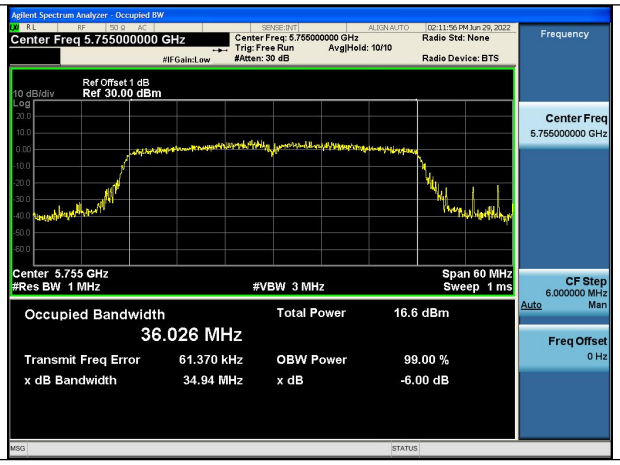

Test Mode:802.11n HT40 5755MHz Chain0

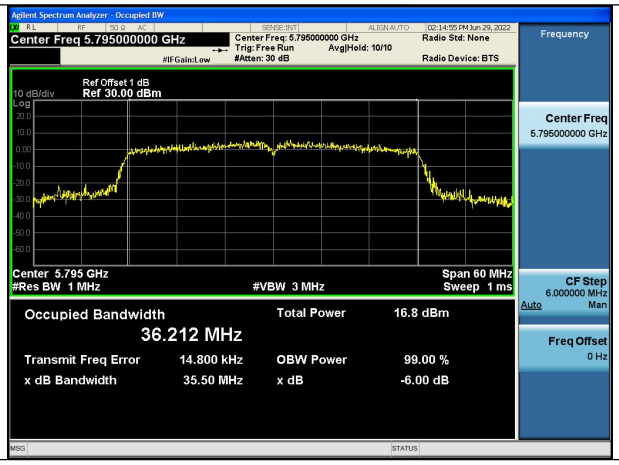

Test Mode:802.11n HT40 5795MHz Chain0

Test Mode: 802.11ac VHT40

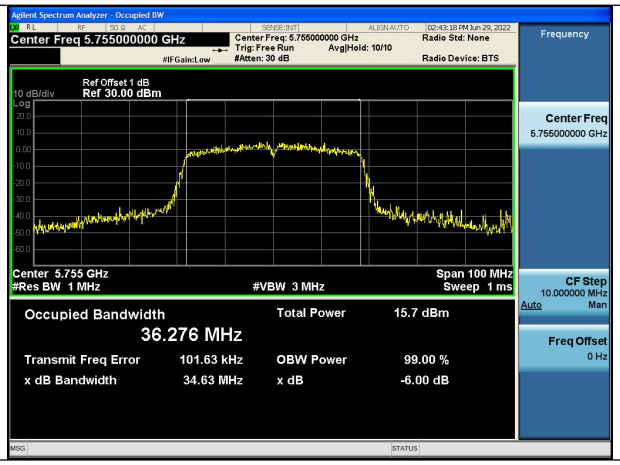

Test Mode:802.11ac VHT40 5755MHz Chain0

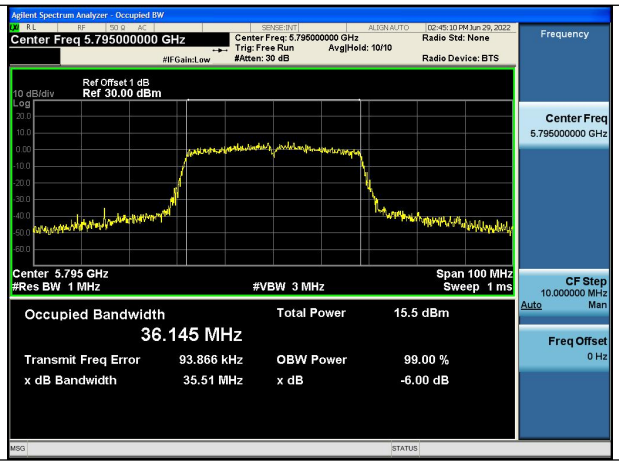

Test Mode:802.11ac VHT40 5795MHz Chain0

Test Mode: 802.11ac VHT80

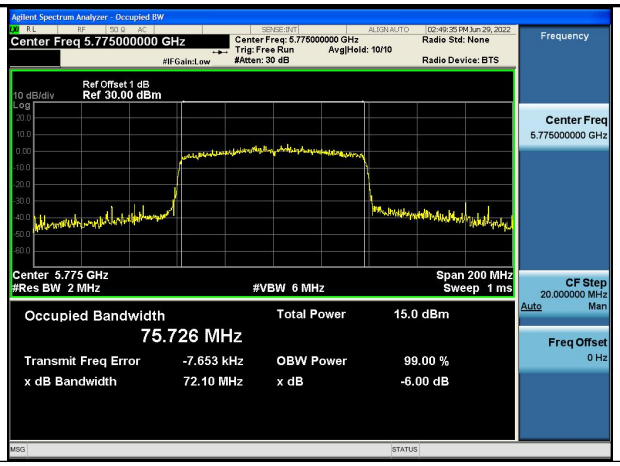

Test Mode:802.11ac VHT80 5775MHz Chain0

6dB Bandwidth

Offset 1dB = Attenuator + Temporary antenna connector loss + Cable loss

Test Mode	Antenna	6dB Bandwidth (MHz)		
		Channel No.667	Channel No.675	Channel No.683
		5745MHz	5785MHz	5825MHz
802.11a	Chain0	15.67	16.37	15.01
802.11n HT20	Chain0	14.80	17.55	12.89
802.11ac VHT20	Chain0	17.30	17.56	15.08

Test Mode	Antenna	6dB Bandwidth (MHz)		
		Channel No.669	---	Channel No.677
		5755MHz	---	5795MHz
802.11n HT40	Chain0	31.38	---	35.07
802.11ac VHT40	Chain0	34.71	---	35.06

Test Mode	Antenna	6dB Bandwidth (MHz)		
		Channel No.673	---	---
		5775MHz	---	---
802.11ac VHT80	Chain0	72.91	---	---

Test Mode: 802.11a

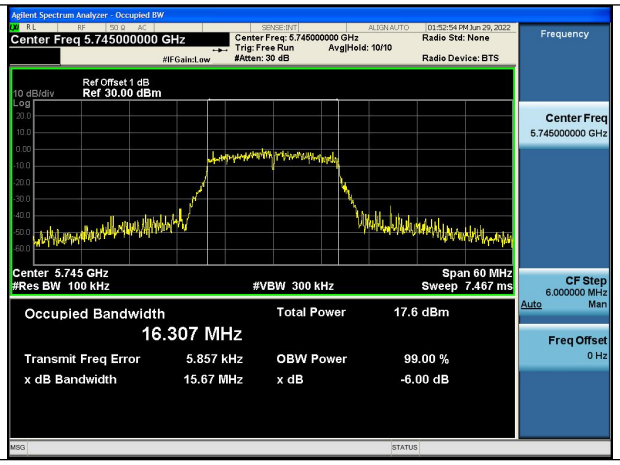

Test Mode:802.11a 5745MHz Chain0

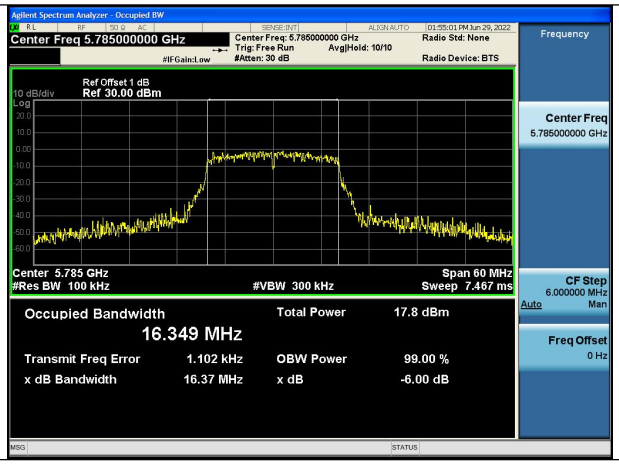

Test Mode:802.11a 5785MHz Chain0

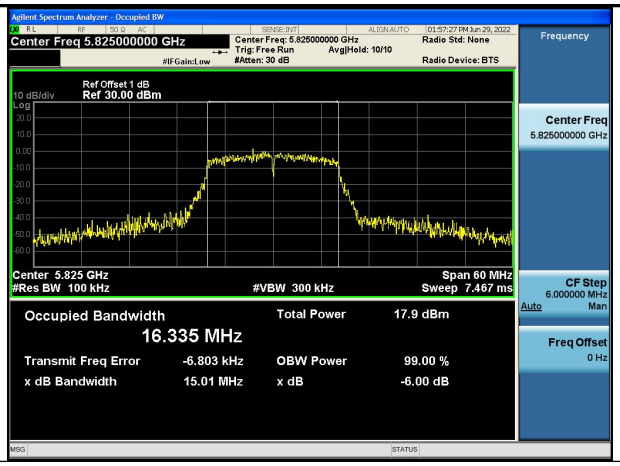

Test Mode:802.11a 5825MHz Chain0

Test Mode: 802.11n HT20

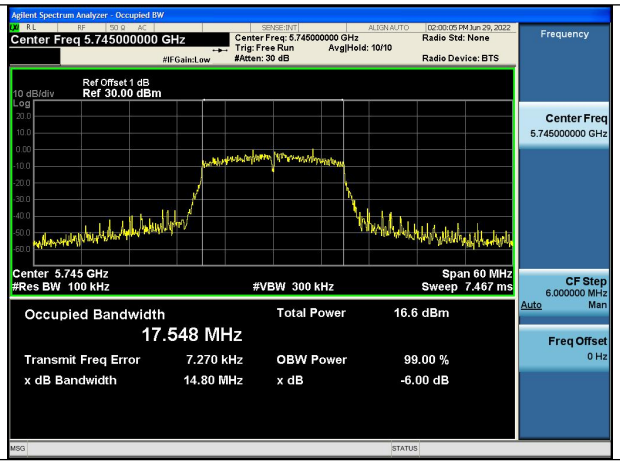

Test Mode:802.11n HT20 5745MHz Chain0

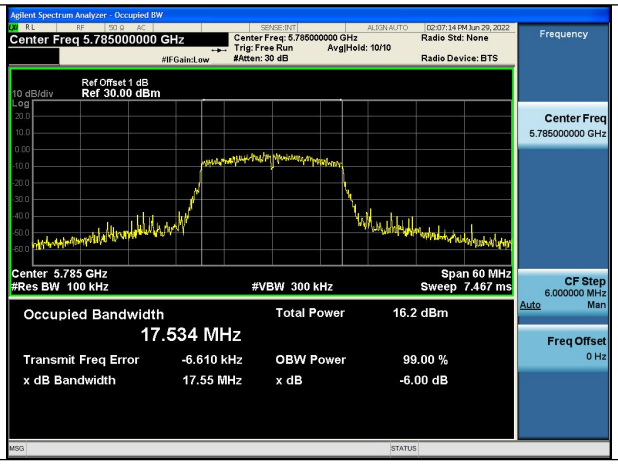

Test Mode:802.11n HT20 5785MHz Chain0

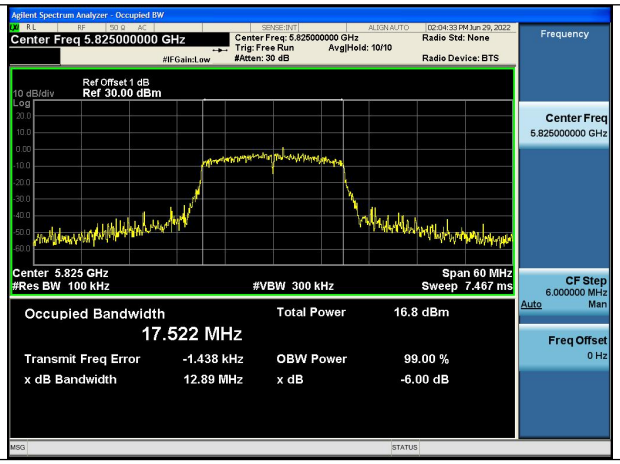

Test Mode:802.11n HT20 5825MHz Chain0

Test Mode: 802.11ac VHT20

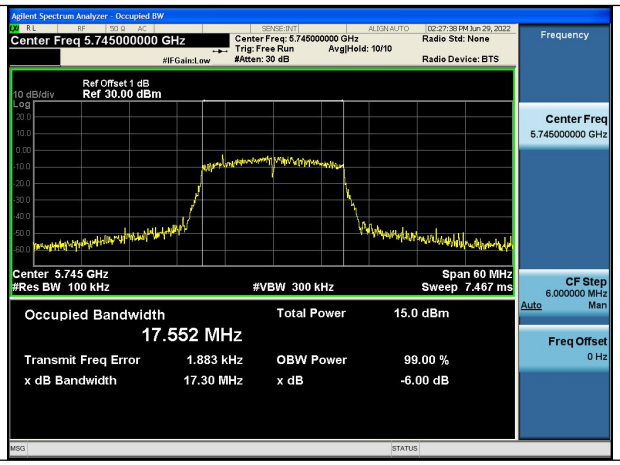

Test Mode:802.11ac VHT20 5745MHz Chain0

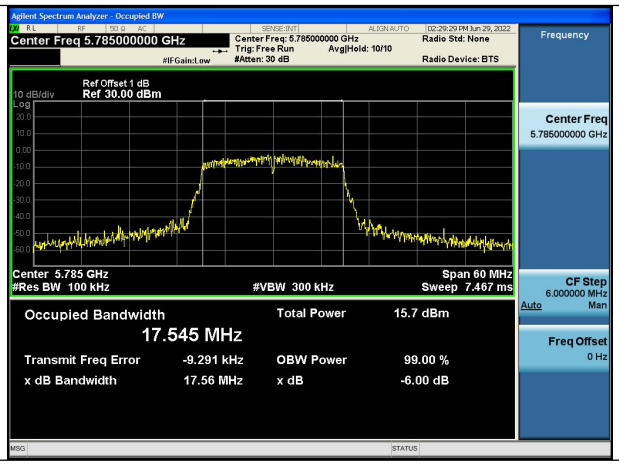

Test Mode:802.11ac VHT20 5785MHz Chain0

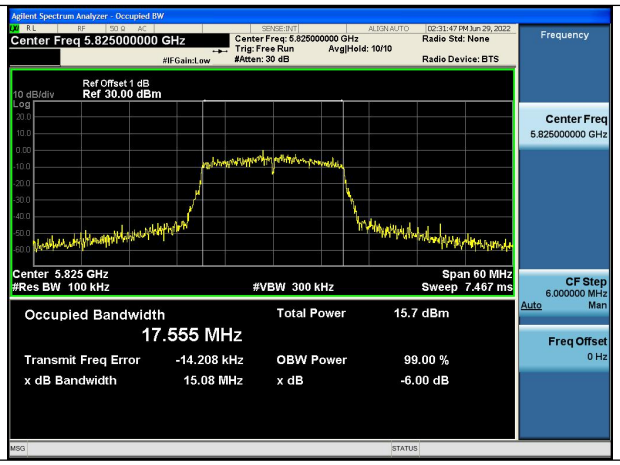

Test Mode:802.11ac VHT20 5825MHz Chain0

Test Mode: 802.11n HT40

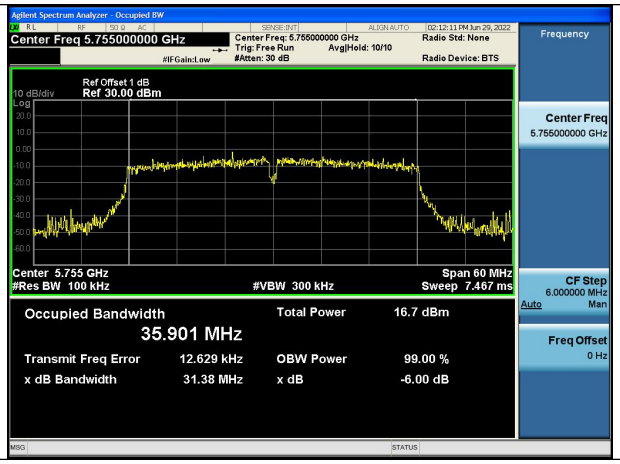

Test Mode:802.11n HT40 5755MHz Chain0

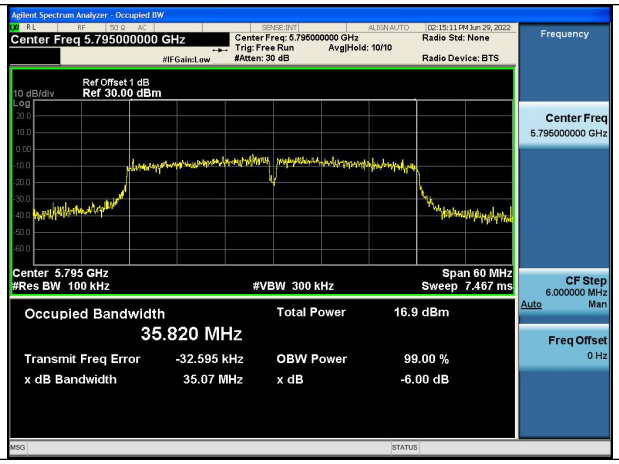

Test Mode:802.11n HT40 5795MHz Chain0

Test Mode: 802.11ac VHT40

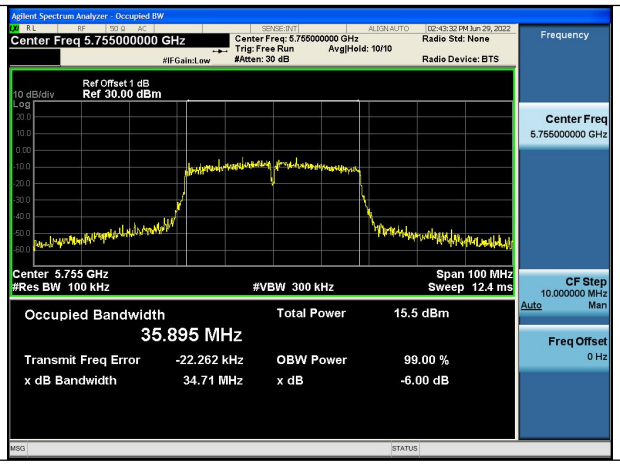

Test Mode:802.11ac VHT40 5755MHz Chain0

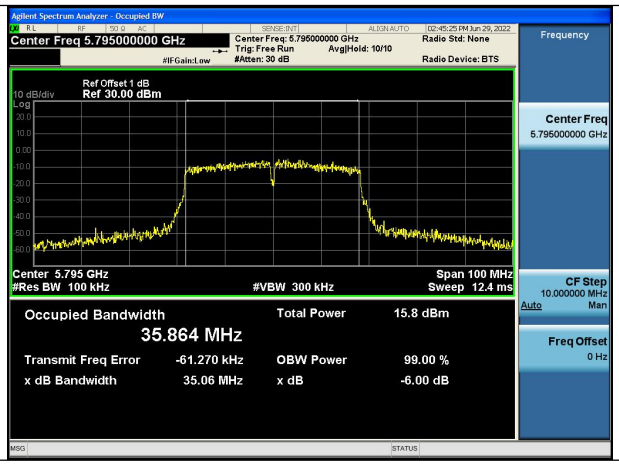

Test Mode:802.11ac VHT40 5795MHz Chain0

Test Mode: 802.11ac VHT80

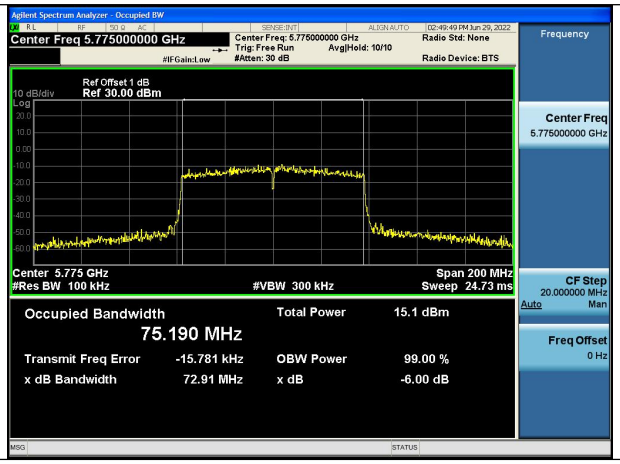

Test Mode:802.11ac VHT80 5775MHz Chain0

Transmitter Power Spectral Density

Offset 1dB = Attenuator + Temporary antenna connector loss + Cable loss

Test Mode	Antenna	Tones	5745MHz		5785MHz		5825MHz	
			Correction Factor(dB)	Power Density (dBm/500KHz)	Correction Factor(dB)	Power Density (dBm/500KHz)	Correction Factor(dB)	Power Density (dBm/500KHz)
802.11a	Chain0	NA	0.12	2.428	0.12	2.719	0.12	2.660
802.11n HT20	Chain0	NA	0.13	1.304	0.13	1.824	0.13	1.282
802.11ac VHT20	Chain0	NA	0.12	-0.427	0.12	0.251	0.12	0.221

Note: As measurement bandwidth of Maximum PSD is specified in 500 kHz, add 10log(500kHz/RBW) to the measured result.