RF TEST REPORT

Applicant	ZTE Corporation
FCC ID	SRQ-Z6750M
Product	5G NR Multi-Mode Mobile Phone
Model	Z6750M
Report No.	R2008A0534-R3V2
Issue Date	October 29, 2020

TA Technology (Shanghai) Co., Ltd. tested the above equipment in accordance with the requirements in **FCC CFR47 Part 2 (2019)/ FCC CFR47 Part 27C (2019)**. The test results show that the equipment tested is capable of demonstrating compliance with the requirements as documented in this report.

Prepared by: Peng Tao	*Approved by: Kai Xu*

TA Technology (Shanghai) Co., Ltd.

No.145, Jintang Rd, Tangzhen Industry Park, Pudong Shanghai, China

TEL: +86-021-50791141/2/3

FAX: +86-021-50791141/2/3-8000

TABLE OF CONTENT

1 Test Laboratory 5
1.1 Notes of the Test Report 5
1.2. Test facility 5
1.3 Testing Location 5
2 General Description of Equipment under Test 6
2.1 Applicant and Manufacturer Information 6
2.2 General information 6
3 Applied Standards 8
4 Test Configuration 9
5 Test Case Results 11
5.1 RF Power Output and Effective Isotropic Radiated Power 11
5.2 Occupied Bandwidth 26
5.3 Band Edge Compliance 68
5.4 Peak-to-Average Power Ratio (PAPR) 115
5.5 Frequency Stability 122
5.6 Spurious Emissions at Antenna Terminals 131
5.7 Radiates Spurious Emission 148
6 Main Test Instruments 162
ANNEX A: The EUT Appearance 163
ANNEX B: Test Setup Photos 164

This report shall not be reproduced except in full, without the written approval of TA Technology (Shanghai) Co., Ltd.

Version	Revision description	Issue Date
Rev.0	/	October 21, 2020
Rev.1	Update data of Band Edge Compliance for CA-66B and CA-66C, Occupied Bandwidth for CA-66B	October 28, 2020
Rev.2	Update description in Chapter 5.1.	October 29, 2020
Note This revised report (Report No.: R2008A0534-R3V2) supersedes and replaces the previously issued report (Report No.: R2008A0534-R3V1). Please discard or destroy the previously issued report and dispose of it accordingly.		

This report shall not be reproduced except in full, without the written approval of TA Technology (Shanghai) Co., Ltd.

Summary of Measurement Results

Number	Test Case	Clause in FCC rules	Verdict
1	RF Power Output and Effective Isotropic Radiated Power	2.1046 27.50(d)(4) /27.50(b)(10) /27.50(c)(10) /27.50(h)(2)	PASS
2	Occupied Bandwidth	2.1049	PASS
3	Band Edge Compliance	27.53(h) /27.53(g) /27.53(f) /27.53(c)	PASS
4	Peak-to-Average Power Ratio	27.50(d)/KDB971168 D01(5.7)	PASS
5	Frequency Stability	2.1055 / 27.54	PASS
6	Spurious Emissions at Antenna Terminals	2.1051 /27.53(h) /27.53(g) /27.53(f) /27.53(c)	PASS
7	Radiates Spurious Emission	2.1053 /27.53(h) /27.53(g) /27.53(f) /27.53(c)	PASS
Date of Testing: August 14, 2020 ~ October 12, 2020			
Date of Sample Receiving: August 14, 2020			
Note: PASS: The EUT complies with the essential requirements in the standard. FAIL: The EUT does not comply with the essential requirements in the standard. All indications of Pass/Fail in this report are opinions expressed by TA Technology (Shanghai) Co., Ltd. based on interpretations and/or observations of test results. Measurement Uncertainties were not taken into account and are published for informational purposes only.			

This report shall not be reproduced except in full, without the written approval of TA Technology (Shanghai) Co., Ltd.

1 Test Laboratory

1.1 Notes of the Test Report

This report shall not be reproduced in full or partial, without the written approval of **TA technology (shanghai) co., Ltd.** The results documented in this report apply only to the tested sample, under the conditions and modes of operation as described herein .Measurement Uncertainties were not taken into account and are published for informational purposes only. This report is written to support regulatory compliance of the applicable standards stated above.

1.2. Test facility

FCC (Designation number: CN1179, Test Firm Registration Number: 446626)

TA Technology (Shanghai) Co., Ltd. has been listed on the US Federal Communications Commission list of test facilities recognized to perform electromagnetic emissions measurements.

A2LA (Certificate Number: 3857.01)

TA Technology (Shanghai) Co., Ltd. has been listed by American Association for Laboratory Accreditation to perform electromagnetic emission measurement.

1.3 Testing Location

Company:	TA Technology (Shanghai) Co., Ltd.
Address:	No.145, Jintang Rd, Tangzhen Industry Park, Pudong Shanghai, China
City:	Shanghai
Post code:	201201
Country:	P. R. China
Contact:	Xu Kai
Telephone:	+86-021-50791141/2/3
Fax:	+86-021-50791141/2/3-8000
Website:	http://www.ta-shanghai.com
E-mail:	xukai@ta-shanghai.com

This report shall not be reproduced except in full, without the written approval of TA Technology (Shanghai) Co., Ltd.

2 General Description of Equipment under Test

2.1 Applicant and Manufacturer Information

Applicant	ZTE Corporation
Applicant address	ZTE Plaza, Keji Road South, Hi-Tech, Industrial Park, Nanshan District, Shenzhen, Guangdong, 518057, P.R.China
Manufacturer	ZTE Corporation
Manufacturer address	ZTE Plaza, Keji Road South, Hi-Tech, Industrial Park, Nanshan District, Shenzhen, Guangdong, 518057, P.R.China

2.2 General information

EUT Description			
Model	Z6750M		
IMEI	865633050021551		
Hardware Version	Z6750MHW1.0		
Software Version	Z6750MV1.0.0B01		
Power Supply	Battery/AC adapter		
Antenna Type	Internal Antenna		
Antenna Gain	LTE Band 4: -0.71dBi LTE Band 12: -2.32dBi LTE Band 13: -1.98dBi LTE Band 66: -0.71dBi		
Test Mode(s)	LTE Band 4; LTE Band 12, LTE Band 13, LTE Band 66, CA-66B, CA-66C;		
Test Modulation	(LTE)QPSK 16QAM 64QAM;		
LTE Category	18		
Maximum E.I.R.P./ E.R.P.	LTE Band 4:	23.75dBm	
	LTE Band 12:	20.17dBm	
	LTE Band 13:	20.58dBm	
	LTE Band 66:	23.81dBm	
	CA-66B:	24.19dBm	
	CA-66C:	24.37dBm	
Rated Power Supply Voltage:	4.0V		
Extreme Voltage	Minimum: 3.5V Maximum: 4.4V		
Extreme Temperature	Lowest: -30°C Highest: +50°C		
Operating Voltage	Minimum: 3.5V Maximum: 4.4V		
Operating Temperature	Lowest: -10°C Highest: +55°C		
Operating Frequency Range(s)	Mode	Tx (MHz)	Rx (MHz)

This report shall not be reproduced except in full, without the written approval of TA Technology (Shanghai) Co., Ltd.

	LTE Band 4	1710 ~ 1755	2110 ~ 2155
	LTE Band 12	699 ~ 716	729 ~ 746
	LTE Band 13	777 ~ 787	746 ~ 756
	LTE Band 66	1710 ~ 1780	2110 ~ 2200
EUT Accessory			
Battery	Manufacturer: COSMX Model: Li3939T44P8h756547		
Adapter 1	Manufacturer: SHENZHEN RUIJING INDUSTRIAL CO LTD Model: STC-A5930A1-Z		
Adapter 2	Manufacturer: Jiangsu Chenyang Electron Co., Ltd. Model: STC-A5930A1-Z		
USB Cable 1	Manufacturer: kingpower-tech Model: USB-TC30-W-100-M		
USB Cable 2	Manufacturer: Luxshare Precision industry Co., Ltd. Model: USB-TC30-W-100-M		
Note: 1. The EUT is sent from the applicant to TA and the information of the EUT is declared by the applicant. 2. There is more than USB cable, each one should be applied throughout the compliance test respectively, and however, only the worst case (USB cable 1) will be recorded in this report.			

This report shall not be reproduced except in full, without the written approval of TA Technology (Shanghai) Co., Ltd.

3 Applied Standards

According to the specifications of the manufacturer, it must comply with the requirements of the following standards:

Test standards:

FCC CFR47 Part 27C (2019)

ANSI C63.26 (2015)

Reference standard:

FCC CFR47 Part 2 (2019)

KDB 971168 D01 Power Meas License Digital Systems v03r01

This report shall not be reproduced except in full, without the written approval of TA Technology (Shanghai) Co., Ltd.

4 Test Configuration

Radiated measurements are performed by rotating the EUT in three different orthogonal test planes. EUT stand-up position (Z axis), lie-down position (X, Y axis). Receiver antenna polarization (horizontal and vertical), the worst emission was found in position (Z axis, vertical polarization) and the worst case was recorded.

All mode and data rates and positions and RB size and modulations were investigated. Subsequently, only the worst case emissions are reported.
The following testing in LTE is set based on the maximum RF Output Power.
The following testing in different Bandwidth is set to detailin the following table:

Test modes are chosen to be reported as the worst case configuration below for LTE Band 4/12/13/66:

Test items	Modes	Bandwidth (MHz)						Modulation		RB			Test Channel		
		1.4	3	5	10	15	20	QPSK	16QAM	1	50%	100%	L	M	H
RF Power Output and Effective Isotropic Radiated Power	LTE 4	O	O	O	O	O	O	O	O	O	O	O	O	O	O
	LTE 12	O	O	O	O	-	-	O	O	O	O	O	O	O	O
	LTE 13	-	-	O	O	-	-	O	O	O	O	O	O	O	O
	LTE 66	O	O	O	O	O	O	O	O	O	O	O	O	O	O
Occupied Bandwidth	LTE 4	O	O	O	O	O	O	O	O	-	-	O	O	O	O
	LTE 12	O	O	O	O	-	-	O	O	-	-	O	O	O	O
	LTE 13	-	-	O	O	-	-	O	O			O	O	O	O
	LTE 66	O	O	O	O	O	O	O	O	-	-	O	O	O	O
Band Edge Compliance	LTE 4	O	O	O	O	O	O	O	O	O	-	O	O	-	O
	LTE 12	O	O	O	O	-	-	O	O	O	-	O	O	-	O
	LTE 13	-	-	O	O	-	-	O	O	O	-	O	O	-	O
	LTE 66	O	O	O	O	O	O	O	O	O	-	O	O	-	O
Peak-to-Average Power Ratio	LTE 4	O	O	O	O	O	O	O	O	-	-	O	O	O	O
	LTE 12	O	O	O	O	-	-	O	O	-	-	O	O	O	O
	LTE 13	-	-	O	O	-	-	O	O	-	-	O	O	O	O
	LTE 66	O	O	O	O	O	O	O	O	-	-	O	O	O	O
Frequency Stability	LTE 4	O	O	O	O	O	O	O	O	O	O	O	O	O	O
	LTE 12	O	O	O	O	-	-	O	O	O	O	O	O	O	O
	LTE 13	-	-	O	O	-	-	O	O	O	O	O	O	O	O
	LTE 66	O	O	O	O	O	O	O	O	O	O	O	O	O	O
Spurious Emissions at	LTE 4	O	O	O	O	O	O	O	-	O	-	-	O	O	O
	LTE 12	O	O	O	O	-	-	O	-	O	-	-	O	O	O

This report shall not be reproduced except in full, without the written approval of TA Technology (Shanghai) Co., Ltd.

Antenna Terminals	LTE 13	-	-	O	O	-	-	O	-	O	-	-	O	O	O
	LTE 66	O	O	O	O	O	O	O	-	O	-	-	O	O	O
Radiates Spurious Emission	LTE 4	O	-	O	-	-	O	O	-	O	-	-	-	O	-
	LTE 12	O	-	O	O	-	-	O	-	O	-	-	-	O	-
	LTE 13	-	-	O	O	-	-	O	-	O	-	-	-	O	-
	LTE 66	O	-	O	-	-	O	O	-	O	-	-	-	O	-
Note	1. The mark “O” means that this configuration is chosen for testing. 2. The mark “-” means that this configuration is not testing.														

This report shall not be reproduced except in full, without the written approval of TA Technology (Shanghai) Co., Ltd.

5 Test Case Results

5.1 RF Power Output and Effective Isotropic Radiated Power

Ambient condition

Temperature	Relative humidity	Pressure
23°C ~25°C	45%~50%	101.5kPa

Methods of Measurement

During the process of the testing, The EUT was connected to the Base Station Simulator with a known loss. The EUT is controlled by the Base Station Simulator test set to ensure max power transmission with proper modulation.

ERP can then be calculated as follows:
EIRP (dBm) = Output Power (dBm) - Losses (dB) + Antenna Gain (dBi)
where:dBd refers to gain relative to an ideal dipole.
EIRP (dBm) = ERP (dBm) + 2.15 (dB.)

Test Setup

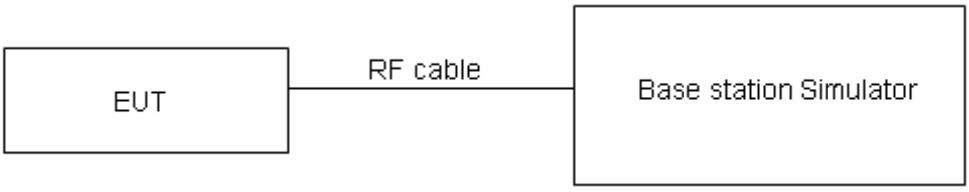

Limits

No specific RF power output requirements in part 2.1046.

Rule Part 27.50(b) (10) specifies that “Portable stations (hand-held devices) transmitting in the 746-757 MHz, 776-788 MHz, and 805-806 MHz bands are limited to 3 watts ERP”
Rule Part 27.50(c) (10) specifies that “Portable stations (hand-held devices) in the 600 MHz uplink band and the 698-746 MHz band, and fixed and mobile stations in the 600 MHz uplink band are limited to 3 watts ERP”
Rule Part 27.50(d) (4) specifies that “Fixed, mobile and portable (hand-held) stations operating in the 1710–1755 MHz band are limited to 1 watt EIRP”

Part 27.50(b)(10)Limit	≤ 3 W (34.77 dBm)
Part 27.50(c)(10)Limit	≤ 3 W (34.77 dBm)
Part 27.50(d)(4)Limit	≤ 1 W (30 dBm)

Measurement Uncertainty

The assessed measurement uncertainty to ensure 95% confidence level for the normal distribution is with the coverage factor k = 2, U=0.4 dB for RF power output, k = 2, U= 1.19 dB for ERP/EIRP.

This report shall not be reproduced except in full, without the written approval of TA Technology (Shanghai) Co., Ltd.

Test Results

LTE Band 4									
Bandwidth	Modulation	RB allocation	offset	Maximum OutputPower(dBm)			EIRP(dBm)		
				Channel/Frequency(MHz)					
				19957/ 1710.7	20175/ 1732.5	20393/ 1754.3	19957/ 1710.7	20175/ 1732.5	20393/ 1754.3
1.4MHz	QPSK	1	0	23.24	24.42	23.32	22.53	23.71	22.61
		1	2	24.24	24.16	23.56	23.53	23.45	22.85
		1	5	23.85	23.72	24.19	23.14	23.01	23.48
		3	0	23.58	24.43	23.20	22.87	23.72	22.49
		3	2	24.43	24.13	23.71	23.72	23.42	23.00
		3	3	24.35	23.25	24.27	23.64	22.54	23.56
		6	0	23.50	23.46	23.02	22.79	22.75	22.31
	16QAM	1	0	23.62	23.69	23.53	22.91	22.98	22.82
		1	2	23.60	23.55	23.22	22.89	22.84	22.51
		1	5	23.44	23.38	23.28	22.73	22.67	22.57
		3	0	23.60	23.49	23.35	22.89	22.78	22.64
		3	2	23.17	23.07	22.88	22.46	22.36	22.17
		3	3	22.60	22.54	22.42	21.89	21.83	21.71
		6	0	22.12	22.06	21.72	21.41	21.35	21.01
	64QAM	1	0	23.62	23.56	23.10	22.91	22.85	22.39
		1	2	23.20	23.15	23.07	22.49	22.44	22.36
		1	5	23.24	23.22	23.02	22.53	22.51	22.31
		3	0	23.42	23.34	23.21	22.71	22.63	22.50
		3	2	23.44	23.36	23.33	22.73	22.65	22.62
		3	3	22.64	22.57	22.39	21.93	21.86	21.68
		6	0	22.15	22.09	21.90	21.44	21.38	21.19
Bandwidth	Modulation	RB allocation	offset	Maximum OutputPower(dBm)			EIRP(dBm)		
				Channel/Frequency(MHz)					
				19965/ 1711.5	20175/ 1732.5	20385/ 1753.5	19965/ 1711.5	20175/ 1732.5	20385/ 1753.5
3MHz	QPSK	1	0	23.26	24.46	23.35	22.55	23.75	22.64
		1	7	24.22	24.19	23.60	23.51	23.48	22.89
		1	14	23.88	23.77	24.23	23.17	23.06	23.52
		8	0	22.68	23.55	22.33	21.97	22.84	21.62
		8	4	23.55	23.23	22.83	22.84	22.52	22.12
		8	7	23.45	22.36	23.37	22.74	21.65	22.66
		15	0	23.50	23.50	23.05	22.79	22.79	22.34
	16QAM	1	0	23.65	23.71	23.56	22.94	23.00	22.85
		1	7	23.63	23.55	23.26	22.92	22.84	22.55
		1	14	23.46	23.42	23.31	22.75	22.71	22.60
		8	0	22.71	22.62	22.47	22.00	21.91	21.76

This report shall not be reproduced except in full, without the written approval of TA Technology (Shanghai) Co., Ltd.

		8	4	22.28	22.20	22.00	21.57	21.49	21.29
		8	7	21.70	21.66	21.55	20.99	20.95	20.84
		15	0	22.15	22.10	21.75	21.44	21.39	21.04
	64QAM	1	0	23.65	23.58	23.13	22.94	22.87	22.42
		1	7	23.23	23.15	23.09	22.52	22.44	22.38
		1	14	23.26	23.21	23.05	22.55	22.50	22.34
		8	0	22.53	22.47	22.33	21.82	21.76	21.62
		8	4	22.55	22.49	22.45	21.84	21.78	21.74
		8	7	21.74	21.69	21.52	21.03	20.98	20.81
		15	0	22.18	22.13	21.93	21.47	21.42	21.22
Bandwidth	Modulation	RB allocation	offset	Maximum OutputPower(dBm)			EIRP(dBm)		
				Channel/Frequency(MHz)					
				19975/ 1712.5	20175 1732.5	20375/ 1752.5	19975/ 1712.5	20175 1732.5	20375/ 1752.5
5MHz	QPSK	1	0	23.23	24.44	23.31	22.52	23.73	22.60
		1	13	24.20	24.15	23.57	23.49	23.44	22.86
		1	24	23.85	23.72	24.19	23.14	23.01	23.48
		12	0	22.65	23.50	22.29	21.94	22.79	21.58
		12	6	23.53	23.19	22.78	22.82	22.48	22.07
		12	13	23.43	22.34	23.33	22.72	21.63	22.62
		25	0	23.50	23.49	23.03	22.79	22.78	22.32
	16QAM	1	0	23.62	23.67	23.53	22.91	22.96	22.82
		1	13	23.60	23.53	23.23	22.89	22.82	22.52
		1	24	23.43	23.40	23.27	22.72	22.69	22.56
		12	0	22.69	22.58	22.44	21.98	21.87	21.73
		12	6	22.25	22.15	21.96	21.54	21.44	21.25
		12	13	21.67	21.61	21.51	20.96	20.90	20.80
		25	0	22.13	22.06	21.70	21.42	21.35	20.99
	64QAM	1	0	23.62	23.58	23.10	22.91	22.87	22.39
		1	13	23.20	23.17	23.06	22.49	22.46	22.35
		1	24	23.27	23.19	23.01	22.56	22.48	22.30
		12	0	22.51	22.43	22.34	21.80	21.72	21.63
		12	6	22.52	22.44	22.41	21.81	21.73	21.70
		12	13	21.71	21.64	21.48	21.00	20.93	20.77
		25	0	22.16	22.09	21.88	21.45	21.38	21.17
Bandwidth	Modulation	RB allocation	offset	Maximum OutputPower(dBm)			EIRP(dBm)		
				Channel/Frequency(MHz)					
				20000/ 1715	20175/ 1732.5	20350/ 1750	20000/ 1715	20175/ 1732.5	20350/ 1750
10MHz	QPSK	1	0	23.25	24.45	23.34	22.54	23.74	22.63
		1	25	24.23	24.20	23.61	23.52	23.49	22.90
		1	49	23.87	23.76	24.22	23.16	23.05	23.51
		25	0	22.68	23.55	22.33	21.97	22.84	21.62

This report shall not be reproduced except in full, without the written approval of TA Technology (Shanghai) Co., Ltd.

		25	13	23.56	23.24	22.82	22.85	22.53	22.11
		25	25	23.45	22.38	23.38	22.74	21.67	22.67
		50	0	23.54	23.51	23.07	22.83	22.80	22.36
	16QAM	1	0	23.64	23.70	23.55	22.93	22.99	22.84
		1	25	23.63	23.57	23.26	22.92	22.86	22.55
		1	49	23.46	23.42	23.30	22.75	22.71	22.59
		25	0	22.72	22.63	22.48	22.01	21.92	21.77
		25	13	22.27	22.19	21.99	21.56	21.48	21.28
		25	25	21.70	21.66	21.55	20.99	20.95	20.84
		50	0	22.16	22.11	21.74	21.45	21.40	21.03
	64QAM	1	0	23.64	23.57	23.12	22.93	22.86	22.41
		1	25	23.23	23.17	23.09	22.52	22.46	22.38
		1	49	23.26	23.21	23.04	22.55	22.50	22.33
		25	0	22.54	22.48	22.34	21.83	21.77	21.63
		25	13	22.54	22.48	22.44	21.83	21.77	21.73
		25	25	21.74	21.69	21.52	21.03	20.98	20.81
		50	0	22.19	22.14	21.92	21.48	21.43	21.21
Bandwidth	Modulation	RB allocation	offset	Maximum OutputPower(dBm)			EIRP(dBm)		
				Channel/Frequency(MHz)					
				20025/ 1717.5	20175/ 1732.5	20325/ 1747.5	20025/ 1717.5	20175/ 1732.5	20325/ 1747.5
15MHz	QPSK	1	0	23.24	24.41	23.32	22.53	23.70	22.61
		1	38	24.21	24.19	23.58	23.50	23.48	22.87
		1	74	23.84	23.71	24.18	23.13	23.00	23.47
		36	0	22.66	23.51	22.30	21.95	22.80	21.59
		36	18	23.53	23.19	22.78	22.82	22.48	22.07
		36	39	23.42	22.35	23.34	22.71	21.64	22.63
		75	0	23.52	23.47	23.02	22.81	22.76	22.31
	16QAM	1	0	23.59	23.68	23.53	22.88	22.97	22.82
		1	38	23.61	23.54	23.24	22.90	22.83	22.53
		1	74	23.43	23.38	23.27	22.72	22.67	22.56
		36	0	22.69	22.61	22.45	21.98	21.90	21.74
		36	18	22.24	22.14	21.95	21.53	21.43	21.24
		36	39	21.68	21.62	21.52	20.97	20.91	20.81
		75	0	22.13	22.06	21.70	21.42	21.35	20.99
	64QAM	1	0	23.59	23.55	23.10	22.88	22.84	22.39
		1	38	23.21	23.14	23.07	22.50	22.43	22.36
		1	74	23.27	23.20	23.05	22.56	22.49	22.34
		36	0	22.53	22.50	22.35	21.82	21.79	21.64
		36	18	22.52	22.45	22.43	21.81	21.74	21.72
		36	39	21.72	21.65	21.49	21.01	20.94	20.78
		75	0	22.16	22.09	21.88	21.45	21.38	21.17
Bandwidth	Modulation	RB	offset	Maximum OutputPower(dBm)			EIRP(dBm)		

This report shall not be reproduced except in full, without the written approval of TA Technology (Shanghai) Co., Ltd.

		allocation		Channel/Frequency(MHz)					
				20050/ 1720	20175/ 1732.5	20300/ 1745	20050/ 1720	20175/ 1732.5	20300/ 1745
20MHz	QPSK	1	0	23.21	24.37	23.29	22.50	23.66	22.58
		1	50	24.20	24.15	23.56	23.49	23.44	22.85
		1	99	23.82	23.70	24.15	23.11	22.99	23.44
		50	0	22.63	23.46	22.26	21.92	22.75	21.55
		50	25	23.51	23.15	22.75	22.80	22.44	22.04
		50	50	23.39	22.30	23.30	22.68	21.59	22.59
		100	0	23.49	23.42	22.98	22.78	22.71	22.27
	16QAM	1	0	23.72	23.64	23.48	23.01	22.93	22.77
		1	50	23.57	23.52	23.20	22.86	22.81	22.49
		1	99	23.41	23.35	23.25	22.70	22.64	22.54
		50	0	22.66	22.57	22.42	21.95	21.86	21.71
		50	25	22.21	22.12	21.92	21.50	21.41	21.21
		50	50	21.65	21.57	21.48	20.94	20.86	20.77
		100	0	22.11	22.02	21.67	21.40	21.31	20.96
	64QAM	1	0	23.57	23.51	23.05	22.86	22.80	22.34
		1	50	23.17	23.12	23.03	22.46	22.41	22.32
		1	99	23.21	23.14	22.99	22.50	22.43	22.28
		50	0	22.48	22.42	22.28	21.77	21.71	21.57
		50	25	22.48	22.41	22.37	21.77	21.70	21.66
		50	50	21.69	21.60	21.45	20.98	20.89	20.74
		100	0	22.14	22.05	21.85	21.43	21.34	21.14

LTE Band 12									
Bandwidth	Modulation	RB allocation	offset	Maximum OutputPower(dBm)			ERP(dBm)		
				Channel/Frequency(MHz)					
				23017/ 699.7	23095/ 707.5	23173/ 715.3	23017/ 699.7	23095/ 707.5	23173/ 715.3
1.4MHz	QPSK	1	0	24.51	24.60	24.59	20.04	20.13	20.12
		1	2	24.55	24.50	24.49	20.08	20.03	20.02
		1	5	24.39	24.44	23.89	19.92	19.97	19.42
		3	0	24.51	24.59	24.50	20.04	20.12	20.03
		3	2	24.46	24.58	24.56	19.99	20.11	20.09
		3	3	24.51	24.51	24.48	20.04	20.04	20.01
		6	0	23.71	23.67	23.61	19.24	19.20	19.14
	16QAM	1	0	23.62	23.70	23.75	19.15	19.23	19.28
		1	2	23.60	23.55	23.56	19.13	19.08	19.09
		1	5	23.77	23.66	23.72	19.30	19.19	19.25
		3	0	23.49	23.37	23.43	19.02	18.90	18.96

This report shall not be reproduced except in full, without the written approval of TA Technology (Shanghai) Co., Ltd.

		3	2	23.47	23.37	23.42	19.00	18.90	18.95
		3	3	23.44	23.34	23.37	18.97	18.87	18.90
		6	0	22.42	22.39	22.41	17.95	17.92	17.94
	64QAM	1	0	23.95	23.92	23.99	19.48	19.45	19.52
		1	2	23.93	23.89	23.96	19.46	19.42	19.49
		1	5	23.95	23.90	23.90	19.48	19.43	19.43
		3	0	23.62	23.49	23.55	19.15	19.02	19.08
		3	2	23.74	23.60	23.68	19.27	19.13	19.21
		3	3	23.65	23.57	23.59	19.18	19.10	19.12
		6	0	22.71	22.65	22.70	18.24	18.18	18.23
Bandwidth	Modulation	RB allocation	offset	Maximum OutputPower(dBm)			ERP(dBm)		
				Channel/Frequency(MHz)					
				23025/ 700.5	23095/ 707.5	23165/ 714.5	23025/ 700.5	23095/ 707.5	23165/ 714.5
3MHz	QPSK	1	0	24.53	24.64	24.62	20.06	20.17	20.15
		1	7	24.53	24.53	24.53	20.06	20.06	20.06
		1	14	24.42	24.49	23.93	19.95	20.02	19.46
		8	0	23.61	23.71	23.63	19.14	19.24	19.16
		8	4	23.58	23.68	23.68	19.11	19.21	19.21
		8	7	23.61	23.62	23.58	19.14	19.15	19.11
		15	0	23.71	23.71	23.64	19.24	19.24	19.17
	16QAM	1	0	23.65	23.72	23.78	19.18	19.25	19.31
		1	7	23.63	23.55	23.60	19.16	19.08	19.13
		1	14	23.79	23.70	23.75	19.32	19.23	19.28
		8	0	22.60	22.50	22.55	18.13	18.03	18.08
		8	4	22.58	22.50	22.54	18.11	18.03	18.07
		8	7	22.54	22.46	22.50	18.07	17.99	18.03
		15	0	22.45	22.43	22.44	17.98	17.96	17.97
	64QAM	1	0	23.97	23.94	23.92	19.50	19.47	19.45
		1	7	23.94	23.89	23.98	19.47	19.42	19.51
		1	14	23.97	23.89	23.93	19.50	19.42	19.46
		8	0	22.73	22.62	22.67	18.26	18.15	18.20
		8	4	22.85	22.73	22.80	18.38	18.26	18.33
		8	7	22.75	22.69	22.72	18.28	18.22	18.25
		15	0	22.74	22.69	22.73	18.27	18.22	18.26
Bandwidth	Modulation	RB allocation	offset	Maximum OutputPower(dBm)			ERP(dBm)		
				Channel/Frequency(MHz)					
				23035/ 701.5	23095/ 707.5	23155/ 713.5	23035/ 701.5	23095/ 707.5	23155/ 713.5
5MHz	QPSK	1	0	24.50	24.62	24.58	20.03	20.15	20.11
		1	13	24.51	24.49	24.50	20.04	20.02	20.03
		1	24	24.39	24.44	23.89	19.92	19.97	19.42
		12	0	23.58	23.66	23.59	19.11	19.19	19.12

This report shall not be reproduced except in full, without the written approval of TA Technology (Shanghai) Co., Ltd.

		12	6	23.56	23.64	23.63	19.09	19.17	19.16
		12	13	23.59	23.60	23.54	19.12	19.13	19.07
		25	0	23.71	23.70	23.62	19.24	19.23	19.15
	16QAM	1	0	23.62	23.68	23.75	19.15	19.21	19.28
		1	13	23.60	23.53	23.57	19.13	19.06	19.10
		1	24	23.76	23.68	23.71	19.29	19.21	19.24
		12	0	22.58	22.46	22.52	18.11	17.99	18.05
		12	6	22.55	22.45	22.50	18.08	17.98	18.03
		12	13	22.51	22.41	22.46	18.04	17.94	17.99
		25	0	22.43	22.39	22.39	17.96	17.92	17.92
	64QAM	1	0	23.96	23.94	23.99	19.49	19.47	19.52
		1	13	23.93	23.91	23.95	19.46	19.44	19.48
		1	24	23.98	23.87	23.89	19.51	19.40	19.42
		12	0	22.71	22.58	22.68	18.24	18.11	18.21
		12	6	22.82	22.68	22.76	18.35	18.21	18.29
		12	13	22.72	22.64	22.68	18.25	18.17	18.21
		25	0	22.72	22.65	22.68	18.25	18.18	18.21
Bandwidth	Modulation	RB allocation	offset	Maximum OutputPower(dBm)			ERP(dBm)		
				Channel/Frequency(MHz)					
				23060/ 704	23095/ 707.5	23130/ 711	23060/ 704	23095/ 707.5	23130/ 711
10MHz	QPSK	1	0	24.48	24.55	24.56	20.01	20.08	20.09
		1	25	24.51	24.49	24.49	20.04	20.02	20.02
		1	49	24.36	24.42	23.85	19.89	19.95	19.38
		25	0	23.56	23.62	23.56	19.09	19.15	19.09
		25	13	23.54	23.60	23.60	19.07	19.13	19.13
		25	25	23.55	23.56	23.51	19.08	19.09	19.04
		50	0	23.70	23.63	23.57	19.23	19.16	19.10
	16QAM	1	0	23.74	23.65	23.70	19.27	19.18	19.23
		1	25	23.57	23.52	23.54	19.10	19.05	19.07
		1	49	23.74	23.63	23.69	19.27	19.16	19.22
		25	0	22.55	22.45	22.50	18.08	17.98	18.03
		25	13	22.51	22.42	22.46	18.04	17.95	17.99
		25	25	22.49	22.37	22.43	18.02	17.90	17.96
		50	0	22.41	22.35	22.36	17.94	17.88	17.89
	64QAM	1	0	23.99	23.87	23.94	19.52	19.40	19.47
		1	25	23.98	23.86	23.92	19.51	19.39	19.45
		1	49	23.92	23.82	23.87	19.45	19.35	19.40
		25	0	22.68	22.57	22.62	18.21	18.10	18.15
		25	13	22.78	22.65	22.72	18.31	18.18	18.25
		25	25	22.70	22.60	22.65	18.23	18.13	18.18
		50	0	22.70	22.61	22.65	18.23	18.14	18.18

This report shall not be reproduced except in full, without the written approval of TA Technology (Shanghai) Co., Ltd.

LTE Band 13									
Bandwidth	Modulation	RB allocation	offset	Maximum OutputPower(dBm)			ERP(dBm)		
				Channel/Frequency(MHz)					
				23205/ 779.5	23230/ 782	23255/ 784.5	23205/ 779.5	23230/ 782	23255/ 784.5
5MHz	QPSK	1	0	24.65	24.61	24.70	20.52	20.48	20.57
		1	13	24.64	24.61	24.66	20.51	20.48	20.53
		1	24	24.65	24.60	24.71	20.52	20.47	20.58
		12	0	23.82	23.77	23.87	19.69	19.64	19.74
		12	6	23.83	23.78	23.87	19.70	19.65	19.74
		12	13	23.90	23.84	23.86	19.77	19.71	19.73
		25	0	23.75	23.70	23.76	19.62	19.57	19.63
	16QAM	1	0	23.89	23.84	23.96	19.76	19.71	19.83
		1	13	23.88	23.82	23.74	19.75	19.69	19.61
		1	24	23.85	23.80	23.90	19.72	19.67	19.77
		12	0	22.64	22.58	22.69	18.51	18.45	18.56
		12	6	22.74	22.68	22.81	18.61	18.55	18.68
		12	13	22.76	22.71	22.81	18.63	18.58	18.68
		25	0	22.69	22.64	22.73	18.56	18.51	18.60
	64QAM	1	0	23.80	23.73	23.88	19.67	19.60	19.75
		1	13	23.86	23.80	23.72	19.73	19.67	19.59
		1	24	23.83	23.81	23.71	19.70	19.68	19.58
		12	0	22.78	22.72	22.83	18.65	18.59	18.70
		12	6	23.00	22.94	22.97	18.87	18.81	18.84
		12	13	22.83	22.78	22.88	18.70	18.65	18.75
		25	0	22.72	22.67	22.76	18.59	18.54	18.63
Bandwidth	Modulation	RB allocation	offset	Maximum OutputPower(dBm)			ERP(dBm)		
				Channel/Frequency(MHz)					
				/	23230/ 782	/	/	23230/ 782	/
10MHz	QPSK	1	0	/	24.59	/	/	20.46	/
		1	25	/	24.61	/	/	20.48	/
		1	49	/	24.57	/	/	20.44	/
		25	0	/	23.75	/	/	19.62	/
		25	13	/	23.76	/	/	19.63	/
		25	25	/	23.80	/	/	19.67	/
		50	0	/	23.69	/	/	19.56	/
	16QAM	1	0	/	23.86	/	/	19.73	/
		1	25	/	23.79	/	/	19.66	/
		1	49	/	23.78	/	/	19.65	/
		25	0	/	22.55	/	/	18.42	/
		25	13	/	22.64	/	/	18.51	/

This report shall not be reproduced except in full, without the written approval of TA Technology (Shanghai) Co., Ltd.

		25	25	/	22.69	/	/	18.56	/
		50	0	/	22.62	/	/	18.49	/
	64QAM	1	0	/	23.98	/	/	19.85	/
		1	25	/	23.87	/	/	19.74	/
		1	49	/	23.85	/	/	19.72	/
		25	0	/	22.69	/	/	18.56	/
		25	13	/	22.90	/	/	18.77	/
		25	25	/	22.76	/	/	18.63	/
		50	0	/	22.65	/	/	18.52	/

LTE Band 66									
Bandwidth	Modulation	RB allocation	offset	Maximum OutputPower(dBm)			EIRP(dBm)		
				Channel/Frequency(MHz)					
				131979/ 1710.7	132322/ 1745	132665/ 1779.3	131979/ 1710.7	132322/ 1745	132665/ 1779.3
1.4MHz	QPSK	1	0	24.20	24.24	24.01	23.49	23.53	23.30
		1	2	24.10	23.84	23.93	23.39	23.13	23.22
		1	5	24.17	23.87	23.89	23.46	23.16	23.18
		3	0	24.42	24.20	24.15	23.71	23.49	23.44
		3	2	24.26	24.22	24.18	23.55	23.51	23.47
		3	3	24.52	24.21	24.21	23.81	23.50	23.50
		6	0	23.46	23.33	23.22	22.75	22.62	22.51
	16QAM	1	0	23.56	23.81	23.38	22.85	23.10	22.67
		1	2	23.54	23.65	23.27	22.83	22.94	22.56
		1	5	23.56	23.64	23.29	22.85	22.93	22.58
		3	0	23.40	23.13	23.15	22.69	22.42	22.44
		3	2	23.39	23.20	23.20	22.68	22.49	22.49
		3	3	23.37	23.21	23.20	22.66	22.50	22.49
		6	0	22.47	22.33	22.26	21.76	21.62	21.55
	64QAM	1	0	23.49	23.39	23.12	22.78	22.68	22.41
		1	2	23.35	23.24	23.02	22.64	22.53	22.31
		1	5	23.50	23.21	22.93	22.79	22.50	22.22
		3	0	23.27	23.19	23.21	22.56	22.48	22.50
		3	2	23.30	23.22	23.24	22.59	22.51	22.53
		3	3	23.29	23.22	23.12	22.58	22.51	22.41
		6	0	22.35	22.28	22.22	21.64	21.57	21.51
Bandwidth	Modulation	RB allocation	offset	Maximum OutputPower(dBm)			EIRP(dBm)		
				Channel/Frequency(MHz)					
				131987/ 1711.5	132322/ 1745	132657/ 1778.5	131987/ 1711.5	132322/ 1745	132657/ 1778.5
3MHz	QPSK	1	0	24.22	24.28	24.04	23.51	23.57	23.33
		1	7	24.08	23.87	23.97	23.37	23.16	23.26

This report shall not be reproduced except in full, without the written approval of TA Technology (Shanghai) Co., Ltd.

		1	14	24.20	23.92	23.93	23.49	23.21	23.22
		8	0	23.52	23.32	23.28	22.81	22.61	22.57
		8	4	23.38	23.32	23.30	22.67	22.61	22.59
		8	7	23.62	23.32	23.31	22.91	22.61	22.60
		15	0	23.46	23.37	23.25	22.75	22.66	22.54
	16QAM	1	0	23.59	23.83	23.41	22.88	23.12	22.70
		1	7	23.57	23.65	23.31	22.86	22.94	22.60
		1	14	23.58	23.68	23.32	22.87	22.97	22.61
		8	0	22.51	22.26	22.27	21.80	21.55	21.56
		8	4	22.50	22.33	22.32	21.79	21.62	21.61
		8	7	22.47	22.33	22.33	21.76	21.62	21.62
		15	0	22.50	22.37	22.29	21.79	21.66	21.58
	64QAM	1	0	23.52	23.41	23.15	22.81	22.70	22.44
		1	7	23.38	23.24	23.04	22.67	22.53	22.33
		1	14	23.52	23.20	22.96	22.81	22.49	22.25
		8	0	22.38	22.32	22.33	21.67	21.61	21.62
		8	4	22.41	22.35	22.36	21.70	21.64	21.65
		8	7	22.39	22.34	22.25	21.68	21.63	21.54
		15	0	22.38	22.32	22.25	21.67	21.61	21.54
Bandwidth	Modulation	RB allocation	offset	Maximum OutputPower(dBm)			EIRP(dBm)		
				Channel/Frequency(MHz)					
				131997 /1712.5	132322/1 745	132647/1 777.5	131997 /1712.5	132322/1 745	132647/1 777.5
5MHz	QPSK	1	0	24.19	24.26	24.00	23.48	23.55	23.29
		1	13	24.06	23.83	23.94	23.35	23.12	23.23
		1	24	24.17	23.87	23.89	23.46	23.16	23.18
		12	0	23.49	23.27	23.24	22.78	22.56	22.53
		12	6	23.36	23.28	23.25	22.65	22.57	22.54
		12	13	23.60	23.30	23.27	22.89	22.59	22.56
		25	0	23.46	23.36	23.23	22.75	22.65	22.52
	16QAM	1	0	23.56	23.79	23.38	22.85	23.08	22.67
		1	13	23.54	23.63	23.28	22.83	22.92	22.57
		1	24	23.55	23.66	23.28	22.84	22.95	22.57
		12	0	22.49	22.22	22.24	21.78	21.51	21.53
		12	6	22.47	22.28	22.28	21.76	21.57	21.57
		12	13	22.44	22.28	22.29	21.73	21.57	21.58
		25	0	22.48	22.33	22.24	21.77	21.62	21.53
	64QAM	1	0	23.49	23.41	23.12	22.78	22.70	22.41
		1	13	23.35	23.26	23.01	22.64	22.55	22.30
		1	24	23.53	23.18	22.92	22.82	22.47	22.21
		12	0	22.36	22.28	22.34	21.65	21.57	21.63
		12	6	22.38	22.30	22.32	21.67	21.59	21.61
		12	13	22.36	22.29	22.21	21.65	21.58	21.50

This report shall not be reproduced except in full, without the written approval of TA Technology (Shanghai) Co., Ltd.

		25	0	22.36	22.28	22.20	21.65	21.57	21.49
Bandwidth	Modulation	RB allocation	offset	Maximum OutputPower(dBm)			EIRP(dBm)		
				Channel/Frequency(MHz)					
				132022/ 1715	132322/ 1745	132622/ 1775	132022/ 1715	132322/ 1745	132622/ 1775
10MHz	QPSK	1	0	24.21	24.27	24.03	23.50	23.56	23.32
		1	25	24.09	23.88	23.98	23.38	23.17	23.27
		1	49	24.19	23.91	23.92	23.48	23.20	23.21
		25	0	23.52	23.32	23.28	22.81	22.61	22.57
		25	13	23.39	23.33	23.29	22.68	22.62	22.58
		25	25	23.62	23.34	23.32	22.91	22.63	22.61
		50	0	23.50	23.38	23.27	22.79	22.67	22.56
	16QAM	1	0	23.58	23.82	23.40	22.87	23.11	22.69
		1	25	23.57	23.67	23.31	22.86	22.96	22.60
		1	49	23.58	23.68	23.31	22.87	22.97	22.60
		25	0	22.52	22.27	22.28	21.81	21.56	21.57
		25	13	22.49	22.32	22.31	21.78	21.61	21.60
		25	25	22.47	22.33	22.33	21.76	21.62	21.62
		50	0	22.51	22.38	22.28	21.80	21.67	21.57
	64QAM	1	0	23.51	23.40	23.14	22.80	22.69	22.43
		1	25	23.38	23.26	23.04	22.67	22.55	22.33
		1	49	23.52	23.20	22.95	22.81	22.49	22.24
		25	0	22.39	22.33	22.34	21.68	21.62	21.63
		25	13	22.40	22.34	22.35	21.69	21.63	21.64
		25	25	22.39	22.34	22.25	21.68	21.63	21.54
		50	0	22.39	22.33	22.24	21.68	21.62	21.53
Bandwidth	Modulation	RB allocation	offset	Maximum OutputPower(dBm)			EIRP(dBm)		
				Channel/Frequency(MHz)					
				132047/ 1717.5	132322/ 1745	132597/ 1772.5	132047/ 1717.5	132322/ 1745	132597/ 1772.5
15MHz	QPSK	1	0	24.20	24.23	24.01	23.49	23.52	23.30
		1	38	24.07	23.87	23.95	23.36	23.16	23.24
		1	74	24.16	23.86	23.88	23.45	23.15	23.17
		36	0	23.50	23.28	23.25	22.79	22.57	22.54
		36	18	23.36	23.28	23.25	22.65	22.57	22.54
		36	39	23.59	23.31	23.28	22.88	22.60	22.57
		75	0	23.48	23.34	23.22	22.77	22.63	22.51
	16QAM	1	0	23.53	23.80	23.38	22.82	23.09	22.67
		1	38	23.55	23.64	23.29	22.84	22.93	22.58
		1	74	23.55	23.64	23.28	22.84	22.93	22.57
		36	0	22.49	22.25	22.25	21.78	21.54	21.54
		36	18	22.46	22.27	22.27	21.75	21.56	21.56
		36	39	22.45	22.29	22.30	21.74	21.58	21.59

This report shall not be reproduced except in full, without the written approval of TA Technology (Shanghai) Co., Ltd.

		75	0	22.48	22.33	22.24	21.77	21.62	21.53
	64QAM	1	0	23.46	23.38	23.12	22.75	22.67	22.41
		1	38	23.36	23.23	23.02	22.65	22.52	22.31
		1	74	23.53	23.19	22.96	22.82	22.48	22.25
		36	0	22.38	22.35	22.35	21.67	21.64	21.64
		36	18	22.38	22.31	22.34	21.67	21.60	21.63
		36	39	22.37	22.30	22.22	21.66	21.59	21.51
		75	0	22.36	22.28	22.20	21.65	21.57	21.49
Bandwidth	Modulation	RB allocation	offset	Maximum OutputPower(dBm)			EIRP(dBm)		
				Channel/Frequency(MHz)					
				132072/ 1720	132322/ 1745	132572/ 1770	132072/ 1720	132322/ 1745	132572/ 1770
20MHz	QPSK	1	0	24.17	24.19	23.98	23.46	23.48	23.27
		1	50	24.06	23.83	23.93	23.35	23.12	23.22
		1	99	24.14	23.85	23.85	23.43	23.14	23.14
		50	0	23.47	23.23	23.21	22.76	22.52	22.50
		50	25	23.34	23.24	23.22	22.63	22.53	22.51
		50	50	23.56	23.26	23.24	22.85	22.55	22.53
		100	0	23.45	23.29	23.18	22.74	22.58	22.47
	16QAM	1	0	23.66	23.76	23.33	22.95	23.05	22.62
		1	50	23.51	23.62	23.25	22.80	22.91	22.54
		1	99	23.53	23.61	23.26	22.82	22.90	22.55
		50	0	22.46	22.21	22.22	21.75	21.50	21.51
		50	25	22.43	22.25	22.24	21.72	21.54	21.53
		50	50	22.42	22.24	22.26	21.71	21.53	21.55
		100	0	22.46	22.29	22.21	21.75	21.58	21.50
	64QAM	1	0	23.44	23.34	23.07	22.73	22.63	22.36
		1	50	23.32	23.21	22.98	22.61	22.50	22.27
		1	99	23.47	23.13	22.90	22.76	22.42	22.19
		50	0	22.33	22.27	22.28	21.62	21.56	21.57
		50	25	22.34	22.27	22.28	21.63	21.56	21.57
		50	50	22.34	22.25	22.18	21.63	21.54	21.47
		100	0	22.34	22.24	22.17	21.63	21.53	21.46

CA_66B	PCC	SCC	PCC RB		SCC1 RB		Maximum OutputPower(dBm)			EIRP(dBm)		
	Frequency (MHz)	Frequency (MHz)	Size	Offset	Size	Offset	QPSK	16QAM	64QAM	QPSK	16QAM	64QAM
5MHz+5MHz	1712.5	1717.3	1	24	1	0	24.46	23.70	23.58	23.75	22.99	22.87
			25	0	25	0	22.19	21.20	21.15	21.48	20.49	20.44
	1752.6	1757.4	1	24	1	0	24.82	24.14	23.88	24.11	23.43	23.17
			25	0	25	0	22.24	21.28	21.21	21.53	20.57	20.50

This report shall not be reproduced except in full, without the written approval of TA Technology (Shanghai) Co., Ltd.

	1772.7	1777.5	1	24	1	0	24.78	24.10	23.85	24.07	23.39	23.14
			25	0	25	0	22.19	21.26	21.20	21.48	20.55	20.49
5MHz+10MHz	1712.8	1720	1	24	1	0	24.54	23.88	23.62	23.83	23.17	22.91
			25	0	50	0	22.10	21.15	21.10	21.39	20.44	20.39
	1750.3	1757.5	1	24	1	0	24.72	23.89	23.74	24.01	23.18	23.03
			25	0	50	0	22.15	21.22	21.14	21.44	20.51	20.43
	1767.8	1775	1	24	1	0	24.67	23.93	23.72	23.96	23.22	23.01
			25	0	50	0	22.15	21.21	21.14	21.44	20.50	20.43
10MHz+5MHz	1715	1722.2	1	49	1	0	24.77	23.78	23.73	24.06	23.07	23.02
			50	0	25	0	22.26	21.32	21.29	21.55	20.61	20.58
	1752.5	1759.7	1	49	1	0	24.88	23.91	23.79	24.17	23.20	23.08
			50	0	25	0	22.37	21.40	21.39	21.66	20.69	20.68
	1770	1777.2	1	49	1	0	24.80	23.85	23.77	24.09	23.14	23.06
			50	0	25	0	22.38	21.38	21.36	21.67	20.67	20.65
5MHz+15MHz	1713	1722.3	1	24	1	0	24.54	23.71	23.55	23.83	23.00	22.84
			25	0	75	0	22.08	21.17	21.10	21.37	20.46	20.39
	1748.1	1757.4	1	24	1	0	24.78	24.05	23.80	24.07	23.34	23.09
			25	0	75	0	22.20	21.28	21.20	21.49	20.57	20.49
	1763.2	1772.5	1	24	1	0	24.76	24.06	23.80	24.05	23.35	23.09
			25	0	75	0	22.18	21.25	21.16	21.47	20.54	20.45
15MHz+5MHz	1717.5	1726.8	1	74	1	0	24.89	24.28	23.82	24.18	23.57	23.11
			75	0	25	0	22.38	21.42	21.35	21.67	20.71	20.64
	1752.6	1761.9	1	74	1	0	24.89	24.26	23.90	24.18	23.55	23.19
			75	0	25	0	22.48	21.49	21.48	21.77	20.78	20.77
	1767.7	1777	1	74	1	0	24.90	24.29	23.85	24.19	23.58	23.14
			75	0	25	0	22.46	21.50	21.48	21.75	20.79	20.77
10MHz+10MHz	1715	1724.9	1	49	1	0	24.75	23.80	23.74	24.04	23.09	23.03
			50	0	50	0	22.14	21.18	21.14	21.43	20.47	20.43
	1750.1	1760	1	49	1	0	24.77	23.86	23.78	24.06	23.15	23.07
			50	0	50	0	22.23	21.25	21.22	21.52	20.54	20.51
	1765.1	1775	1	49	1	0	24.77	23.78	23.77	24.06	23.07	23.06
			50	0	50	0	22.18	21.22	21.19	21.47	20.51	20.48

CA_66C	PCC	SCC	PCC RB		SCC1 RB		Maximum OutputPower(dBm)			EIRP(dBm)		
	Frequency (MHz)	Frequency (MHz)	Size	Offset	Size	Offset	QPSK	16QAM	64QAM	QPSK	16QAM	64QAM
10MHz+15MHz	1715.3	1727.3	1	49	1	0	24.79	24.06	23.84	24.08	23.35	23.13
			50	0	75	0	22.28	21.30	21.24	21.57	20.59	20.53
	1747.9	1759.9	1	49	1	0	24.95	24.02	23.98	24.24	23.31	23.27
			50	0	75	0	22.42	21.48	21.42	21.71	20.77	20.71
	1760.5	1772.5	1	49	1	0	24.98	23.99	23.87	24.27	23.28	23.16

This report shall not be reproduced except in full, without the written approval of TA Technology (Shanghai) Co., Ltd.

			50	0	75	0	22.43	21.45	21.40	21.72	20.74	20.69
15MHz+10MHz	1717.5	1729.5	1	74	1	0	24.92	24.35	23.95	24.21	23.64	23.24
			75	0	50	0	22.38	21.40	21.33	21.67	20.69	20.62
	1750.1	1762.1	1	74	1	0	24.95	24.40	23.97	24.24	23.69	23.26
			75	0	50	0	22.45	21.45	21.41	21.74	20.74	20.70
	1762.7	1774.7	1	74	1	0	24.97	24.48	24.02	24.26	23.77	23.31
			75	0	50	0	22.46	21.53	21.48	21.75	20.82	20.77
10MHz+20MHz	1715.5	1729.9	1	49	1	0	25.02	23.98	23.89	24.31	23.27	23.18
			50	0	100	0	22.40	21.42	21.36	21.69	20.71	20.65
	1745.6	1760	1	49	1	0	25.06	24.08	23.99	24.35	23.37	23.28
			50	0	100	0	22.48	21.52	21.40	21.77	20.81	20.69
	1755.6	1770	1	49	1	0	25.04	24.10	24.04	24.33	23.39	23.33
			50	0	100	0	22.48	21.55	21.52	21.77	20.84	20.81
20MHz+10MHz	1720	1734.4	1	99	1	0	24.99	24.60	24.02	24.28	23.89	23.31
			100	0	50	0	22.53	21.56	21.42	21.82	20.85	20.71
	1750.1	1764.5	1	99	1	0	24.97	24.60	24.03	24.26	23.89	23.32
			100	0	50	0	22.55	21.58	21.51	21.84	20.87	20.80
	1760.1	1774.5	1	99	1	0	25.00	24.57	24.10	24.29	23.86	23.39
			100	0	50	0	22.63	21.68	21.63	21.92	20.97	20.92
15MHz+15MHz	1717.5	1732.5	1	74	1	0	24.80	24.26	23.82	24.09	23.55	23.11
			75	0	75	0	22.35	21.38	21.36	21.64	20.67	20.65
	1747.5	1762.5	1	74	1	0	24.85	24.33	23.88	24.14	23.62	23.17
			75	0	75	0	22.44	21.48	21.42	21.73	20.77	20.71
	1757.5	1772.5	1	74	1	0	24.84	24.38	23.90	24.13	23.67	23.19
			75	0	75	0	22.51	21.51	21.48	21.80	20.80	20.77
15MHz+20MHz	1717.8	1734.9	1	74	1	0	24.91	24.34	23.96	24.20	23.63	23.25
			75	0	100	0	22.31	21.50	21.41	21.60	20.79	20.70
	1745.3	1762.4	1	74	1	0	24.95	24.39	24.00	24.24	23.68	23.29
			75	0	100	0	22.48	21.53	21.50	21.77	20.82	20.79
	1752.9	1770	1	74	1	0	24.95	24.37	24.01	24.24	23.66	23.30
			75	0	100	0	22.46	21.53	21.54	21.75	20.82	20.83
20MHz+15MHz	1720	1737.1	1	99	1	0	25.02	24.57	24.04	24.31	23.86	23.33
			100	0	75	0	22.45	21.53	21.41	21.74	20.82	20.70
	1747.6	1764.7	1	99	1	0	25.05	24.63	24.10	24.34	23.92	23.39
			100	0	75	0	22.53	21.58	21.55	21.82	20.87	20.84
	1755.1	1772.2	1	99	1	0	25.02	24.61	24.07	24.31	23.90	23.36
			100	0	75	0	22.58	21.61	21.58	21.87	20.90	20.87
20MHz+5MHz	1720	1731.7	1	99	1	0	25.08	24.66	24.12	24.37	23.95	23.41
			100	0	25	0	22.78	21.80	21.78	22.07	21.09	21.07
	1752.5	1764.2	1	99	1	0	25.06	24.65	24.10	24.35	23.94	23.39
			100	0	25	0	22.90	21.89	21.84	22.19	21.18	21.13
	1765	1776.7	1	99	1	0	24.13	23.73	23.27	23.42	23.02	22.56
			100	0	25	0	22.75	21.90	21.81	22.04	21.19	21.10

This report shall not be reproduced except in full, without the written approval of TA Technology (Shanghai) Co., Ltd.

5MHz+20MHz	1713.3	1725	1	24	1	0	24.36	23.61	23.47	23.65	22.90	22.76
			25	0	100	0	22.30	21.40	21.37	21.59	20.69	20.66
	1745.8	1757.5	1	24	1	0	24.90	24.18	23.98	24.19	23.47	23.27
			25	0	100	0	22.49	21.52	21.45	21.78	20.81	20.74
	1758.3	1770	1	24	1	0	24.97	24.22	24.01	24.26	23.51	23.30
			25	0	100	0	22.46	21.52	21.46	21.75	20.81	20.75
20MHz+20MHz	1720	1739.8	1	99	1	0	24.96	24.54	24.02	24.25	23.83	23.31
			1	0	1	99	15.88	16.48	15.88	15.17	15.77	15.17
			100	0	100	0	22.48	21.50	21.46	21.77	20.79	20.75
	1745.1	1764.9	1	99	1	0	25.00	24.62	24.07	24.29	23.91	23.36
			1	0	1	99	15.95	16.54	15.92	15.24	15.83	15.21
			100	0	100	0	22.50	21.58	21.53	21.79	20.87	20.82
	1750.2	1770	1	99	1	0	24.98	24.58	24.03	24.27	23.87	23.32
			1	0	1	99	15.96	16.60	15.94	15.25	15.89	15.23
			100	0	100	0	22.51	21.61	21.55	21.80	20.90	20.84

This report shall not be reproduced except in full, without the written approval of TA Technology (Shanghai) Co., Ltd.

5.2 Occupied Bandwidth

Ambient condition

Temperature	Relative humidity	Pressure
23°C ~25°C	45%~50%	101.5kPa

Method of Measurement

The EUT was connected to Spectrum Analyzer and Base Station Simulator via power Splitter. The occupied bandwidth is measured using spectrum analyzer.
RBW is set to 30 kHz, VBW is set to 91 kHz for LTE Band 4/12/66 (1.4MHz).
RBW is set to 62 kHz, VBW is set to 180 kHz for LTE Band 4/12/66 (3MHz).
RBW is set to 100 kHz, VBW is set to 300 kHz for LTE Band 4/12/13/66 (5MHz).
RBW is set to 200 kHz, VBW is set to 620kHz for LTE Band 4/12/13/66 (10MHz).
RBW is set to 300 kHz, VBW is set to 910kHz for LTE Band 4/66 (15MHz).
RBW is set to 430 kHz, VBW is set to 1.2MHz for LTE Band 4/66 (20MHz).
RBW is set to 200 kHz, VBW is set to 620kHz for CA_66B(5MHz+5MHz).
RBW is set to 300 kHz, VBW is set to 910kHz for CA_66B(5MHz+10MHz, 10MHz+5MHz).
RBW is set to 390 kHz, VBW is set to 1.2MHz for CA_66B(5MHz+15MHz, 10MHz+10MHz, 15MHz+5MHz).
RBW is set to 1Mz, VBW is set to 3MHz for CA_66C.
99% power and -26dBc occupied bandwidths are recorded. Spectrum analyzer plots are included on the following pages.

Test Setup

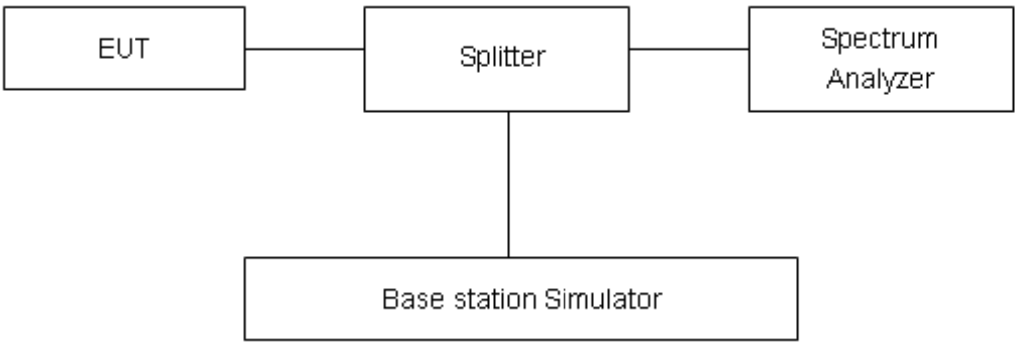

Limits

No specific occupied bandwidth requirements in part 2.1049.

Measurement Uncertainty

The assessed measurement uncertainty to ensure 95% confidence level for the normal distribution is with the coverage factor k = 2, U=624Hz.

This report shall not be reproduced except in full, without the written approval of TA Technology (Shanghai) Co., Ltd.

Test Result

LTE Band 4						
RB	Modulation	Bandwidth (MHz)	Channel	Frequency (MHz)	99% Power Bandwidth(MHz)	-26dBc Bandwidth(MHz)
100%	QPSK	1.4	19957	1710.7	1.0919	1.235
			20175	1732.5	1.0933	1.243
			20393	1754.3	1.0962	1.233
		3	19965	1711.5	2.6970	3.011
			20175	1732.5	2.7045	2.990
			20385	1753.5	2.7051	2.994
		5	19975	1712.5	4.5095	4.966
			20175	1732.5	4.5271	4.963
			20375	1752.5	4.5007	4.939
		10	20000	1715	8.9740	9.798
			20175	1732.5	8.9842	9.698
			20350	1750	8.9693	9.803
		15	20025	1717.5	13.4820	14.590
			20175	1732.5	13.4560	14.580
			20325	1747.5	13.4860	14.690
		20	20050	1720	17.9830	19.200
			20175	1732.5	17.9380	19.250
			20300	1745	17.9340	19.440
	16QAM	1.4	19957	1710.7	1.0982	1.236
			20175	1732.5	1.0891	1.239
			20393	1754.3	1.0911	1.227
		3	19965	1711.5	2.6966	3.046
			20175	1732.5	2.6966	3.018
			20385	1753.5	2.7032	3.008
		5	19975	1712.5	4.4994	4.917
			20175	1732.5	4.5216	4.939
			20375	1752.5	4.5321	4.970
		10	20000	1715	8.9789	9.644
			20175	1732.5	8.9696	9.684
			20350	1750	8.9862	9.649
		15	20025	1717.5	13.4900	14.640
			20175	1732.5	13.4540	14.540
			20325	1747.5	13.4720	14.620
		20	20050	1720	17.9560	19.320
			20175	1732.5	17.9490	19.460
			20300	1745	18.0200	19.310

This report shall not be reproduced except in full, without the written approval of TA Technology (Shanghai) Co., Ltd.

	64QAM	1.4	19957	1710.7	1.0980	1.241
			20175	1732.5	1.0914	1.248
			20393	1754.3	1.0902	1.225
		3	19965	1711.5	2.7108	3.043
			20175	1732.5	2.6971	2.956
			20385	1753.5	2.7067	2.994
		5	19975	1712.5	4.5058	4.916
			20175	1732.5	4.5214	4.942
			20375	1752.5	4.5199	4.936
		10	20000	1715	8.9802	9.834
			20175	1732.5	8.9817	9.752
			20350	1750	8.9696	9.743
		15	20025	1717.5	13.4740	14.560
			20175	1732.5	13.4570	14.610
			20325	1747.5	13.5190	14.660
		20	20050	1720	17.9730	19.250
			20175	1732.5	17.9610	19.200
			20300	1745	17.9380	19.350

LTE Band 12						
RB	Modulation	Bandwidth (MHz)	Channel	Frequency (MHz)	99% Power Bandwidth(MHz)	-26dBc Bandwidth(MHz)
100%	QPSK	1.4	23017	699.7	1.1000	1.228
			23095	707.5	1.0955	1.239
			23173	715.3	1.0900	1.240
		3	23025	700.5	2.6956	3.023
			23095	707.5	2.6971	2.975
			23165	714.5	2.7062	2.974
		5	23035	701.5	4.5008	4.913
			23095	707.5	4.5145	5.004
			23155	713.5	4.4926	4.916
		10	23060	704	8.9932	9.851
			23095	707.5	8.9812	9.798
			23130	711	8.9687	9.702
	16QAM	1.4	23017	699.7	1.0944	1.236
			23095	707.5	1.0944	1.240
			23173	715.3	1.0884	1.218
		3	23025	700.5	2.6972	2.971
			23095	707.5	2.7018	3.011
			23165	714.5	2.7008	3.027

This report shall not be reproduced except in full, without the written approval of TA Technology (Shanghai) Co., Ltd.

		5	23035	701.5	4.5155	4.949
			23095	707.5	4.5241	4.946
			23155	713.5	4.4993	4.858
		10	23060	704	8.9761	9.733
			23095	707.5	8.9920	9.744
			23130	711	8.9469	9.689
	64QAM	1.4	23017	699.7	1.0895	1.234
			23095	707.5	1.0939	1.228
			23173	715.3	1.0876	1.220
		3	23025	700.5	2.6977	2.977
			23095	707.5	2.7065	3.005
			23165	714.5	2.6962	3.023
		5	23035	701.5	4.5025	4.896
			23095	707.5	4.5065	4.902
			23155	713.5	4.5088	4.920
		10	23060	704	8.9702	9.665
			23095	707.5	8.9932	9.667
			23130	711	8.9508	9.803

LTE Band 13						
RB	**Modulation**	**Bandwidth (MHz)**	**Channel**	**Frequency (MHz)**	**99% Power Bandwidth(MHz)**	**-26dBc Bandwidth(MHz)**
100%	QPSK	5	23205	779.5	4.5170	4.951
			23230	782	4.4939	4.931
			23255	784.5	4.5194	4.928
		10	23230	782	8.9671	9.776
	16QAM	5	23205	779.5	4.5018	4.963
			23230	782	4.4946	4.901
			23255	784.5	4.5240	4.991
		10	23230	782	8.9486	9.733
	64QAM	5	23205	779.5	4.5260	4.972
			23230	782	4.5047	4.973
			23255	784.5	4.5105	4.980
		10	23230	782	8.9875	9.702

This report shall not be reproduced except in full, without the written approval of TA Technology (Shanghai) Co., Ltd.

LTE Band 66						
RB	Modulation	Bandwidth (MHz)	Channel	Frequency (MHz)	99% Power Bandwidth(MHz)	-26dBc Bandwidth(MHz)
100%	QPSK	1.4	131979	1710.7	1.0902	1.244
			132322	1745	1.0945	1.233
			132665	1779.3	1.0914	1.231
		3	131987	1711.5	2.7076	2.992
			132322	1745	2.6977	3.021
			132657	1778.5	2.7075	2.985
		5	131997	1712.5	4.5329	4.968
			132322	1745	4.5076	4.905
			132647	1777.5	4.5068	4.888
		10	132022	1715	8.9892	9.880
			132322	1745	8.9800	9.684
			132622	1775	9.0005	9.754
		15	132047	1717.5	13.4730	14.590
			132322	1745	13.4430	14.590
			132597	1772.5	13.4740	14.680
		20	132072	1720	17.9340	19.420
			132322	1745	17.9270	19.340
			132572	1770	17.9390	19.390
	16QAM	1.4	131979	1710.7	1.0888	1.236
			132322	1745	1.0910	1.232
			132665	1779.3	1.0944	1.238
		3	131987	1711.5	2.6989	3.041
			132322	1745	2.7012	2.972
			132657	1778.5	2.7005	2.992
		5	131997	1712.5	4.5063	4.934
			132322	1745	4.5054	4.933
			132647	1777.5	4.5124	4.967
		10	132022	1715	8.9723	9.709
			132322	1745	8.9830	9.719
			132622	1775	8.9694	9.770
		15	132047	1717.5	13.4510	14.560
			132322	1745	13.4820	14.670
			132597	1772.5	13.4550	14.530
		20	132072	1720	17.9480	19.230
			132322	1745	17.9720	19.480
			132572	1770	17.9410	19.270
	64QAM	1.4	131979	1710.7	1.0928	1.239

This report shall not be reproduced except in full, without the written approval of TA Technology (Shanghai) Co., Ltd.

			132322	1745	1.0891	1.232
			132665	1779.3	1.0944	1.235
		3	131987	1711.5	2.6939	3.043
			132322	1745	2.7005	2.986
			132657	1778.5	2.7005	3.013
		5	131997	1712.5	4.5110	4.918
			132322	1745	4.5280	4.975
			132647	1777.5	4.5255	4.978
		10	132022	1715	8.9682	9.694
			132322	1745	8.9788	9.758
			132622	1775	8.9806	9.804
		15	132047	1717.5	13.5050	14.630
			132322	1745	13.4620	14.550
			132597	1772.5	13.4550	14.580
		20	132072	1720	17.9500	19.280
			132322	1745	17.9180	19.460
			132572	1770	17.9530	19.250

This report shall not be reproduced except in full, without the written approval of TA Technology (Shanghai) Co., Ltd.

CA_66B	PCC		SCC1		PCC RB	SCC1 RB	Bandwidth(MHz)	
	Channel	Frequency (MHz)	Channel	Frequency (MHz)			99% Power	-26dBc
CA_66B_5MHz+5MHz_QPSK	132398	1752.6	132446	1757.4	25#0	25#0	9.2212	9.808
CA_66B_5MHz+5MHz_16QAM	132398	1752.6	132446	1757.4	25#0	25#0	9.2542	9.881
CA_66B_5MHz+5MHz_64QAM	132398	1752.6	132446	1757.4	25#0	25#0	9.2294	9.868
CA_66B_5MHz+10MHz_QPSK	132375	1750.3	132447	1757.5	25#0	50#0	13.9410	14.780
CA_66B_5MHz+10MHz_16QAM	132375	1750.3	132447	1757.5	25#0	50#0	13.8940	14.820
CA_66B_5MHz+10MHz_64QAM	132375	1750.3	132447	1757.5	25#0	50#0	13.9220	14.780
CA_66B_10MHz+5MHz_QPSK	132397	1752.5	132469	1759.7	50#0	25#0	13.9550	14.830
CA_66B_10MHz+5MHz_16QAM	132397	1752.5	132469	1759.7	50#0	25#0	13.9490	14.750
CA_66B_10MHz+5MHz_64QAM	132397	1752.5	132469	1759.7	50#0	25#0	13.9130	14.720
CA_66B_5MHz+15MHz_QPSK	132353	1748.1	132446	1757.4	25#0	75#0	18.2410	19.310
CA_66B_5MHz+15MHz_16QAM	132353	1748.1	132446	1757.4	25#0	75#0	18.2430	19.190
CA_66B_5MHz+15MHz_64QAM	132353	1748.1	132446	1757.4	25#0	75#0	18.2430	19.170
CA_66B_15MHz+5MHz_QPSK	132398	1752.6	132491	1761.9	75#0	25#0	18.2960	19.370
CA_66B_15MHz+5MHz_16QAM	132398	1752.6	132491	1761.9	75#0	25#0	18.2880	19.310
CA_66B_15MHz+5MHz_64QAM	132398	1752.6	132491	1761.9	75#0	25#0	18.2920	19.390
CA_66B_10MHz+10MHz_QPSK	132373	1750.1	132472	1760	50#0	50#0	18.8620	20.010
CA_66B_10MHz+10MHz_16QAM	132373	1750.1	132472	1760	50#0	50#0	18.8420	19.970
CA_66B_10MHz+10MHz_64QAM	132373	1750.1	132472	1760	50#0	50#0	18.8500	19.980

This report shall not be reproduced except in full, without the written approval of TA Technology (Shanghai) Co., Ltd.

CA_66C	PCC		SCC1		PCC RB	SCC1 RB	Bandwidth(MHz)	
	Channel	Frequency (MHz)	Channel	Frequency (MHz)			99% Power	-26dBc
CA_66C_10MHz+15MHz_QPSK	132351	1747.9	132471	1759.9	50#0	75#0	23.5560	25.450
CA_66C_10MHz+15MHz_16QAM	132351	1747.9	132471	1759.9	50#0	75#0	23.4440	25.380
CA_66C_10MHz+15MHz_64QAM	132351	1747.9	132471	1759.9	50#0	75#0	23.4710	25.410
CA_66C_15MHz+10MHz_QPSK	132373	1750.1	132493	1762.1	75#0	50#0	23.5080	25.440
CA_66C_15MHz+10MHz_16QAM	132373	1750.1	132493	1762.1	75#0	50#0	23.5050	25.460
CA_66C_15MHz+10MHz_64QAM	132373	1750.1	132493	1762.1	75#0	50#0	23.5140	25.540
CA_66C_10MHz+20MHz_QPSK	132328	1745.6	132472	1760	50#0	100#0	28.0490	29.970
CA_66C_10MHz+20MHz_16QAM	132328	1745.6	132472	1760	50#0	100#0	27.9010	29.850
CA_66C_10MHz+20MHz_64QAM	132328	1745.6	132472	1760	50#0	100#0	27.9470	30.070
CA_66C_20MHz+10MHz_QPSK	132373	1750.1	132517	1764.5	100#0	50#0	27.9720	30.250
CA_66C_20MHz+10MHz_16QAM	132373	1750.1	132517	1764.5	100#0	50#0	28.0910	30.210
CA_66C_20MHz+10MHz_64QAM	132373	1750.1	132517	1764.5	100#0	50#0	28.0060	30.260
CA_66C_15MHz+15MHz_QPSK	132347	1747.5	132497	1762.5	75#0	75#0	28.7400	30.730
CA_66C_15MHz+15MHz_16QAM	132347	1747.5	132497	1762.5	75#0	75#0	28.5560	30.710
CA_66C_15MHz+15MHz_64QAM	132347	1747.5	132497	1762.5	75#0	75#0	28.6710	30.690
CA_66C_15MHz+20MHz_QPSK	132325	1745.3	132496	1762.4	75#0	100#0	32.8000	35.100
CA_66C_15MHz+20MHz_16QAM	132325	1745.3	132496	1762.4	75#0	100#0	32.8340	34.900
CA_66C_15MHz+20MHz_64QAM	132325	1745.3	132496	1762.4	75#0	100#0	32.7510	34.970
CA_66C_20MHz+15MHz_QPSK	132348	1747.6	132519	1764.7	100#0	75#0	32.8710	35.380
CA_66C_20MHz+15MHz_16QAM	132348	1747.6	132519	1764.7	100#0	75#0	32.9270	35.090
CA_66C_20MHz+15MHz_64QAM	132348	1747.6	132519	1764.7	100#0	75#0	32.7860	35.070
CA_66C_20MHz+5MHz_QPSK	132397	1752.5	132514	1764.2	100#0	25#0	23.3120	25.390
CA_66C_20MHz+5MHz_16QAM	132397	1752.5	132514	1764.2	100#0	25#0	23.2960	25.180
CA_66C_20MHz+5MHz_64QAM	132397	1752.5	132514	1764.2	100#0	25#0	23.2340	25.160
CA_66C_5MHz+20MHz_QPSK	132330	1745.8	132447	1757.5	25#0	100#0	23.3220	25.150
CA_66C_5MHz+20MHz_16QAM	132330	1745.8	132447	1757.5	25#0	100#0	23.2360	24.850
CA_66C_5MHz+20MHz_64QAM	132330	1745.8	132447	1757.5	25#0	100#0	23.2030	24.920
CA_66C_20MHz+20MHz_QPSK	132323	1745.1	132521	1764.9	100#0	100#0	37.5910	40.040
CA_66C_20MHz+20MHz_16QAM	132323	1745.1	132521	1764.9	100#0	100#0	37.5140	40.010
CA_66C_20MHz+20MHz_64QAM	132323	1745.1	132521	1764.9	100#0	100#0	37.5790	39.990

This report shall not be reproduced except in full, without the written approval of TA Technology (Shanghai) Co., Ltd.

LTE Band 4 QPSK 1.4MHz CH-Low

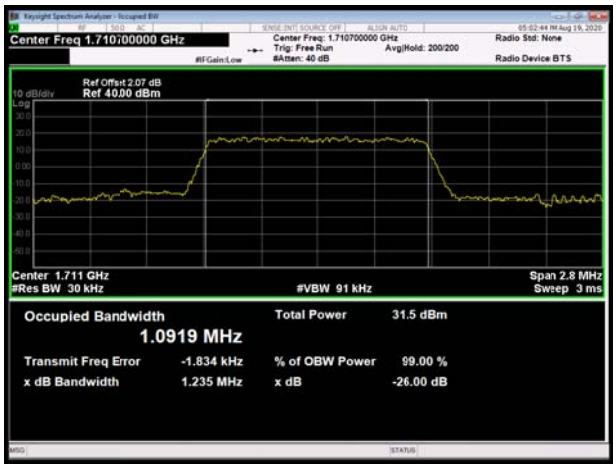

LTE Band 4 QPSK 3MHz CH-Low

LTE Band 4 QPSK 1.4MHz CH-Middle

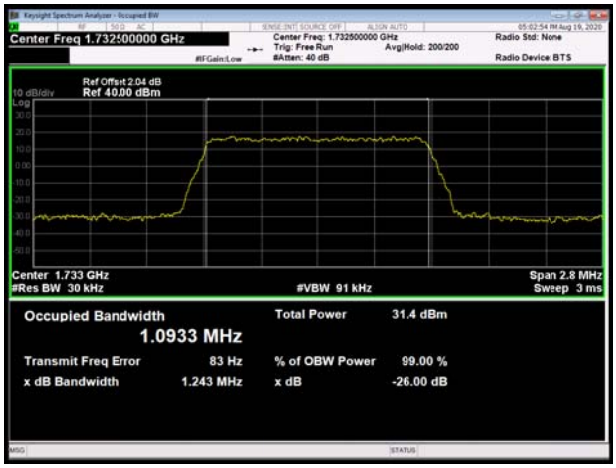

LTE Band 4 QPSK 3MHz CH-Middle

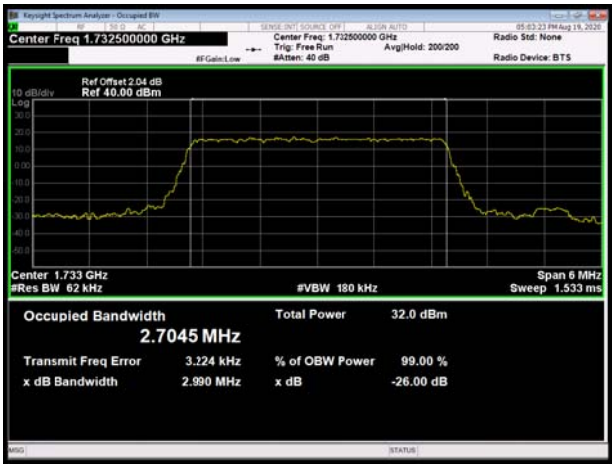

LTE Band 4 QPSK 1.4MHz CH-High

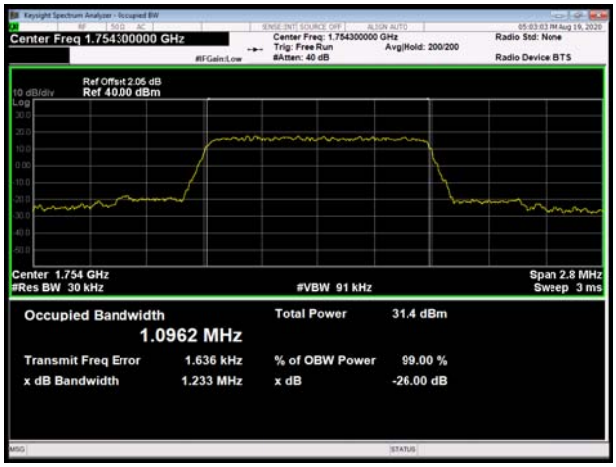

LTE Band 4 QPSK 3MHz CH-High

This report shall not be reproduced except in full, without the written approval of TA Technology (Shanghai) Co., Ltd.

LTE Band 4 QPSK 5MHz CH-Low

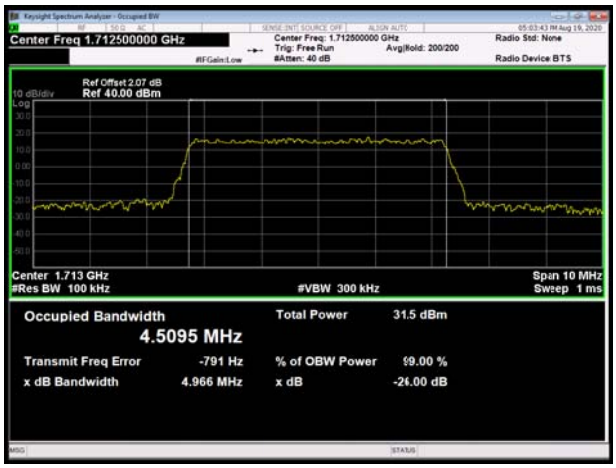

LTE Band 4 QPSK 10MHz CH-Low

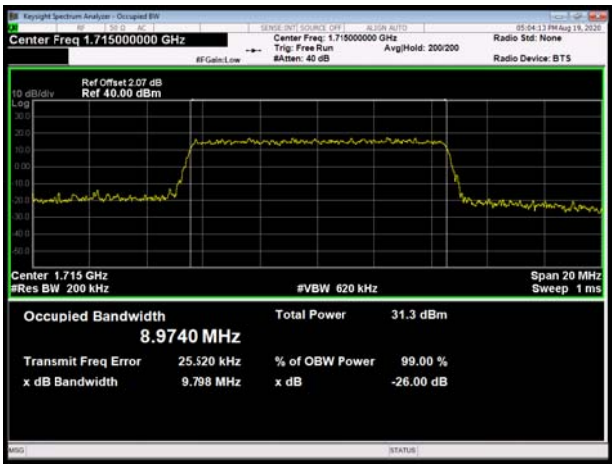

LTE Band 4 QPSK 5MHz CH-Middle

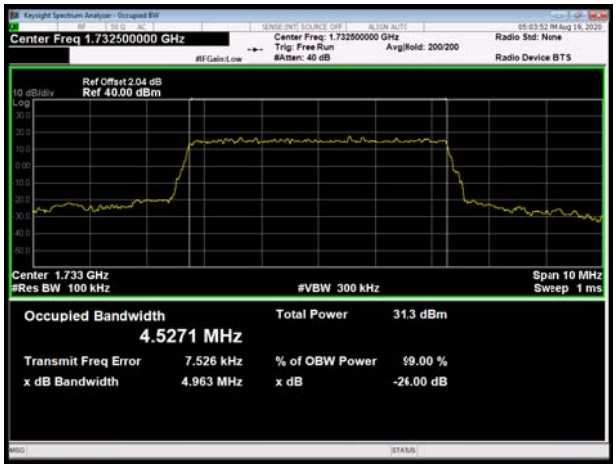

LTE Band 4 QPSK 10MHz CH-Middle

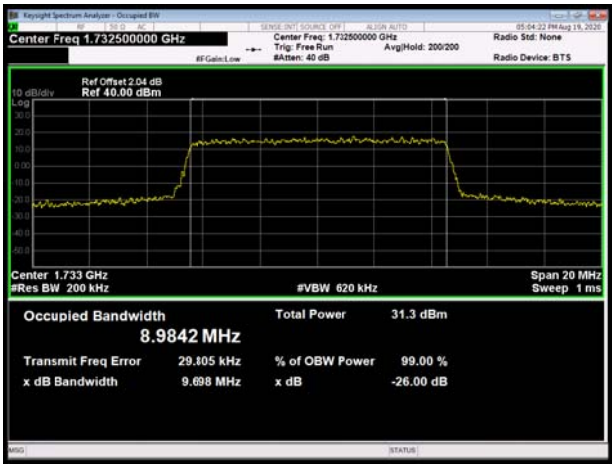

LTE Band 4 QPSK 5MHz CH-High

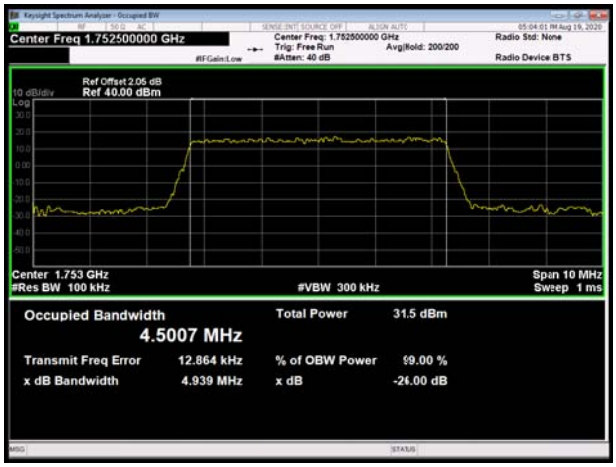

LTE Band 4 QPSK 10MHz CH-High

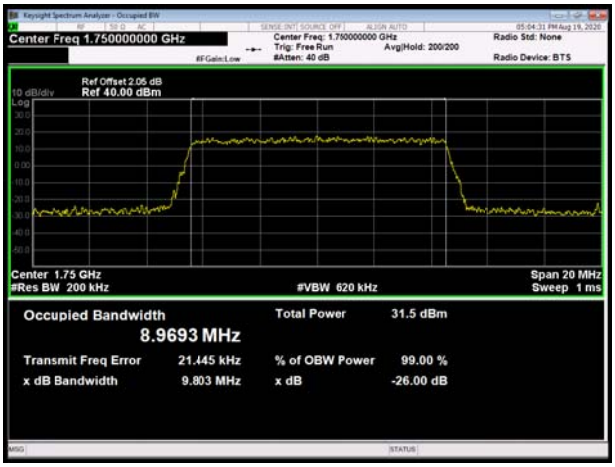

This report shall not be reproduced except in full, without the written approval of TA Technology (Shanghai) Co., Ltd.

LTE Band 4 QPSK 15MHz CH-Low

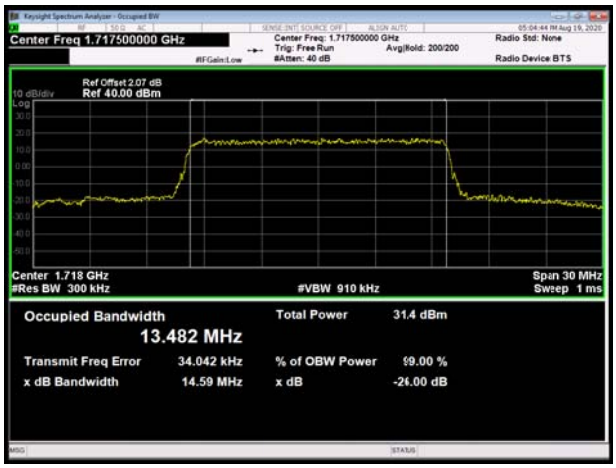

LTE Band 4 QPSK 20MHz CH-Low

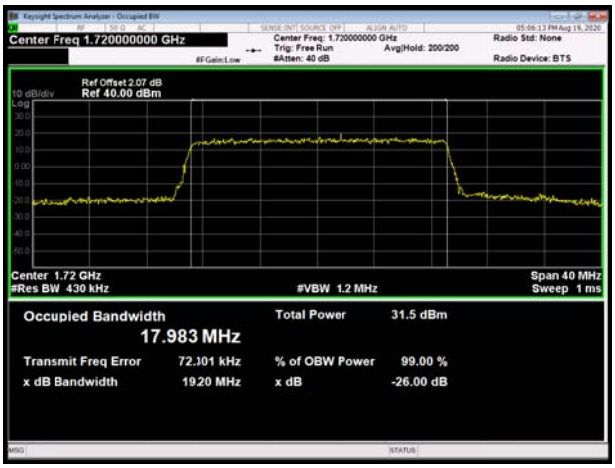

LTE Band 4 QPSK 15MHz CH-Middle

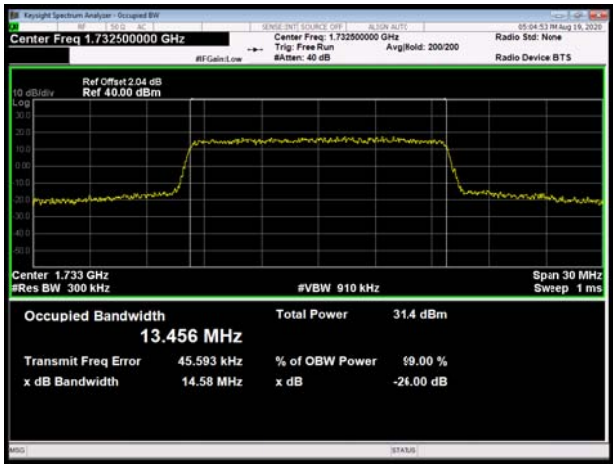

LTE Band 4 QPSK 20MHz CH-Middle

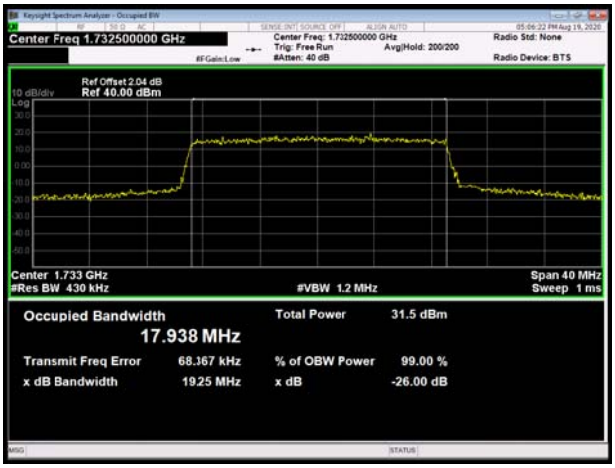

LTE Band 4 QPSK 15MHz CH-High

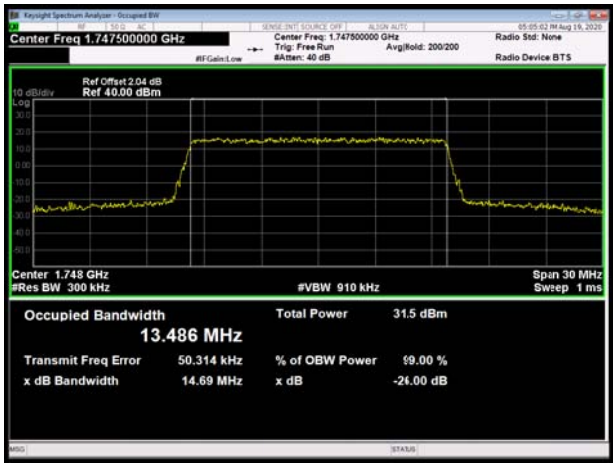

LTE Band 4 QPSK 20MHz CH-High

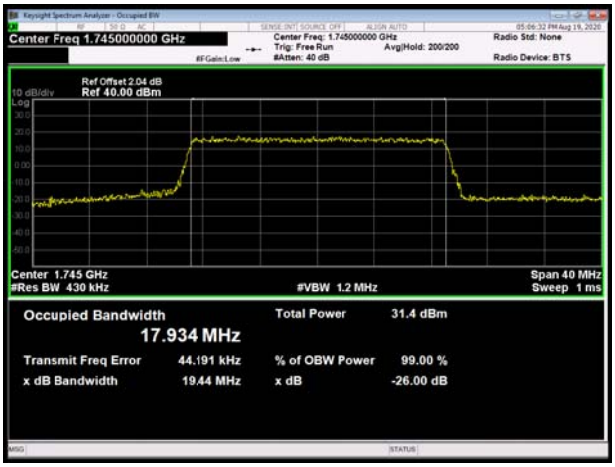

This report shall not be reproduced except in full, without the written approval of TA Technology (Shanghai) Co., Ltd.

LTE Band 4 16QAM 1.4MHz CH-Low

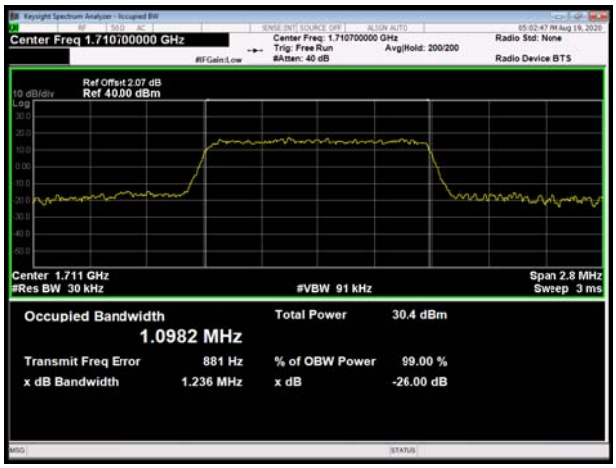

LTE Band 4 16QAM 3MHz CH-Low

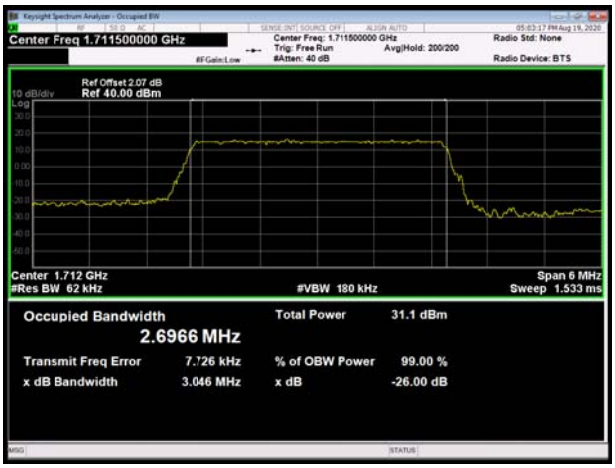

LTE Band 4 16QAM 1.4MHz CH-Middle

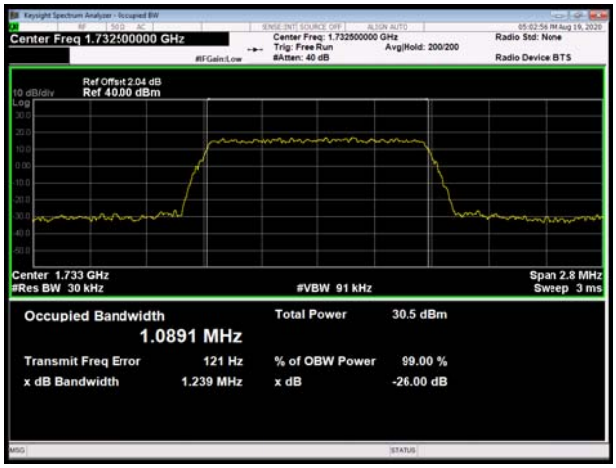

LTE Band 4 16QAM 3MHz CH-Middle

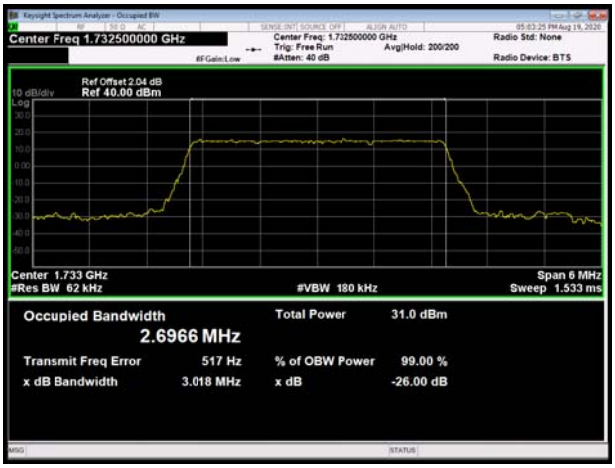

LTE Band 4 16QAM 1.4MHz CH-High

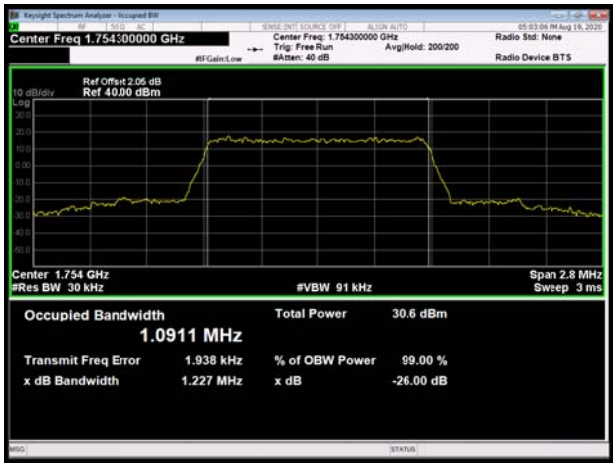

LTE Band 4 16QAM 3MHz CH-High

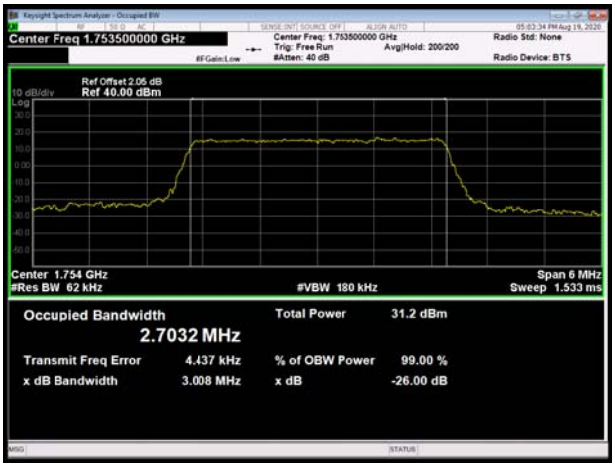

This report shall not be reproduced except in full, without the written approval of TA Technology (Shanghai) Co., Ltd.

LTE Band 4 16QAM 5MHz CH-Low

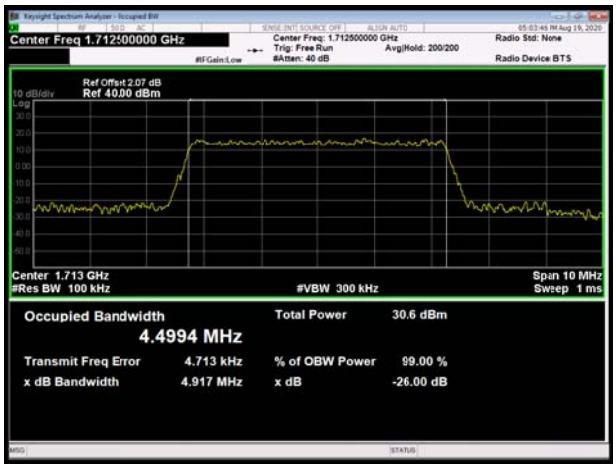

LTE Band 4 16QAM 10MHz CH-Low

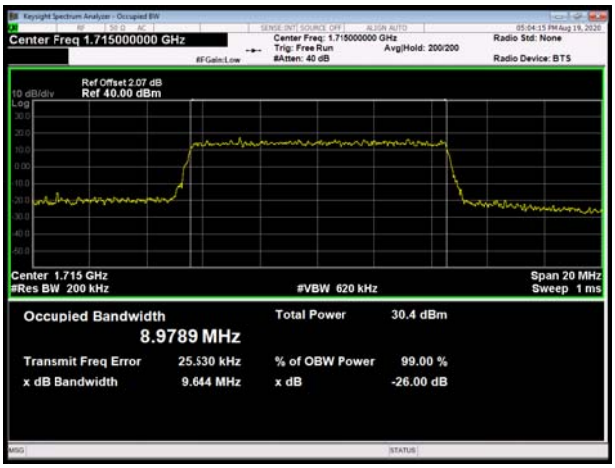

LTE Band 4 16QAM 5MHz CH-Middle

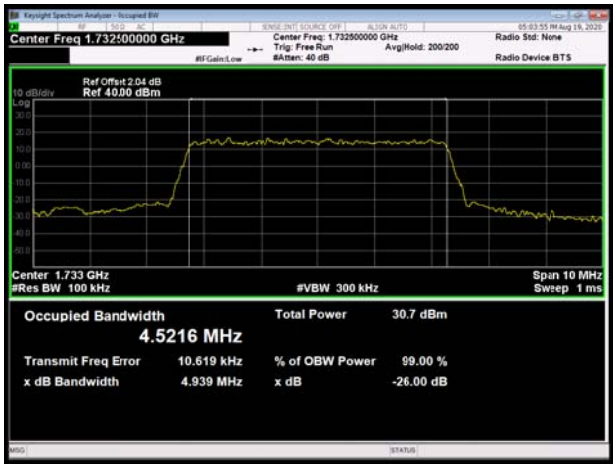

LTE Band 4 16QAM 10MHz CH-Middle

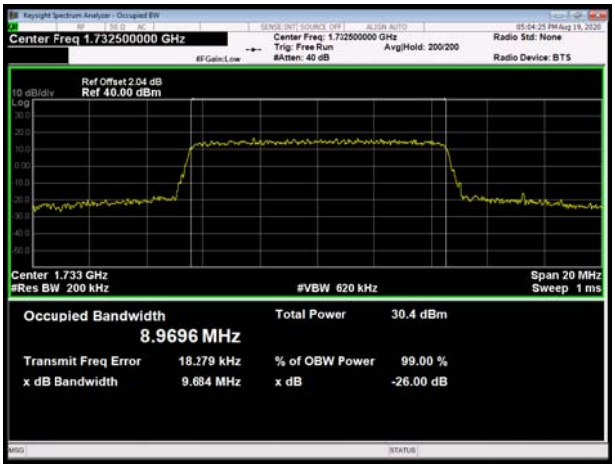

LTE Band 4 16QAM 5MHz CH-High

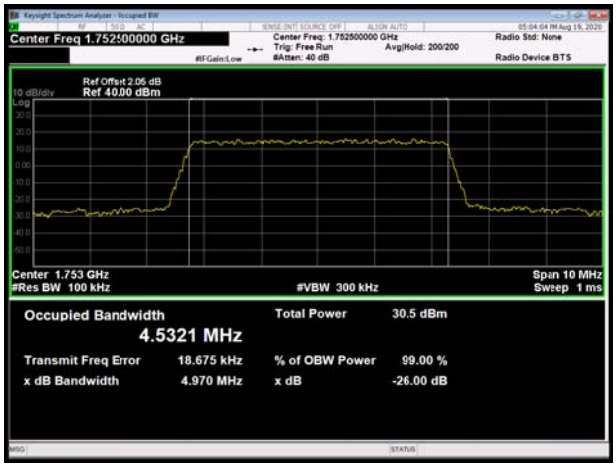

LTE Band 4 16QAM 10MHz CH-High

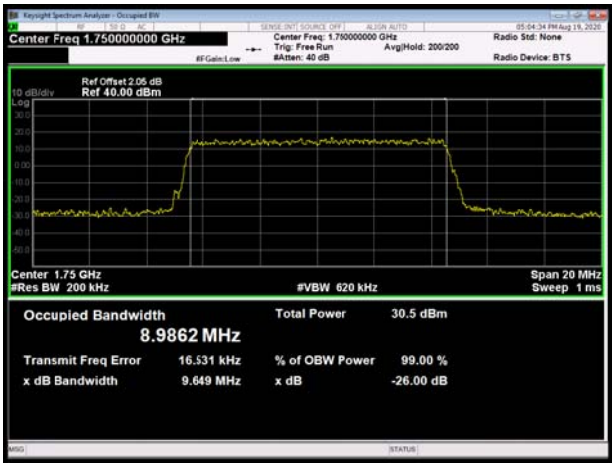

This report shall not be reproduced except in full, without the written approval of TA Technology (Shanghai) Co., Ltd.

LTE Band 4 16QAM 15MHz CH-Low

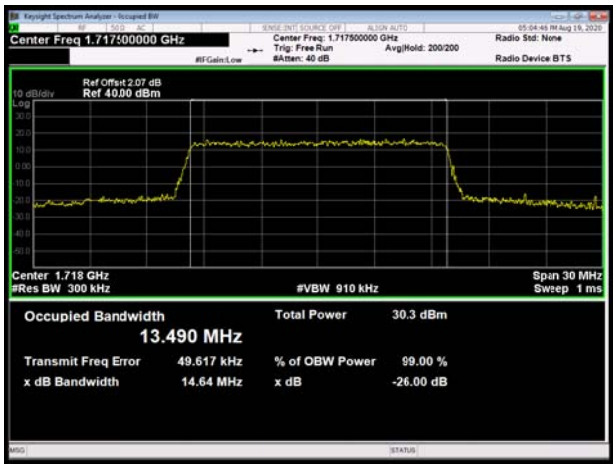

LTE Band 4 16QAM 20MHz CH-Low

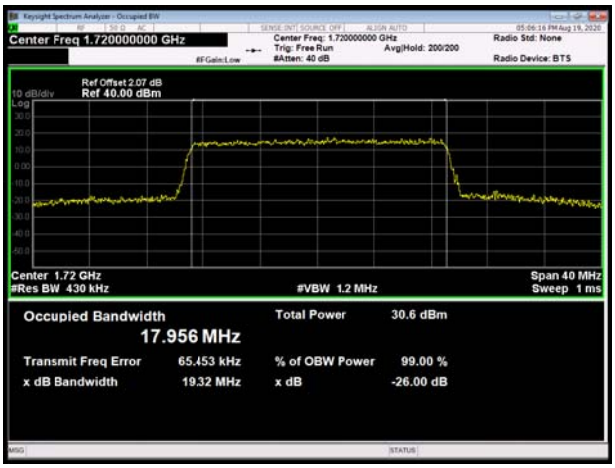

LTE Band 4 16QAM 15MHz CH-Middle

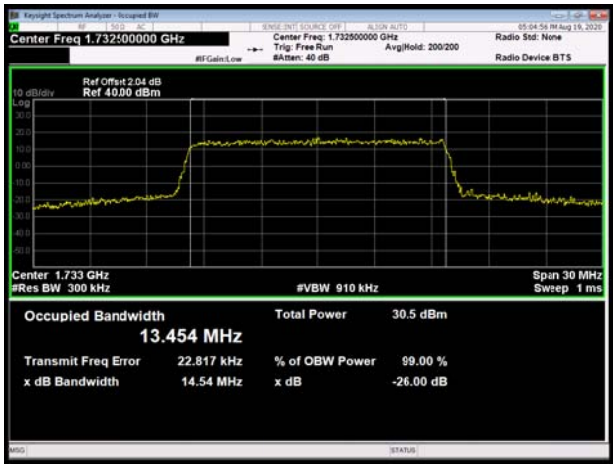

LTE Band 4 16QAM 20MHz CH-Middle

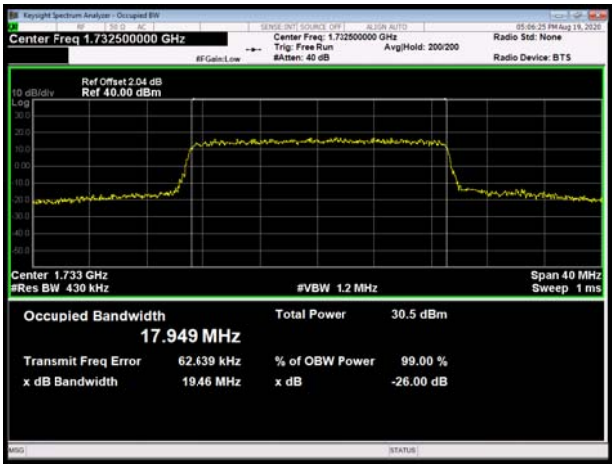

LTE Band 4 16QAM 15MHz CH-High

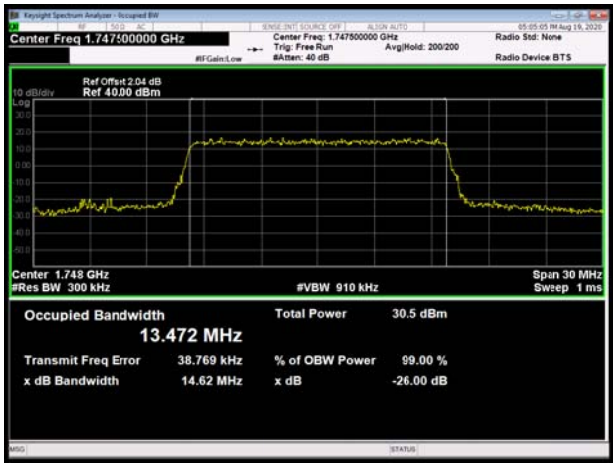

LTE Band 4 16QAM 20MHz CH-High

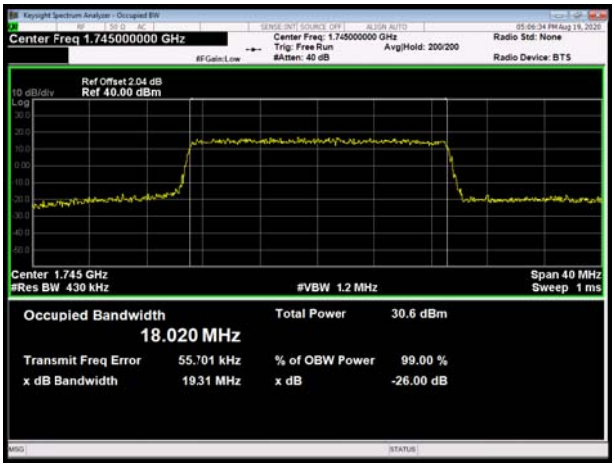

This report shall not be reproduced except in full, without the written approval of TA Technology (Shanghai) Co., Ltd.

LTE Band 4 64QAM 1.4MHz CH-Low

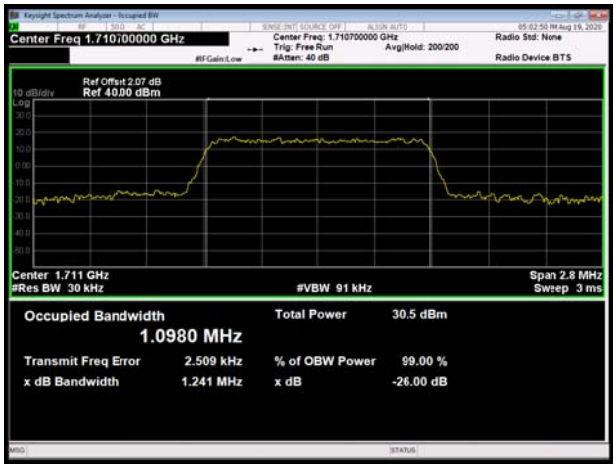

LTE Band 4 64QAM 3MHz CH-Low

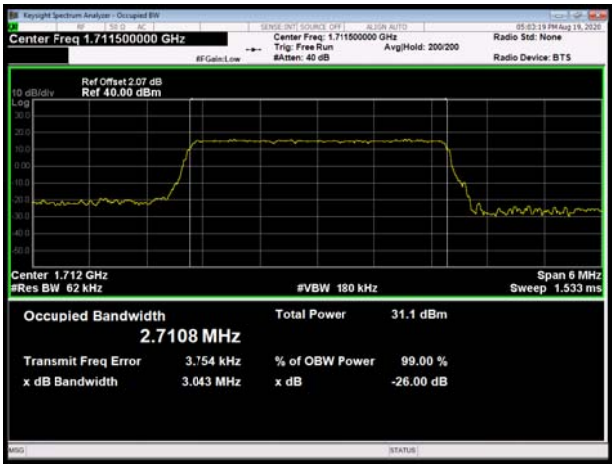

LTE Band 4 64QAM 1.4MHz CH-Middle

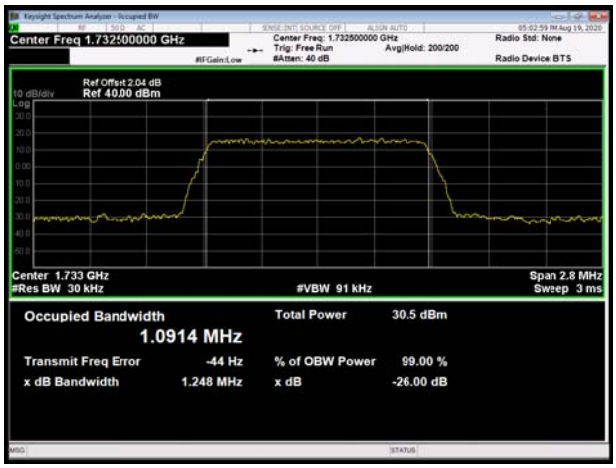

LTE Band 4 64QAM 3MHz CH-Middle

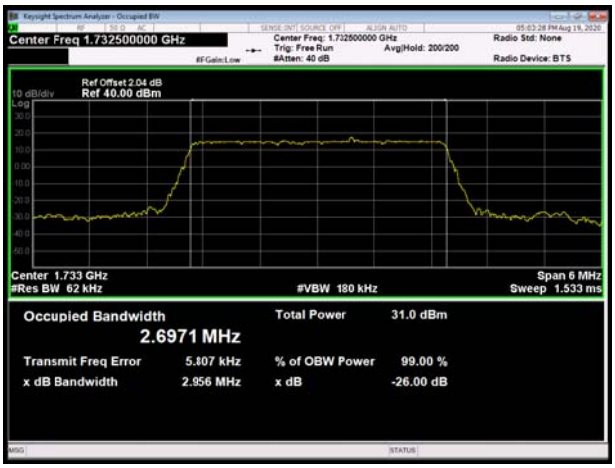

LTE Band 4 64QAM 1.4MHz CH-High

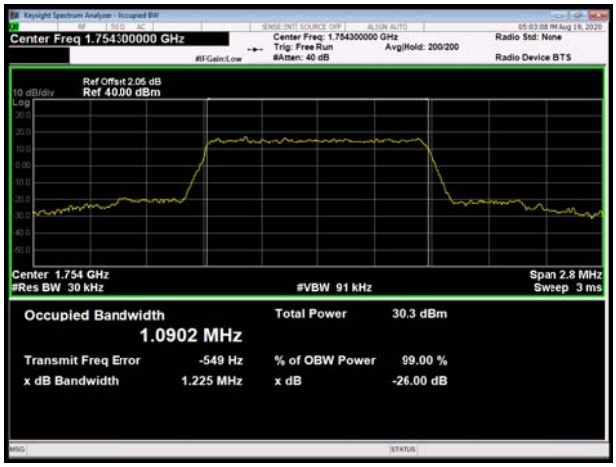

LTE Band 4 64QAM 3MHz CH-High

This report shall not be reproduced except in full, without the written approval of TA Technology (Shanghai) Co., Ltd.

LTE Band 4 64QAM 5MHz CH-Low

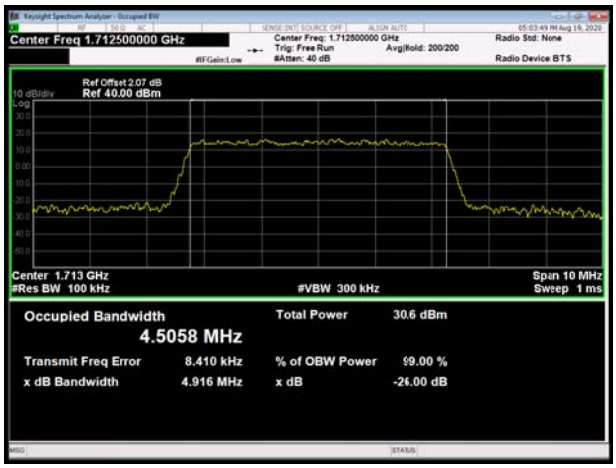

LTE Band 4 64QAM 10MHz CH-Low

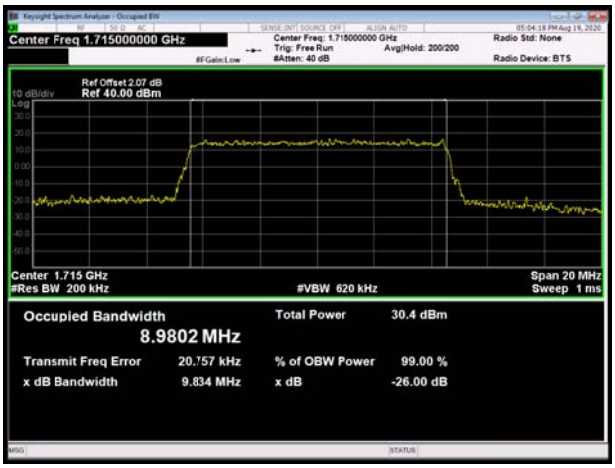

LTE Band 4 64QAM 5MHz CH-Middle

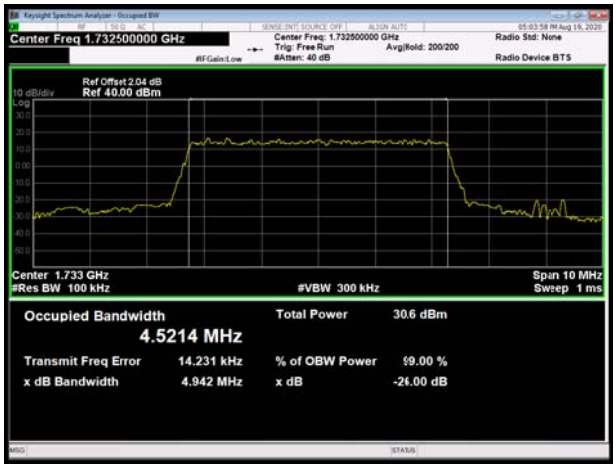

LTE Band 4 64QAM 10MHz CH-Middle

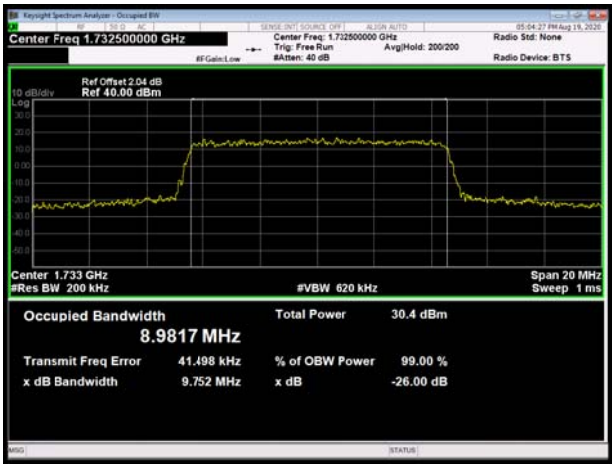

LTE Band 4 64QAM 5MHz CH-High

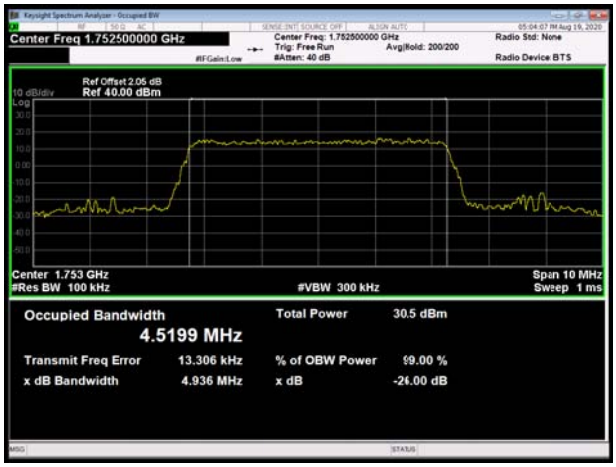

LTE Band 4 64QAM 10MHz CH-High

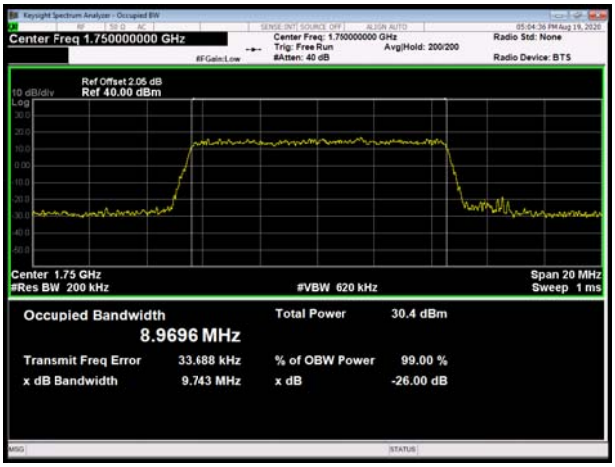

This report shall not be reproduced except in full, without the written approval of TA Technology (Shanghai) Co., Ltd.

LTE Band 4 64QAM 15MHz CH-Low

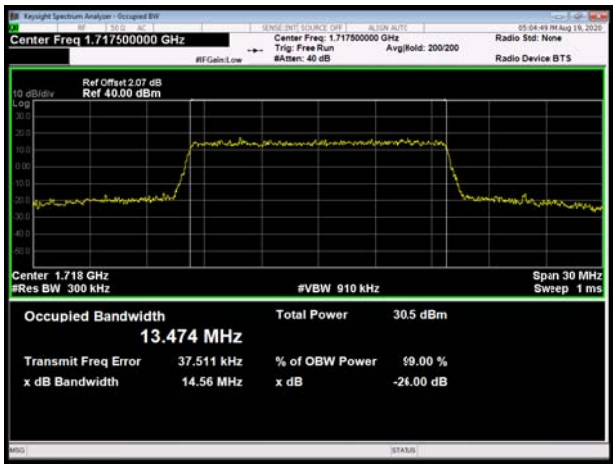

LTE Band 4 64QAM 20MHz CH-Low

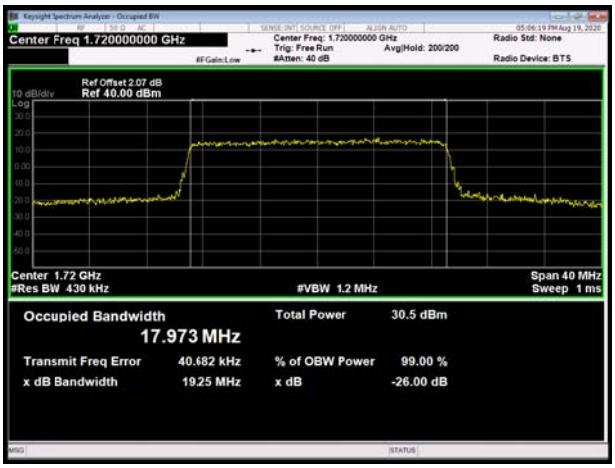

LTE Band 4 64QAM 15MHz CH-Middle

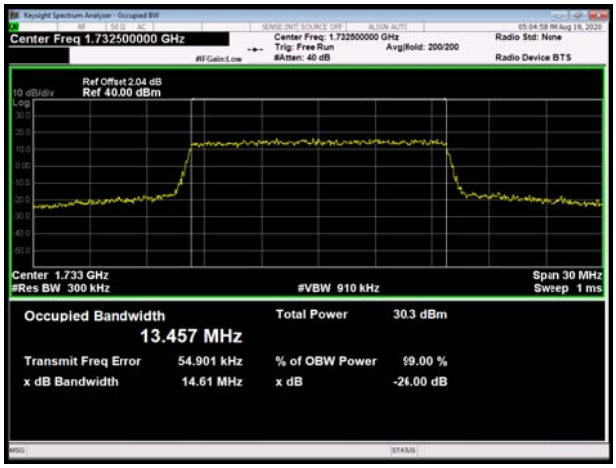

LTE Band 4 64QAM 20MHz CH-Middle

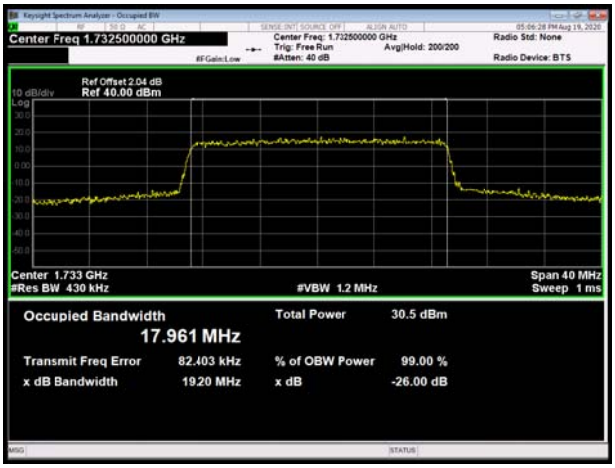

LTE Band 4 64QAM 15MHz CH-High

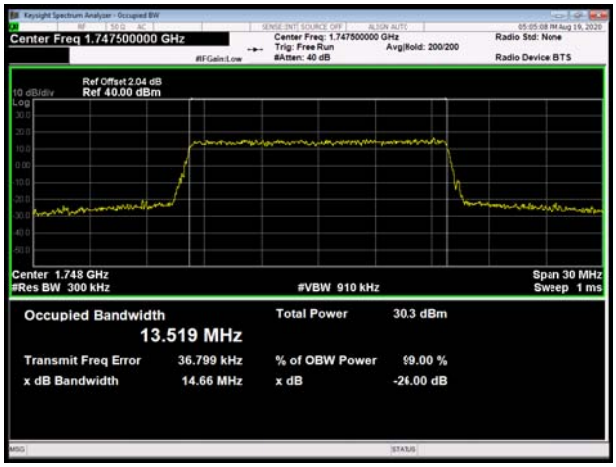

LTE Band 4 64QAM 20MHz CH-High

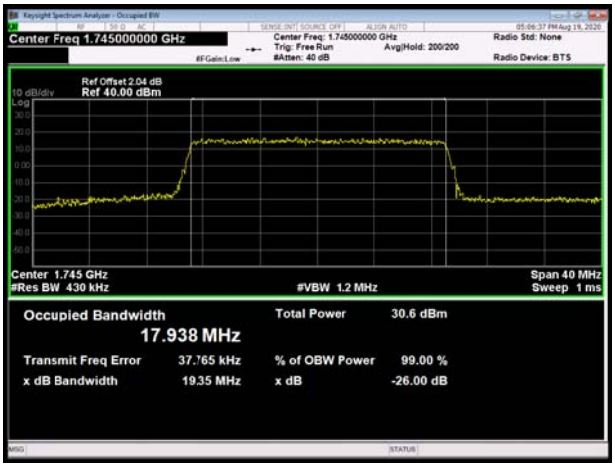

This report shall not be reproduced except in full, without the written approval of TA Technology (Shanghai) Co., Ltd.

LTE Band 12 QPSK 1.4MHz CH-Low

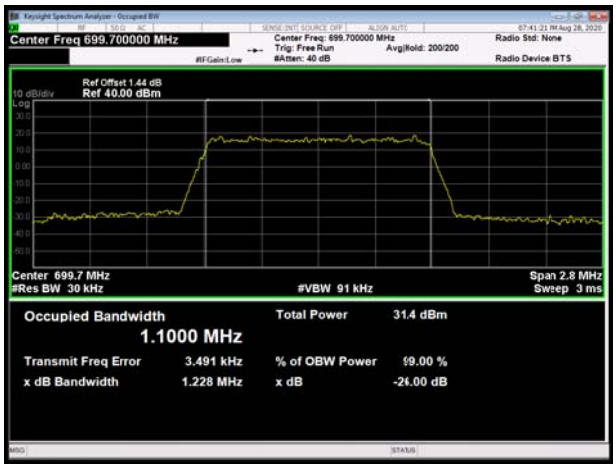

LTE Band 12 QPSK 3MHz CH-Low

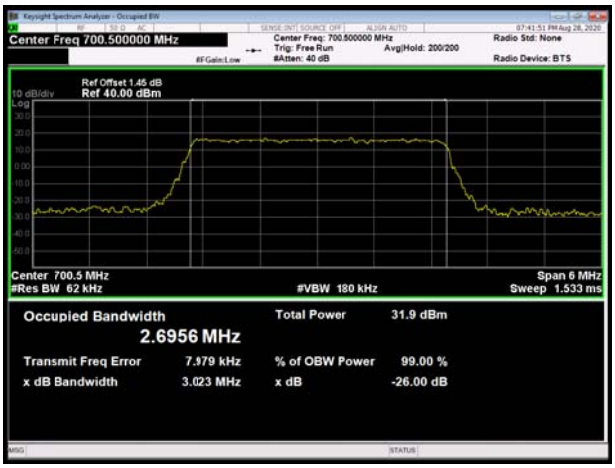

LTE Band 12 QPSK 1.4MHz CH-Middle

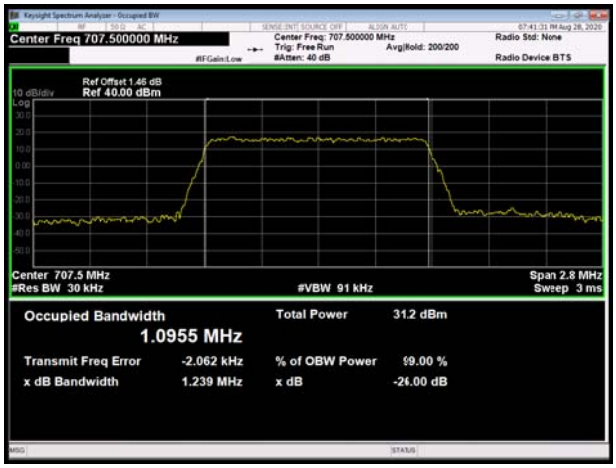

LTE Band 12 QPSK 3MHz CH-Middle

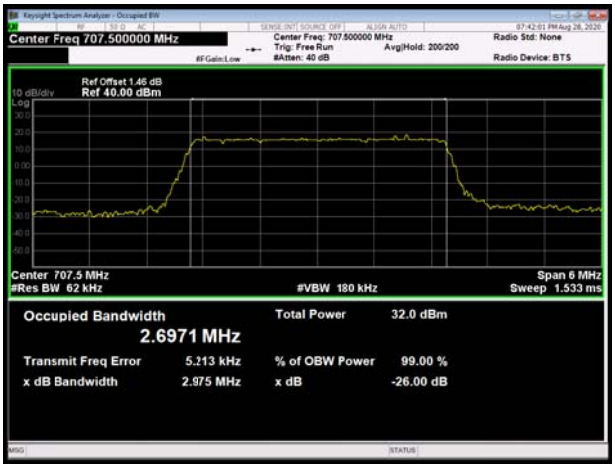

LTE Band 12 QPSK 1.4MHz CH-High

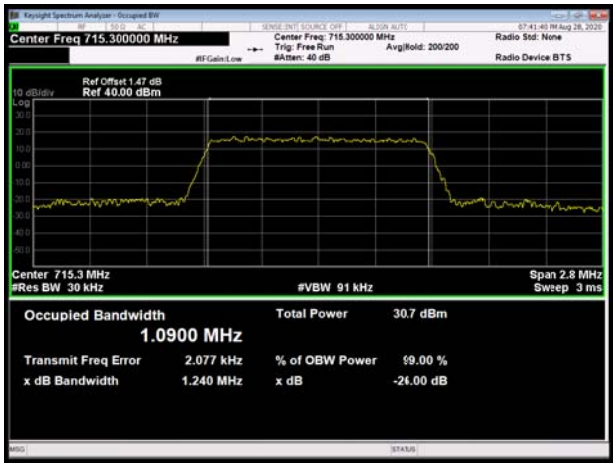

LTE Band 12 QPSK 3MHz CH-High

This report shall not be reproduced except in full, without the written approval of TA Technology (Shanghai) Co., Ltd.

LTE Band 12 QPSK 5MHz CH-Low

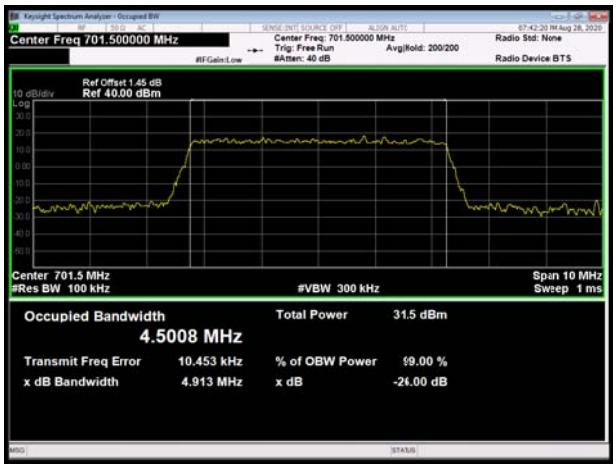

LTE Band 12 QPSK 10MHz CH-Low

LTE Band 12 QPSK 5MHz CH-Middle

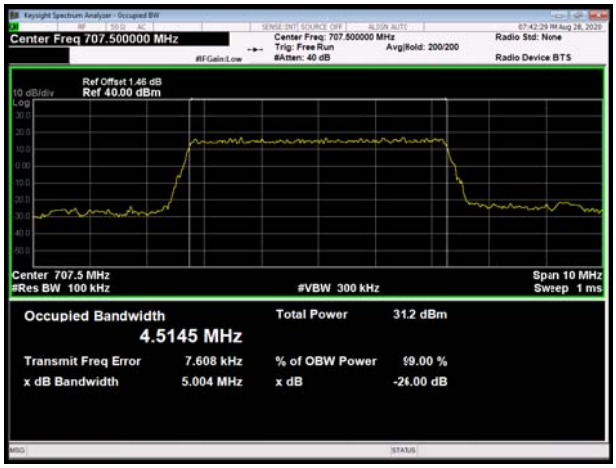

LTE Band 12 QPSK 10MHz CH-Middle

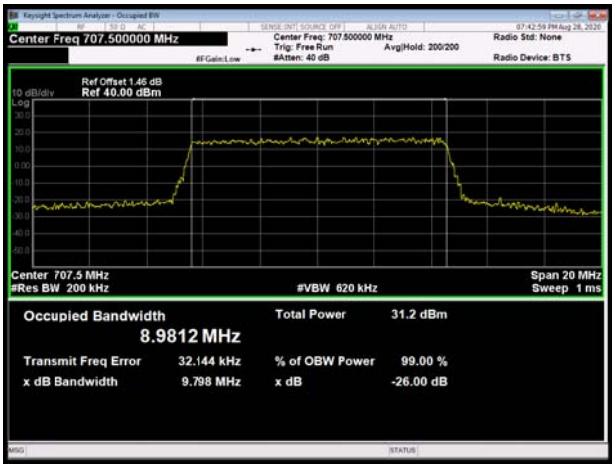

LTE Band 12 QPSK 5MHz CH-High

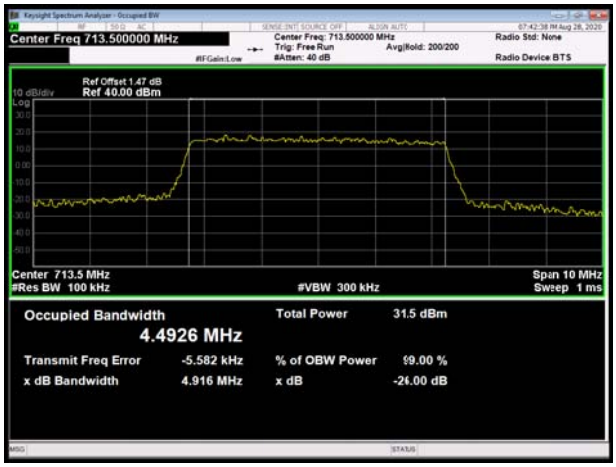

LTE Band 12 QPSK 10MHz CH-High

This report shall not be reproduced except in full, without the written approval of TA Technology (Shanghai) Co., Ltd.

LTE Band 12 16QAM 1.4MHz CH-Low

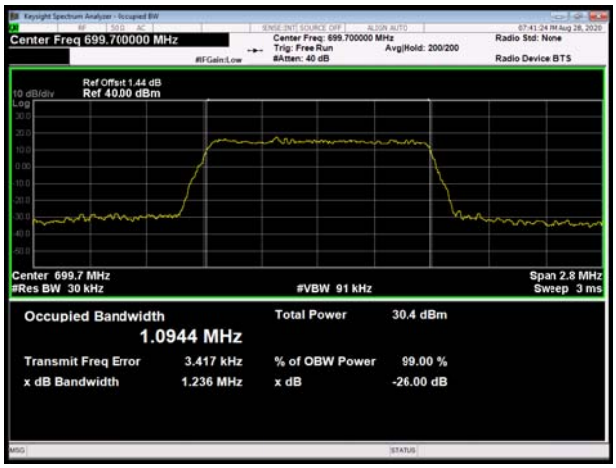

LTE Band 12 16QAM 3MHz CH-Low

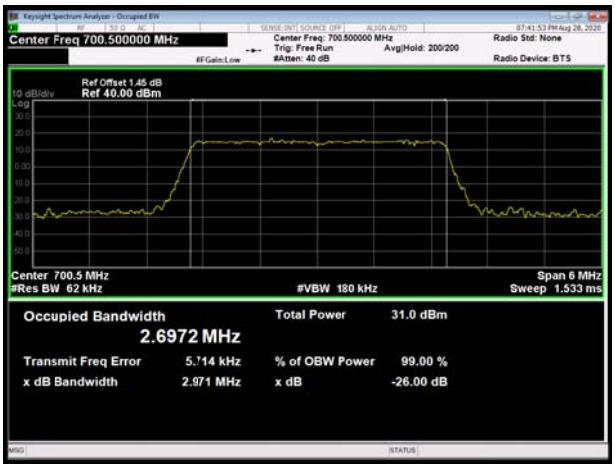

LTE Band 12 16QAM 1.4MHz CH-Middle

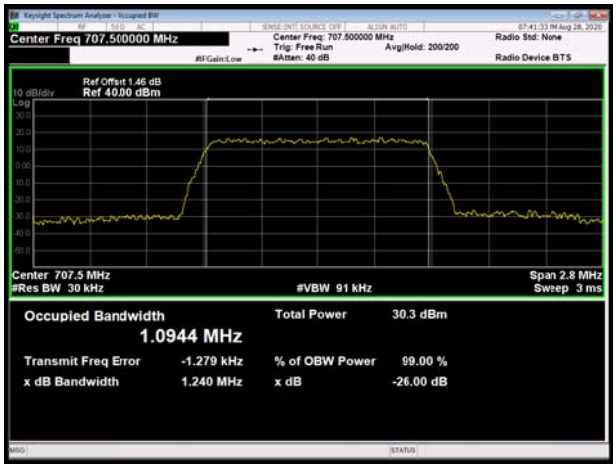

LTE Band 12 16QAM 3MHz CH-Middle

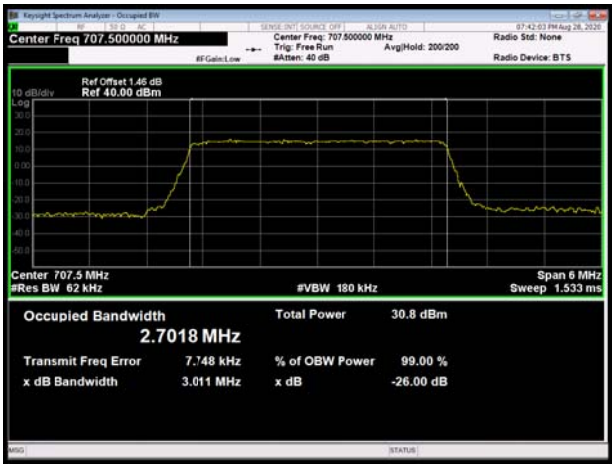

LTE Band 12 16QAM 1.4MHz CH-High

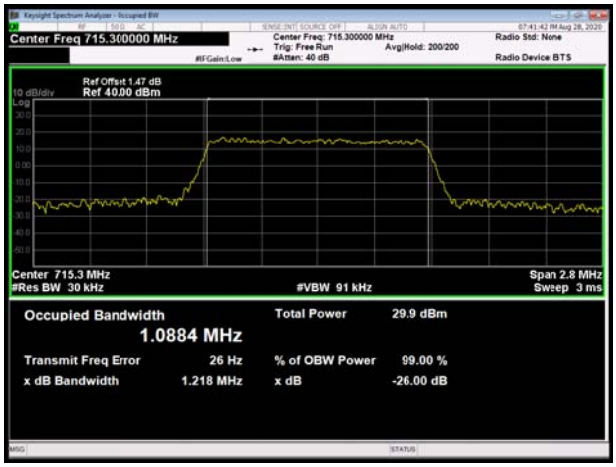

LTE Band 12 16QAM 3MHz CH-High

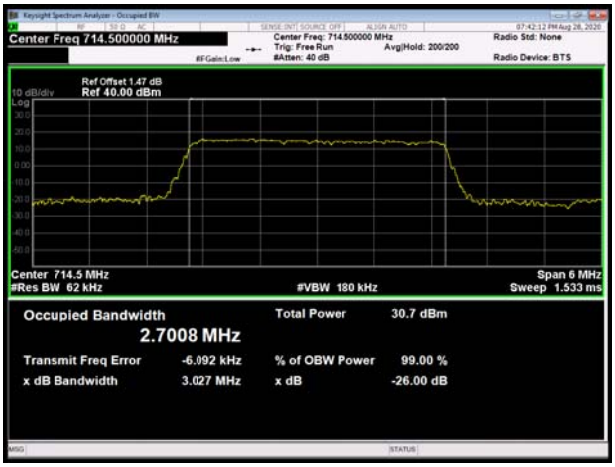

This report shall not be reproduced except in full, without the written approval of TA Technology (Shanghai) Co., Ltd.

LTE Band 12 16QAM 5MHz CH-Low

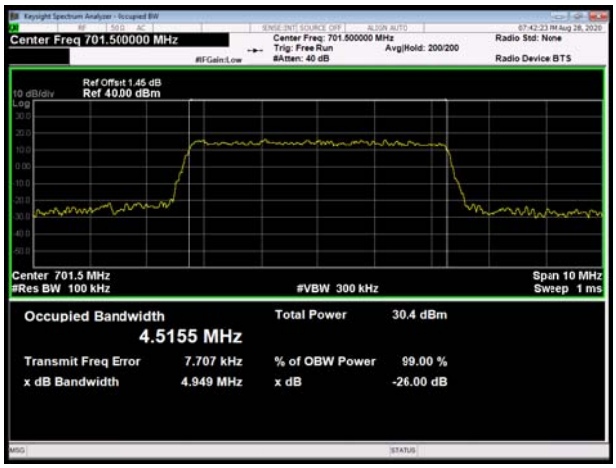

LTE Band 12 16QAM 10MHz CH-Low

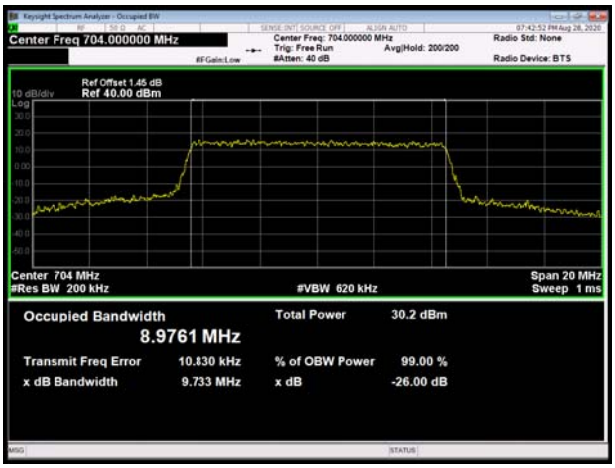

LTE Band 12 16QAM 5MHz CH-Middle

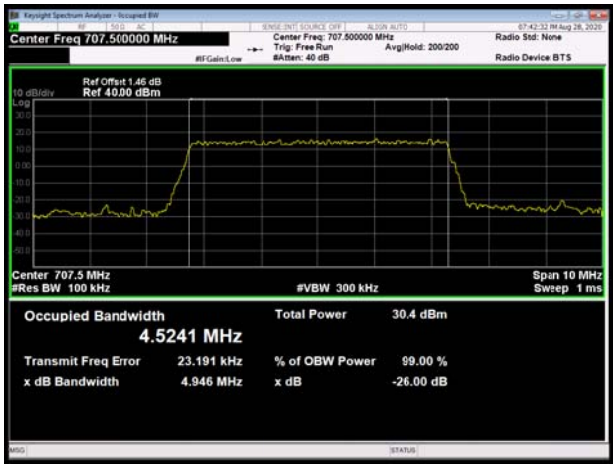

LTE Band 12 16QAM 10MHz CH-Middle

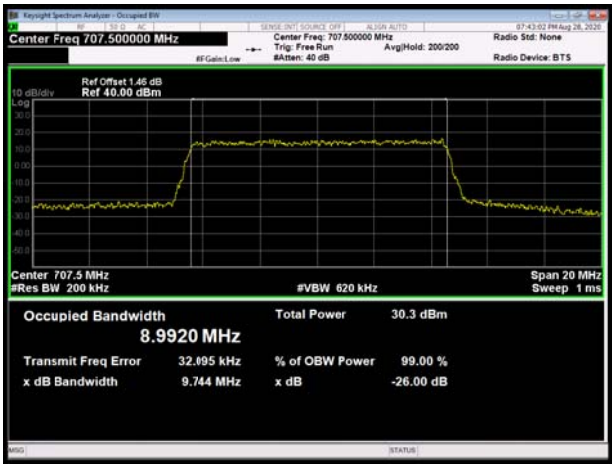

LTE Band 12 16QAM 5MHz CH-High

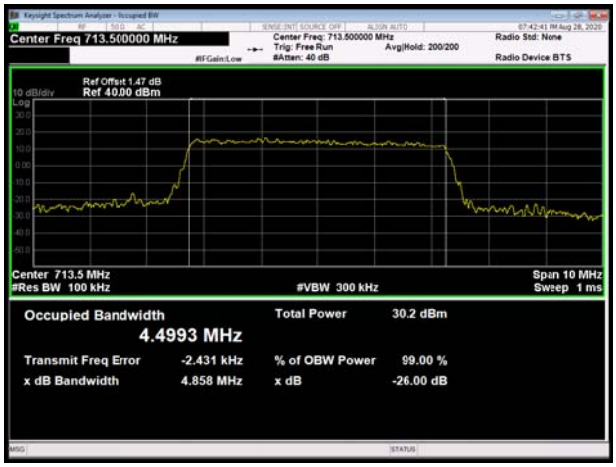

LTE Band 12 16QAM 10MHz CH-High

This report shall not be reproduced except in full, without the written approval of TA Technology (Shanghai) Co., Ltd.

LTE Band 12 64QAM 1.4MHz CH-Low

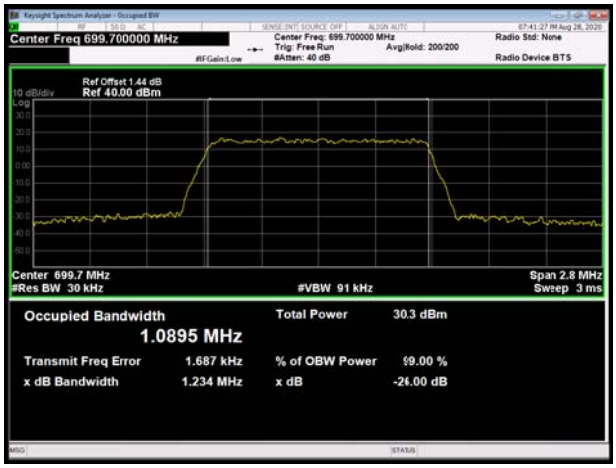

LTE Band 12 64QAM 3MHz CH-Low

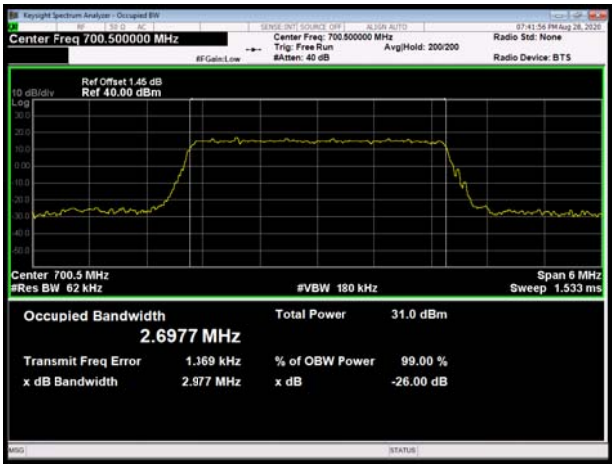

LTE Band 12 64QAM 1.4MHz CH-Middle

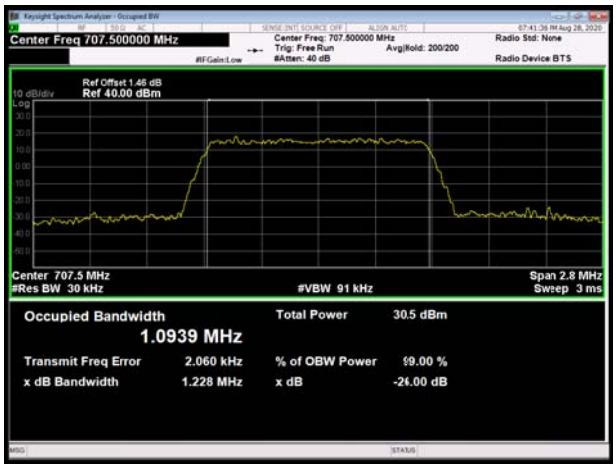

LTE Band 12 64QAM 3MHz CH-Middle

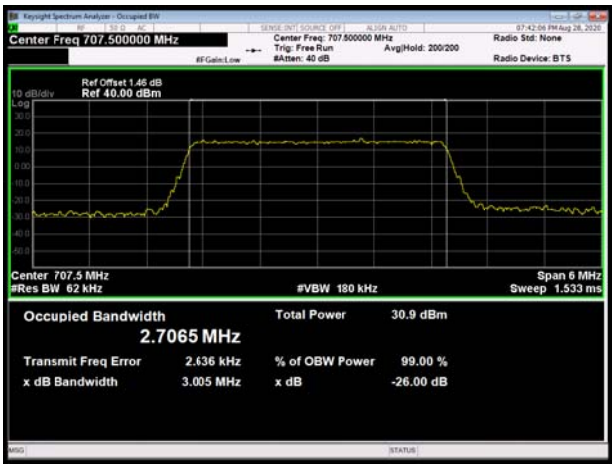

LTE Band 12 64QAM 1.4MHz CH-High

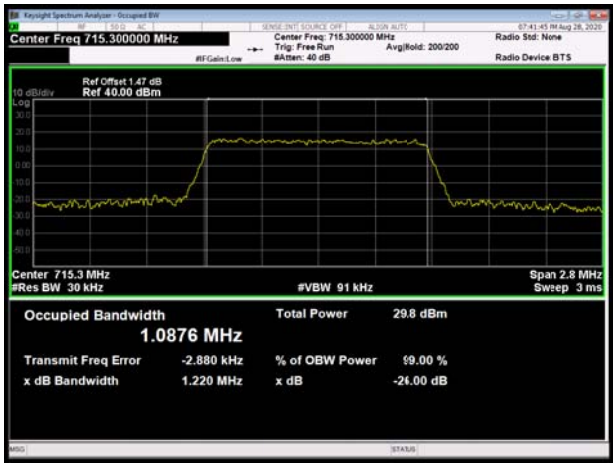

LTE Band 12 64QAM 3MHz CH-High

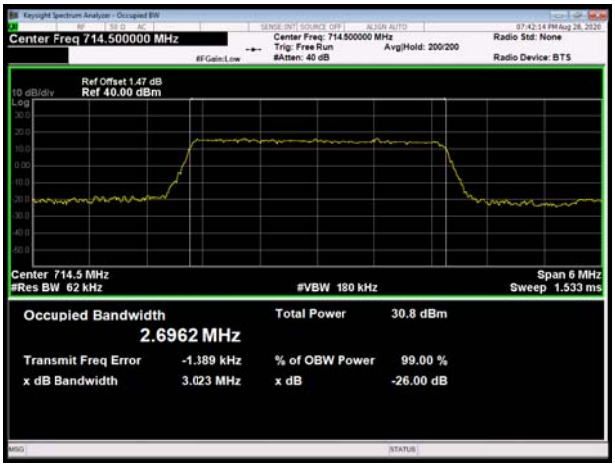

This report shall not be reproduced except in full, without the written approval of TA Technology (Shanghai) Co., Ltd.

LTE Band 12 64QAM 5MHz CH-Low

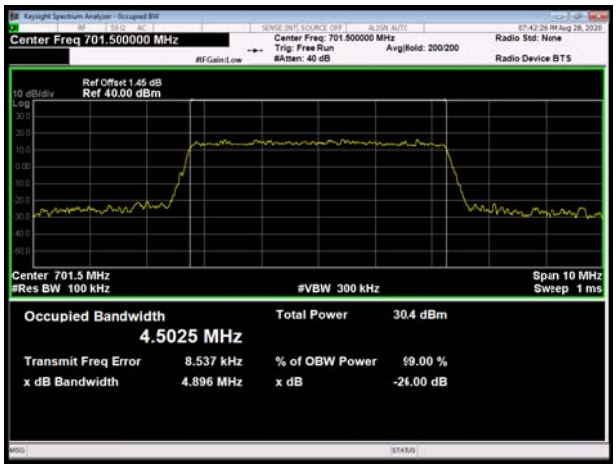

LTE Band 12 64QAM 10MHz CH-Low

LTE Band 12 64QAM 5MHz CH-Middle

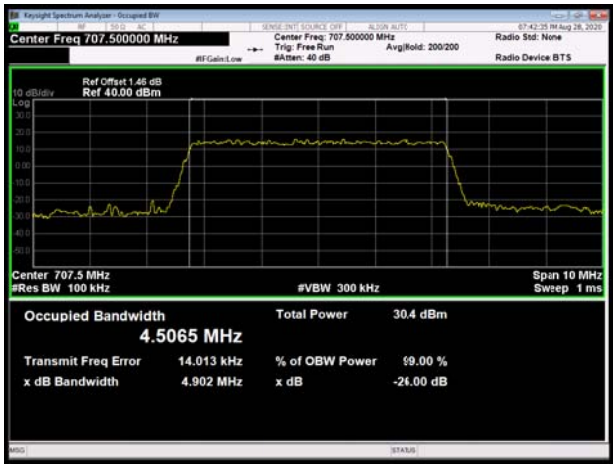

LTE Band 12 64QAM 10MHz CH-Middle

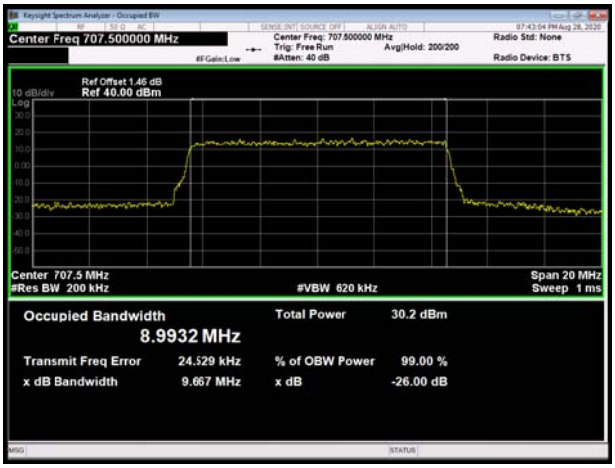

LTE Band 12 64QAM 5MHz CH-High

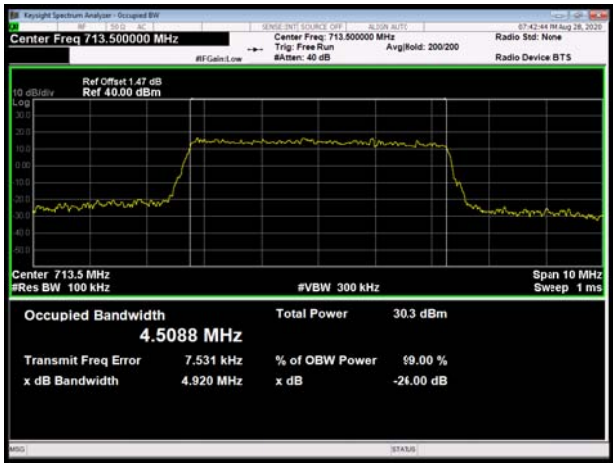

LTE Band 12 64QAM 10MHz CH-High

This report shall not be reproduced except in full, without the written approval of TA Technology (Shanghai) Co., Ltd.

LTE Band 13 QPSK 5MHz CH-Low

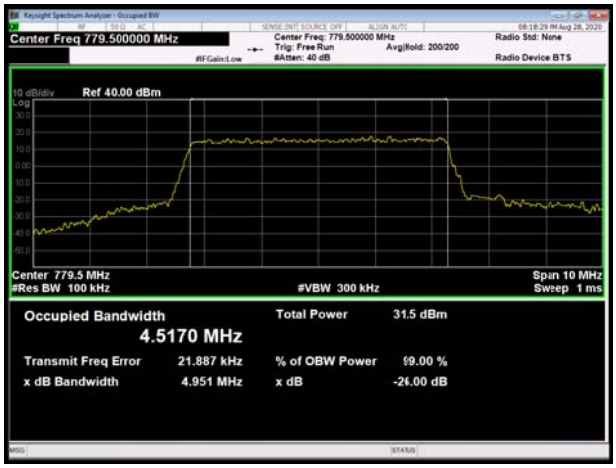

LTE Band 13 16QAM 5MHz CH-Low

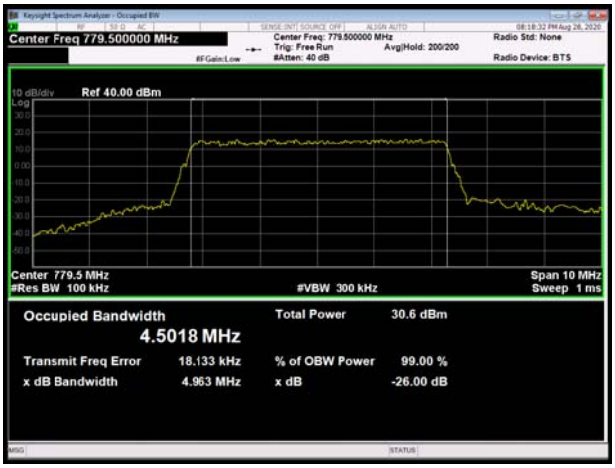

LTE Band 13 QPSK 5MHz CH-Middle

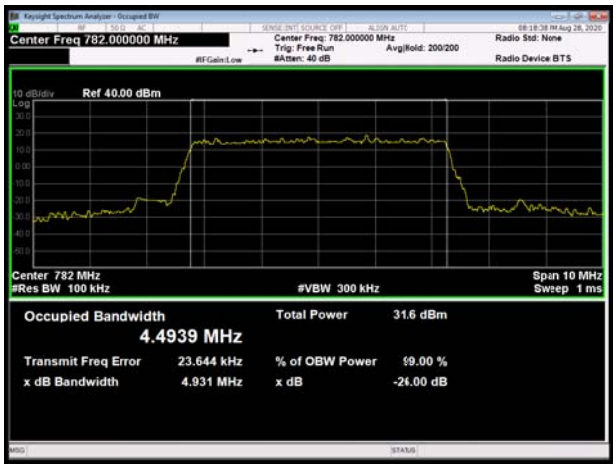

LTE Band 13 16QAM 5MHz CH-Middle

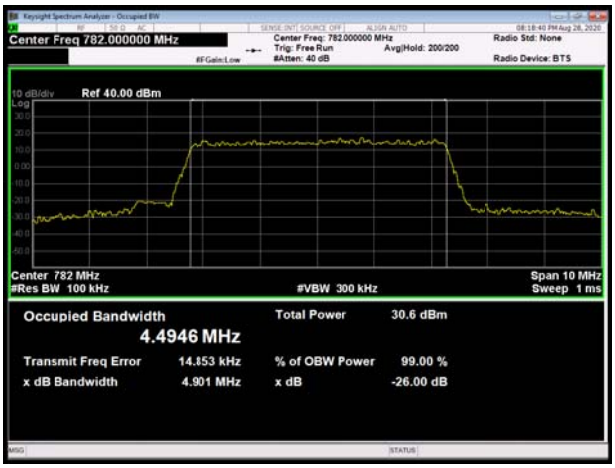

LTE Band 13 QPSK 5MHz CH-High

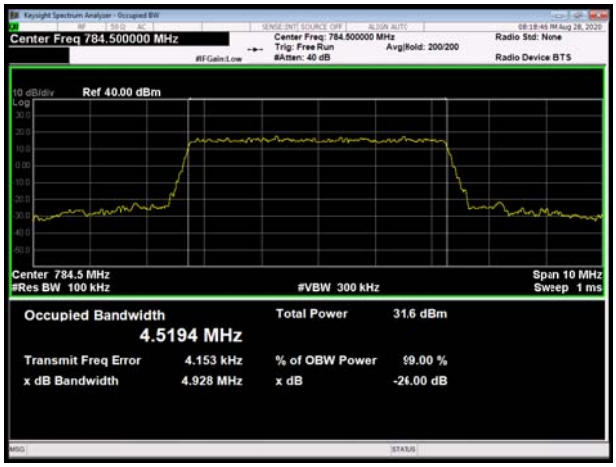

LTE Band 13 16QAM 5MHz CH-High

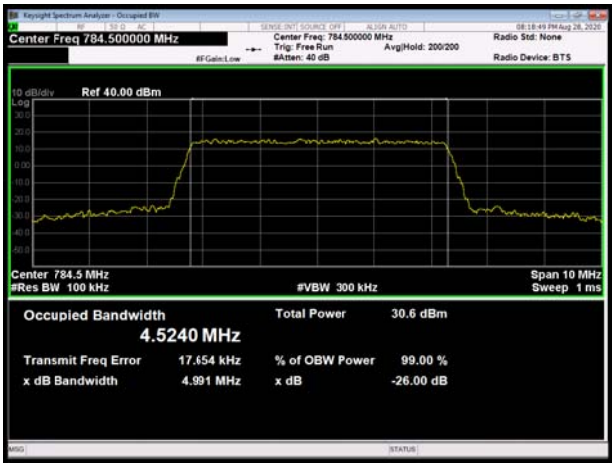

This report shall not be reproduced except in full, without the written approval of TA Technology (Shanghai) Co., Ltd.

LTE Band 13 QPSK 10MHz CH-Middle

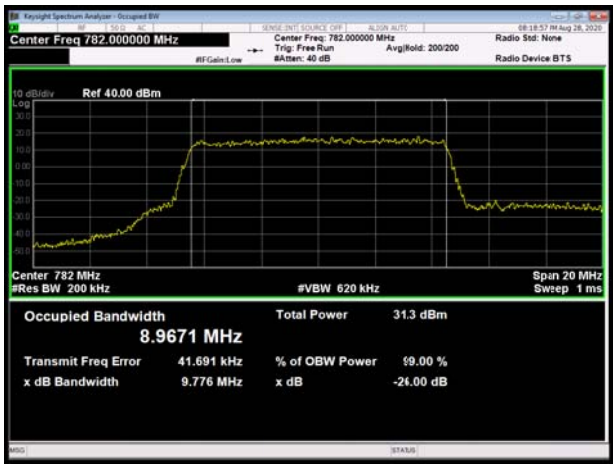

LTE Band 13 16QAM 10MHz CH-Middle

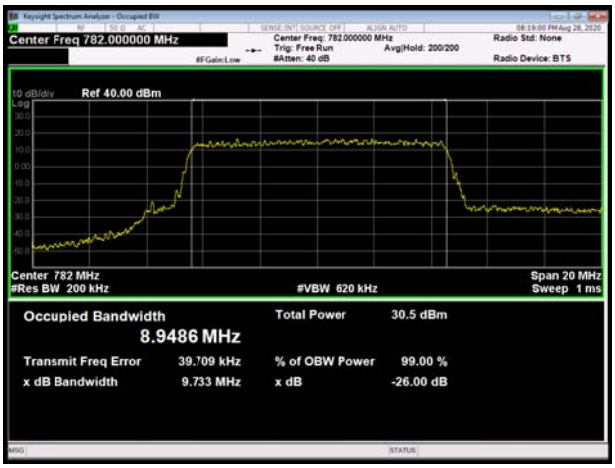

LTE Band 13 64QAM 5MHz CH-Low

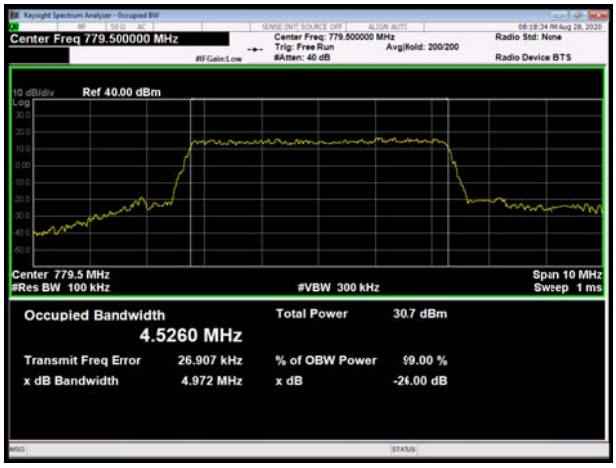

LTE Band 13 64QAM 5MHz CH-Middle

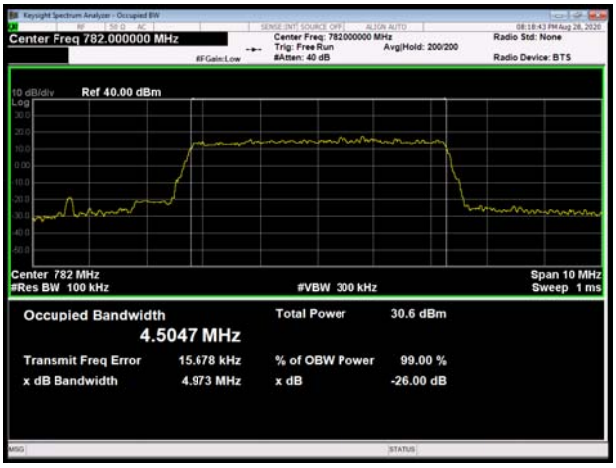

LTE Band 13 64QAM 5MHz CH-High

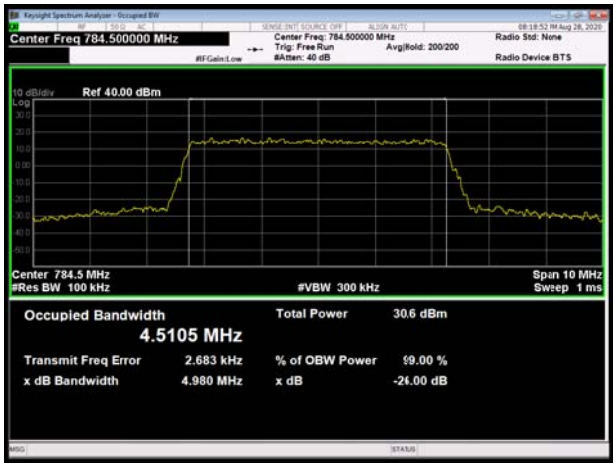

LTE Band 13 64QAM 10MHz CH-Middle

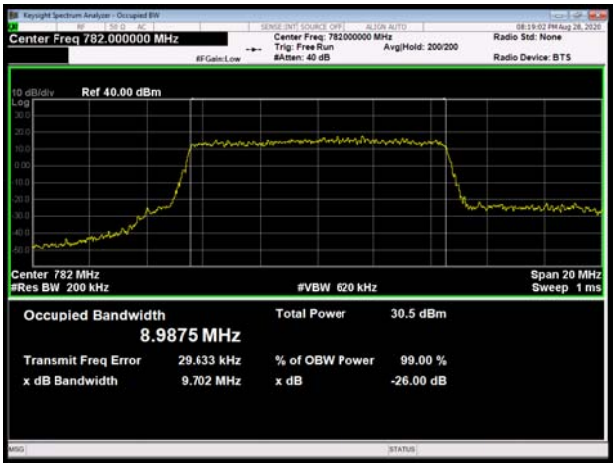

This report shall not be reproduced except in full, without the written approval of TA Technology (Shanghai) Co., Ltd.

LTE Band 66 QPSK 1.4MHz CH-Low

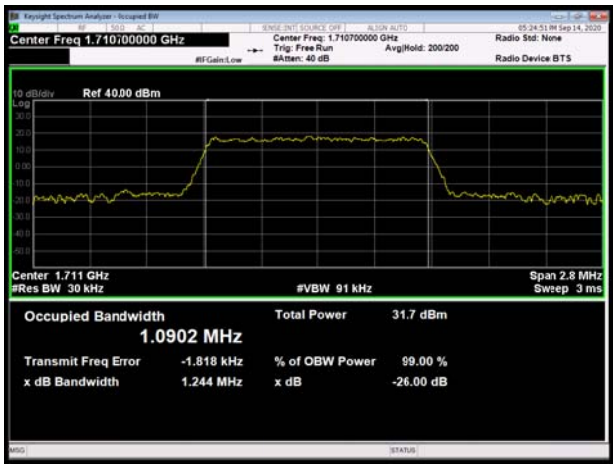

LTE Band 66 QPSK 3MHz CH-Low

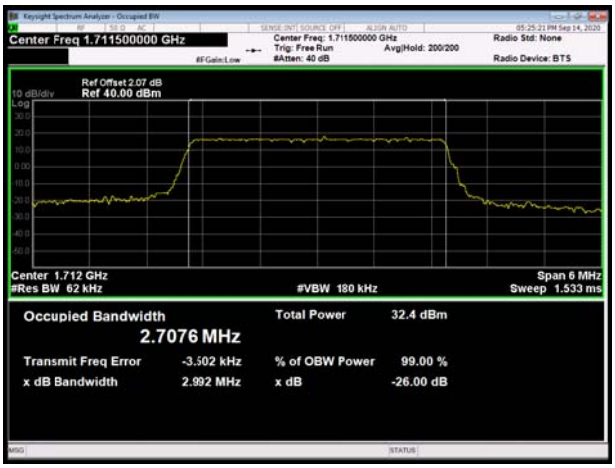

LTE Band 66 QPSK 1.4MHz CH-Middle

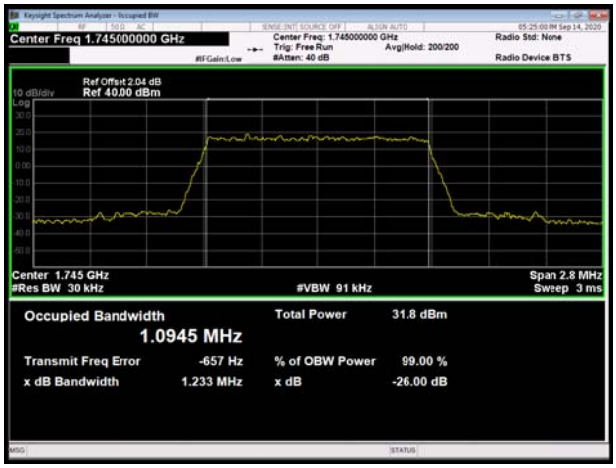

LTE Band 66 QPSK 3MHz CH-Middle

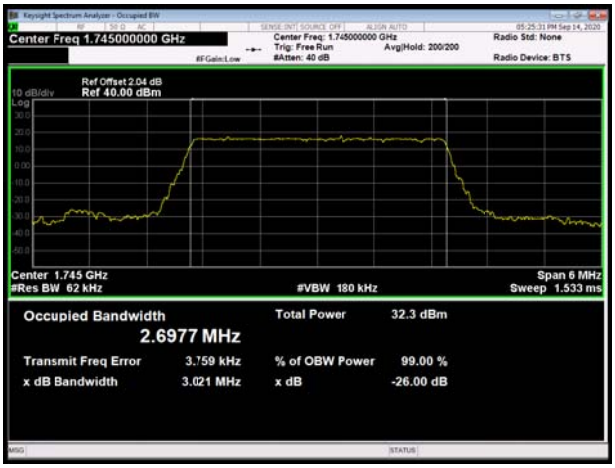

LTE Band 66 QPSK 1.4MHz CH-High

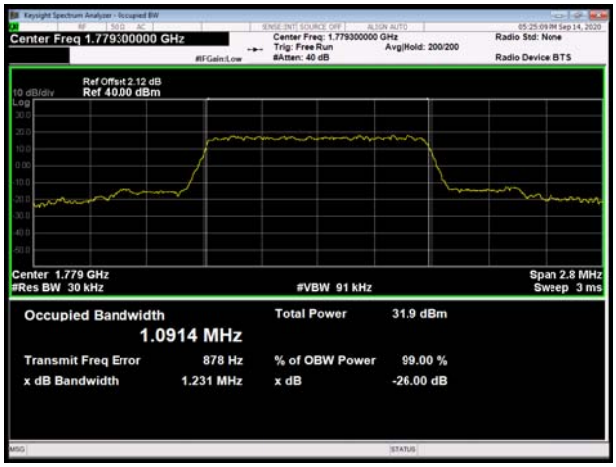

LTE Band 66 QPSK 3MHz CH-High

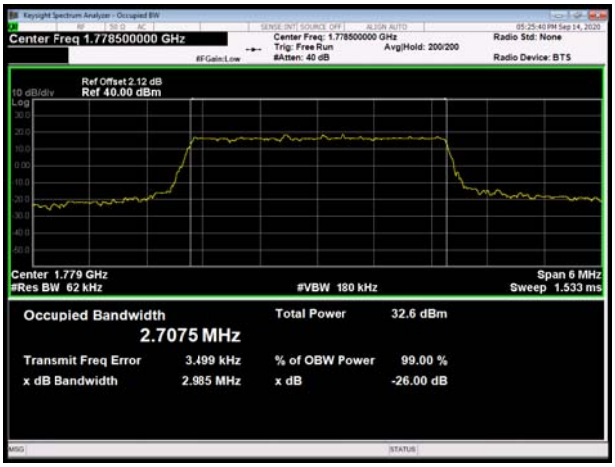

This report shall not be reproduced except in full, without the written approval of TA Technology (Shanghai) Co., Ltd.

LTE Band 66 QPSK 5MHz CH-Low

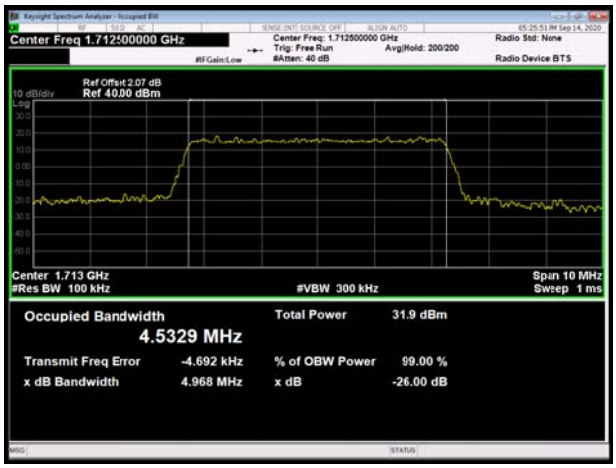

LTE Band 66 QPSK 10MHz CH-Low

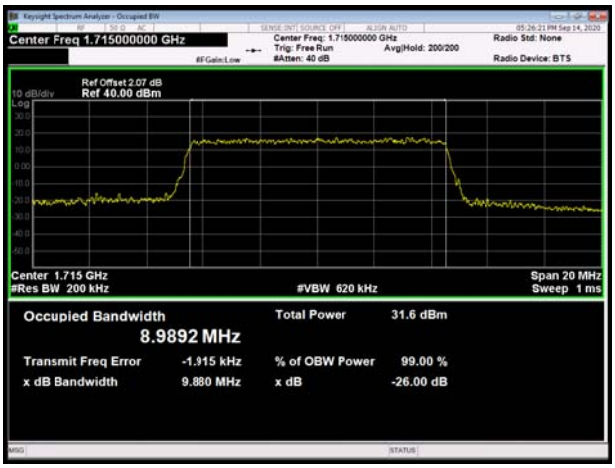

LTE Band 66 QPSK 5MHz CH-Middle

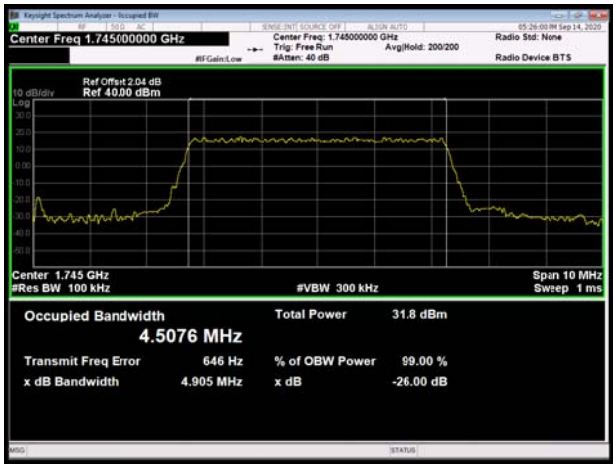

LTE Band 66 QPSK 10MHz CH-Middle

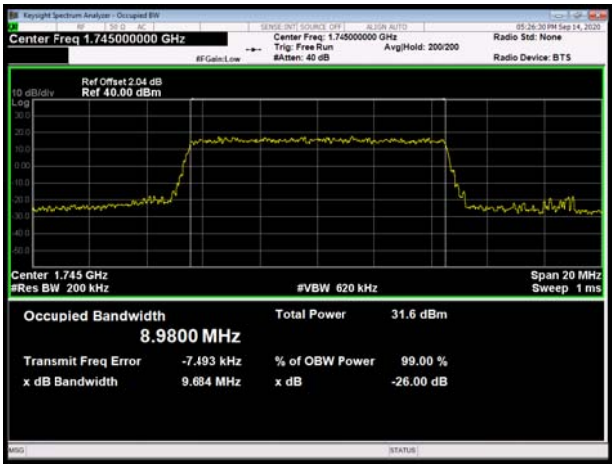

LTE Band 66 QPSK 5MHz CH-High

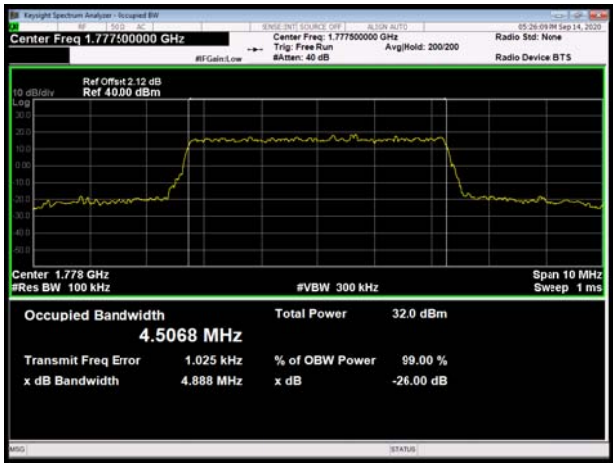

LTE Band 66 QPSK 10MHz CH-High

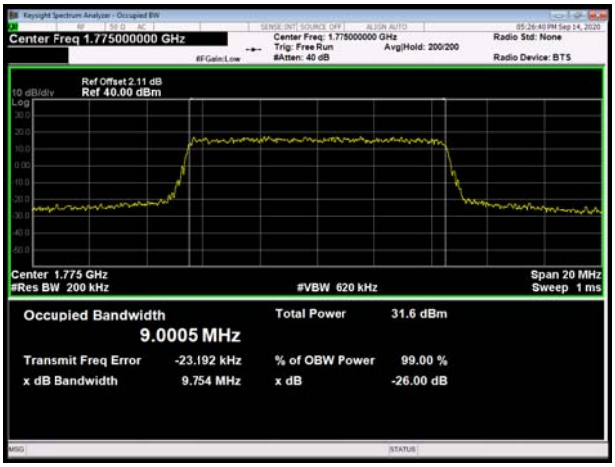

This report shall not be reproduced except in full, without the written approval of TA Technology (Shanghai) Co., Ltd.

LTE Band 66 QPSK 15MHz CH-Low

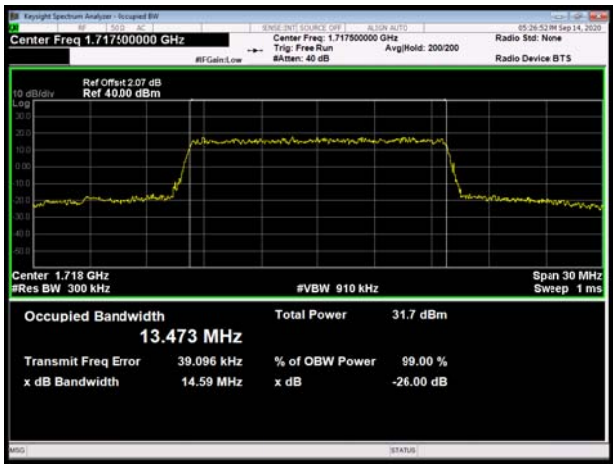

LTE Band 66 QPSK 20MHz CH-Low

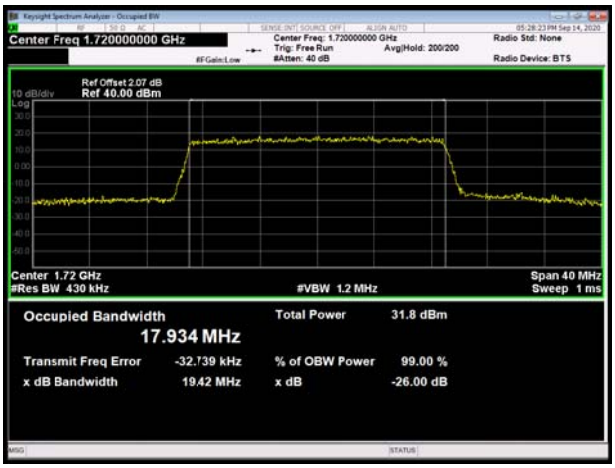

LTE Band 66 QPSK 15MHz CH-Middle

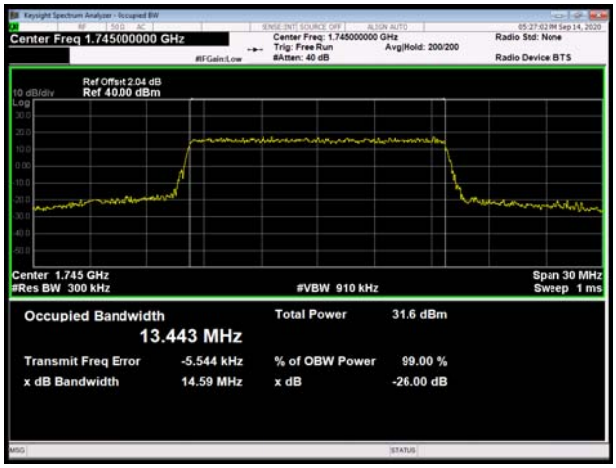

LTE Band 66 QPSK 20MHz CH-Middle

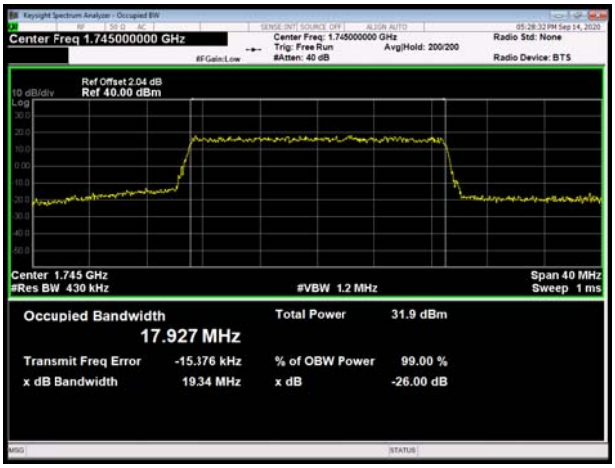

LTE Band 66 QPSK 15MHz CH-High

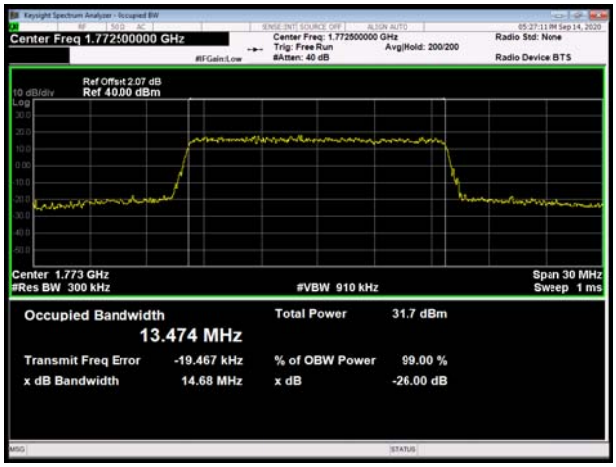

LTE Band 66 QPSK 20MHz CH-High

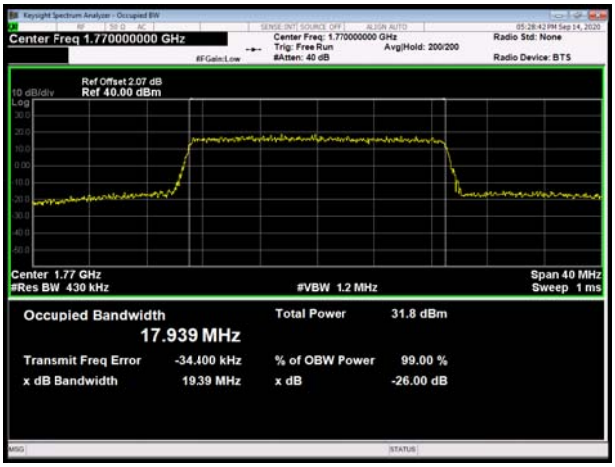

This report shall not be reproduced except in full, without the written approval of TA Technology (Shanghai) Co., Ltd.

LTE Band 66 16QAM 1.4MHz CH-Low

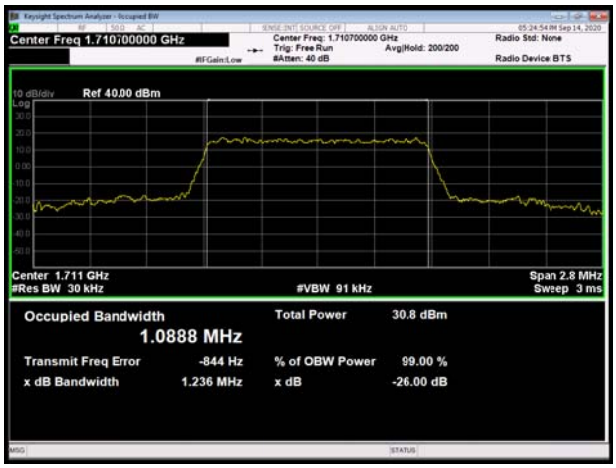

LTE Band 66 16QAM 3MHz CH-Low

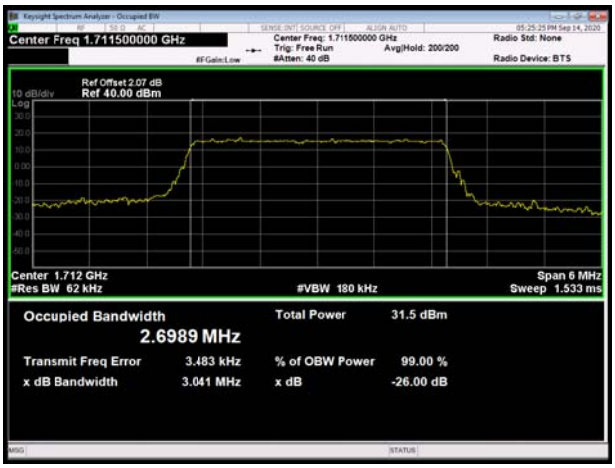

LTE Band 66 16QAM 1.4MHz CH-Middle

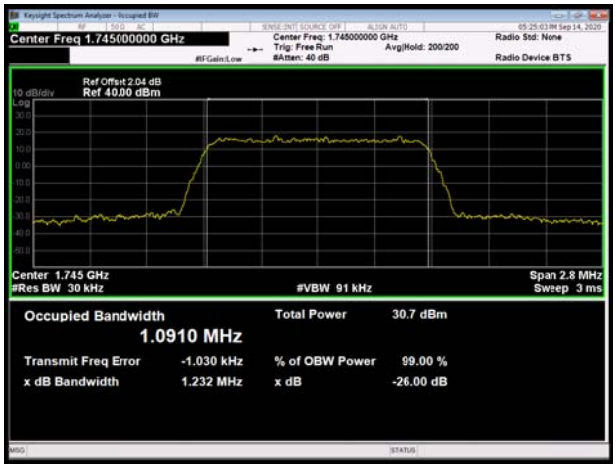

LTE Band 66 16QAM 3MHz CH-Middle

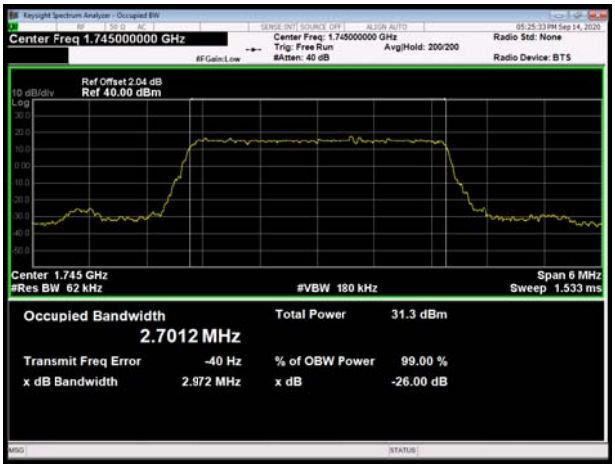

LTE Band 66 16QAM 1.4MHz CH-High

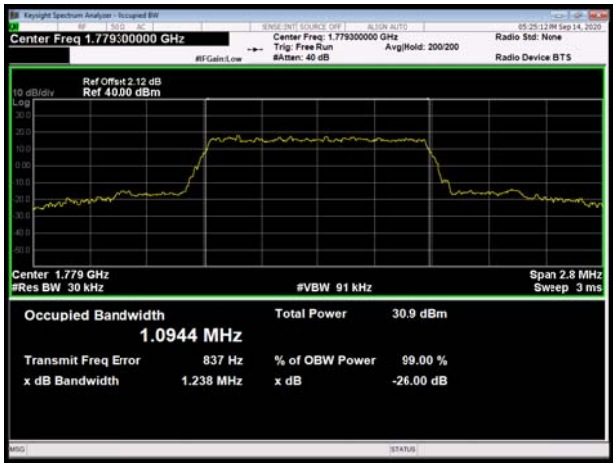

LTE Band 66 16QAM 3MHz CH-High

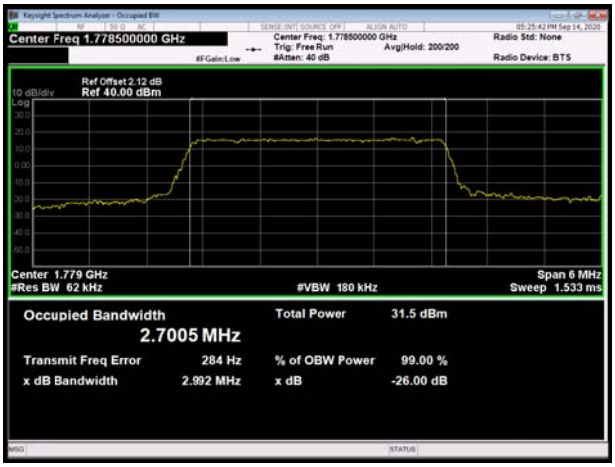

This report shall not be reproduced except in full, without the written approval of TA Technology (Shanghai) Co., Ltd.

LTE Band 66 16QAM 5MHz CH-Low

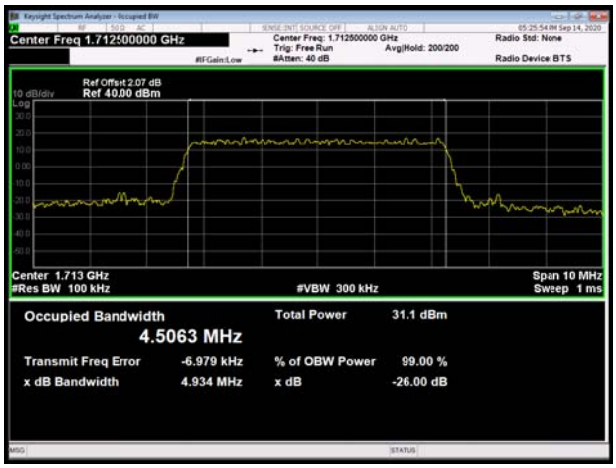

LTE Band 66 16QAM 10MHz CH-Low

LTE Band 66 16QAM 5MHz CH-Middle

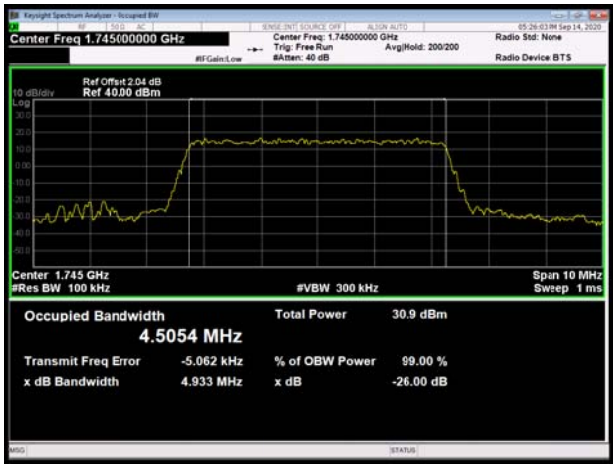

LTE Band 66 16QAM 10MHz CH-Middle

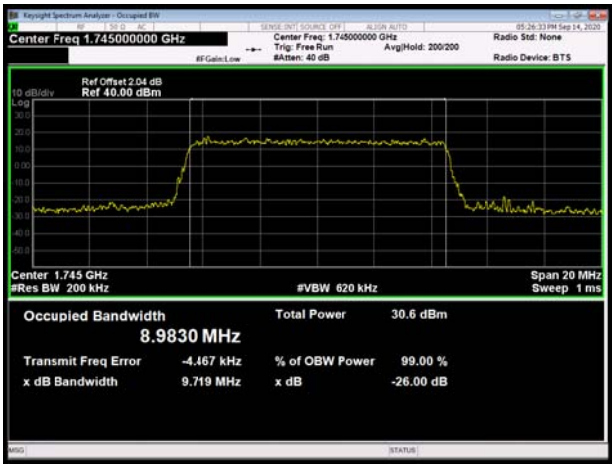

LTE Band 66 16QAM 5MHz CH-High

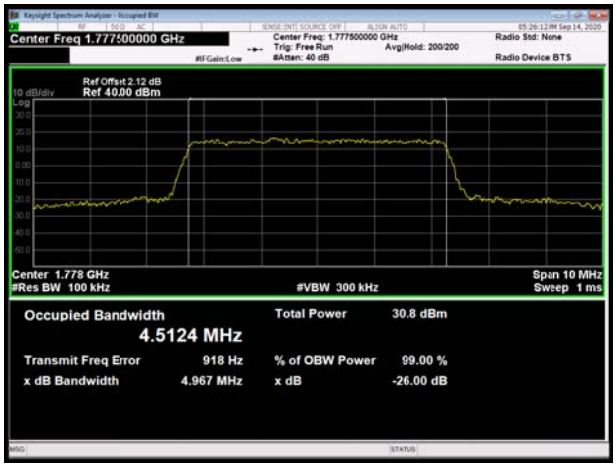

LTE Band 66 16QAM 10MHz CH-High

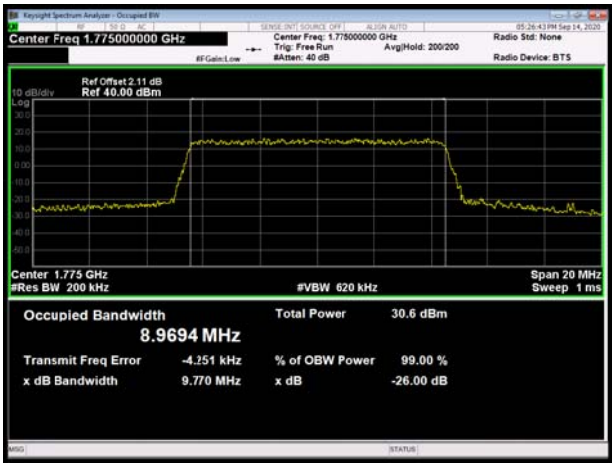

This report shall not be reproduced except in full, without the written approval of TA Technology (Shanghai) Co., Ltd.