Test Laboratory: Sporton International Inc. SAR/HAC Testing Lab Date: 2017/8/15

02_GSM1900_GPRS 3 Tx slots_Left Cheek_0mm_Ch661

Communication System: UID 0, GPRS (GMSK 3 Tx slot) (0); Frequency: 1880 MHz;Duty Cycle: 1:2.77
Medium: HSL_1900_2017/08/15 Medium parameters used: f = 1880 MHz; σ = 1.418 S/m; ε_r = 38.695; ρ = 1000 kg/m^3
Ambient Temperature：23.5 ℃; Liquid Temperature ：22.6 ℃

DASY5 Configuration:
- Probe: EX3DV4 - SN3935; ConvF(8.64, 8.64, 8.64); Calibrated: 2016/11/28;
- Sensor-Surface: 1.4mm (Mechanical Surface Detection)
- Electronics: DAE4 Sn1358; Calibrated: 2016/9/5
- Phantom: SAM2; Type: QD000P40CD; Serial: TP:1754
- Measurement SW: DASY52, Version 52.8 (8); SEMCAD X Version 14.6.10 (7331)

Ch661/Area Scan (71x121x1): Interpolated grid: dx=15mm, dy=15mm
Maximum value of SAR (interpolated) = 0.202 W/kg

Ch661/Zoom Scan (5x5x7)/Cube 0: Measurement grid: dx=8mm, dy=8mm, dz=5mm
Reference Value = 3.953 V/m; Power Drift = 0.05 dB
Peak SAR (extrapolated) = 0.230 W/kg
SAR(1 g) = 0.148 W/kg; SAR(10 g) = 0.094 W/kg
Maximum value of SAR (measured) = 0.201 W/kg



0 dB = 0.201 W/kg

Test Laboratory: Sporton International Inc. SAR/HAC Testing Lab Date: 2017/8/16

03_WCDMA Band V_RMC 12.2Kbps_Right Cheek_0mm_Ch4182

Communication System: UID 0, WCDMA (0); Frequency: 836.4 MHz;Duty Cycle: 1:1
Medium: HSL_835_2017/08/16 Medium parameters used: f = 836.4 MHz; σ = 0.909 S/m; ε_r = 40.551; ρ = 1000 kg/m^3
Ambient Temperature：23.7 ℃; Liquid Temperature ：22.8 ℃

DASY5 Configuration:
- Probe: EX3DV4 - SN3935; ConvF(10.61, 10.61, 10.61); Calibrated: 2016/11/28;
- Sensor-Surface: 1.4mm (Mechanical Surface Detection)
- Electronics: DAE4 Sn1358; Calibrated: 2016/9/5
- Phantom: SAM1; Type: QD000P40CD; Serial: TP:1753
- Measurement SW: DASY52, Version 52.8 (8); SEMCAD X Version 14.6.10 (7331)

Ch4182/Area Scan (71x121x1): Interpolated grid: dx=15mm, dy=15mm
Maximum value of SAR (interpolated) = 0.380 W/kg

Ch4182/Zoom Scan (6x6x7)/Cube 0: Measurement grid: dx=8mm, dy=8mm, dz=5mm
Reference Value = 8.901 V/m; Power Drift = 0.13 dB
Peak SAR (extrapolated) = 0.410 W/kg
SAR(1 g) = 0.328 W/kg; SAR(10 g) = 0.257 W/kg
Maximum value of SAR (measured) = 0.382 W/kg



0 dB = 0.382 W/kg

Test Laboratory: Sporton International Inc. SAR/HAC Testing Lab Date: 2017/8/16

04_WCDMA Band IV_RMC 12.2Kbps_Left Cheek_0mm_Ch1413

Communication System: UID 0, WCDMA (0); Frequency: 1732.6 MHz;Duty Cycle: 1:1
Medium: HSL_1750_2017/08/16 Medium parameters used: f = 1732.6 MHz; σ = 1.362 S/m; ε_r =40.724; ρ = 1000 kg/m^3
Ambient Temperature：23.7 ℃; Liquid Temperature ：22.6 ℃

DASY5 Configuration:
- Probe: EX3DV4 - SN3935; ConvF(9.03, 9.03, 9.03); Calibrated: 2016/11/28;
- Sensor-Surface: 1.4mm (Mechanical Surface Detection)
- Electronics: DAE4 Sn1358; Calibrated: 2016/9/5
- Phantom: SAM2; Type: QD000P40CD; Serial: TP:1754
- Measurement SW: DASY52, Version 52.8 (8); SEMCAD X Version 14.6.10 (7331)

Ch1413/Area Scan (71x121x1): Interpolated grid: dx=15mm, dy=15mm
Maximum value of SAR (interpolated) = 0.568 W/kg

Ch1413/Zoom Scan (5x5x7)/Cube 0: Measurement grid: dx=8mm, dy=8mm, dz=5mm
Reference Value = 6.777 V/m; Power Drift = 0.11 dB
Peak SAR (extrapolated) = 0.647 W/kg
SAR(1 g) = 0.428 W/kg; SAR(10 g) = 0.280 W/kg
Maximum value of SAR (measured) = 0.567 W/kg



0 dB = 0.567 W/kg

Test Laboratory: Sporton International Inc. SAR/HAC Testing Lab Date: 2017/8/15

05_WCDMA Band II_RMC 12.2Kbps_Left Cheek_0mm_Ch9538

Communication System: UID 0, WCDMA (0); Frequency: 1907.6 MHz;Duty Cycle: 1:1
Medium: HSL_1900_2017/08/15 Medium parameters used: f = 1907.6 MHz; σ = 1.447 S/m; ε_r =38.573; ρ = 1000 kg/m^3
Ambient Temperature：23.5 ℃; Liquid Temperature ：22.6 ℃

DASY5 Configuration:
- Probe: EX3DV4 - SN3935; ConvF(8.64, 8.64, 8.64); Calibrated: 2016/11/28;
- Sensor-Surface: 1.4mm (Mechanical Surface Detection)
- Electronics: DAE4 Sn1358; Calibrated: 2016/9/5
- Phantom: SAM2; Type: QD000P40CD; Serial: TP:1754
- Measurement SW: DASY52, Version 52.8 (8); SEMCAD X Version 14.6.10 (7331)

Ch9538/Area Scan (71x121x1): Interpolated grid: dx=15mm, dy=15mm
Maximum value of SAR (interpolated) = 0.352 W/kg

Ch9538/Zoom Scan (5x5x7)/Cube 0: Measurement grid: dx=8mm, dy=8mm, dz=5mm
Reference Value = 5.268 V/m; Power Drift = 0.15 dB
Peak SAR (extrapolated) = 0.401 W/kg
SAR(1 g) = 0.257 W/kg; SAR(10 g) = 0.163 W/kg
Maximum value of SAR (measured) = 0.346 W/kg



0 dB = 0.346 W/kg

Test Laboratory: Sporton International Inc. SAR/HAC Testing Lab Date: 2017/8/16

06_LTE Band 12_10M_QPSK_1RB_25offset_Right Cheek_0mm_Ch23095

Communication System: UID 0, FDD-LTE (0); Frequency: 707.5 MHz;Duty Cycle: 1:1
Medium: HSL_750_2017/08/16 Medium parameters used: f = 707.5 MHz; σ = 0.852 S/m; ε_r = 43.015; ρ = 1000 kg/m^3
Ambient Temperature：23.6 ℃; Liquid Temperature ：22.7 ℃

DASY5 Configuration:
- Probe: EX3DV4 - SN3935; ConvF(10.92, 10.92, 10.92); Calibrated: 2016/11/28;
- Sensor-Surface: 1.4mm (Mechanical Surface Detection)
- Electronics: DAE4 Sn1358; Calibrated: 2016/9/5
- Phantom: SAM2; Type: QD000P40CD; Serial: TP:1754
- Measurement SW: DASY52, Version 52.8 (8); SEMCAD X Version 14.6.10 (7331)

Ch23095/Area Scan (71x121x1): Interpolated grid: dx=15mm, dy=15mm
Maximum value of SAR (interpolated) = 0.248 W/kg

Ch23095/Zoom Scan (5x5x7)/Cube 0: Measurement grid: dx=8mm, dy=8mm, dz=5mm
Reference Value = 5.145 V/m; Power Drift = 0.09 dB
Peak SAR (extrapolated) = 0.262 W/kg
SAR(1 g) = 0.219 W/kg; SAR(10 g) = 0.175 W/kg
Maximum value of SAR (measured) = 0.249 W/kg



0 dB = 0.249 W/kg

Test Laboratory: Sporton International Inc. SAR/HAC Testing Lab Date: 2017/8/16

07_LTE Band 5_10M_QPSK_1RB_25offset_Left Cheek_0mm_Ch20525

Communication System: UID 0, FDD-LTE (0); Frequency: 836.5 MHz;Duty Cycle: 1:1
Medium: HSL_835_2017/08/16 Medium parameters used: f = 836.5 MHz; σ = 0.909 S/m; ε_r = 40.55; ρ = 1000 kg/m^3
Ambient Temperature：23.7 ℃; Liquid Temperature ：22.8 ℃

DASY5 Configuration:
- Probe: EX3DV4 - SN3935; ConvF(10.61, 10.61, 10.61); Calibrated: 2016/11/28;
- Sensor-Surface: 1.4mm (Mechanical Surface Detection)
- Electronics: DAE4 Sn1358; Calibrated: 2016/9/5
- Phantom: SAM1; Type: QD000P40CD; Serial: TP:1753
- Measurement SW: DASY52, Version 52.8 (8); SEMCAD X Version 14.6.10 (7331)

Ch20525/Area Scan (71x121x1): Interpolated grid: dx=15mm, dy=15mm
Maximum value of SAR (interpolated) = 0.407 W/kg

Ch20525/Zoom Scan (5x5x7)/Cube 0: Measurement grid: dx=8mm, dy=8mm, dz=5mm
Reference Value = 8.263 V/m; Power Drift = 0.07 dB
Peak SAR (extrapolated) = 0.429 W/kg
SAR(1 g) = 0.351 W/kg; SAR(10 g) = 0.273 W/kg
Maximum value of SAR (measured) = 0.404 W/kg



0 dB = 0.404 W/kg

Test Laboratory: Sporton International Inc. SAR/HAC Testing Lab Date: 2017/8/16

08_LTE Band 66_20M_QPSK_1RB_49offset_Left Cheek_0mm_Ch132322

Communication System: UID 0, FDD-LTE (0); Frequency: 1745 MHz;Duty Cycle: 1:1
Medium: HSL_1750_2017/08/16 Medium parameters used: f = 1745 MHz; σ = 1.376 S/m; ε_r = 40.69; ρ = 1000 kg/m^3
Ambient Temperature：23.7 ℃; Liquid Temperature ：22.6 ℃

DASY5 Configuration:
- Probe: EX3DV4 - SN3935; ConvF(9.03, 9.03, 9.03); Calibrated: 2016/11/28;
- Sensor-Surface: 1.4mm (Mechanical Surface Detection)
- Electronics: DAE4 Sn1358; Calibrated: 2016/9/5
- Phantom: SAM2; Type: QD000P40CD; Serial: TP:1754
- Measurement SW: DASY52, Version 52.8 (8); SEMCAD X Version 14.6.10 (7331)

Ch132322/Area Scan (71x121x1): Interpolated grid: dx=15mm, dy=15mm
Maximum value of SAR (interpolated) = 0.478 W/kg

Ch132322/Zoom Scan (5x5x7)/Cube 0: Measurement grid: dx=8mm, dy=8mm, dz=5mm
Reference Value = 6.770 V/m; Power Drift = 0.13 dB
Peak SAR (extrapolated) = 0.534 W/kg
SAR(1 g) = 0.355 W/kg; SAR(10 g) = 0.234 W/kg
Maximum value of SAR (measured) = 0.469 W/kg



0 dB = 0.469 W/kg

Test Laboratory: Sporton International Inc. SAR/HAC Testing Lab Date: 2017/8/15

09_LTE Band 2_20M_QPSK_1RB_49offset_Left Cheek_0mm_Ch18900

Communication System: UID 0, FDD-LTE (0); Frequency: 1880 MHz;Duty Cycle: 1:1
Medium: HSL_1900_2017/08/15 Medium parameters used: f = 1880 MHz; σ = 1.418 S/m; ε_r = 38.695; ρ = 1000 kg/m^3
Ambient Temperature：23.5 ℃; Liquid Temperature ：22.6 ℃

DASY5 Configuration:
- Probe: EX3DV4 - SN3935; ConvF(8.64, 8.64, 8.64); Calibrated: 2016/11/28;
- Sensor-Surface: 1.4mm (Mechanical Surface Detection)
- Electronics: DAE4 Sn1358; Calibrated: 2016/9/5
- Phantom: SAM2; Type: QD000P40CD; Serial: TP:1754
- Measurement SW: DASY52, Version 52.8 (8); SEMCAD X Version 14.6.10 (7331)

Ch18900/Area Scan (71x121x1): Interpolated grid: dx=15mm, dy=15mm
Maximum value of SAR (interpolated) = 0.363 W/kg

Ch18900/Zoom Scan (5x5x7)/Cube 0: Measurement grid: dx=8mm, dy=8mm, dz=5mm
Reference Value = 5.434 V/m; Power Drift = 0.04 dB
Peak SAR (extrapolated) = 0.424 W/kg
SAR(1 g) = 0.272 W/kg; SAR(10 g) = 0.172 W/kg
Maximum value of SAR (measured) = 0.369 W/kg



0 dB = 0.369 W/kg

Test Laboratory: Sporton International Inc. SAR/HAC Testing Lab Date: 2017/8/18

10_WLAN2.4GHz_802.11b 1Mbps_Left Cheek_0mm_Ch6

Communication System: UID 0, 802.11b (0); Frequency: 2437 MHz;Duty Cycle: 1:1.025
Medium: HSL_2450_2017/08/18 Medium parameters used: f = 2437 MHz; σ = 1.867 S/m; ε_r = 37.711; ρ = 1000 kg/m^3
Ambient Temperature：23.6 ℃; Liquid Temperature ：22.3 ℃

DASY5 Configuration:
- Probe: EX3DV4 - SN3935; ConvF(7.81, 7.81, 7.81); Calibrated: 2016/11/28;
- Sensor-Surface: 1.4mm (Mechanical Surface Detection)
- Electronics: DAE4 Sn1358; Calibrated: 2016/9/5
- Phantom: SAM1; Type: QD000P40CD; Serial: TP:1753
- Measurement SW: DASY52, Version 52.8 (8); SEMCAD X Version 14.6.10 (7331)

Ch6/Area Scan (81x151x1): Interpolated grid: dx=12mm, dy=12mm
Maximum value of SAR (interpolated) = 0.610 W/kg

Ch6/Zoom Scan (8x7x7)/Cube 0: Measurement grid: dx=5mm, dy=5mm, dz=5mm
Reference Value = 8.974 V/m; Power Drift = 0.01 dB
Peak SAR (extrapolated) = 0.768 W/kg
SAR(1 g) = 0.333 W/kg; SAR(10 g) = 0.170 W/kg
Maximum value of SAR (measured) = 0.573 W/kg

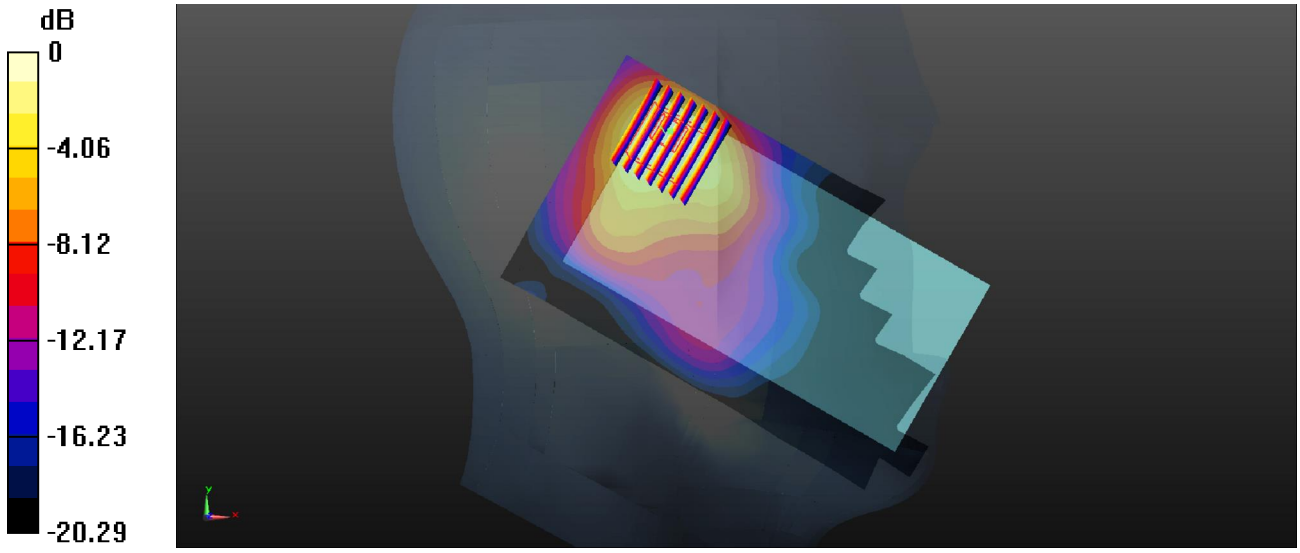

0 dB = 0.573 W/kg

Test Laboratory: Sporton International Inc. SAR/HAC Testing Lab Date: 2017/8/14

11_GSM850_GPRS(4 Tx slots)_Back_10mm_Ch251_Hotspot off

Communication System: UID 0, GPRS (GMSK 4 Tx slot) (0); Frequency: 848.8 MHz;Duty Cycle: 1:2.08
Medium: MSL_835_2017/08/14 Medium parameters used: f = 848.8 MHz; σ = 1.006 S/m; ε_r = 55.621;ρ = 1000 kg/m^3
Ambient Temperature：23.8 ℃; Liquid Temperature ：22.5 ℃

DASY5 Configuration:
- Probe: EX3DV4 - SN3935; ConvF(10.48, 10.48, 10.48); Calibrated: 2016/11/28;
- Sensor-Surface: 1.4mm (Mechanical Surface Detection)
- Electronics: DAE4 Sn1358; Calibrated: 2016/9/5
- Phantom: SAM2; Type: QD000P40CD; Serial: TP:1754
- Measurement SW: DASY52, Version 52.8 (8); SEMCAD X Version 14.6.10 (7331)

Ch251/Area Scan (71x121x1): Interpolated grid: dx=15mm, dy=15mm
Maximum value of SAR (interpolated) = 0.625 W/kg

Ch251/Zoom Scan (5x5x7)/Cube 0: Measurement grid: dx=8mm, dy=8mm, dz=5mm
Reference Value = 22.50 V/m; Power Drift = 0.04 dB
Peak SAR (extrapolated) = 0.670 W/kg
SAR(1 g) = 0.511 W/kg; SAR(10 g) = 0.397 W/kg
Maximum value of SAR (measured) = 0.610 W/kg

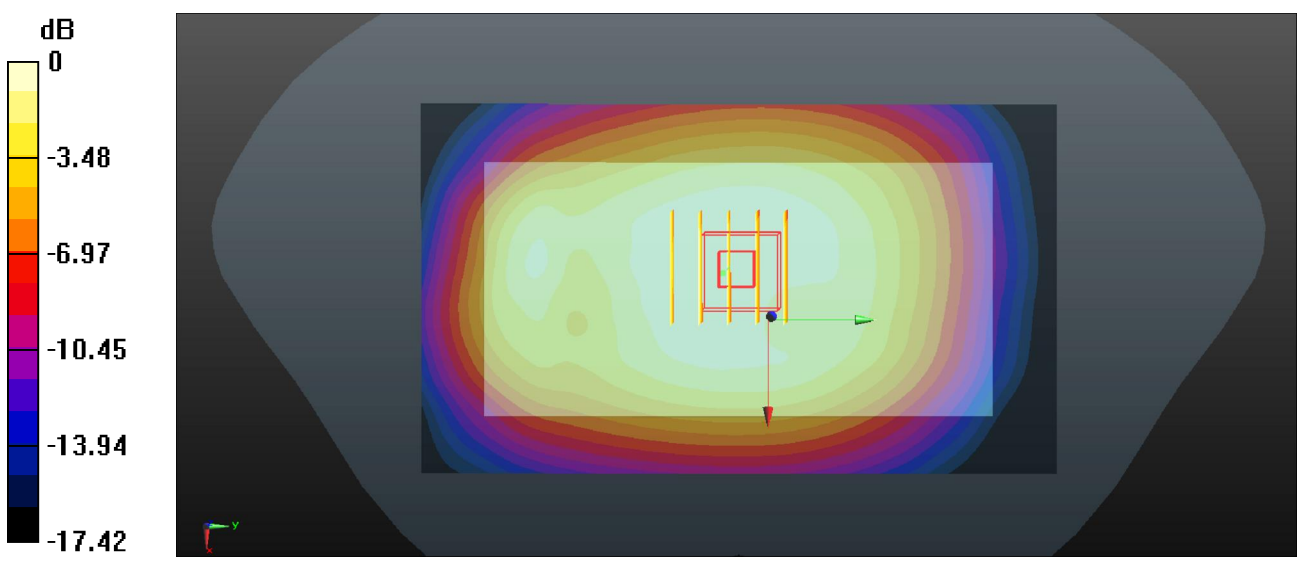

0 dB = 0.610 W/kg

Test Laboratory: Sporton International Inc. SAR/HAC Testing Lab Date: 2017/8/8

12_GSM1900_GPRS 3 Tx slots_Back_10mm_Ch810_Hotspot off

Communication System: UID 0, GPRS (GMSK 3 Tx slot) (0); Frequency: 1909.8 MHz;Duty Cycle: 1:2.77
Medium: MSL_1900_2017/08/08 Medium parameters used: f = 1909.8 MHz; σ = 1.534 S/m; ε_r = 54.485; ρ = 1000 kg/m^3
Ambient Temperature：23.6 ℃; Liquid Temperature ：22.3 ℃

DASY5 Configuration:
- Probe: EX3DV4 - SN3935; ConvF(8.18, 8.18, 8.18); Calibrated: 2016/11/28;
- Sensor-Surface: 1.4mm (Mechanical Surface Detection)
- Electronics: DAE4 Sn1358; Calibrated: 2016/9/5
- Phantom: SAM2; Type: QD000P40CD; Serial: TP:1754
- Measurement SW: DASY52, Version 52.8 (8); SEMCAD X Version 14.6.10 (7331)

Ch810/Area Scan (71x121x1): Interpolated grid: dx=15mm, dy=15mm
Maximum value of SAR (interpolated) = 1.13 W/kg

Ch810/Zoom Scan (5x5x7)/Cube 0: Measurement grid: dx=8mm, dy=8mm, dz=5mm
Reference Value = 8.038 V/m; Power Drift = -0.08 dB
Peak SAR (extrapolated) = 1.51 W/kg
SAR(1 g) = 0.882 W/kg; SAR(10 g) = 0.459 W/kg
Maximum value of SAR (measured) = 1.31 W/kg

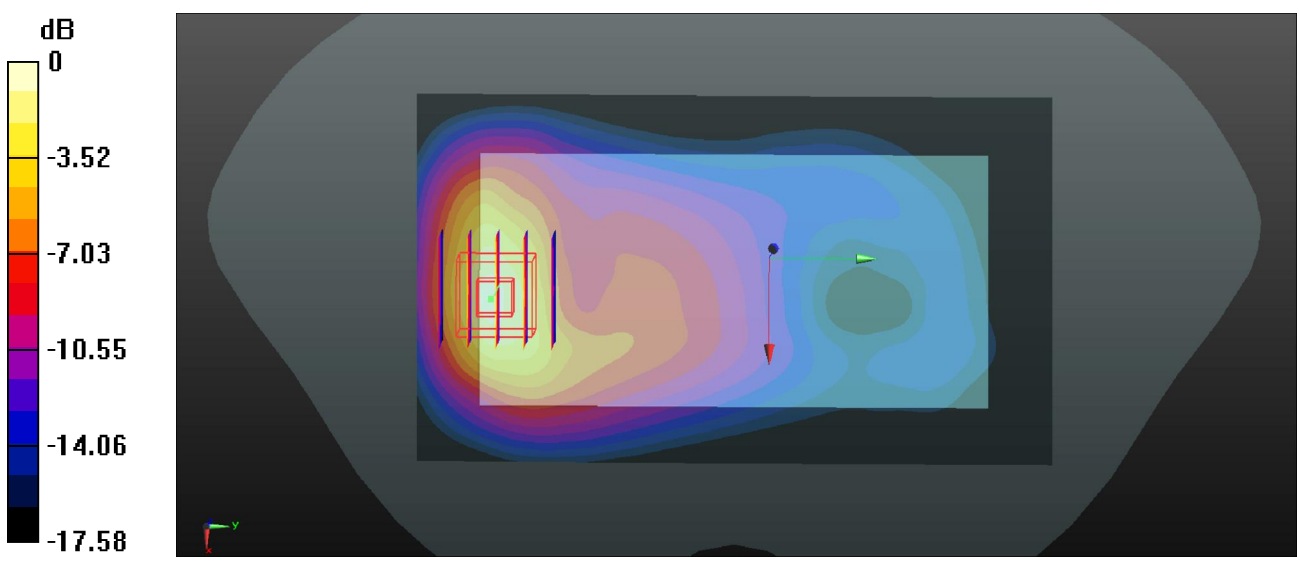

0 dB = 1.31 W/kg

Test Laboratory: Sporton International Inc. SAR/HAC Testing Lab Date: 2017/8/14

13_WCDMA Band V_RMC 12.2Kbps_Right side_10mm_Ch4182_Hotspot off

Communication System: UID 0, WCDMA (0); Frequency: 836.4 MHz;Duty Cycle: 1:1
Medium: MSL_835_2017/08/14 Medium parameters used: f = 836.4 MHz; σ = 0.994 S/m; ε_r = 55.74; ρ = 1000 kg/m^3
Ambient Temperature：23.8 ℃; Liquid Temperature ：22.5 ℃

DASY5 Configuration:
- Probe: EX3DV4 - SN3935; ConvF(10.48, 10.48, 10.48); Calibrated: 2016/11/28;
- Sensor-Surface: 1.4mm (Mechanical Surface Detection)
- Electronics: DAE4 Sn1358; Calibrated: 2016/9/5
- Phantom: SAM2; Type: QD000P40CD; Serial: TP:1754
- Measurement SW: DASY52, Version 52.8 (8); SEMCAD X Version 14.6.10 (7331)

Ch4182/Area Scan (31x121x1): Interpolated grid: dx=15mm, dy=15mm
Maximum value of SAR (interpolated) = 0.549 W/kg

Ch4182/Zoom Scan (5x5x7)/Cube 0: Measurement grid: dx=8mm, dy=8mm, dz=5mm
Reference Value = 20.47 V/m; Power Drift = -0.01 dB
Peak SAR (extrapolated) = 0.620 W/kg
SAR(1 g) = 0.421 W/kg; SAR(10 g) = 0.293 W/kg
Maximum value of SAR (measured) = 0.545 W/kg

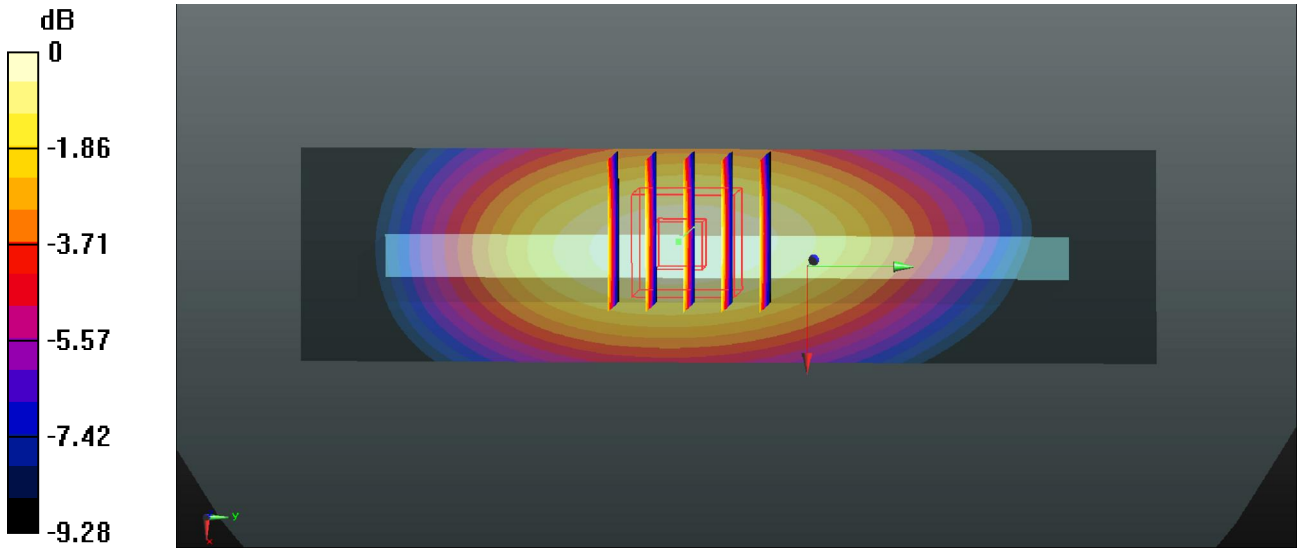

0 dB = 0.545 W/kg

Test Laboratory: Sporton International Inc. SAR/HAC Testing Lab Date: 2017/8/11

14_WCDMA Band IV_RMC 12.2Kbps_Back_10mm_Ch1312_Hotspot on

Communication System: UID 0, WCDMA (0); Frequency: 1712.4 MHz;Duty Cycle: 1:1
Medium: MSL_1750_2017/08/11 Medium parameters used: f = 1712.4 MHz; σ = 1.487 S/m; ε_r = 52.193; ρ = 1000 kg/m^3
Ambient Temperature：23.7 ℃; Liquid Temperature ：22.5 ℃

DASY5 Configuration:
- Probe: EX3DV4 - SN3935; ConvF(8.46, 8.46, 8.46); Calibrated: 2016/11/28;
- Sensor-Surface: 1.4mm (Mechanical Surface Detection)
- Electronics: DAE4 Sn1358; Calibrated: 2016/9/5
- Phantom: SAM1; Type: QD000P40CD; Serial: TP:1753
- Measurement SW: DASY52, Version 52.8 (8); SEMCAD X Version 14.6.10 (7331)

Ch1312/Area Scan (71x121x1): Interpolated grid: dx=15mm, dy=15mm
Maximum value of SAR (interpolated) = 1.22 W/kg

Ch1312/Zoom Scan (5x5x7)/Cube 0: Measurement grid: dx=8mm, dy=8mm, dz=5mm
Reference Value = 9.928 V/m; Power Drift = 0.06 dB
Peak SAR (extrapolated) = 1.62 W/kg
SAR(1 g) = 0.956 W/kg; SAR(10 g) = 0.536 W/kg
Maximum value of SAR (measured) = 1.40 W/kg

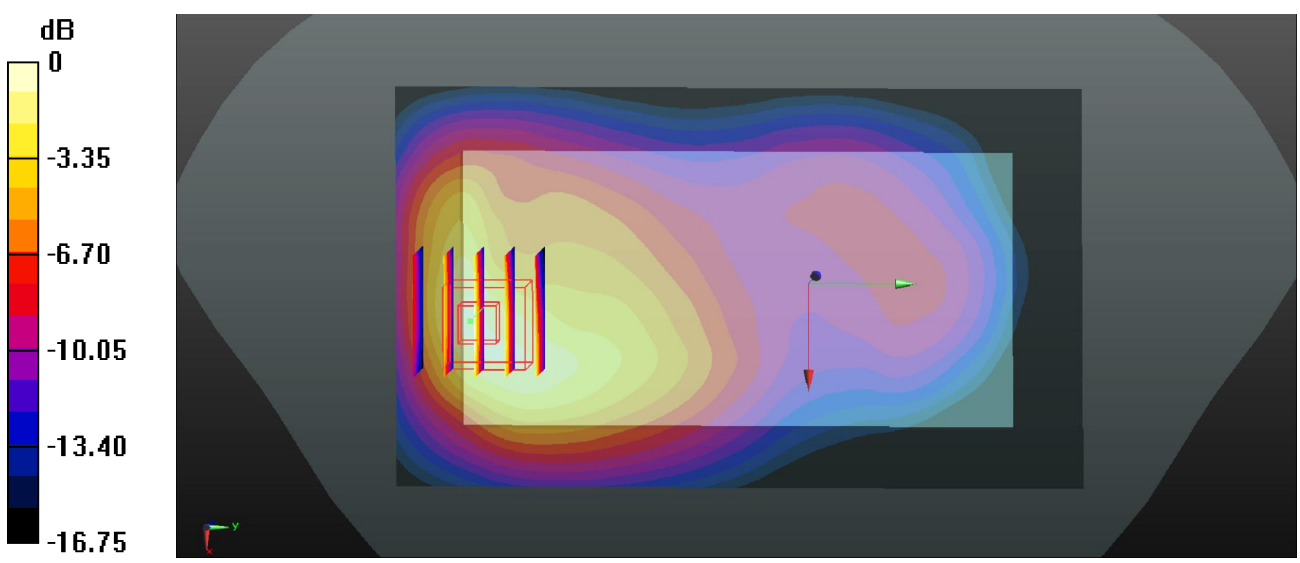

0 dB = 1.40 W/kg

Test Laboratory: Sporton International Inc. SAR/HAC Testing Lab Date: 2017/8/8

15_WCDMA Band II_RMC 12.2Kbps_Back_10mm_Ch9538_Hotspot on

Communication System: UID 0, WCDMA (0); Frequency: 1907.6 MHz;Duty Cycle: 1:1
Medium: MSL_1900_2017/08/08 Medium parameters used: f = 1907.6 MHz; σ = 1.532 S/m; ε_r =54.489; ρ = 1000 kg/m^3
Ambient Temperature：23.6 ℃; Liquid Temperature ：22.3 ℃

DASY5 Configuration:
- Probe: EX3DV4 - SN3935; ConvF(8.18, 8.18, 8.18); Calibrated: 2016/11/28;
- Sensor-Surface: 1.4mm (Mechanical Surface Detection)
- Electronics: DAE4 Sn1358; Calibrated: 2016/9/5
- Phantom: SAM2; Type: QD000P40CD; Serial: TP:1754
- Measurement SW: DASY52, Version 52.8 (8); SEMCAD X Version 14.6.10 (7331)

Ch9538/Area Scan (71x121x1): Interpolated grid: dx=15mm, dy=15mm
Maximum value of SAR (interpolated) = 1.42 W/kg

Ch9538/Zoom Scan (5x5x7)/Cube 0: Measurement grid: dx=8mm, dy=8mm, dz=5mm
Reference Value = 8.747 V/m; Power Drift = -0.02 dB
Peak SAR (extrapolated) = 1.84 W/kg
SAR(1 g) = 1.09 W/kg; SAR(10 g) = 0.568 W/kg
Maximum value of SAR (measured) = 1.59 W/kg

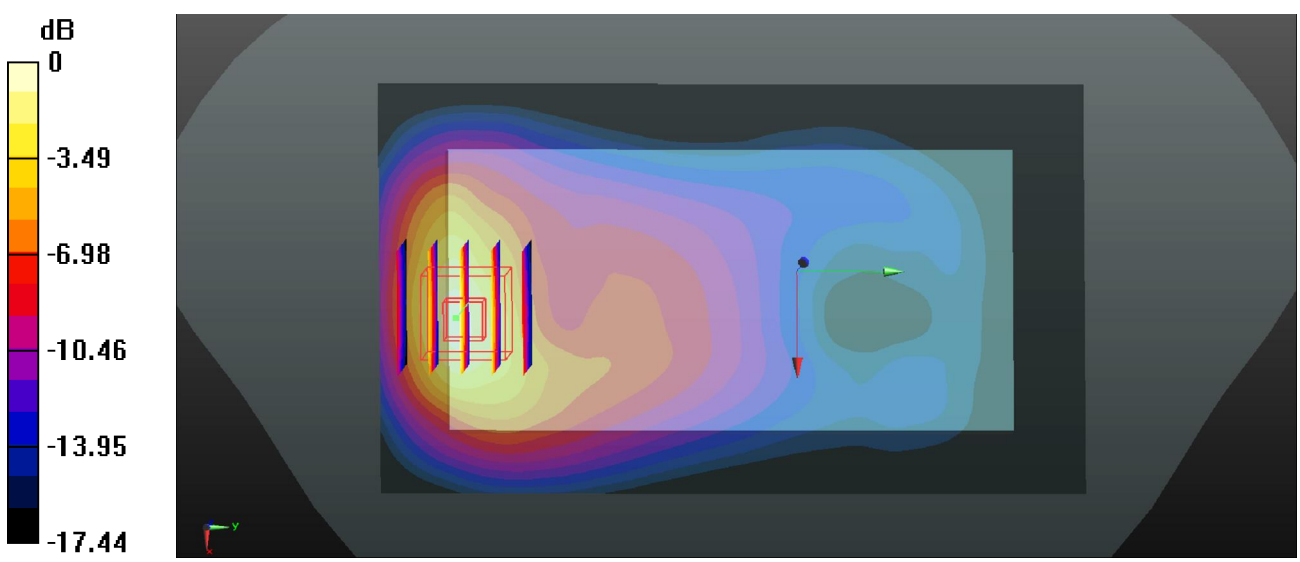

0 dB = 1.59 W/kg

Test Laboratory: Sporton International Inc. SAR/HAC Testing Lab Date: 2017/8/15

16_LTE Band 12_10M_QPSK_1RB_25offset_Back_10mm_Ch23095_Hotspot off

Communication System: UID 0, FDD-LTE (0); Frequency: 707.5 MHz;Duty Cycle: 1:1
Medium: MSL_750_2017/08/15 Medium parameters used: f = 707.5 MHz; σ = 0.936 S/m; ε_r = 54.325; ρ = 1000 kg/m^3
Ambient Temperature：23.4 ℃; Liquid Temperature ：22.7 ℃

DASY5 Configuration:
- Probe: EX3DV4 - SN3935; ConvF(10.68, 10.68, 10.68); Calibrated: 2016/11/28;
- Sensor-Surface: 1.4mm (Mechanical Surface Detection)
- Electronics: DAE4 Sn1358; Calibrated: 2016/9/5
- Phantom: SAM2; Type: QD000P40CD; Serial: TP:1754
- Measurement SW: DASY52, Version 52.8 (8); SEMCAD X Version 14.6.10 (7331)

Ch23095/Area Scan (71x121x1): Interpolated grid: dx=15mm, dy=15mm
Maximum value of SAR (interpolated) = 0.643 W/kg

Ch23095/Zoom Scan (5x5x7)/Cube 0: Measurement grid: dx=8mm, dy=8mm, dz=5mm
Reference Value = 23.30 V/m; Power Drift = -0.04 dB
Peak SAR (extrapolated) = 0.694 W/kg
SAR(1 g) = 0.542 W/kg; SAR(10 g) = 0.422 W/kg
Maximum value of SAR (measured) = 0.640 W/kg

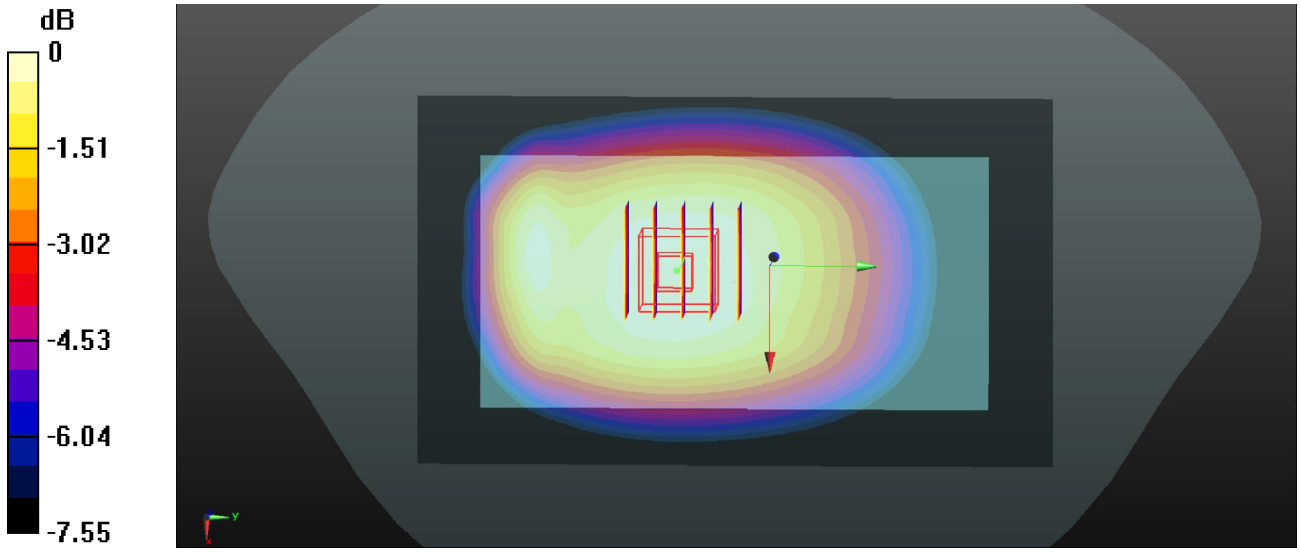

0 dB = 0.640 W/kg

Test Laboratory: Sporton International Inc. SAR/HAC Testing Lab Date: 2017/8/14

17_LTE Band 5_10M_QPSK_1RB_25offset_Back_10mm_Ch20525_Hotspot off

Communication System: UID 0, FDD-LTE (0); Frequency: 836.5 MHz;Duty Cycle: 1:1
Medium: MSL_835_2017/08/14 Medium parameters used: f = 836.5 MHz; σ = 0.994 S/m; ε_r = 55.739; ρ = 1000 kg/m^3
Ambient Temperature：23.8 ℃; Liquid Temperature ：22.5 ℃

DASY5 Configuration:
- Probe: EX3DV4 - SN3935; ConvF(10.48, 10.48, 10.48); Calibrated: 2016/11/28;
- Sensor-Surface: 1.4mm (Mechanical Surface Detection)
- Electronics: DAE4 Sn1358; Calibrated: 2016/9/5
- Phantom: SAM2; Type: QD000P40CD; Serial: TP:1754
- Measurement SW: DASY52, Version 52.8 (8); SEMCAD X Version 14.6.10 (7331)

Ch20525/Area Scan (71x121x1): Interpolated grid: dx=15mm, dy=15mm
Maximum value of SAR (interpolated) = 0.678 W/kg

Ch20525/Zoom Scan (5x5x7)/Cube 0: Measurement grid: dx=8mm, dy=8mm, dz=5mm
Reference Value = 23.73 V/m; Power Drift = 0.04 dB
Peak SAR (extrapolated) = 0.739 W/kg
SAR(1 g) = 0.564 W/kg; SAR(10 g) = 0.440 W/kg
Maximum value of SAR (measured) = 0.677 W/kg

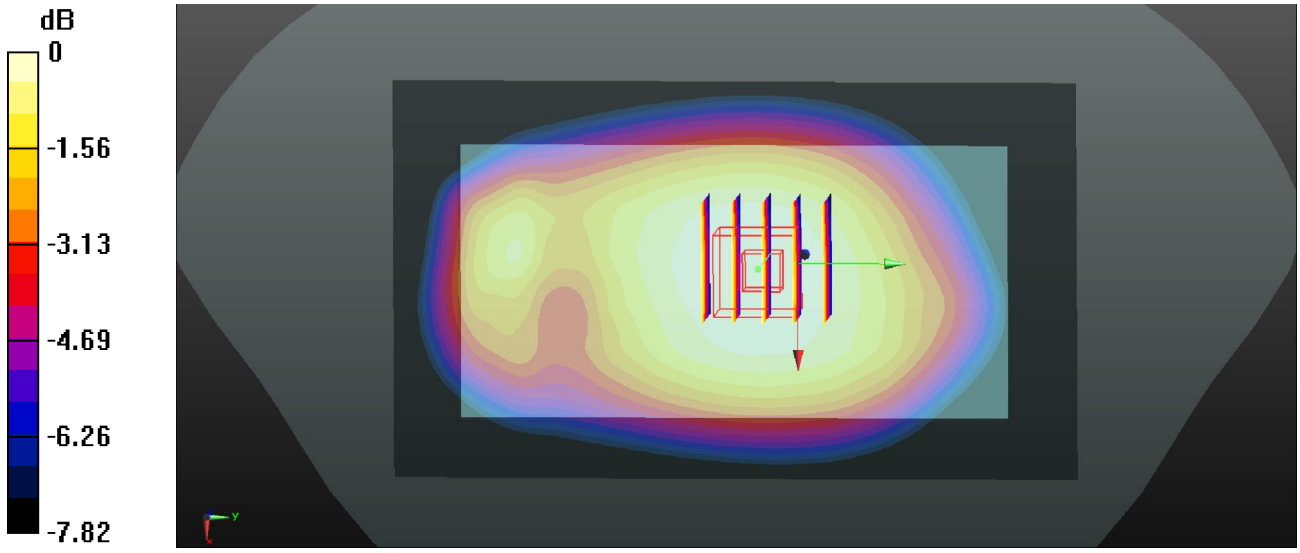

0 dB = 0.677 W/kg

Test Laboratory: Sporton International Inc. SAR/HAC Testing Lab Date: 2017/8/11

18_LTE Band 66_20M_QPSK_50RB_0offset_Back_10mm_Ch132572_Hotspot on

Communication System: UID 0, FDD-LTE (0); Frequency: 1770 MHz;Duty Cycle: 1:1
Medium: MSL_1750_2017/08/11 Medium parameters used: f = 1770 MHz; σ = 1.554 S/m; ε_r = 51.978; ρ = 1000 kg/m^3
Ambient Temperature：23.7 ℃; Liquid Temperature ：22.5 ℃

DASY5 Configuration:
- Probe: EX3DV4 - SN3935; ConvF(8.46, 8.46, 8.46); Calibrated: 2016/11/28;
- Sensor-Surface: 1.4mm (Mechanical Surface Detection)
- Electronics: DAE4 Sn1358; Calibrated: 2016/9/5
- Phantom: SAM1; Type: QD000P40CD; Serial: TP:1753
- Measurement SW: DASY52, Version 52.8 (8); SEMCAD X Version 14.6.10 (7331)

Ch132572/Area Scan (71x121x1): Interpolated grid: dx=15mm, dy=15mm
Maximum value of SAR (interpolated) = 1.18 W/kg

Ch132572/Zoom Scan (5x5x7)/Cube 0: Measurement grid: dx=8mm, dy=8mm, dz=5mm
Reference Value = 7.780 V/m; Power Drift = -0.03 dB
Peak SAR (extrapolated) = 1.68 W/kg
SAR(1 g) = 0.981 W/kg; SAR(10 g) = 0.529 W/kg
Maximum value of SAR (measured) = 1.46 W/kg

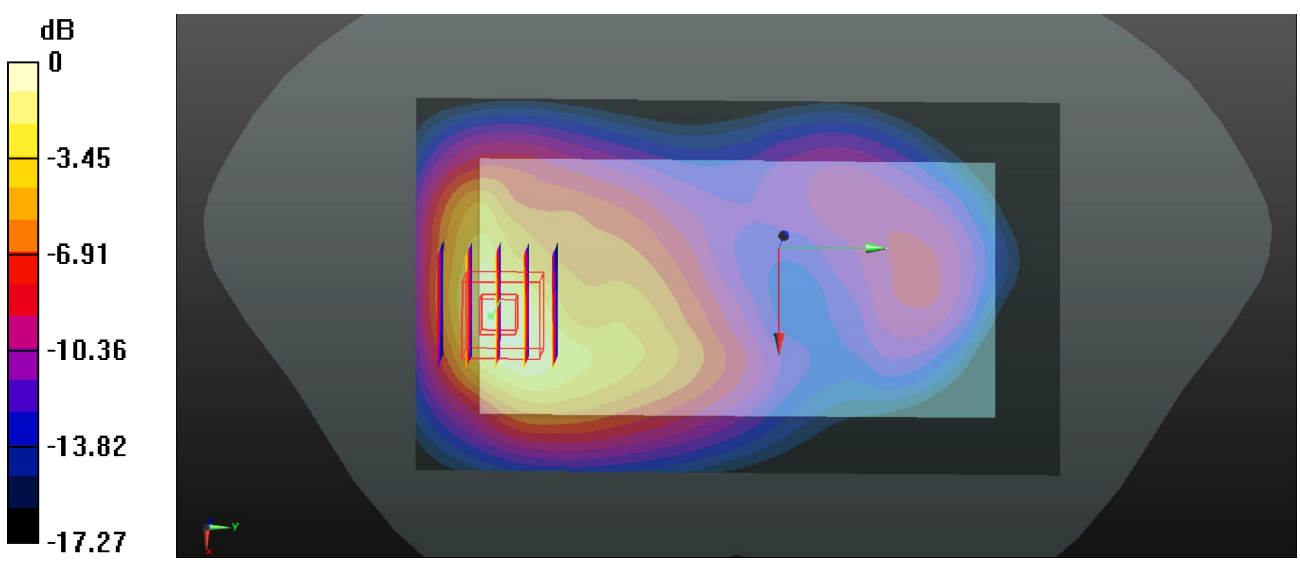

0 dB = 1.46 W/kg

Test Laboratory: Sporton International Inc. SAR/HAC Testing Lab Date: 2017/8/8

19_LTE Band 2_20M_QPSK_1RB_49offset_Back_10mm_Ch19100_Hotspot on

Communication System: UID 0, FDD-LTE (0); Frequency: 1900 MHz;Duty Cycle: 1:1
Medium: MSL_1900_2017/08/08 Medium parameters used: f = 1900 MHz; σ = 1.525 S/m; ε_r = 54.504; ρ = 1000 kg/m^3
Ambient Temperature：23.6 ℃; Liquid Temperature ：22.3 ℃

DASY5 Configuration:
- Probe: EX3DV4 - SN3935; ConvF(8.18, 8.18, 8.18); Calibrated: 2016/11/28;
- Sensor-Surface: 1.4mm (Mechanical Surface Detection)
- Electronics: DAE4 Sn1358; Calibrated: 2016/9/5
- Phantom: SAM2; Type: QD000P40CD; Serial: TP:1754
- Measurement SW: DASY52, Version 52.8 (8); SEMCAD X Version 14.6.10 (7331)

Ch19100/Area Scan (71x121x1): Interpolated grid: dx=15mm, dy=15mm
Maximum value of SAR (interpolated) = 1.30 W/kg

Ch19100/Zoom Scan (5x5x7)/Cube 0: Measurement grid: dx=8mm, dy=8mm, dz=5mm
Reference Value = 8.692 V/m; Power Drift = -0.10 dB
Peak SAR (extrapolated) = 1.81 W/kg
SAR(1 g) = 1.05 W/kg; SAR(10 g) = 0.544 W/kg
Maximum value of SAR (measured) = 1.57 W/kg

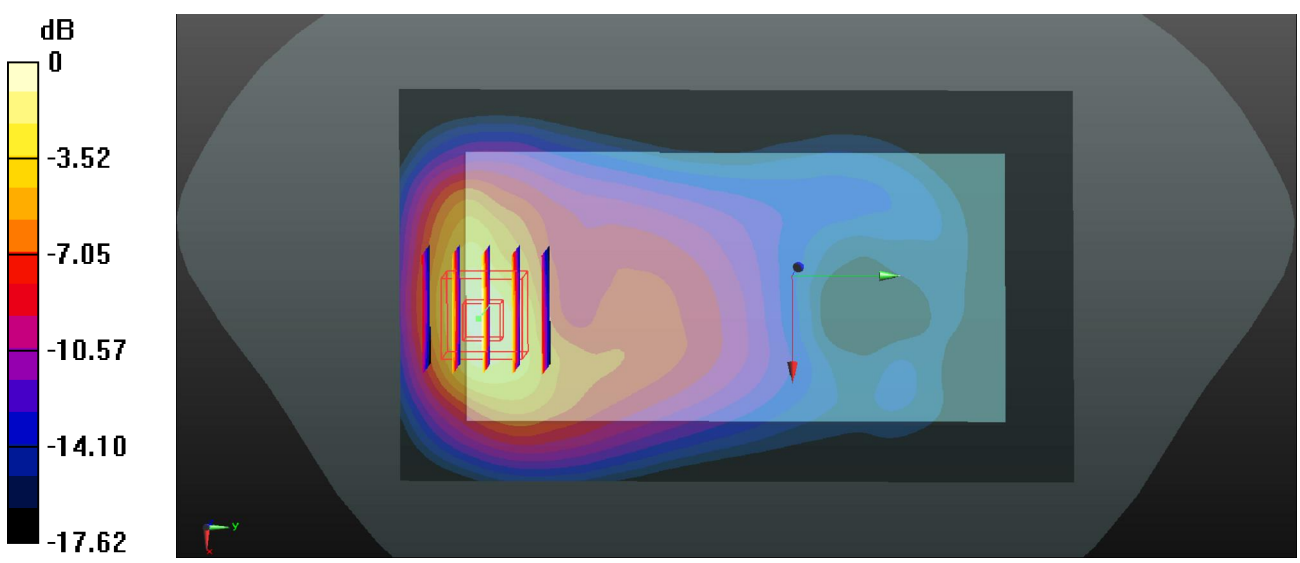

0 dB = 1.57 W/kg

Test Laboratory: Sporton International Inc. SAR/HAC Testing Lab Date: 2017/8/18

20_WLAN2.4GHz_802.11b 1Mbps_Back_10mm_Ch6

Communication System: UID 0, 802.11b (0); Frequency: 2437 MHz;Duty Cycle: 1:1.025
Medium: MSL_2450_2017/08/18 Medium parameters used: f = 2437 MHz; σ = 1.94 S/m; ε_r = 51.176; ρ = 1000 kg/m^3
Ambient Temperature：23.5 ℃; Liquid Temperature ：22.6 ℃

DASY5 Configuration:
- Probe: EX3DV4 - SN3935; ConvF(7.89, 7.89, 7.89); Calibrated: 2016/11/28;
- Sensor-Surface: 1.4mm (Mechanical Surface Detection)
- Electronics: DAE4 Sn1358; Calibrated: 2016/9/5
- Phantom: SAM2; Type: QD000P40CD; Serial: TP:1754
- Measurement SW: DASY52, Version 52.8 (8); SEMCAD X Version 14.6.10 (7331)

Ch6/Area Scan (81x141x1): Interpolated grid: dx=12mm, dy=12mm
Maximum value of SAR (interpolated) = 0.212 W/kg

Ch6/Zoom Scan (7x7x7)/Cube 0: Measurement grid: dx=5mm, dy=5mm, dz=5mm
Reference Value = 4.483 V/m; Power Drift = 0.07 dB
Peak SAR (extrapolated) = 0.254 W/kg
SAR(1 g) = 0.118 W/kg; SAR(10 g) = 0.065 W/kg
Maximum value of SAR (measured) = 0.197 W/kg

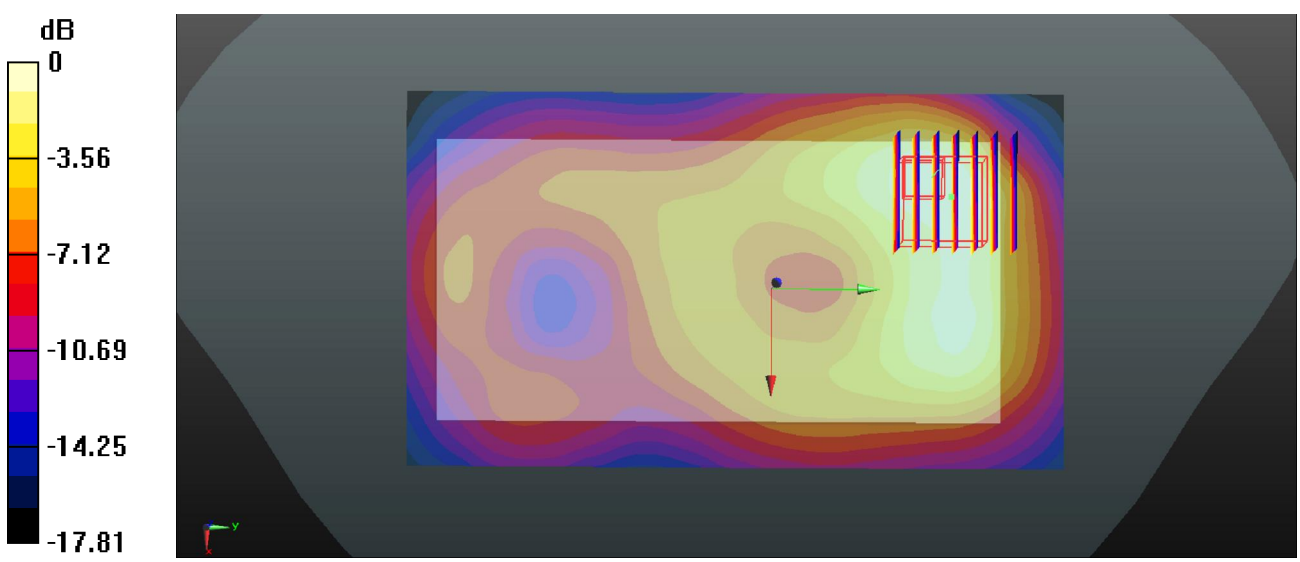

0 dB = 0.197 W/kg

Test Laboratory: Sporton International Inc. SAR/HAC Testing Lab Date: 2017/8/14

21_GSM850_GPRS(4 Tx slots)_Back_15mm_Ch251

Communication System: UID 0, GPRS (GMSK 4 Tx slot) (0); Frequency: 848.8 MHz;Duty Cycle: 1:2.08
Medium: MSL_835_2017/08/14 Medium parameters used: f = 848.8 MHz; σ = 1.006 S/m; ε_r = 55.621;ρ = 1000 kg/m^3
Ambient Temperature：23.8 ℃; Liquid Temperature ：22.5 ℃

DASY5 Configuration:
- Probe: EX3DV4 - SN3935; ConvF(10.48, 10.48, 10.48); Calibrated: 2016/11/28;
- Sensor-Surface: 1.4mm (Mechanical Surface Detection)
- Electronics: DAE4 Sn1358; Calibrated: 2016/9/5
- Phantom: SAM2; Type: QD000P40CD; Serial: TP:1754
- Measurement SW: DASY52, Version 52.8 (8); SEMCAD X Version 14.6.10 (7331)

Ch251/Area Scan (71x121x1): Interpolated grid: dx=15mm, dy=15mm
Maximum value of SAR (interpolated) = 0.583 W/kg

Ch251/Zoom Scan (5x5x7)/Cube 0: Measurement grid: dx=8mm, dy=8mm, dz=5mm
Reference Value = 21.97 V/m; Power Drift = 0.03 dB
Peak SAR (extrapolated) = 0.633 W/kg
SAR(1 g) = 0.478 W/kg; SAR(10 g) = 0.368 W/kg
Maximum value of SAR (measured) = 0.577 W/kg

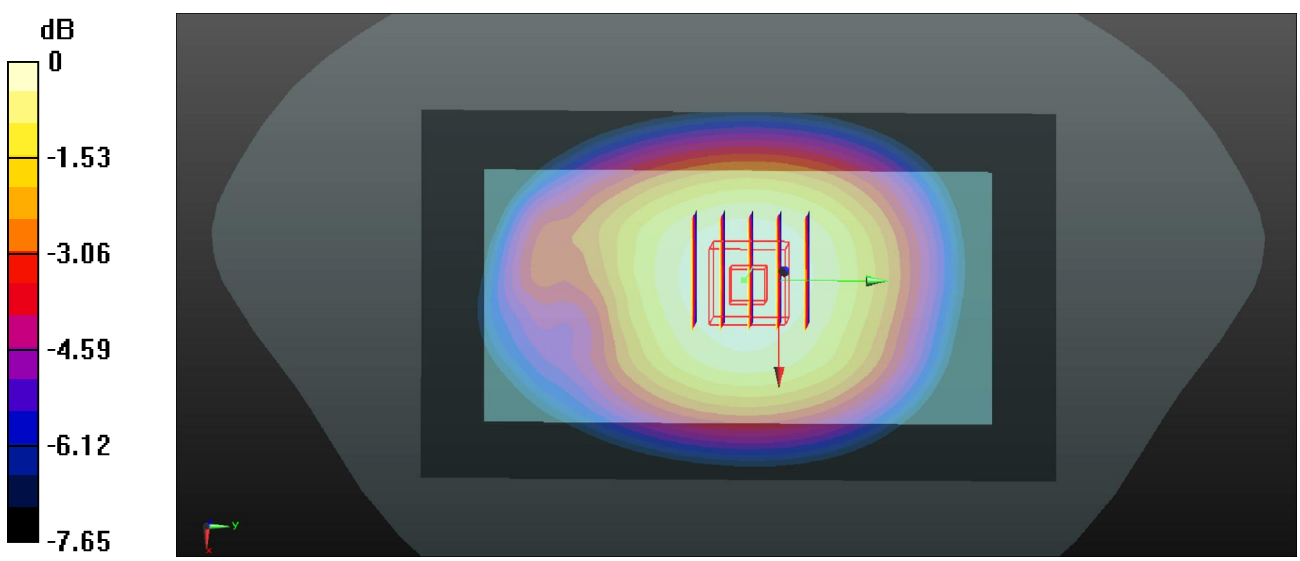

0 dB = 0.577 W/kg

Test Laboratory: Sporton International Inc. SAR/HAC Testing Lab Date: 2017/8/8

22_GSM1900_GPRS 3 Tx slots_Back_15mm_Ch661

Communication System: UID 0, GPRS (GMSK 3 Tx slot) (0); Frequency: 1880 MHz;Duty Cycle: 1:2.77
Medium: MSL_1900_2017/08/08 Medium parameters used: f = 1880 MHz; σ = 1.503 S/m; ε_r = 54.538; ρ = 1000 kg/m^3
Ambient Temperature：23.6 ℃; Liquid Temperature ：22.3 ℃

DASY5 Configuration:
- Probe: EX3DV4 - SN3935; ConvF(8.18, 8.18, 8.18); Calibrated: 2016/11/28;
- Sensor-Surface: 1.4mm (Mechanical Surface Detection)
- Electronics: DAE4 Sn1358; Calibrated: 2016/9/5
- Phantom: SAM2; Type: QD000P40CD; Serial: TP:1754
- Measurement SW: DASY52, Version 52.8 (8); SEMCAD X Version 14.6.10 (7331)

Ch661/Area Scan (71x121x1): Interpolated grid: dx=15mm, dy=15mm
Maximum value of SAR (interpolated) = 0.616 W/kg

Ch661/Zoom Scan (5x5x7)/Cube 0: Measurement grid: dx=8mm, dy=8mm, dz=5mm
Reference Value = 6.976 V/m; Power Drift = 0.03 dB
Peak SAR (extrapolated) = 0.760 W/kg
SAR(1 g) = 0.482 W/kg; SAR(10 g) = 0.267 W/kg
Maximum value of SAR (measured) = 0.676 W/kg

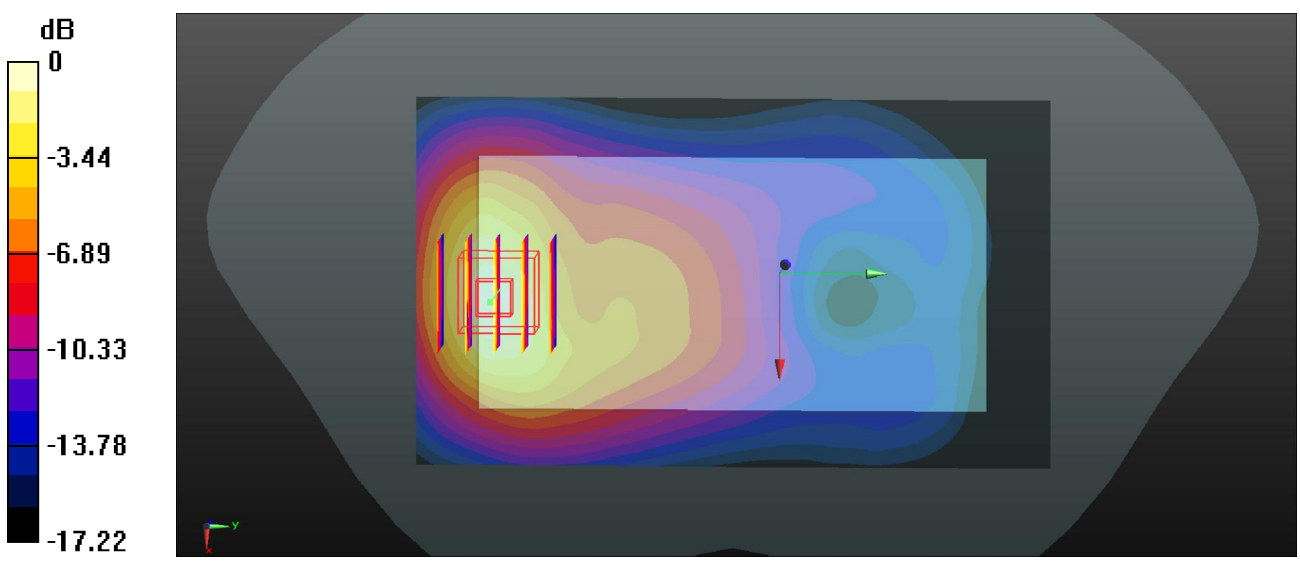

0 dB = 0.676 W/kg