GSM1900 (GSM)

Lowest Band Edge

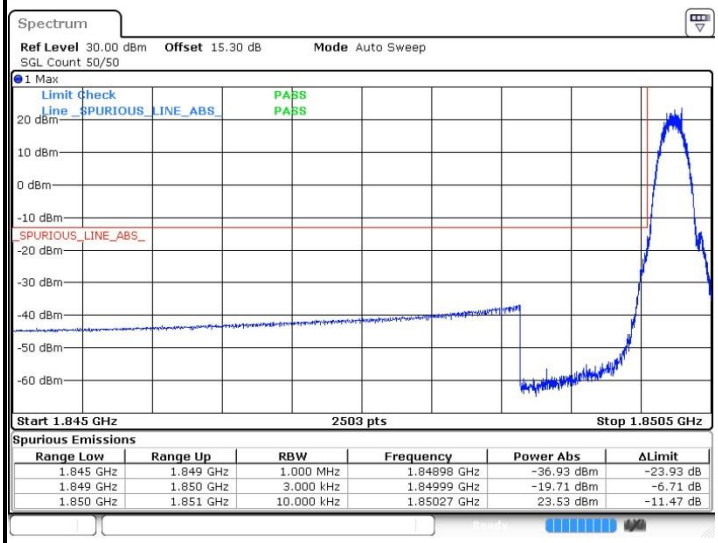

Spurious Emissions

Range Low	Range Up	RBW	Frequency	Power Abs	ΔLimit
1.845 GHz	1.849 GHz	1.000 MHz	1.84898 GHz	-36.93 dBm	-23.93 dB
1.849 GHz	1.850 GHz	3.000 kHz	1.84999 GHz	-19.71 dBm	-6.71 dB
1.850 GHz	1.851 GHz	10.000 kHz	1.85027 GHz	23.53 dBm	-11.47 dB

Date: 14.AUG.2017 19:37:28

Highest Band Edge

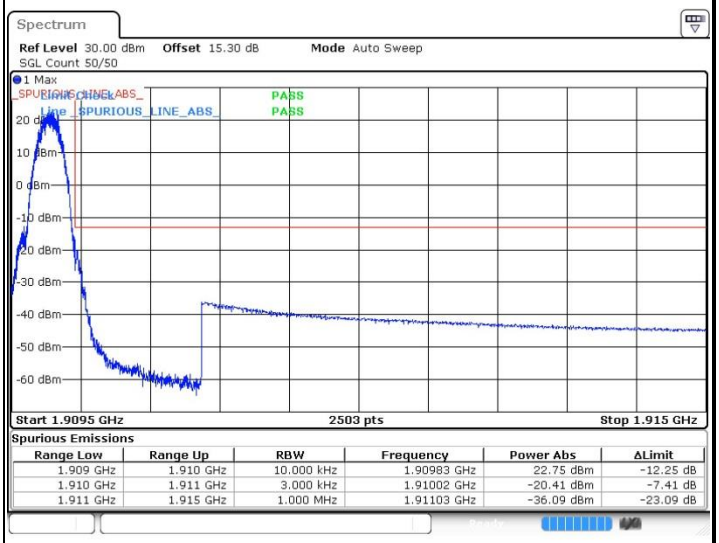

Spurious Emissions

Range Low	Range Up	RBW	Frequency	Power Abs	ΔLimit
1.909 GHz	1.910 GHz	10.000 kHz	1.90983 GHz	22.75 dBm	-12.25 dB
1.910 GHz	1.911 GHz	3.000 kHz	1.91002 GHz	-20.41 dBm	-7.41 dB
1.911 GHz	1.915 GHz	1.000 MHz	1.91103 GHz	-36.09 dBm	-23.09 dB

Date: 14.AUG.2017 19:39:00

GSM1900 (EDGE class 8)

Lowest Band Edge

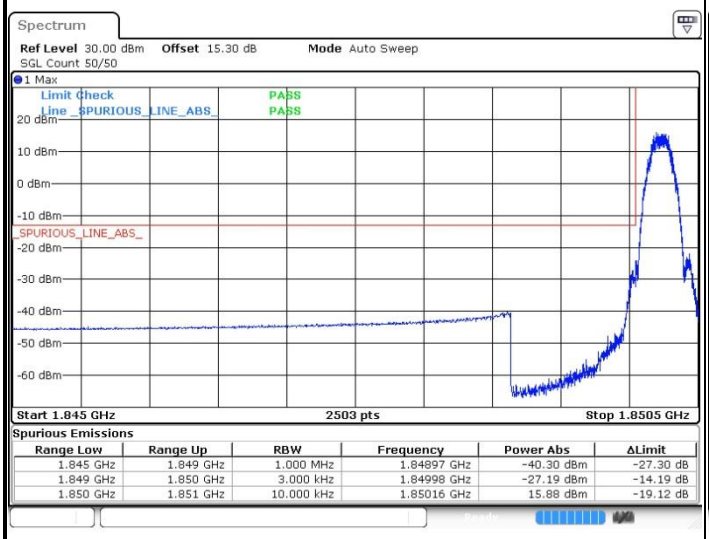

Spurious Emissions

Range Low	Range Up	RBW	Frequency	Power Abs	ΔLimit
1.845 GHz	1.849 GHz	1.000 MHz	1.84897 GHz	-40.30 dBm	-27.30 dB
1.849 GHz	1.850 GHz	3.000 kHz	1.84998 GHz	-27.19 dBm	-14.19 dB
1.850 GHz	1.851 GHz	10.000 kHz	1.85016 GHz	15.88 dBm	-19.12 dB

Date: 14.AUG.2017 19:54:55

Highest Band Edge

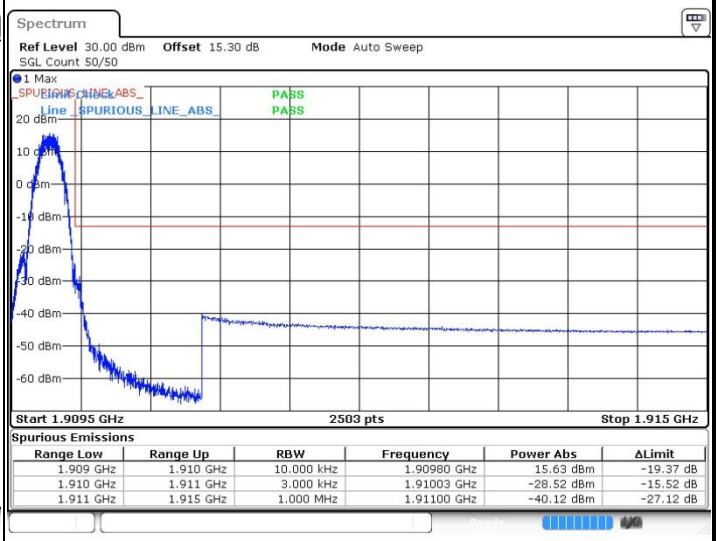

Spurious Emissions

Range Low	Range Up	RBW	Frequency	Power Abs	ΔLimit
1.909 GHz	1.910 GHz	10.000 kHz	1.90980 GHz	15.63 dBm	-19.37 dB
1.910 GHz	1.911 GHz	3.000 kHz	1.91003 GHz	-28.52 dBm	-15.52 dB
1.911 GHz	1.915 GHz	1.000 MHz	1.91100 GHz	-40.12 dBm	-27.12 dB

Date: 14.AUG.2017 19:56:35

WCDMA Band V (RMC 12.2Kbps)

Lowest Band Edge

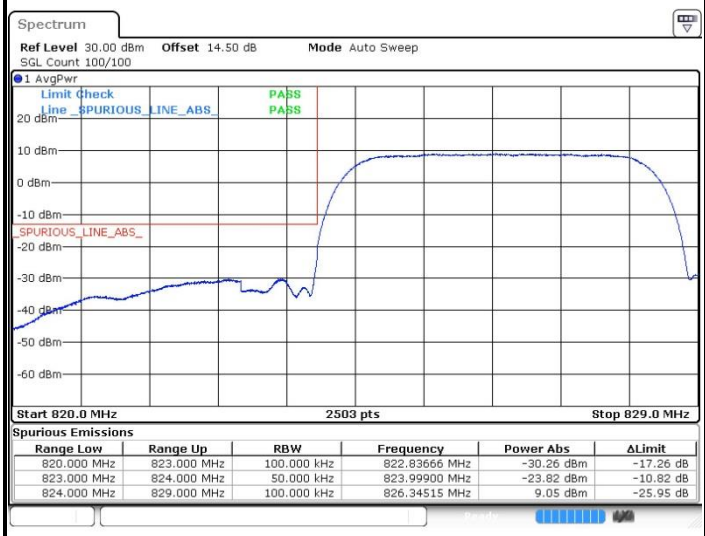

Spurious Emissions

Range Low	Range Up	RBW	Frequency	Power Abs	ΔLimit
820.000 MHz	823.000 MHz	100.000 kHz	822.83666 MHz	-30.26 dBm	-17.26 dB
823.000 MHz	824.000 MHz	50.000 kHz	823.99900 MHz	-23.82 dBm	-10.82 dB
824.000 MHz	829.000 MHz	100.000 kHz	826.34515 MHz	9.05 dBm	-25.95 dB

Date: 14.AUG.2017 20:14:58

Highest Band Edge

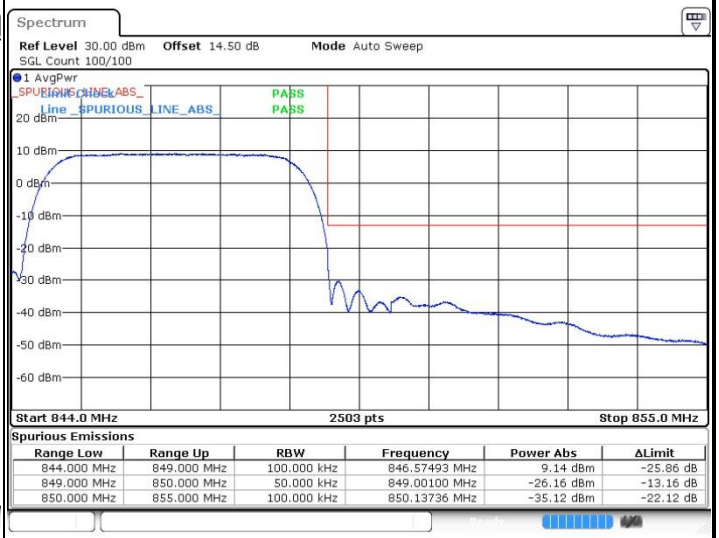

Spurious Emissions

Range Low	Range Up	RBW	Frequency	Power Abs	ΔLimit
844.000 MHz	849.000 MHz	100.000 kHz	846.57493 MHz	9.14 dBm	-25.86 dB
849.000 MHz	850.000 MHz	50.000 kHz	849.00100 MHz	-26.16 dBm	-13.16 dB
850.000 MHz	855.000 MHz	100.000 kHz	850.13736 MHz	-35.12 dBm	-22.12 dB

Date: 14.AUG.2017 20:18:23

WCDMA Band II (RMC 12.2Kbps)

Lowest Band Edge

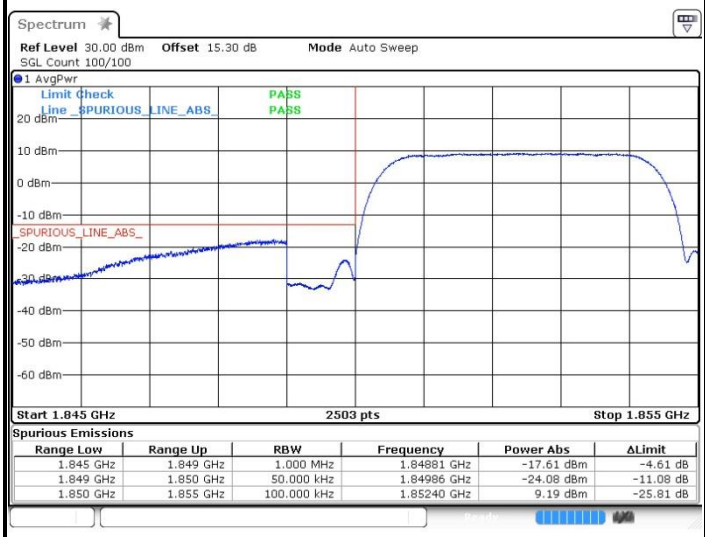

Spurious Emissions

Range Low	Range Up	RBW	Frequency	Power Abs	ΔLimit
1.845 GHz	1.849 GHz	1.000 MHz	1.84881 GHz	-17.61 dBm	-4.61 dB
1.849 GHz	1.850 GHz	50.000 kHz	1.84986 GHz	-24.08 dBm	-11.08 dB
1.850 GHz	1.855 GHz	100.000 kHz	1.85240 GHz	9.19 dBm	-25.81 dB

Date: 14.AUG.2017 20:41:07

Highest Band Edge

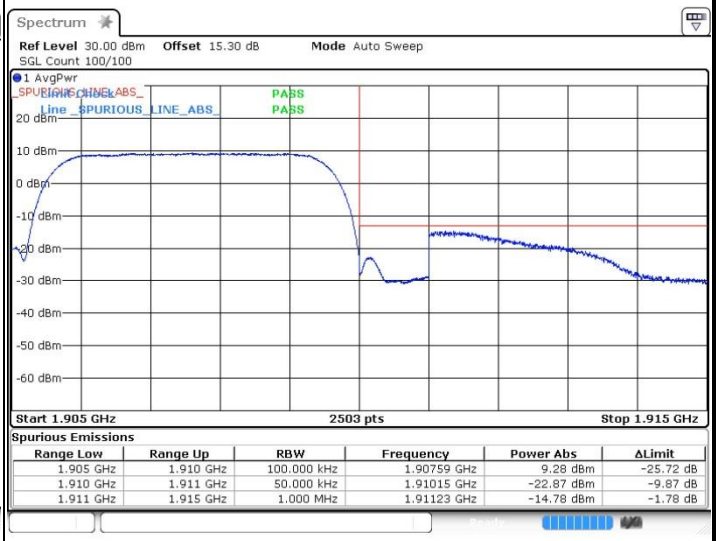

Spurious Emissions

Range Low	Range Up	RBW	Frequency	Power Abs	ΔLimit
1.905 GHz	1.910 GHz	100.000 kHz	1.90759 GHz	9.28 dBm	-25.72 dB
1.910 GHz	1.911 GHz	50.000 kHz	1.91015 GHz	-22.87 dBm	-9.87 dB
1.911 GHz	1.915 GHz	1.000 MHz	1.91123 GHz	-14.78 dBm	-1.78 dB

Date: 14.AUG.2017 20:44:02

WCDMA Band IV (RMC 12.2Kbps)

Lowest Band Edge

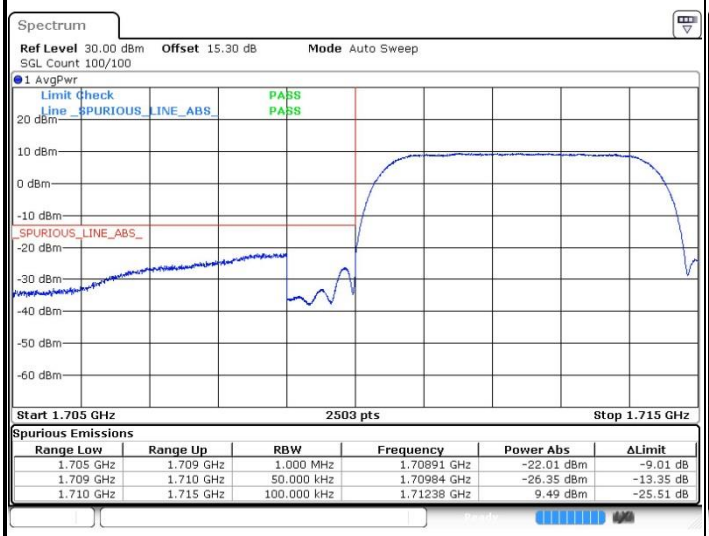

Spurious Emissions

Range Low	Range Up	RBW	Frequency	Power Abs	ΔLimit
1.705 GHz	1.709 GHz	1.000 MHz	1.70891 GHz	-22.01 dBm	-9.01 dB
1.709 GHz	1.710 GHz	50.000 kHz	1.70984 GHz	-26.35 dBm	-13.35 dB
1.710 GHz	1.715 GHz	100.000 kHz	1.71238 GHz	9.49 dBm	-25.51 dB

Date: 14.AUG.2017 21:02:53

Highest Band Edge

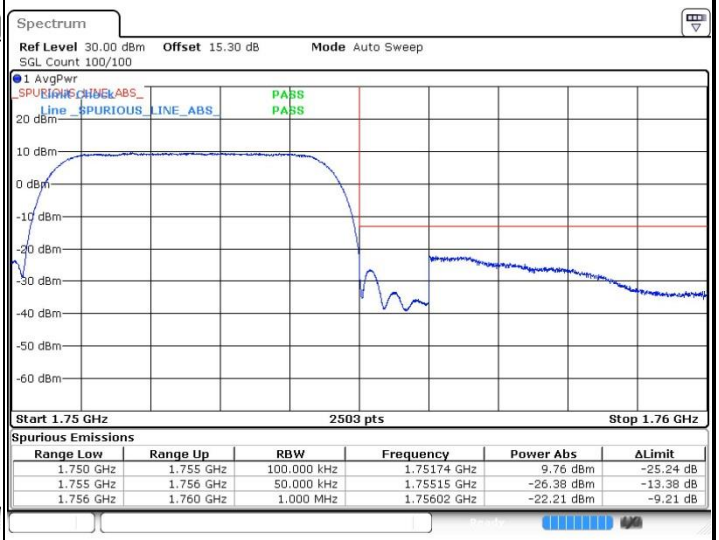

Spurious Emissions

Range Low	Range Up	RBW	Frequency	Power Abs	ΔLimit
1.750 GHz	1.755 GHz	100.000 kHz	1.75174 GHz	9.76 dBm	-25.24 dB
1.755 GHz	1.756 GHz	50.000 kHz	1.75515 GHz	-26.38 dBm	-13.38 dB
1.756 GHz	1.760 GHz	1.000 MHz	1.75602 GHz	-22.21 dBm	-9.21 dB

Date: 14.AUG.2017 21:05:44

Conducted Spurious Emission

GSM850 (GSM)

Lowest Channel

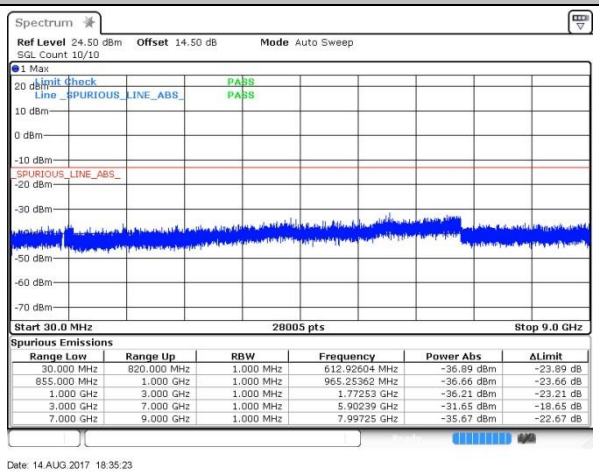

Spurious Emissions

Range Low	Range Up	RBW	Frequency	Power Abs	ΔLimit
30.000 MHz	820.000 MHz	1.000 MHz	612.92604 MHz	-36.89 dBm	-23.89 dB
855.000 MHz	1.000 GHz	1.000 MHz	965.25362 MHz	-36.66 dBm	-23.66 dB
1.000 GHz	3.000 GHz	1.000 MHz	1.77253 GHz	-36.21 dBm	-23.21 dB
3.000 GHz	7.000 GHz	1.000 MHz	5.90239 GHz	-31.65 dBm	-18.65 dB
7.000 GHz	9.000 GHz	1.000 MHz	7.99725 GHz	-35.67 dBm	-22.67 dB

Date: 14.AUG.2017 18:35:23

Middle Channel

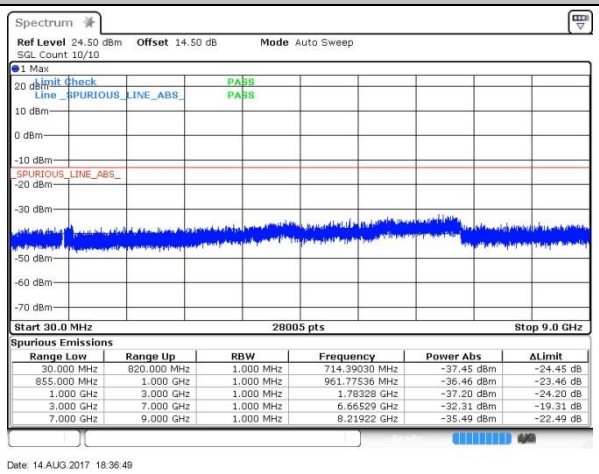

Spurious Emissions

Range Low	Range Up	RBW	Frequency	Power Abs	ΔLimit
30.000 MHz	820.000 MHz	1.000 MHz	714.39030 MHz	-37.45 dBm	-24.45 dB
855.000 MHz	1.000 GHz	1.000 MHz	961.77536 MHz	-36.46 dBm	-23.46 dB
1.000 GHz	3.000 GHz	1.000 MHz	1.78328 GHz	-37.20 dBm	-24.20 dB
3.000 GHz	7.000 GHz	1.000 MHz	6.66529 GHz	-32.31 dBm	-19.31 dB
7.000 GHz	9.000 GHz	1.000 MHz	8.21922 GHz	-35.49 dBm	-22.49 dB

Date: 14.AUG.2017 18:36:49

Highest Channel

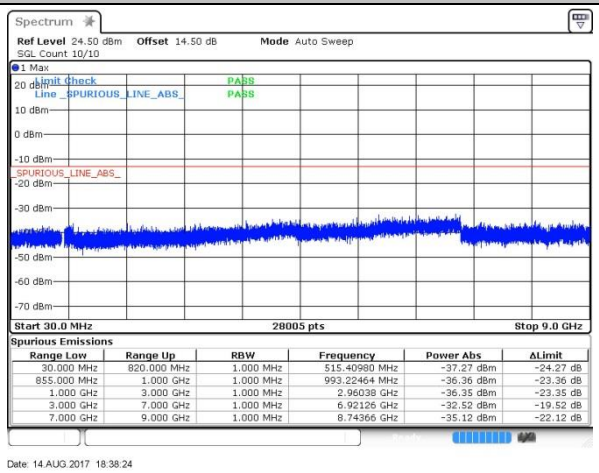

Spurious Emissions

Range Low	Range Up	RBW	Frequency	Power Abs	ΔLimit
30.000 MHz	820.000 MHz	1.000 MHz	515.40980 MHz	-37.27 dBm	-24.27 dB
855.000 MHz	1.000 GHz	1.000 MHz	993.22464 MHz	-36.36 dBm	-23.36 dB
1.000 GHz	3.000 GHz	1.000 MHz	2.96038 GHz	-36.35 dBm	-23.35 dB
3.000 GHz	7.000 GHz	1.000 MHz	6.92126 GHz	-32.52 dBm	-19.52 dB
7.000 GHz	9.000 GHz	1.000 MHz	8.74366 GHz	-35.12 dBm	-22.12 dB

Date: 14.AUG.2017 18:38:24

GSM850 (EDGE class 8)

Lowest Channel

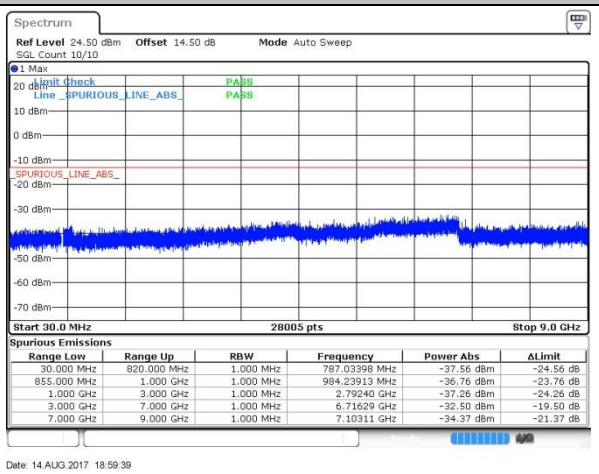

Spurious Emissions

Range Low	Range Up	RBW	Frequency	Power Abs	ΔLimit
30.000 MHz	820.000 MHz	1.000 MHz	787.03398 MHz	-37.56 dBm	-24.56 dB
855.000 MHz	1.000 GHz	1.000 MHz	984.23913 MHz	-36.76 dBm	-23.76 dB
1.000 GHz	3.000 GHz	1.000 MHz	2.79240 GHz	-37.26 dBm	-24.26 dB
3.000 GHz	7.000 GHz	1.000 MHz	6.71629 GHz	-32.50 dBm	-19.50 dB
7.000 GHz	9.000 GHz	1.000 MHz	7.10311 GHz	-34.37 dBm	-21.37 dB

Date: 14.AUG.2017 18:59:39

Middle Channel

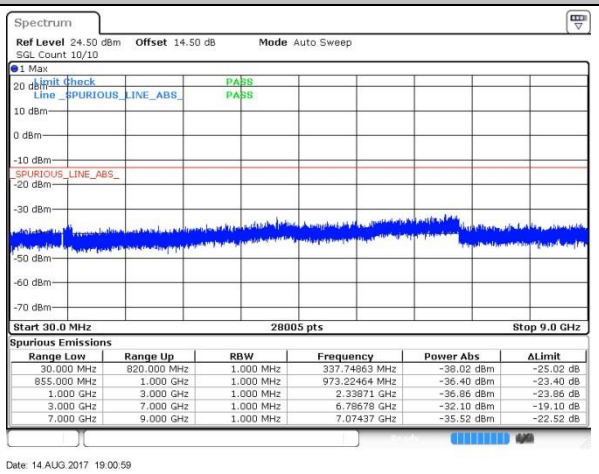

Spurious Emissions

Range Low	Range Up	RBW	Frequency	Power Abs	ΔLimit
30.000 MHz	820.000 MHz	1.000 MHz	337.74863 MHz	-38.02 dBm	-25.02 dB
855.000 MHz	1.000 GHz	1.000 MHz	973.22464 MHz	-36.40 dBm	-23.40 dB
1.000 GHz	3.000 GHz	1.000 MHz	2.33871 GHz	-36.86 dBm	-23.86 dB
3.000 GHz	7.000 GHz	1.000 MHz	6.78678 GHz	-32.10 dBm	-19.10 dB
7.000 GHz	9.000 GHz	1.000 MHz	7.07437 GHz	-35.52 dBm	-22.52 dB

Date: 14.AUG.2017 19:00:59

Highest Channel

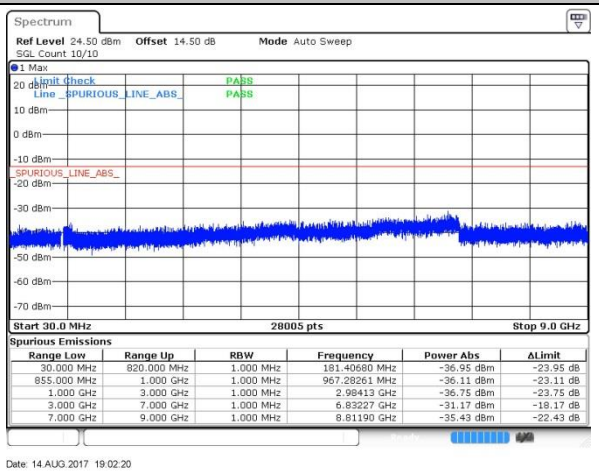

Spurious Emissions

Range Low	Range Up	RBW	Frequency	Power Abs	ΔLimit
30.000 MHz	820.000 MHz	1.000 MHz	181.40680 MHz	-36.95 dBm	-23.95 dB
855.000 MHz	1.000 GHz	1.000 MHz	967.28261 MHz	-36.11 dBm	-23.11 dB
1.000 GHz	3.000 GHz	1.000 MHz	2.98413 GHz	-36.75 dBm	-23.75 dB
3.000 GHz	7.000 GHz	1.000 MHz	6.83227 GHz	-31.17 dBm	-18.17 dB
7.000 GHz	9.000 GHz	1.000 MHz	8.81190 GHz	-35.43 dBm	-22.43 dB

Date: 14.AUG.2017 19:02:20

GSM1900 (GSM)

Lowest Channel

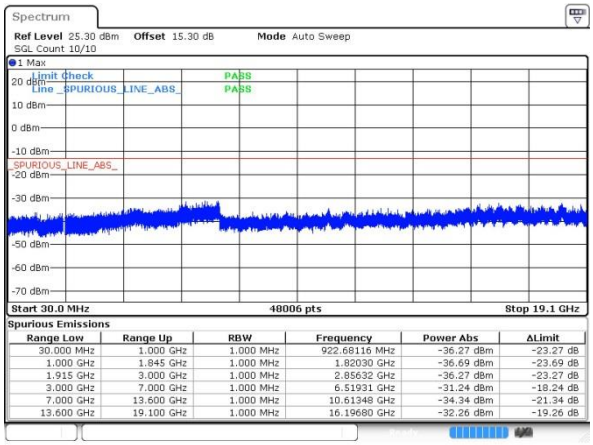

Spurious Emissions

Range Low	Range Up	RBW	Frequency	Power Abs	ΔLimit
30.000 MHz	1.000 GHz	1.000 MHz	922.68116 MHz	-36.27 dBm	-23.27 dB
1.000 GHz	1.845 GHz	1.000 MHz	1.82030 GHz	-36.69 dBm	-23.69 dB
1.915 GHz	3.000 GHz	1.000 MHz	2.85632 GHz	-36.27 dBm	-23.27 dB
3.000 GHz	7.000 GHz	1.000 MHz	6.51931 GHz	-31.24 dBm	-18.24 dB
7.000 GHz	13.600 GHz	1.000 MHz	10.61348 GHz	-34.34 dBm	-21.34 dB
13.600 GHz	19.100 GHz	1.000 MHz	16.19680 GHz	-32.26 dBm	-19.26 dB

Date: 14.AUG.2017 19:40:25

Middle Channel

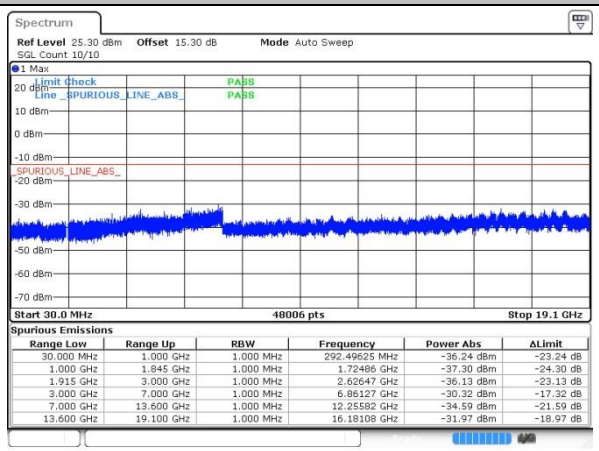

Spurious Emissions

Range Low	Range Up	RBW	Frequency	Power Abs	ΔLimit
30.000 MHz	1.000 GHz	1.000 MHz	292.49625 MHz	-36.24 dBm	-23.24 dB
1.000 GHz	1.845 GHz	1.000 MHz	1.72486 GHz	-37.30 dBm	-24.30 dB
1.915 GHz	3.000 GHz	1.000 MHz	2.62647 GHz	-36.13 dBm	-23.13 dB
3.000 GHz	7.000 GHz	1.000 MHz	6.86127 GHz	-30.32 dBm	-17.32 dB
7.000 GHz	13.600 GHz	1.000 MHz	12.25582 GHz	-34.59 dBm	-21.59 dB
13.600 GHz	19.100 GHz	1.000 MHz	16.18108 GHz	-31.97 dBm	-18.97 dB

Date: 14.AUG.2017 19:41:46

Highest Channel

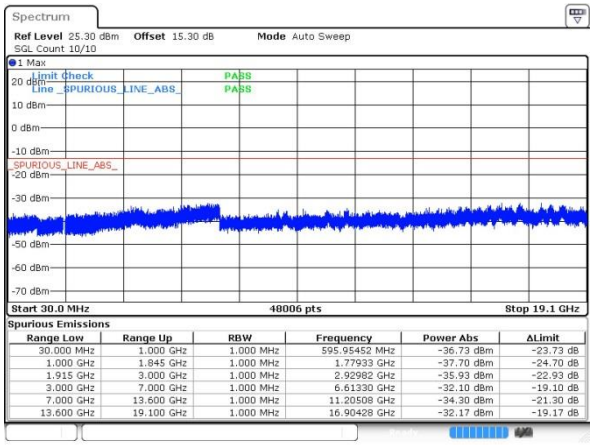

Spurious Emissions

Range Low	Range Up	RBW	Frequency	Power Abs	ΔLimit
30.000 MHz	1.000 GHz	1.000 MHz	595.95452 MHz	-36.73 dBm	-23.73 dB
1.000 GHz	1.845 GHz	1.000 MHz	1.77933 GHz	-37.70 dBm	-24.70 dB
1.915 GHz	3.000 GHz	1.000 MHz	2.92982 GHz	-35.93 dBm	-22.93 dB
3.000 GHz	7.000 GHz	1.000 MHz	6.61330 GHz	-32.10 dBm	-19.10 dB
7.000 GHz	13.600 GHz	1.000 MHz	11.20508 GHz	-34.30 dBm	-21.30 dB
13.600 GHz	19.100 GHz	1.000 MHz	16.90428 GHz	-32.17 dBm	-19.17 dB

Date: 14.AUG.2017 19:43:07

GSM1900 (EDGE class 8)

Lowest Channel

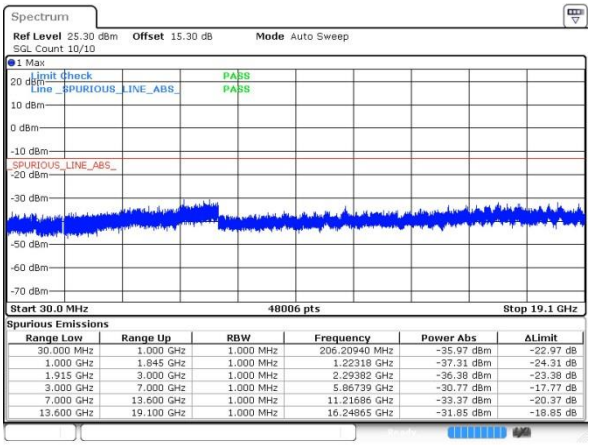

Spurious Emissions

Range Low	Range Up	RBW	Frequency	Power Abs	ΔLimit
30.000 MHz	1.000 GHz	1.000 MHz	206.20940 MHz	-35.97 dBm	-22.97 dB
1.000 GHz	1.845 GHz	1.000 MHz	1.22318 GHz	-37.31 dBm	-24.31 dB
1.915 GHz	3.000 GHz	1.000 MHz	2.29382 GHz	-36.38 dBm	-23.38 dB
3.000 GHz	7.000 GHz	1.000 MHz	5.86739 GHz	-30.77 dBm	-17.77 dB
7.000 GHz	13.600 GHz	1.000 MHz	11.21686 GHz	-33.37 dBm	-20.37 dB
13.600 GHz	19.100 GHz	1.000 MHz	16.24865 GHz	-31.85 dBm	-18.85 dB

Date: 14.AUG.2017 20:00:06

Middle Channel

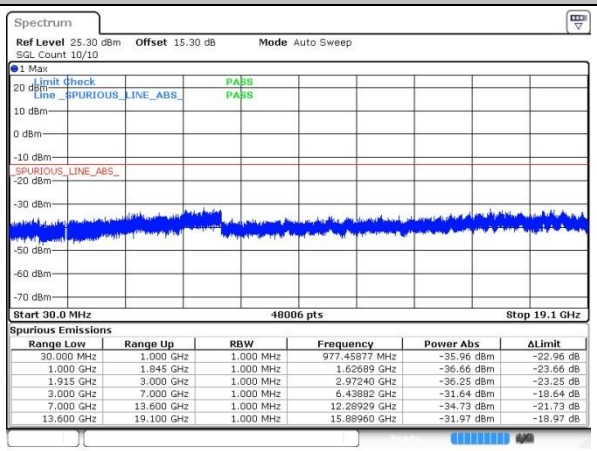

Spurious Emissions

Range Low	Range Up	RBW	Frequency	Power Abs	ΔLimit
30.000 MHz	1.000 GHz	1.000 MHz	977.45877 MHz	-35.96 dBm	-22.96 dB
1.000 GHz	1.845 GHz	1.000 MHz	1.62689 GHz	-36.66 dBm	-23.66 dB
1.915 GHz	3.000 GHz	1.000 MHz	2.97240 GHz	-36.25 dBm	-23.25 dB
3.000 GHz	7.000 GHz	1.000 MHz	6.43882 GHz	-31.64 dBm	-18.64 dB
7.000 GHz	13.600 GHz	1.000 MHz	12.28929 GHz	-34.73 dBm	-21.73 dB
13.600 GHz	19.100 GHz	1.000 MHz	15.88960 GHz	-31.97 dBm	-18.97 dB

Date: 14.AUG.2017 20:01:44

Highest Channel

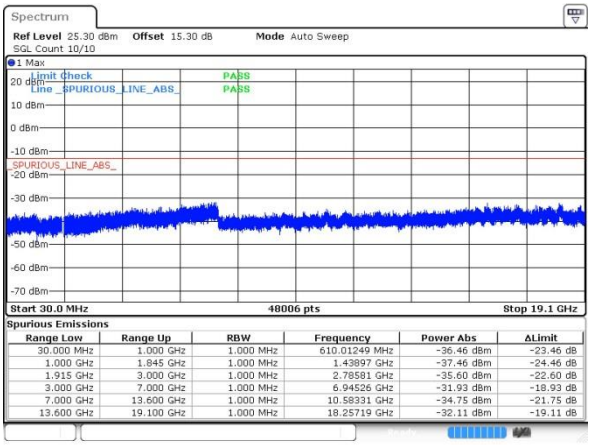

Spurious Emissions

Range Low	Range Up	RBW	Frequency	Power Abs	ΔLimit
30.000 MHz	1.000 GHz	1.000 MHz	610.01249 MHz	-36.46 dBm	-23.46 dB
1.000 GHz	1.845 GHz	1.000 MHz	1.43897 GHz	-37.46 dBm	-24.46 dB
1.915 GHz	3.000 GHz	1.000 MHz	2.78581 GHz	-35.60 dBm	-22.60 dB
3.000 GHz	7.000 GHz	1.000 MHz	6.94526 GHz	-31.93 dBm	-18.93 dB
7.000 GHz	13.600 GHz	1.000 MHz	10.58331 GHz	-34.75 dBm	-21.75 dB
13.600 GHz	19.100 GHz	1.000 MHz	18.25719 GHz	-32.11 dBm	-19.11 dB

Date: 14.AUG.2017 20:03:06

WCDMA Band V (RMC 12.2Kbps)

Lowest Channel

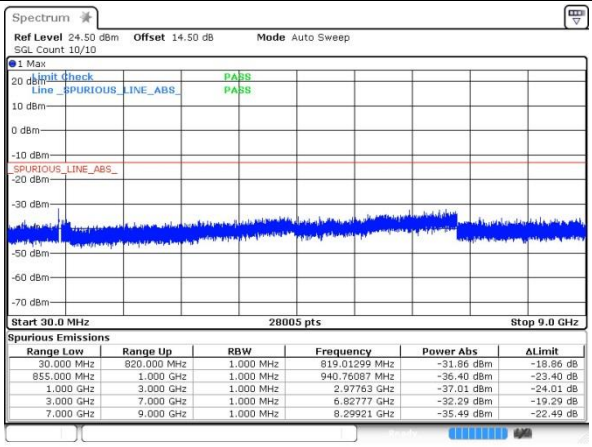

Spurious Emissions

Range Low	Range Up	RBW	Frequency	Power Abs	ΔLimit
30.000 MHz	820.000 MHz	1.000 MHz	819.01299 MHz	-31.86 dBm	-18.86 dB
855.000 MHz	1.000 GHz	1.000 MHz	940.76087 MHz	-36.40 dBm	-23.40 dB
1.000 GHz	3.000 GHz	1.000 MHz	2.97763 GHz	-37.01 dBm	-24.01 dB
3.000 GHz	7.000 GHz	1.000 MHz	6.82777 GHz	-32.29 dBm	-19.29 dB
7.000 GHz	9.000 GHz	1.000 MHz	8.29921 GHz	-35.49 dBm	-22.49 dB

Date: 14.AUG.2017 20:19:52

Middle Channel

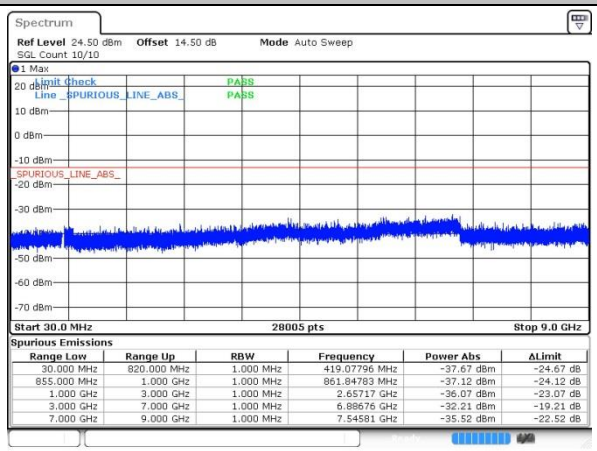

Spurious Emissions

Range Low	Range Up	RBW	Frequency	Power Abs	ΔLimit
30.000 MHz	820.000 MHz	1.000 MHz	419.07796 MHz	-37.67 dBm	-24.67 dB
855.000 MHz	1.000 GHz	1.000 MHz	861.84783 MHz	-37.12 dBm	-24.12 dB
1.000 GHz	3.000 GHz	1.000 MHz	2.65717 GHz	-36.07 dBm	-23.07 dB
3.000 GHz	7.000 GHz	1.000 MHz	6.88676 GHz	-32.21 dBm	-19.21 dB
7.000 GHz	9.000 GHz	1.000 MHz	7.54581 GHz	-35.52 dBm	-22.52 dB

Date: 14.AUG.2017 20:21:13

Highest Channel

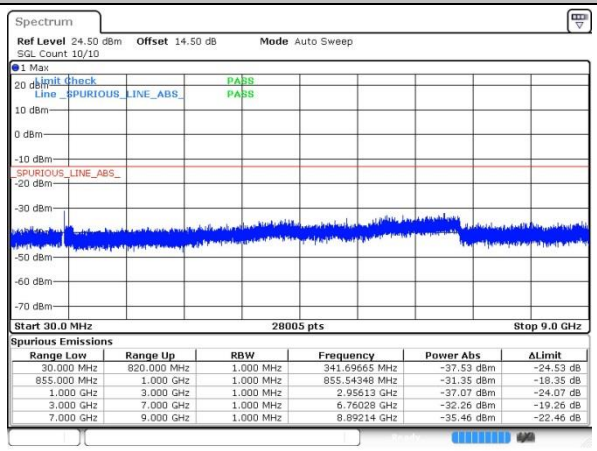

Spurious Emissions

Range Low	Range Up	RBW	Frequency	Power Abs	ΔLimit
30.000 MHz	820.000 MHz	1.000 MHz	341.69665 MHz	-37.53 dBm	-24.53 dB
855.000 MHz	1.000 GHz	1.000 MHz	855.54348 MHz	-31.35 dBm	-18.35 dB
1.000 GHz	3.000 GHz	1.000 MHz	2.95613 GHz	-37.07 dBm	-24.07 dB
3.000 GHz	7.000 GHz	1.000 MHz	6.76028 GHz	-32.26 dBm	-19.26 dB
7.000 GHz	9.000 GHz	1.000 MHz	8.89214 GHz	-35.46 dBm	-22.46 dB

Date: 14.AUG.2017 20:22:34

WCDMA Band II (RMC 12.2Kbps)

Lowest Channel

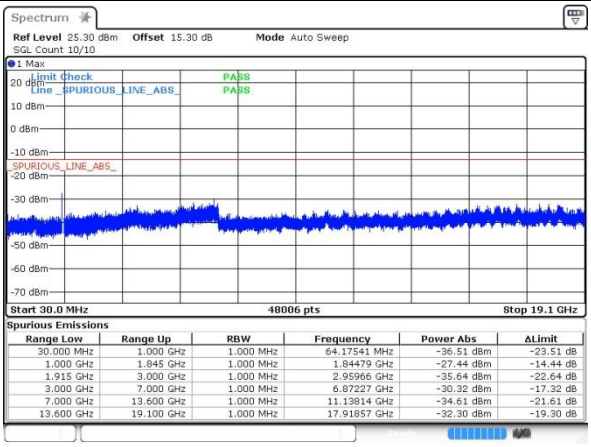

Spurious Emissions

Range Low	Range Up	RBW	Frequency	Power Abs	ΔLimit
30.000 MHz	1.000 GHz	1.000 MHz	64.17541 MHz	-36.51 dBm	-23.51 dB
1.000 GHz	1.845 GHz	1.000 MHz	1.84479 GHz	-27.44 dBm	-14.44 dB
1.915 GHz	3.000 GHz	1.000 MHz	2.95966 GHz	-35.64 dBm	-22.64 dB
3.000 GHz	7.000 GHz	1.000 MHz	6.87227 GHz	-30.32 dBm	-17.32 dB
7.000 GHz	13.600 GHz	1.000 MHz	11.13814 GHz	-34.61 dBm	-21.61 dB
13.600 GHz	19.100 GHz	1.000 MHz	17.91857 GHz	-32.30 dBm	-19.30 dB

Date: 14.AUG.2017 20:45:30

Middle Channel

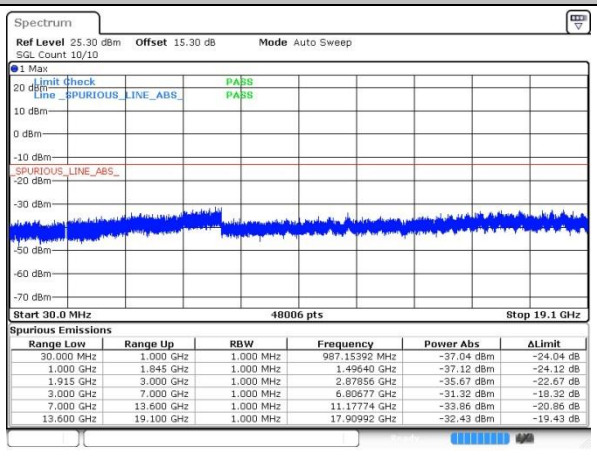

Spurious Emissions

Range Low	Range Up	RBW	Frequency	Power Abs	ΔLimit
30.000 MHz	1.000 GHz	1.000 MHz	987.15392 MHz	-37.04 dBm	-24.04 dB
1.000 GHz	1.845 GHz	1.000 MHz	1.49640 GHz	-37.12 dBm	-24.12 dB
1.915 GHz	3.000 GHz	1.000 MHz	2.87856 GHz	-35.67 dBm	-22.67 dB
3.000 GHz	7.000 GHz	1.000 MHz	6.80677 GHz	-31.32 dBm	-18.32 dB
7.000 GHz	13.600 GHz	1.000 MHz	11.17774 GHz	-33.86 dBm	-20.86 dB
13.600 GHz	19.100 GHz	1.000 MHz	17.90992 GHz	-32.43 dBm	-19.43 dB

Date: 14.AUG.2017 20:46:53

Highest Channel

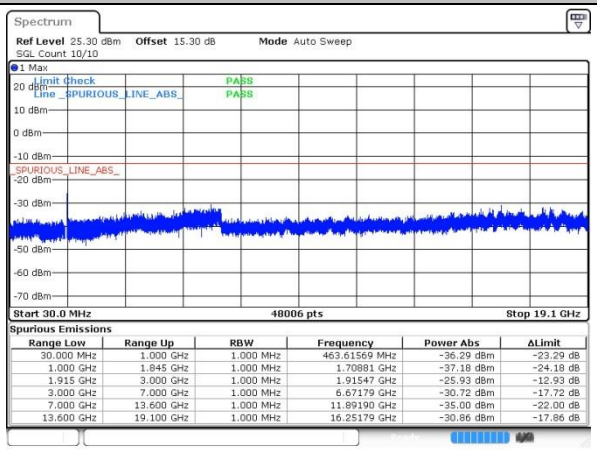

Spurious Emissions

Range Low	Range Up	RBW	Frequency	Power Abs	ΔLimit
30.000 MHz	1.000 GHz	1.000 MHz	463.61569 MHz	-36.29 dBm	-23.29 dB
1.000 GHz	1.845 GHz	1.000 MHz	1.70881 GHz	-37.18 dBm	-24.18 dB
1.915 GHz	3.000 GHz	1.000 MHz	1.91547 GHz	-25.93 dBm	-12.93 dB
3.000 GHz	7.000 GHz	1.000 MHz	6.67179 GHz	-30.72 dBm	-17.72 dB
7.000 GHz	13.600 GHz	1.000 MHz	11.89190 GHz	-35.00 dBm	-22.00 dB
13.600 GHz	19.100 GHz	1.000 MHz	16.25179 GHz	-30.86 dBm	-17.86 dB

Date: 14.AUG.2017 20:48:18

WCDMA Band IV (RMC 12.2Kbps)

Lowest Channel

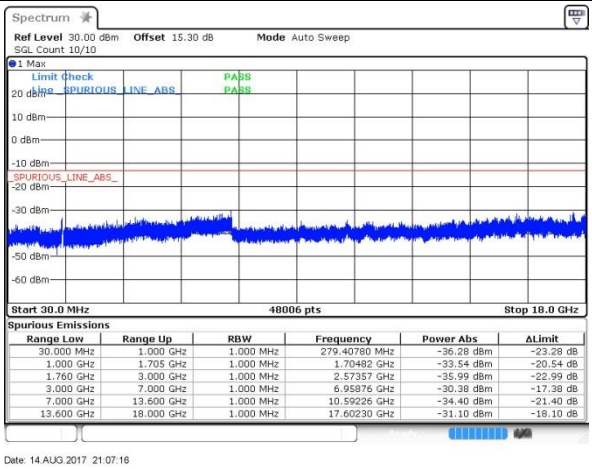

Spurious Emissions

Range Low	Range Up	RBW	Frequency	Power Abs	ΔLimit
30.000 MHz	1.000 GHz	1.000 MHz	279.40780 MHz	-36.28 dBm	-23.28 dB
1.000 GHz	1.705 GHz	1.000 MHz	1.70482 GHz	-33.54 dBm	-20.54 dB
1.760 GHz	3.000 GHz	1.000 MHz	2.57357 GHz	-35.99 dBm	-22.99 dB
3.000 GHz	7.000 GHz	1.000 MHz	6.95876 GHz	-30.38 dBm	-17.38 dB
7.000 GHz	13.600 GHz	1.000 MHz	10.59226 GHz	-34.40 dBm	-21.40 dB
13.600 GHz	18.000 GHz	1.000 MHz	17.60230 GHz	-31.10 dBm	-18.10 dB

Middle Channel

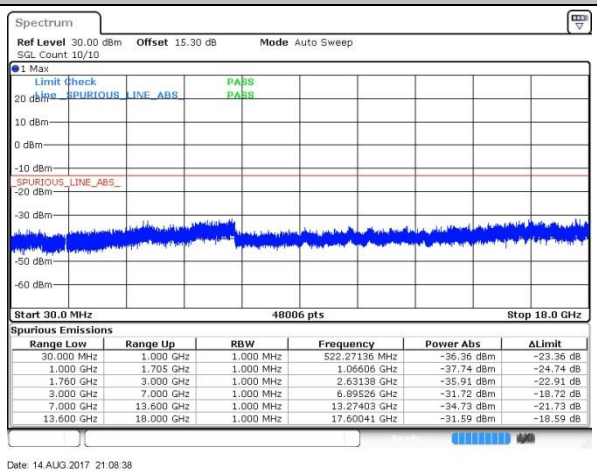

Spurious Emissions

Range Low	Range Up	RBW	Frequency	Power Abs	ΔLimit
30.000 MHz	1.000 GHz	1.000 MHz	522.27136 MHz	-36.36 dBm	-23.36 dB
1.000 GHz	1.705 GHz	1.000 MHz	1.06606 GHz	-37.74 dBm	-24.74 dB
1.760 GHz	3.000 GHz	1.000 MHz	2.63138 GHz	-35.91 dBm	-22.91 dB
3.000 GHz	7.000 GHz	1.000 MHz	6.89526 GHz	-31.72 dBm	-18.72 dB
7.000 GHz	13.600 GHz	1.000 MHz	13.27403 GHz	-34.73 dBm	-21.73 dB
13.600 GHz	18.000 GHz	1.000 MHz	17.60041 GHz	-31.59 dBm	-18.59 dB

Highest Channel

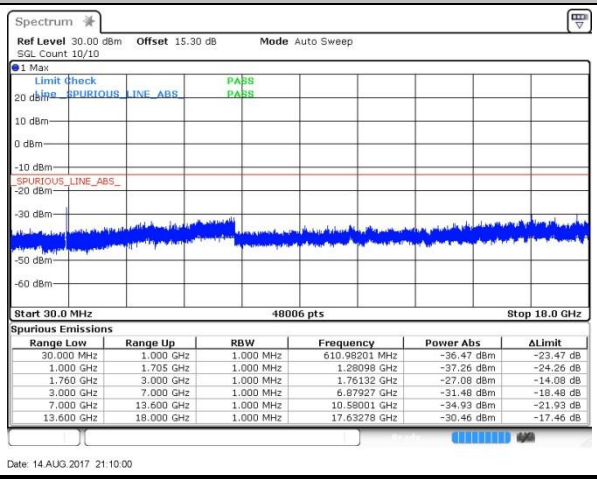

Spurious Emissions

Range Low	Range Up	RBW	Frequency	Power Abs	ΔLimit
30.000 MHz	1.000 GHz	1.000 MHz	610.98201 MHz	-36.47 dBm	-23.47 dB
1.000 GHz	1.705 GHz	1.000 MHz	1.28098 GHz	-37.26 dBm	-24.26 dB
1.760 GHz	3.000 GHz	1.000 MHz	1.76132 GHz	-27.08 dBm	-14.08 dB
3.000 GHz	7.000 GHz	1.000 MHz	6.87927 GHz	-31.48 dBm	-18.48 dB
7.000 GHz	13.600 GHz	1.000 MHz	10.58001 GHz	-34.93 dBm	-21.93 dB
13.600 GHz	18.000 GHz	1.000 MHz	17.63278 GHz	-30.46 dBm	-17.46 dB

Frequency Stability

Test Conditions	Middle Channel	GSM850 (GSM)	GSM850 (EDGE class 8)	Limit 2.5ppm
Temperature (°C)	Voltage (Volt)	Deviation (ppm)		Result
50	Normal Voltage	0.0048	0.0024	PASS
40	Normal Voltage	0.0024	0.0120	
30	Normal Voltage	0.0024	0.0024	
20(Ref.)	Normal Voltage	0.0000	0.0000	
10	Normal Voltage	0.0012	0.0048	
0	Normal Voltage	0.0036	0.0191	
-10	Normal Voltage	0.0036	0.0060	
-20	Normal Voltage	0.0060	0.0096	
-30	Normal Voltage	0.0060	0.0143	
20	Maximum Voltage	0.0108	0.0012	
20	Normal Voltage	0.0048	0.0036	
20	Battery End Point	0.0084	0.0167	

Test Conditions	Middle Channel	GSM1900 (GSM)	GSM1900 (EDGE class 8)	Limit Note 2.
Temperature (°C)	Voltage (Volt)	Deviation (ppm)		Result
50	Normal Voltage	0.0096	0.0096	PASS
40	Normal Voltage	0.0080	0.0106	
30	Normal Voltage	0.0021	0.0021	
20(Ref.)	Normal Voltage	0.0000	0.0000	
10	Normal Voltage	0.0048	0.0011	
0	Normal Voltage	0.0149	0.0016	
-10	Normal Voltage	0.0170	0.0117	
-20	Normal Voltage	0.0106	0.0144	
-30	Normal Voltage	0.0016	0.0053	
20	Maximum Voltage	0.0005	0.0048	
20	Normal Voltage	0.0005	0.0101	
20	Battery End Point	0.0037	0.0085	

Test Conditions	Middle Channel	WCDMA Band V (RMC 12.2Kbps)	Limit 2.5ppm
Temperature (°C)	Voltage (Volt)	Deviation (ppm)	Result
50	Normal Voltage	0.0060	PASS
40	Normal Voltage	0.0096	
30	Normal Voltage	0.0072	
20(Ref.)	Normal Voltage	0.0000	
10	Normal Voltage	0.0048	
0	Normal Voltage	0.0024	
-10	Normal Voltage	0.0060	
-20	Normal Voltage	0.0215	
-30	Normal Voltage	0.0287	
20	Maximum Voltage	0.0263	
20	Normal Voltage	0.0036	
20	Battery End Point	0.0227	

Test Conditions	Middle Channel	WCDMA Band II (RMC 12.2Kbps)	Limit Note 2.
Temperature (°C)	Voltage (Volt)	Deviation (ppm)	Result
50	Normal Voltage	0.0027	PASS
40	Normal Voltage	0.0021	
30	Normal Voltage	0.0005	
20(Ref.)	Normal Voltage	0.0000	
10	Normal Voltage	0.0016	
0	Normal Voltage	0.0053	
-10	Normal Voltage	0.0011	
-20	Normal Voltage	0.0048	
-30	Normal Voltage	0.0011	
20	Maximum Voltage	0.0005	
20	Normal Voltage	0.0037	
20	Battery End Point	0.0032	

Test Conditions	Middle Channel	WCDMA Band IV (RMC 12.2Kbps)	Limit Note 2.
Temperature (°C)	Voltage (Volt)	Deviation (ppm)	Result
50	Normal Voltage	0.0017	PASS
40	Normal Voltage	0.0006	
30	Normal Voltage	0.0023	
20(Ref.)	Normal Voltage	0.0000	
10	Normal Voltage	0.0035	
0	Normal Voltage	0.0052	
-10	Normal Voltage	0.0046	
-20	Normal Voltage	0.0012	
-30	Normal Voltage	0.0139	
20	Maximum Voltage	0.0006	
20	Normal Voltage	0.0156	
20	Battery End Point	0.0075	

Note:

1. Normal Voltage = 3.8 V. ；Battery End Point (BEP) =3.4 V.；Maximum Voltage =4.35V
2. The frequency fundamental emissions stay within the authorized frequency block based on the frequency deviation measured is small.

Appendix B. Test Results of Radiated Test

Radiated Spurious Emission

GSM850 (GSM)									
Channel	Frequency (MHz)	ERP (dBm)	Limit (dBm)	Over Limit (dB)	SPA Reading (dBm)	S.G. Power (dBm)	TX Cable loss (dB)	TX Antenna Gain (dBi)	Polarization (H/V)
Middle	1672	-56.63	-13	-43.63	-55.33	-58.49	1.19	5.20	H
	2508	-46.20	-13	-33.20	-51.47	-48.42	1.53	5.90	H
	3345	-67.69	-13	-54.69	-71.64	-70.48	1.76	6.70	H
	1672	-57.44	-13	-44.44	-55.4	-59.30	1.19	5.20	V
	2508	-48.35	-13	-35.35	-51.99	-50.57	1.53	5.90	V
	3345	-68.51	-13	-55.51	-71.83	-71.30	1.76	6.70	V

Remark: Spurious emissions within 30-1000MHz were found more than 20dB below limit line.

GSM850 (EDGE class 8)									
Channel	Frequency (MHz)	ERP (dBm)	Limit (dBm)	Over Limit (dB)	SPA Reading (dBm)	S.G. Power (dBm)	TX Cable loss (dB)	TX Antenna Gain (dBi)	Polarization (H/V)
Middle	1672	-61.10	-13	-48.10	-59.73	-62.96	1.19	5.20	H
	2508	-48.84	-13	-35.84	-53.00	-51.06	1.53	5.90	H
	3345	-66.53	-13	-53.53	-70.48	-69.32	1.76	6.70	H
	1672	-63.87	-13	-50.87	-61.83	-65.73	1.19	5.20	V
	2508	-51.20	-13	-38.20	-53.77	-53.42	1.53	5.90	V
	3345	-68.62	-13	-55.62	-71.94	-71.41	1.76	6.70	V

Remark: Spurious emissions within 30-1000MHz were found more than 20dB below limit line.

GSM1900 (GSM)									
Channel	Frequency (MHz)	EIRP (dBm)	Limit (dBm)	Over Limit (dB)	SPA Reading (dBm)	S.G. Power (dBm)	TX Cable loss (dB)	TX Antenna Gain (dBi)	Polarization (H/V)
Middle	3759	-65.55	-13	-52.55	-69.06	-70.54	1.88	6.87	H
	5640	-59.87	-13	-46.87	-68.06	-67.17	2.38	9.68	H
	7521	-63.88	-13	-50.88	-75.91	-72.95	2.74	11.81	H
	3759	-62.48	-13	-49.48	-66.27	-67.47	1.88	6.87	V
	5640	-57.00	-13	-44.00	-65.57	-64.30	2.38	9.68	V
	7521	-64.48	-13	-51.48	-75.19	-73.55	2.74	11.81	V

Remark: Spurious emissions within 30-1000MHz were found more than 20dB below limit line.

GSM1900 (EDGE class 8)									
Channel	Frequency (MHz)	EIRP (dBm)	Limit (dBm)	Over Limit (dB)	SPA Reading (dBm)	S.G. Power (dBm)	TX Cable loss (dB)	TX Antenna Gain (dBi)	Polarization (H/V)
Middle	3759	-69.15	-13	-56.15	-72.66	-74.14	1.88	6.87	H
	5640	-63.73	-13	-50.73	-71.92	-71.03	2.38	9.68	H
	7521	-64.28	-13	-51.28	-76.31	-73.35	2.74	11.81	H
	3759	-68.11	-13	-55.11	-71.9	-73.10	1.88	6.87	V
	5640	-59.75	-13	-46.75	-68.32	-67.05	2.38	9.68	V
	7521	-64.69	-13	-51.69	-75.4	-73.76	2.74	11.81	V

Remark: Spurious emissions within 30-1000MHz were found more than 20dB below limit line.

WCDMA Band V(RMC 12.2Kbps)									
Channel	Frequency (MHz)	ERP (dBm)	Limit (dBm)	Over Limit (dB)	SPA Reading (dBm)	S.G. Power (dBm)	TX Cable loss (dB)	TX Antenna Gain (dBi)	Polarization (H/V)
Middle	1672	-66.79	-13	-53.79	-65.42	-68.65	1.19	5.20	H
	2510	-62.64	-13	-49.64	-65.63	-64.86	1.53	5.90	H
	3345	-67.49	-13	-54.49	-71.44	-70.28	1.76	6.70	H
	1672	-67.17	-13	-54.17	-65.13	-69.03	1.19	5.20	V
	2510	-64.01	-13	-51.01	-65.99	-66.23	1.53	5.90	V
	3345	-67.76	-13	-54.76	-71.08	-70.55	1.76	6.70	V

Remark: Spurious emissions within 30-1000MHz were found more than 20dB below limit line.

WCDMA Band II(RMC 12.2Kbps)									
Channel	Frequency (MHz)	EIRP (dBm)	Limit (dBm)	Over Limit (dB)	SPA Reading (dBm)	S.G. Power (dBm)	TX Cable loss (dB)	TX Antenna Gain (dBi)	Polarization (H/V)
Middle	3759	-65.03	-13	-52.03	-68.54	-70.02	1.88	6.87	H
	5640	-65.85	-13	-52.85	-74.04	-73.15	2.38	9.68	H
	7521	-62.71	-13	-49.71	-74.74	-71.78	2.74	11.81	H
	3759	-59.97	-13	-46.97	-63.76	-64.96	1.88	6.87	V
	5640	-65.30	-13	-52.30	-73.87	-72.60	2.38	9.68	V
	7521	-65.45	-13	-52.45	-76.16	-74.52	2.74	11.81	V

Remark: Spurious emissions within 30-1000MHz were found more than 20dB below limit line.

WCDMA Band IV(RMC 12.2Kbps)									
Channel	Frequency (MHz)	EIRP (dBm)	Limit (dBm)	Over Limit (dB)	SPA Reading (dBm)	S.G. Power (dBm)	TX Cable loss (dB)	TX Antenna Gain (dBi)	Polarization (H/V)
Middle	3465	-63.51	-13	-50.51	-70.30	-68.40	1.81	6.70	H
	5199	-60.55	-13	-47.55	-73.23	-67.45	2.23	9.13	H
	6930	-60.98	-13	-47.98	-76.16	-69.04	2.60	10.66	H
	3465	-64.84	-13	-51.84	-70.04	-69.73	1.81	6.70	V
	5199	-60.25	-13	-47.25	-73.8	-67.15	2.23	9.13	V
	6930	-60.13	-13	-47.13	-75.18	-68.19	2.6	10.66	V

Remark: Spurious emissions within 30-1000MHz were found more than 20dB below limit line.