LTE Band 66 / 5MHz

Highest Channel / QPSK

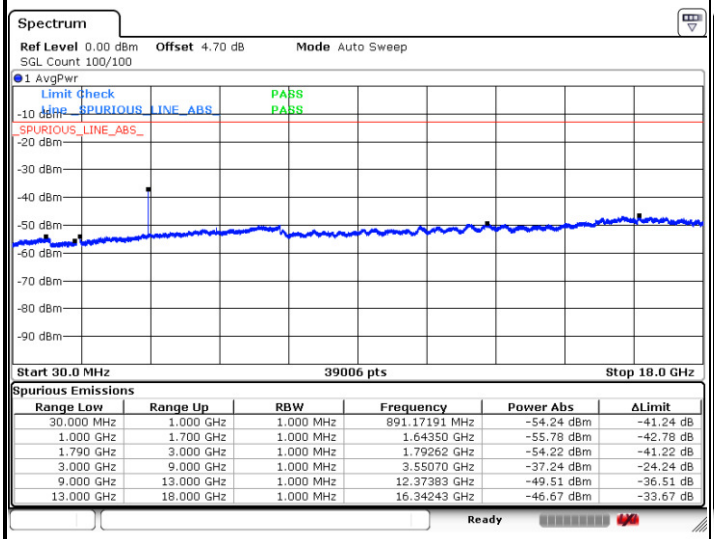

Spurious Emissions

Range Low	Range Up	RBW	Frequency	Power Abs	ΔLimit
30.000 MHz	1.000 GHz	1.000 MHz	891.17191 MHz	-54.24 dBm	-41.24 dB
1.000 GHz	1.700 GHz	1.000 MHz	1.64350 GHz	-55.78 dBm	-42.78 dB
1.790 GHz	3.000 GHz	1.000 MHz	1.79262 GHz	-54.22 dBm	-41.22 dB
3.000 GHz	9.000 GHz	1.000 MHz	3.55070 GHz	-37.24 dBm	-24.24 dB
9.000 GHz	13.000 GHz	1.000 MHz	12.37383 GHz	-49.51 dBm	-36.51 dB
13.000 GHz	18.000 GHz	1.000 MHz	16.34243 GHz	-46.67 dBm	-33.67 dB

Date: 30.SEP.2016 16:03:37

Highest Channel / 16QAM

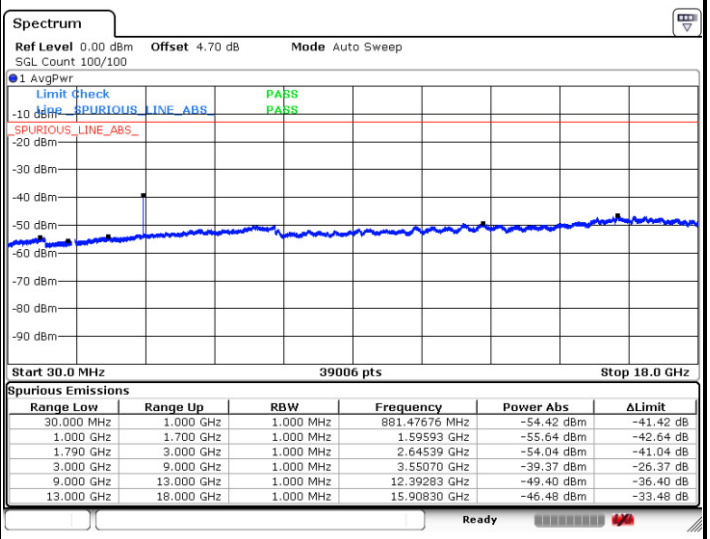

Spurious Emissions

Range Low	Range Up	RBW	Frequency	Power Abs	ΔLimit
30.000 MHz	1.000 GHz	1.000 MHz	881.47676 MHz	-54.42 dBm	-41.42 dB
1.000 GHz	1.700 GHz	1.000 MHz	1.59593 GHz	-55.64 dBm	-42.64 dB
1.790 GHz	3.000 GHz	1.000 MHz	2.64539 GHz	-54.04 dBm	-41.04 dB
3.000 GHz	9.000 GHz	1.000 MHz	3.55070 GHz	-39.37 dBm	-26.37 dB
9.000 GHz	13.000 GHz	1.000 MHz	12.39283 GHz	-49.40 dBm	-36.40 dB
13.000 GHz	18.000 GHz	1.000 MHz	15.90830 GHz	-46.48 dBm	-33.48 dB

Date: 30.SEP.2016 16:01:12

LTE Band 66 / 10MHz

Lowest Channel / QPSK

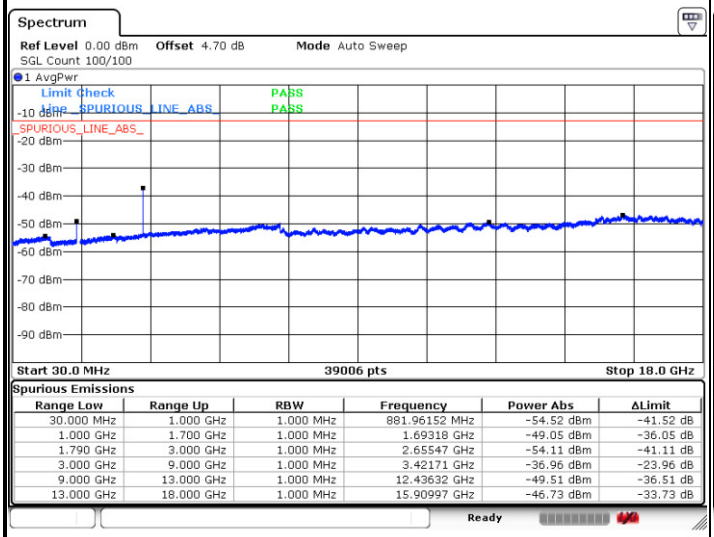

Spurious Emissions

Range Low	Range Up	RBW	Frequency	Power Abs	ΔLimit
30.000 MHz	1.000 GHz	1.000 MHz	881.96152 MHz	-54.52 dBm	-41.52 dB
1.000 GHz	1.700 GHz	1.000 MHz	1.69318 GHz	-49.05 dBm	-36.05 dB
1.790 GHz	3.000 GHz	1.000 MHz	2.65547 GHz	-54.11 dBm	-41.11 dB
3.000 GHz	9.000 GHz	1.000 MHz	3.42171 GHz	-36.96 dBm	-23.96 dB
9.000 GHz	13.000 GHz	1.000 MHz	12.43632 GHz	-49.51 dBm	-36.51 dB
13.000 GHz	18.000 GHz	1.000 MHz	15.90997 GHz	-46.73 dBm	-33.73 dB

Date: 30.SEP.2016 15:48:37

Lowest Channel / 16QAM

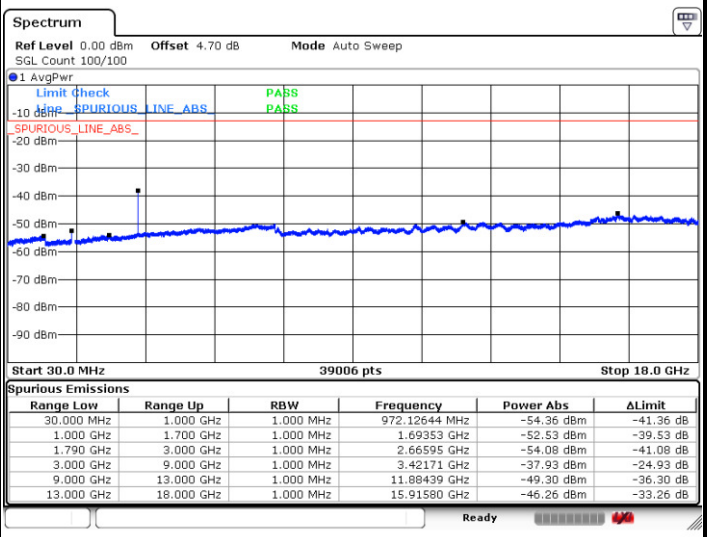

Spurious Emissions

Range Low	Range Up	RBW	Frequency	Power Abs	ΔLimit
30.000 MHz	1.000 GHz	1.000 MHz	972.12644 MHz	-54.36 dBm	-41.36 dB
1.000 GHz	1.700 GHz	1.000 MHz	1.69353 GHz	-52.53 dBm	-39.53 dB
1.790 GHz	3.000 GHz	1.000 MHz	2.66595 GHz	-54.08 dBm	-41.08 dB
3.000 GHz	9.000 GHz	1.000 MHz	3.42171 GHz	-37.93 dBm	-24.93 dB
9.000 GHz	13.000 GHz	1.000 MHz	11.88439 GHz	-49.30 dBm	-36.30 dB
13.000 GHz	18.000 GHz	1.000 MHz	15.91580 GHz	-46.26 dBm	-33.26 dB

Date: 30.SEP.2016 15:49:37

LTE Band 66 / 10MHz

Middle Channel / QPSK

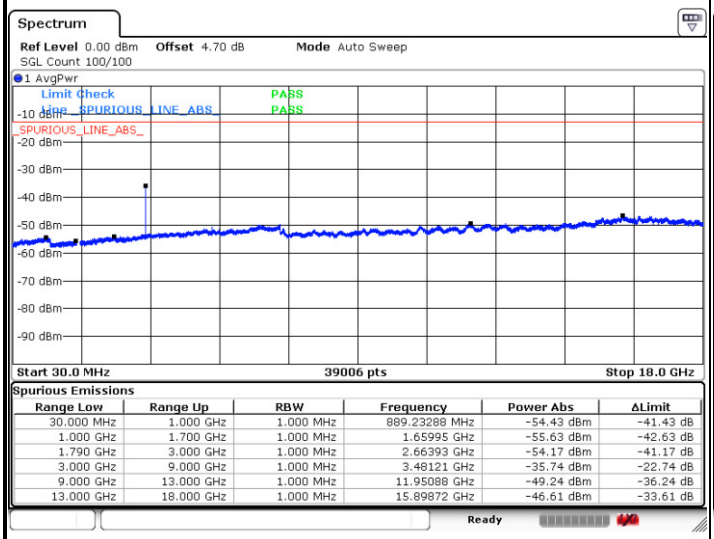

Spurious Emissions

Range Low	Range Up	RBW	Frequency	Power Abs	ΔLimit
30.000 MHz	1.000 GHz	1.000 MHz	889.23288 MHz	-54.43 dBm	-41.43 dB
1.000 GHz	1.700 GHz	1.000 MHz	1.65995 GHz	-55.63 dBm	-42.63 dB
1.790 GHz	3.000 GHz	1.000 MHz	2.66393 GHz	-54.17 dBm	-41.17 dB
3.000 GHz	9.000 GHz	1.000 MHz	3.48121 GHz	-35.74 dBm	-22.74 dB
9.000 GHz	13.000 GHz	1.000 MHz	11.95088 GHz	-49.24 dBm	-36.24 dB
13.000 GHz	18.000 GHz	1.000 MHz	15.89872 GHz	-46.61 dBm	-33.61 dB

Date: 30.SEP.2016 15:52:03

Middle Channel / 16QAM

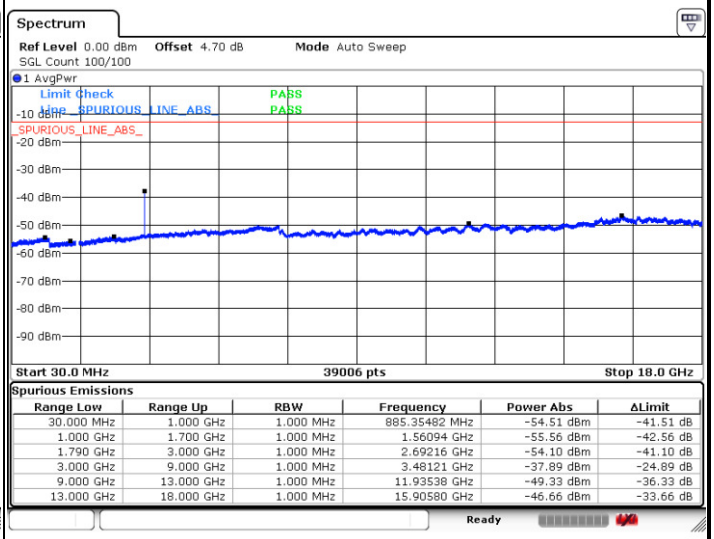

Spurious Emissions

Range Low	Range Up	RBW	Frequency	Power Abs	ΔLimit
30.000 MHz	1.000 GHz	1.000 MHz	885.35482 MHz	-54.51 dBm	-41.51 dB
1.000 GHz	1.700 GHz	1.000 MHz	1.56094 GHz	-55.56 dBm	-42.56 dB
1.790 GHz	3.000 GHz	1.000 MHz	2.69216 GHz	-54.10 dBm	-41.10 dB
3.000 GHz	9.000 GHz	1.000 MHz	3.48121 GHz	-37.89 dBm	-24.89 dB
9.000 GHz	13.000 GHz	1.000 MHz	11.93538 GHz	-49.33 dBm	-36.33 dB
13.000 GHz	18.000 GHz	1.000 MHz	15.90580 GHz	-46.66 dBm	-33.66 dB

Date: 30.SEP.2016 15:51:01

Highest Channel / QPSK

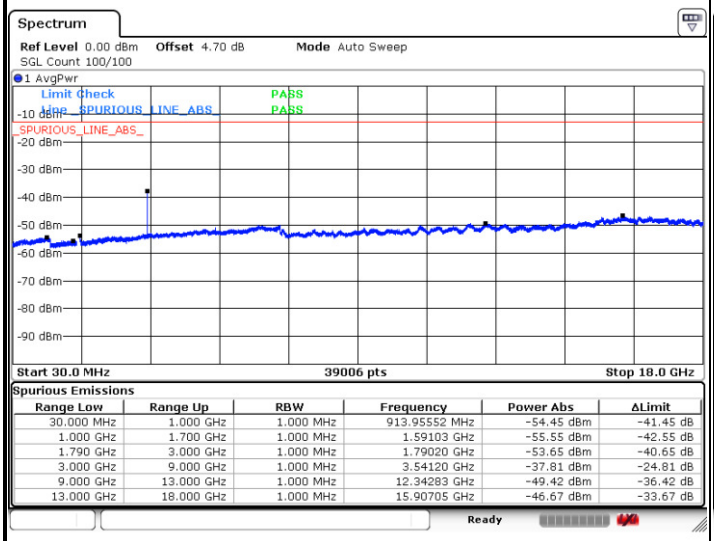

Spurious Emissions

Range Low	Range Up	RBW	Frequency	Power Abs	ΔLimit
30.000 MHz	1.000 GHz	1.000 MHz	913.95552 MHz	-54.45 dBm	-41.45 dB
1.000 GHz	1.700 GHz	1.000 MHz	1.59103 GHz	-55.55 dBm	-42.55 dB
1.790 GHz	3.000 GHz	1.000 MHz	1.79020 GHz	-53.65 dBm	-40.65 dB
3.000 GHz	9.000 GHz	1.000 MHz	3.54120 GHz	-37.81 dBm	-24.81 dB
9.000 GHz	13.000 GHz	1.000 MHz	12.34283 GHz	-49.42 dBm	-36.42 dB
13.000 GHz	18.000 GHz	1.000 MHz	15.90705 GHz	-46.67 dBm	-33.67 dB

Date: 30.SEP.2016 15:54:10

Highest Channel / 16QAM

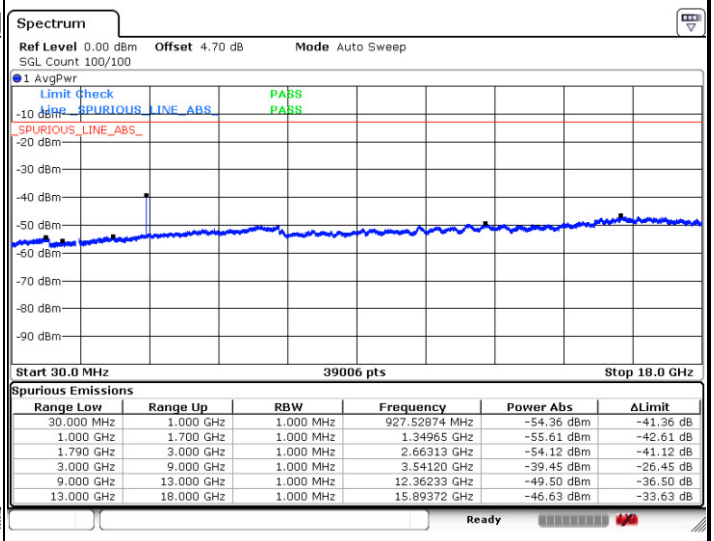

Spurious Emissions

Range Low	Range Up	RBW	Frequency	Power Abs	ΔLimit
30.000 MHz	1.000 GHz	1.000 MHz	927.52874 MHz	-54.36 dBm	-41.36 dB
1.000 GHz	1.700 GHz	1.000 MHz	1.34965 GHz	-55.61 dBm	-42.61 dB
1.790 GHz	3.000 GHz	1.000 MHz	2.66313 GHz	-54.12 dBm	-41.12 dB
3.000 GHz	9.000 GHz	1.000 MHz	3.54120 GHz	-39.45 dBm	-26.45 dB
9.000 GHz	13.000 GHz	1.000 MHz	12.36233 GHz	-49.50 dBm	-36.50 dB
13.000 GHz	18.000 GHz	1.000 MHz	15.89372 GHz	-46.63 dBm	-33.63 dB

Date: 30.SEP.2016 15:55:01

LTE Band 66 / 15MHz

Lowest Channel / QPSK

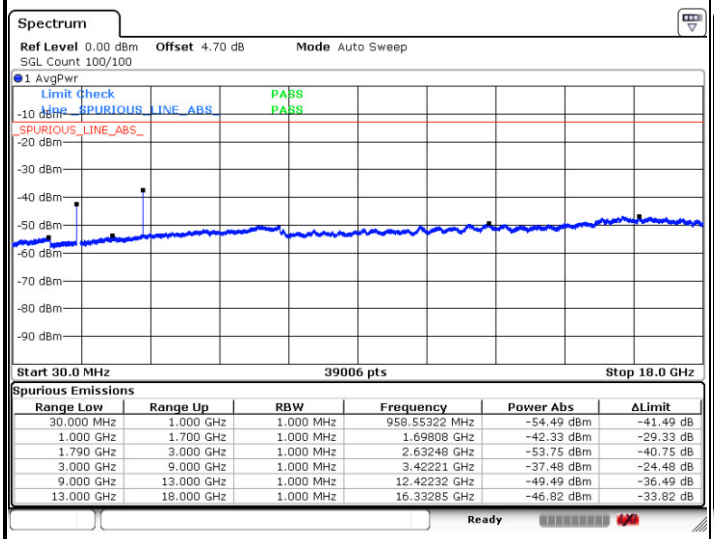

Spurious Emissions

Range Low	Range Up	RBW	Frequency	Power Abs	ΔLimit
30.000 MHz	1.000 GHz	1.000 MHz	958.55322 MHz	-54.49 dBm	-41.49 dB
1.000 GHz	1.700 GHz	1.000 MHz	1.69808 GHz	-42.33 dBm	-29.33 dB
1.790 GHz	3.000 GHz	1.000 MHz	2.63248 GHz	-53.75 dBm	-40.75 dB
3.000 GHz	9.000 GHz	1.000 MHz	3.42221 GHz	-37.48 dBm	-24.48 dB
9.000 GHz	13.000 GHz	1.000 MHz	12.42232 GHz	-49.49 dBm	-36.49 dB
13.000 GHz	18.000 GHz	1.000 MHz	16.33285 GHz	-46.82 dBm	-33.82 dB

Date: 30.SEP.2016 16:07:03

Lowest Channel / 16QAM

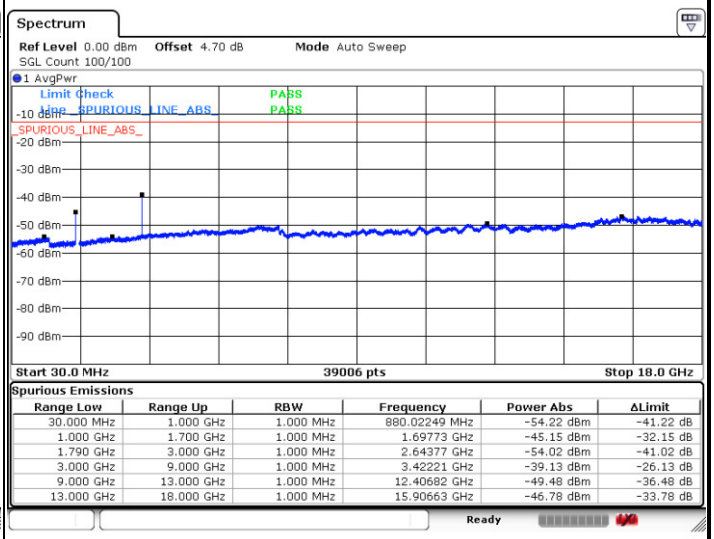

Spurious Emissions

Range Low	Range Up	RBW	Frequency	Power Abs	ΔLimit
30.000 MHz	1.000 GHz	1.000 MHz	880.02249 MHz	-54.22 dBm	-41.22 dB
1.000 GHz	1.700 GHz	1.000 MHz	1.69773 GHz	-45.15 dBm	-32.15 dB
1.790 GHz	3.000 GHz	1.000 MHz	2.64377 GHz	-54.02 dBm	-41.02 dB
3.000 GHz	9.000 GHz	1.000 MHz	3.42221 GHz	-39.13 dBm	-26.13 dB
9.000 GHz	13.000 GHz	1.000 MHz	12.40682 GHz	-49.48 dBm	-36.48 dB
13.000 GHz	18.000 GHz	1.000 MHz	15.90663 GHz	-46.78 dBm	-33.78 dB

Date: 30.SEP.2016 16:07:53

Middle Channel / QPSK

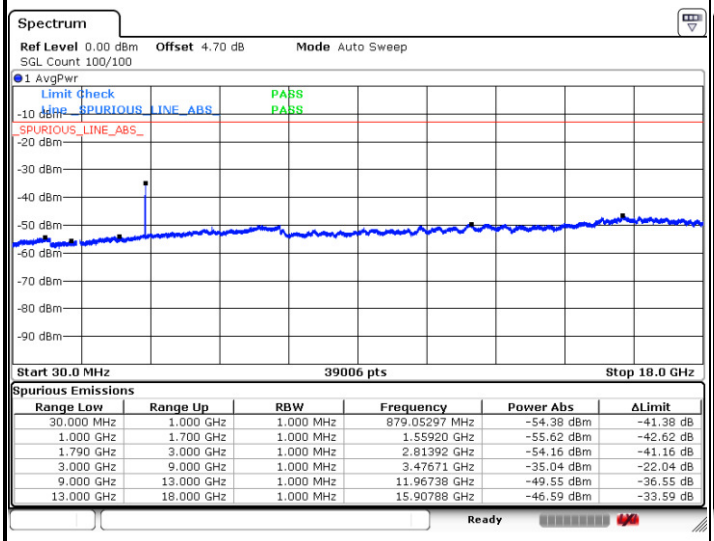

Spurious Emissions

Range Low	Range Up	RBW	Frequency	Power Abs	ΔLimit
30.000 MHz	1.000 GHz	1.000 MHz	879.05297 MHz	-54.38 dBm	-41.38 dB
1.000 GHz	1.700 GHz	1.000 MHz	1.55920 GHz	-55.62 dBm	-42.62 dB
1.790 GHz	3.000 GHz	1.000 MHz	2.81392 GHz	-54.16 dBm	-41.16 dB
3.000 GHz	9.000 GHz	1.000 MHz	3.47671 GHz	-35.04 dBm	-22.04 dB
9.000 GHz	13.000 GHz	1.000 MHz	11.96738 GHz	-49.55 dBm	-36.55 dB
13.000 GHz	18.000 GHz	1.000 MHz	15.90788 GHz	-46.59 dBm	-33.59 dB

Date: 30.SEP.2016 16:09:53

Middle Channel / 16QAM

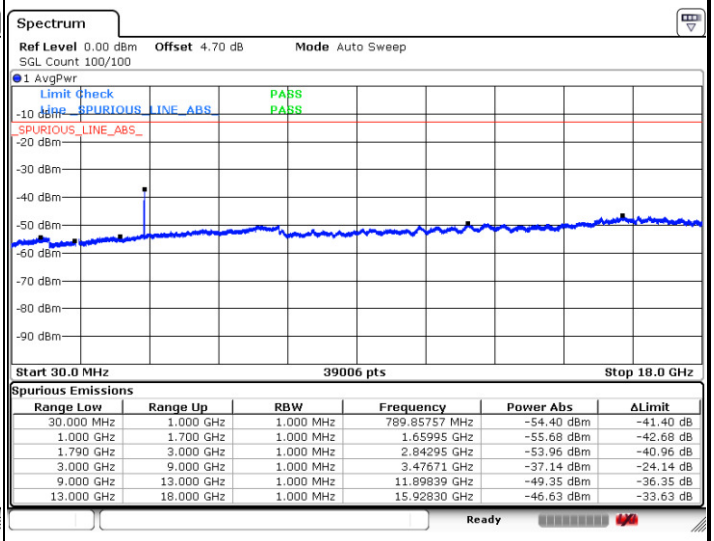

Spurious Emissions

Range Low	Range Up	RBW	Frequency	Power Abs	ΔLimit
30.000 MHz	1.000 GHz	1.000 MHz	789.85757 MHz	-54.40 dBm	-41.40 dB
1.000 GHz	1.700 GHz	1.000 MHz	1.65995 GHz	-55.68 dBm	-42.68 dB
1.790 GHz	3.000 GHz	1.000 MHz	2.84295 GHz	-53.96 dBm	-40.96 dB
3.000 GHz	9.000 GHz	1.000 MHz	3.47671 GHz	-37.14 dBm	-24.14 dB
9.000 GHz	13.000 GHz	1.000 MHz	11.89839 GHz	-49.35 dBm	-36.35 dB
13.000 GHz	18.000 GHz	1.000 MHz	15.92830 GHz	-46.63 dBm	-33.63 dB

Date: 30.SEP.2016 16:09:00

LTE Band 66 / 15MHz

Highest Channel / QPSK

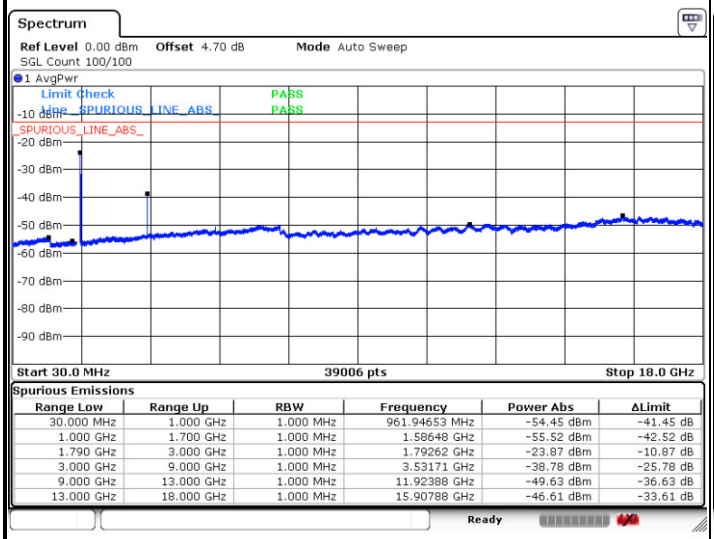

Spurious Emissions

Range Low	Range Up	RBW	Frequency	Power Abs	ΔLimit
30.000 MHz	1.000 GHz	1.000 MHz	961.94653 MHz	-54.45 dBm	-41.45 dB
1.000 GHz	1.700 GHz	1.000 MHz	1.58648 GHz	-55.52 dBm	-42.52 dB
1.790 GHz	3.000 GHz	1.000 MHz	1.79262 GHz	-23.87 dBm	-10.87 dB
3.000 GHz	9.000 GHz	1.000 MHz	3.53171 GHz	-38.78 dBm	-25.78 dB
9.000 GHz	13.000 GHz	1.000 MHz	11.92388 GHz	-49.63 dBm	-36.63 dB
13.000 GHz	18.000 GHz	1.000 MHz	15.90788 GHz	-46.61 dBm	-33.61 dB

Date: 30.SEP.2016 16:11:02

Highest Channel / 16QAM

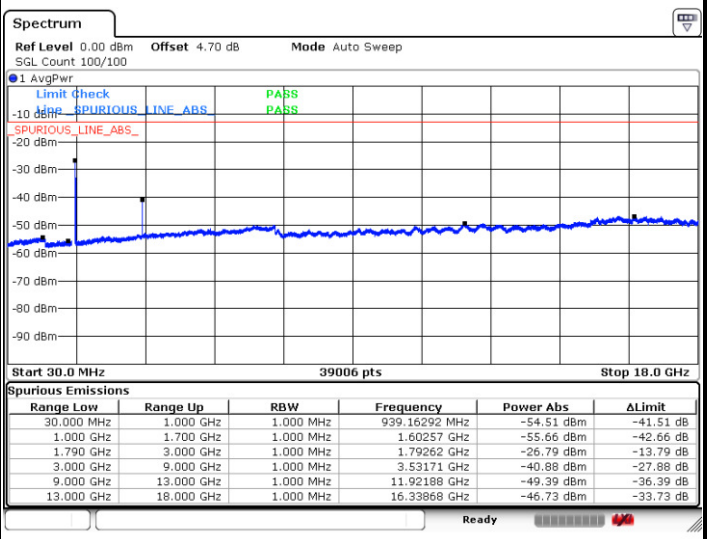

Spurious Emissions

Range Low	Range Up	RBW	Frequency	Power Abs	ΔLimit
30.000 MHz	1.000 GHz	1.000 MHz	939.16292 MHz	-54.51 dBm	-41.51 dB
1.000 GHz	1.700 GHz	1.000 MHz	1.60257 GHz	-55.66 dBm	-42.66 dB
1.790 GHz	3.000 GHz	1.000 MHz	1.79262 GHz	-26.79 dBm	-13.79 dB
3.000 GHz	9.000 GHz	1.000 MHz	3.53171 GHz	-40.88 dBm	-27.88 dB
9.000 GHz	13.000 GHz	1.000 MHz	11.92188 GHz	-49.39 dBm	-36.39 dB
13.000 GHz	18.000 GHz	1.000 MHz	16.33868 GHz	-46.73 dBm	-33.73 dB

Date: 30.SEP.2016 16:11:51

LTE Band 66 / 20MHz

Lowest Channel / QPSK

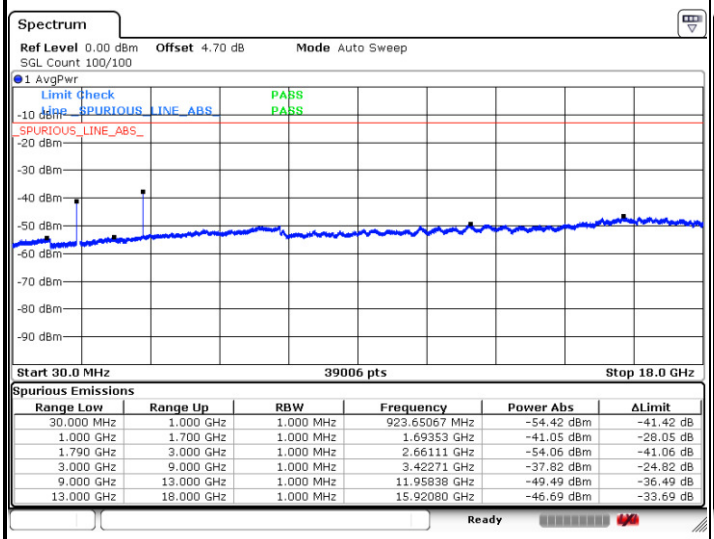

Spurious Emissions

Range Low	Range Up	RBW	Frequency	Power Abs	ΔLimit
30.000 MHz	1.000 GHz	1.000 MHz	923.65067 MHz	-54.42 dBm	-41.42 dB
1.000 GHz	1.700 GHz	1.000 MHz	1.69353 GHz	-41.05 dBm	-28.05 dB
1.790 GHz	3.000 GHz	1.000 MHz	2.66111 GHz	-54.06 dBm	-41.06 dB
3.000 GHz	9.000 GHz	1.000 MHz	3.42271 GHz	-37.82 dBm	-24.82 dB
9.000 GHz	13.000 GHz	1.000 MHz	11.95838 GHz	-49.49 dBm	-36.49 dB
13.000 GHz	18.000 GHz	1.000 MHz	15.92080 GHz	-46.69 dBm	-33.69 dB

Date: 30.SEP.2016 16:14:18

Lowest Channel / 16QAM

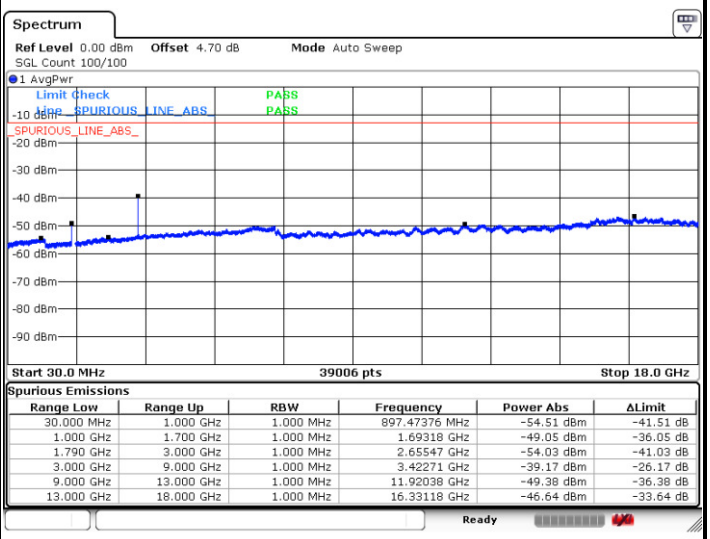

Spurious Emissions

Range Low	Range Up	RBW	Frequency	Power Abs	ΔLimit
30.000 MHz	1.000 GHz	1.000 MHz	897.47376 MHz	-54.51 dBm	-41.51 dB
1.000 GHz	1.700 GHz	1.000 MHz	1.69318 GHz	-49.05 dBm	-36.05 dB
1.790 GHz	3.000 GHz	1.000 MHz	2.65547 GHz	-54.03 dBm	-41.03 dB
3.000 GHz	9.000 GHz	1.000 MHz	3.42271 GHz	-39.17 dBm	-26.17 dB
9.000 GHz	13.000 GHz	1.000 MHz	11.92038 GHz	-49.38 dBm	-36.38 dB
13.000 GHz	18.000 GHz	1.000 MHz	16.33118 GHz	-46.64 dBm	-33.64 dB

Date: 30.SEP.2016 16:13:17

LTE Band 66 / 20MHz

Middle Channel / QPSK

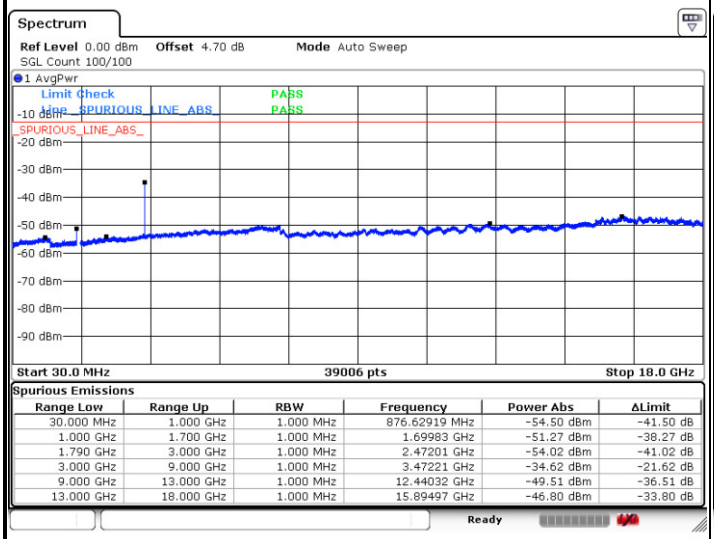

Spurious Emissions

Range Low	Range Up	RBW	Frequency	Power Abs	ΔLimit
30.000 MHz	1.000 GHz	1.000 MHz	876.62919 MHz	-54.50 dBm	-41.50 dB
1.000 GHz	1.700 GHz	1.000 MHz	1.69983 GHz	-51.27 dBm	-38.27 dB
1.790 GHz	3.000 GHz	1.000 MHz	2.47201 GHz	-54.02 dBm	-41.02 dB
3.000 GHz	9.000 GHz	1.000 MHz	3.47221 GHz	-34.62 dBm	-21.62 dB
9.000 GHz	13.000 GHz	1.000 MHz	12.44032 GHz	-49.51 dBm	-36.51 dB
13.000 GHz	18.000 GHz	1.000 MHz	15.89497 GHz	-46.80 dBm	-33.80 dB

Date: 30.SEP.2016 16:19:01

Middle Channel / 16QAM

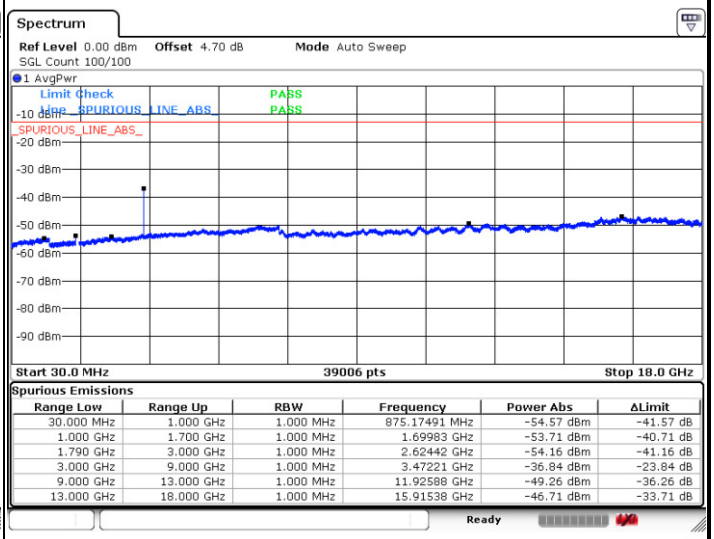

Spurious Emissions

Range Low	Range Up	RBW	Frequency	Power Abs	ΔLimit
30.000 MHz	1.000 GHz	1.000 MHz	875.17491 MHz	-54.57 dBm	-41.57 dB
1.000 GHz	1.700 GHz	1.000 MHz	1.69983 GHz	-53.71 dBm	-40.71 dB
1.790 GHz	3.000 GHz	1.000 MHz	2.62442 GHz	-54.16 dBm	-41.16 dB
3.000 GHz	9.000 GHz	1.000 MHz	3.47221 GHz	-36.84 dBm	-23.84 dB
9.000 GHz	13.000 GHz	1.000 MHz	11.92588 GHz	-49.26 dBm	-36.26 dB
13.000 GHz	18.000 GHz	1.000 MHz	15.91538 GHz	-46.71 dBm	-33.71 dB

Date: 30.SEP.2016 16:19:49

Highest Channel / QPSK

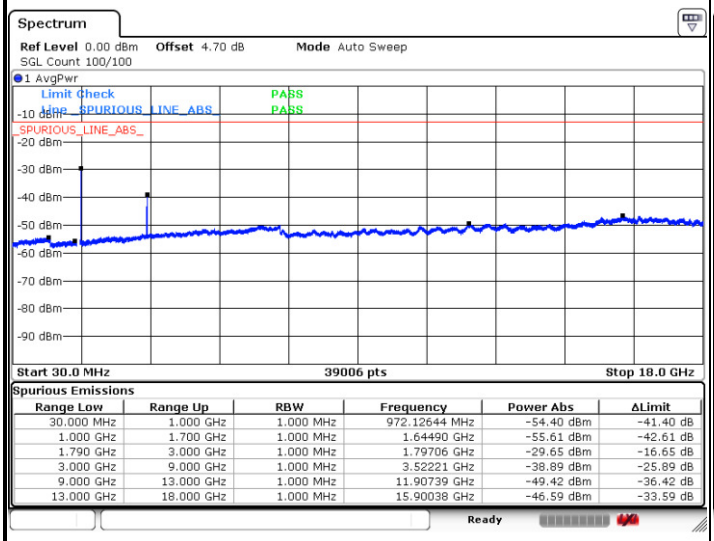

Spurious Emissions

Range Low	Range Up	RBW	Frequency	Power Abs	ΔLimit
30.000 MHz	1.000 GHz	1.000 MHz	972.12644 MHz	-54.40 dBm	-41.40 dB
1.000 GHz	1.700 GHz	1.000 MHz	1.64490 GHz	-55.61 dBm	-42.61 dB
1.790 GHz	3.000 GHz	1.000 MHz	1.79706 GHz	-29.65 dBm	-16.65 dB
3.000 GHz	9.000 GHz	1.000 MHz	3.52221 GHz	-38.89 dBm	-25.89 dB
9.000 GHz	13.000 GHz	1.000 MHz	11.90739 GHz	-49.42 dBm	-36.42 dB
13.000 GHz	18.000 GHz	1.000 MHz	15.90038 GHz	-46.59 dBm	-33.59 dB

Date: 30.SEP.2016 16:22:02

Highest Channel / 16QAM

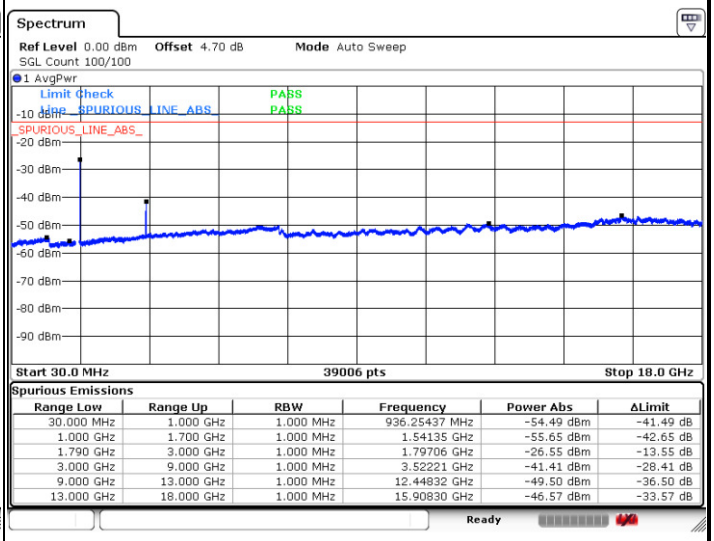

Spurious Emissions

Range Low	Range Up	RBW	Frequency	Power Abs	ΔLimit
30.000 MHz	1.000 GHz	1.000 MHz	936.25437 MHz	-54.49 dBm	-41.49 dB
1.000 GHz	1.700 GHz	1.000 MHz	1.54135 GHz	-55.65 dBm	-42.65 dB
1.790 GHz	3.000 GHz	1.000 MHz	1.79706 GHz	-26.55 dBm	-13.55 dB
3.000 GHz	9.000 GHz	1.000 MHz	3.52221 GHz	-41.41 dBm	-28.41 dB
9.000 GHz	13.000 GHz	1.000 MHz	12.44832 GHz	-49.50 dBm	-36.50 dB
13.000 GHz	18.000 GHz	1.000 MHz	15.90830 GHz	-46.57 dBm	-33.57 dB

Date: 30.SEP.2016 16:21:08

Frequency Stability

Test Conditions		LTE Band 2 (QPSK) / Middle Channel	Limit
Temperature (°C)	Voltage (Volt)	BW 10MHz	Note 2.
		Deviation (ppm)	Result
50	Normal Voltage	0.0007	PASS
40	Normal Voltage	0.0024	
30	Normal Voltage	0.0011	
20(Ref.)	Normal Voltage	0.0000	
10	Normal Voltage	0.0034	
0	Normal Voltage	0.0012	
-10	Normal Voltage	0.0006	
-20	Normal Voltage	0.0009	
-30	Normal Voltage	0.0002	
20	Maximum Voltage	0.0039	
20	Normal Voltage	0.0003	
20	Battery End Point	0.0001	

Note:

1. Normal Voltage =3.7 V.；Battery End Point (BEP) =3.5 V.；Maximum Voltage =4.4 V.
2. The frequency fundamental emissions stay within the authorized frequency block.

Test Conditions		LTE Band 4 (QPSK) / Middle Channel	Limit
Temperature (°C)	Voltage (Volt)	BW 10MHz	Note 2.
		Deviation (ppm)	Result
50	Normal Voltage	0.0002	PASS
40	Normal Voltage	0.0020	
30	Normal Voltage	0.0013	
20(Ref.)	Normal Voltage	0.0000	
10	Normal Voltage	0.0004	
0	Normal Voltage	0.0017	
-10	Normal Voltage	0.0000	
-20	Normal Voltage	0.0004	
-30	Normal Voltage	0.0024	
20	Maximum Voltage	0.0018	
20	Normal Voltage	0.0002	
20	Battery End Point	0.0029	

Note:

1. Normal Voltage =3.7 V.；Battery End Point (BEP) =3.5 V.；Maximum Voltage =4.4 V.
2. The frequency fundamental emissions stay within the authorized frequency block.

Test Conditions		LTE Band 5 (QPSK) / Middle Channel	Limit
Temperature (°C)	Voltage (Volt)	BW 10MHz	2.5ppm
		Deviation (ppm)	Result
50	Normal Voltage	0.0054	PASS
40	Normal Voltage	0.0014	
30	Normal Voltage	0.0017	
20(Ref.)	Normal Voltage	0.0000	
10	Normal Voltage	0.0049	
0	Normal Voltage	0.0077	
-10	Normal Voltage	0.0010	
-20	Normal Voltage	0.0047	
-30	Normal Voltage	0.0061	
20	Maximum Voltage	0.0001	
20	Normal Voltage	0.0043	
20	Battery End Point	0.0053	

Note: Normal Voltage =3.7 V.；Battery End Point (BEP) =3.5V.；Maximum Voltage =4.4 V.

Test Conditions		LTE Band 7 (QPSK) / Middle Channel	Limit
Temperature (°C)	Voltage (Volt)	BW 10MHz	Note 2.
		Deviation (ppm)	Result
50	Normal Voltage	0.0003	PASS
40	Normal Voltage	0.0028	
30	Normal Voltage	0.0006	
20(Ref.)	Normal Voltage	0.0000	
10	Normal Voltage	0.0002	
0	Normal Voltage	0.0015	
-10	Normal Voltage	0.0002	
-20	Normal Voltage	0.0005	
-30	Normal Voltage	0.0020	
20	Maximum Voltage	0.0000	
20	Normal Voltage	0.0017	
20	Battery End Point	0.0004	

Note:

1. Normal Voltage =3.7 V.；Battery End Point (BEP) =3.5 V.；Maximum Voltage =4.4 V.
2. The frequency fundamental emissions stay within the authorized frequency block.

Test Conditions		LTE Band 12 (QPSK) / Middle Channel	Limit
Temperature (°C)	Voltage (Volt)	BW 10MHz	Note 2.
		Deviation (ppm)	Result
50	Normal Voltage	0.0008	PASS
40	Normal Voltage	0.0054	
30	Normal Voltage	0.0014	
20(Ref.)	Normal Voltage	0.0000	
10	Normal Voltage	0.0003	
0	Normal Voltage	0.0027	
-10	Normal Voltage	0.0013	
-20	Normal Voltage	0.0048	
-30	Normal Voltage	0.0064	
20	Maximum Voltage	0.0017	
20	Normal Voltage	0.0014	
20	Battery End Point	0.0058	

Note:

1. Normal Voltage =3.7 V.；Battery End Point (BEP) =3.5 V.；Maximum Voltage =4.4 V.
2. Note: The frequency fundamental emissions stay within the authorized frequency block.

Test Conditions		LTE Band 17 (QPSK) / Middle Channel	Limit
Temperature (°C)	Voltage (Volt)	BW 10MHz	Note 2.
		Deviation (ppm)	Result
50	Normal Voltage	0.0073	PASS
40	Normal Voltage	0.0054	
30	Normal Voltage	0.0065	
20(Ref.)	Normal Voltage	0.0000	
10	Normal Voltage	0.0013	
0	Normal Voltage	0.0011	
-10	Normal Voltage	0.0008	
-20	Normal Voltage	0.0061	
-30	Normal Voltage	0.0052	
20	Maximum Voltage	0.0001	
20	Normal Voltage	0.0070	
20	Battery End Point	0.0055	

Note:

1. Normal Voltage =3.7 V.；Battery End Point (BEP) =3.5 V.；Maximum Voltage =4.4 V.
2. The frequency fundamental emissions stay within the authorized frequency block.

Test Conditions		LTE Band 66 (QPSK) / Middle Channel	Limit
Temperature (°C)	Voltage (Volt)	BW 10MHz	Note 2.
		Deviation (ppm)	Result
50	Normal Voltage	0.0006	PASS
40	Normal Voltage	0.0013	
30	Normal Voltage	0.0003	
20(Ref.)	Normal Voltage	0.0000	
10	Normal Voltage	0.0016	
0	Normal Voltage	0.0002	
-10	Normal Voltage	0.0011	
-20	Normal Voltage	0.0019	
-30	Normal Voltage	0.0004	
20	Maximum Voltage	0.0013	
20	Normal Voltage	0.0003	
20	Battery End Point	0.0021	

Note:

1. Normal Voltage =3.7 V.；Battery End Point (BEP) =3.5 V.；Maximum Voltage =4.4 V.
2. Note: The frequency fundamental emissions stay within the authorized frequency block.

Appendix B. Test Results of Radiated Test

Radiated Spurious Emission

LTE Band 2

LTE Band 2 / 1.4MHz / QPSK									
Channel	Frequency (MHz)	EIRP (dBm)	Limit (dBm)	Over Limit (dB)	SPA Reading (dBm)	S.G. Power (dBm)	TX Cable loss (dB)	TX Antenna Gain (dBi)	Polarization (H/V)
Lowest	3700.32	-50.52	-13	-37.52	-65.18	-58.27	4.85	12.60	H
	5550.48	-50.04	-13	-37.04	-68.32	-57.56	5.58	13.10	H
	7400.64	-47.68	-13	-34.68	-69.26	-52.42	6.56	11.30	H
	3700.32	-50.72	-13	-37.72	-65.81	-58.47	4.85	12.6	V
	5550.48	-50.59	-13	-37.59	-69.46	-58.11	5.58	13.1	V
	7400.64	-47.29	-13	-34.29	-68.99	-52.03	6.56	11.3	V
Middle	3758.92	-48.23	-13	-35.23	-62.89	-55.98	4.85	12.60	H
	5638.38	-50.78	-13	-37.78	-69.06	-58.30	5.58	13.10	H
	7517.84	-47.58	-13	-34.58	-69.16	-52.32	6.56	11.30	H
	3758.92	-51.37	-13	-38.37	-66.46	-59.12	4.85	12.6	V
	5638.38	-50.52	-13	-37.52	-69.39	-58.04	5.58	13.1	V
	7517.84	-47.81	-13	-34.81	-69.51	-52.55	6.56	11.3	V
Highest	3817.52	-51.90	-13	-38.90	-66.56	-59.65	4.85	12.60	H
	5726.28	-49.52	-13	-36.52	-67.80	-57.04	5.58	13.10	H
	7635.04	-47.86	-13	-34.86	-69.44	-52.60	6.56	11.30	H
	3817.52	-51.43	-13	-38.43	-66.52	-59.18	4.85	12.6	V
	5726.28	-46.43	-13	-33.43	-65.3	-53.95	5.58	13.1	V
	7635.04	-47.81	-13	-34.81	-69.51	-52.55	6.56	11.3	V

Remark: Spurious emissions within 30-1000MHz were found more than 20dB below limit line.

LTE Band 2 / 3MHz / QPSK									
Channel	Frequency (MHz)	EIRP (dBm)	Limit (dBm)	Over Limit (dB)	SPA Reading (dBm)	S.G. Power (dBm)	TX Cable loss (dB)	TX Antenna Gain (dBi)	Polarization (H/V)
Lowest	3700.48	-51.12	-13	-38.12	-65.78	-58.87	4.85	12.60	H
	5550.72	-49.87	-13	-36.87	-68.15	-57.39	5.58	13.10	H
	7400.96	-47.40	-13	-34.40	-68.98	-52.14	6.56	11.30	H
	3700.48	-51.13	-13	-38.13	-66.22	-58.88	4.85	12.6	V
	5550.72	-49.96	-13	-36.96	-68.83	-57.48	5.58	13.1	V
	7400.96	-46.80	-13	-33.80	-68.5	-51.54	6.56	11.3	V
Middle	3757.48	-49.76	-13	-36.76	-64.42	-57.51	4.85	12.60	H
	5636.22	-50.51	-13	-37.51	-68.79	-58.03	5.58	13.10	H
	7514.96	-47.68	-13	-34.68	-69.26	-52.42	6.56	11.30	H
	3757.48	-48.57	-13	-35.57	-63.66	-56.32	4.85	12.6	V
	5636.22	-50.02	-13	-37.02	-68.89	-57.54	5.58	13.1	V
	7514.96	-47.50	-13	-34.50	-69.2	-52.24	6.56	11.3	V
Highest	3814.48	-51.40	-13	-38.40	-66.06	-59.15	4.85	12.60	H
	5721.72	-48.17	-13	-35.17	-66.45	-55.69	5.58	13.10	H
	7628.96	-47.80	-13	-34.80	-69.38	-52.54	6.56	11.30	H
	3814.48	-51.60	-13	-38.60	-66.69	-59.35	4.85	12.6	V
	5721.72	-46.39	-13	-33.39	-65.26	-53.91	5.58	13.1	V
	7628.96	-48.39	-13	-35.39	-70.09	-53.13	6.56	11.3	V

Remark: Spurious emissions within 30-1000MHz were found more than 20dB below limit line.

LTE Band 2 / 5MHz / QPSK									
Channel	Frequency (MHz)	EIRP (dBm)	Limit (dBm)	Over Limit (dB)	SPA Reading (dBm)	S.G. Power (dBm)	TX Cable loss (dB)	TX Antenna Gain (dBi)	Polarization (H/V)
Lowest	3700.68	-50.98	-13	-37.98	-65.64	-58.73	4.85	12.60	H
	5551.02	-49.86	-13	-36.86	-68.14	-57.38	5.58	13.10	H
	7401.36	-46.90	-13	-33.90	-68.48	-51.64	6.56	11.30	H
	3700.68	-50.28	-13	-37.28	-65.37	-58.03	4.85	12.6	V
	5551.02	-50.80	-13	-37.80	-69.67	-58.32	5.58	13.1	V
	7401.36	-47.15	-13	-34.15	-68.85	-51.89	6.56	11.3	V
Middle	3755.68	-50.55	-13	-37.55	-65.21	-58.30	4.85	12.60	H
	5633.52	-50.39	-13	-37.39	-68.67	-57.91	5.58	13.10	H
	7511.36	-47.45	-13	-34.45	-69.03	-52.19	6.56	11.30	H
	3755.68	-50.40	-13	-37.40	-65.49	-58.15	4.85	12.6	V
	5633.52	-49.88	-13	-36.88	-68.75	-57.40	5.58	13.1	V
	7511.36	-47.33	-13	-34.33	-69.03	-52.07	6.56	11.3	V
Highest	3810.68	-51.40	-13	-38.40	-66.06	-59.15	4.85	12.60	H
	5716.02	-50.48	-13	-37.48	-68.76	-58.00	5.58	13.10	H
	7621.36	-47.93	-13	-34.93	-69.51	-52.67	6.56	11.30	H
	3810.68	-50.35	-13	-37.35	-65.44	-58.10	4.85	12.6	V
	5716.02	-49.00	-13	-36.00	-67.87	-56.52	5.58	13.1	V
	7621.36	-48.24	-13	-35.24	-69.94	-52.98	6.56	11.3	V

Remark: Spurious emissions within 30-1000MHz were found more than 20dB below limit line.

LTE Band 2 / 10MHz / QPSK									
Channel	Frequency (MHz)	EIRP (dBm)	Limit (dBm)	Over Limit (dB)	SPA Reading (dBm)	S.G. Power (dBm)	TX Cable loss (dB)	TX Antenna Gain (dBi)	Polarization (H/V)
Lowest	3701.18	-50.77	-13	-37.77	-65.43	-58.52	4.85	12.60	H
	5551.77	-50.47	-13	-37.47	-68.75	-57.99	5.58	13.10	H
	7402.36	-47.60	-13	-34.60	-69.18	-52.34	6.56	11.30	H
	3701.18	-51.75	-13	-38.75	-66.84	-59.50	4.85	12.6	V
	5551.77	-49.89	-13	-36.89	-68.76	-57.41	5.58	13.1	V
	7402.36	-47.36	-13	-34.36	-69.06	-52.10	6.56	11.3	V
Middle	3751	-50.73	-13	-37.73	-65.39	-58.48	4.85	12.60	H
	5626.5	-49.71	-13	-36.71	-67.99	-57.23	5.58	13.10	H
	7502	-47.39	-13	-34.39	-68.97	-52.13	6.56	11.30	H
	3751	-50.25	-13	-37.25	-65.34	-58.00	4.85	12.6	V
	5626.5	-49.31	-13	-36.31	-68.18	-56.83	5.58	13.1	V
	7502	-47.17	-13	-34.17	-68.87	-51.91	6.56	11.3	V
Highest	3801.18	-52.69	-13	-39.69	-67.35	-60.44	4.85	12.60	H
	5701.77	-48.42	-13	-35.42	-66.70	-55.94	5.58	13.10	H
	7602.36	-48.22	-13	-35.22	-69.80	-52.96	6.56	11.30	H
	3801.18	-52.21	-13	-39.21	-67.3	-59.96	4.85	12.6	V
	5701.77	-48.21	-13	-35.21	-67.08	-55.73	5.58	13.1	V
	7602.36	-48.11	-13	-35.11	-69.81	-52.85	6.56	11.3	V

Remark: Spurious emissions within 30-1000MHz were found more than 20dB below limit line.

LTE Band 2 / 15MHz / QPSK									
Channel	Frequency (MHz)	EIRP (dBm)	Limit (dBm)	Over Limit (dB)	SPA Reading (dBm)	S.G. Power (dBm)	TX Cable loss (dB)	TX Antenna Gain (dBi)	Polarization (H/V)
Lowest	3701.68	-50.53	-13	-37.53	-65.19	-58.28	4.85	12.60	H
	5552.52	-50.10	-13	-37.10	-68.38	-57.62	5.58	13.10	H
	7403.36	-47.53	-13	-34.53	-69.11	-52.27	6.56	11.30	H
	3701.68	-52.16	-13	-39.16	-67.25	-59.91	4.85	12.6	V
	5552.52	-49.33	-13	-36.33	-68.2	-56.85	5.58	13.1	V
	7403.36	-45.86	-13	-32.86	-67.56	-50.60	6.56	11.3	V
Middle	3746.68	-51.09	-13	-38.09	-65.75	-58.84	4.85	12.60	H
	5620.02	-47.63	-13	-34.63	-65.91	-55.15	5.58	13.10	H
	7493.36	-47.19	-13	-34.19	-68.77	-51.93	6.56	11.30	H
	3746.68	-51.11	-13	-38.11	-66.2	-58.86	4.85	12.6	V
	5620.02	-48.15	-13	-35.15	-67.02	-55.67	5.58	13.1	V
	7493.36	-46.32	-13	-33.32	-68.02	-51.06	6.56	11.3	V
Highest	3791.68	-50.69	-13	-37.69	-65.35	-58.44	4.85	12.60	H
	5687.52	-47.57	-13	-34.57	-65.85	-55.09	5.58	13.10	H
	7583.36	-47.33	-13	-34.33	-68.91	-52.07	6.56	11.30	H
	3791.68	-52.81	-13	-39.81	-67.9	-60.56	4.85	12.6	V
	5687.52	-46.90	-13	-33.90	-65.77	-54.42	5.58	13.1	V
	7583.36	-47.77	-13	-34.77	-69.47	-52.51	6.56	11.3	V

Remark: Spurious emissions within 30-1000MHz were found more than 20dB below limit line.

LTE Band 2 / 20MHz / QPSK									
Channel	Frequency (MHz)	EIRP (dBm)	Limit (dBm)	Over Limit (dB)	SPA Reading (dBm)	S.G. Power (dBm)	TX Cable loss (dB)	TX Antenna Gain (dBi)	Polarization (H/V)
Lowest	3702.18	-50.77	-13	-37.77	-65.43	-58.52	4.85	12.60	H
	5553.27	-49.89	-13	-36.89	-68.17	-57.41	5.58	13.10	H
	7404.36	-47.17	-13	-34.17	-68.75	-51.91	6.56	11.30	H
	3702.18	-50.01	-13	-37.01	-65.1	-57.76	4.85	12.6	V
	5553.27	-49.69	-13	-36.69	-68.56	-57.21	5.58	13.1	V
	7404.36	-47.14	-13	-34.14	-68.84	-51.88	6.56	11.3	V
Middle	3742.18	-51.83	-13	-38.83	-66.49	-59.58	4.85	12.60	H
	5613.27	-45.50	-13	-32.50	-63.78	-53.02	5.58	13.10	H
	7484.36	-47.30	-13	-34.30	-68.88	-52.04	6.56	11.30	H
	3742.18	-51.78	-13	-38.78	-66.87	-59.53	4.85	12.6	V
	5613.27	-46.16	-13	-33.16	-65.03	-53.68	5.58	13.1	V
	7484.36	-47.21	-13	-34.21	-68.91	-51.95	6.56	11.3	V
Highest	3782.18	-52.31	-13	-39.31	-66.97	-60.06	4.85	12.60	H
	5673.27	-48.40	-13	-35.40	-66.68	-55.92	5.58	13.10	H
	7564.36	-47.04	-13	-34.04	-68.62	-51.78	6.56	11.30	H
	3782.18	-52.17	-13	-39.17	-67.26	-59.92	4.85	12.6	V
	5673.27	-48.47	-13	-35.47	-67.34	-55.99	5.58	13.1	V
	7564.36	-47.60	-13	-34.60	-69.3	-52.34	6.56	11.3	V

Remark: Spurious emissions within 30-1000MHz were found more than 20dB below limit line.

LTE Band 4

LTE Band 4 / 1.4MHz / QPSK									
Channel	Frequency (MHz)	EIRP (dBm)	Limit (dBm)	Over Limit (dB)	SPA Reading (dBm)	S.G. Power (dBm)	TX Cable loss (dB)	TX Antenna Gain (dBi)	Polarization (H/V)
Lowest	3420.32	-38.16	-13	-25.16	-53.31	-44.58	6.18	12.60	H
	5130.48	-30.13	-13	-17.13	-50.37	-35.09	7.74	12.70	H
	6840.64	-31.66	-13	-18.66	-53.75	-34.36	9	11.70	H
	8550.8	-35.32	-13	-22.32	-58.74	-37.24	9.98	11.90	H
	3420.32	-35.96	-13	-22.96	-50.52	-42.38	6.18	12.60	V
	5130.48	-31.71	-13	-18.71	-49.8	-36.67	7.74	12.70	V
	6840.64	-42.85	-13	-29.85	-59.56	-45.55	9	11.70	V
	8550.8	-40.49	-13	-27.49	-60.55	-42.41	9.98	11.90	V
Middle	3463.74	-37.37	-13	-24.37	-52.69	-43.79	6.18	12.60	H
	5195.61	-32.42	-13	-19.42	-52.16	-37.38	7.74	12.70	H
	6927.48	-35.55	-13	-22.55	-56.08	-38.25	9	11.70	H
	8659.8	-40.89	-13	-27.89	-63.49	-42.81	9.98	11.90	H
	3463.74	-32.78	-13	-19.78	-47.73	-39.20	6.18	12.60	V
	5195.61	-32.81	-13	-19.81	-50.64	-37.77	7.74	12.70	V
	6927.48	-44.16	-13	-31.16	-60.87	-46.86	9	11.70	V
	8659.8	-42.54	-13	-29.54	-62.6	-44.46	9.98	11.90	V
Highest	3507.52	-39.44	-13	-26.44	-54.21	-45.86	6.18	12.60	H
	5261.28	-27.80	-13	-14.80	-48.30	-32.76	7.74	12.70	H
	7015.04	-38.15	-13	-25.15	-57.67	-40.85	9	11.70	H
	8768.8	-41.93	-13	-28.93	-64.53	-43.85	9.98	11.90	H
	3507.52	-35.55	-13	-22.55	-50.16	-41.97	6.18	12.60	V
	5261.28	-29.92	-13	-16.92	-48.22	-34.88	7.74	12.70	V
	7015.04	-43.01	-13	-30.01	-59.72	-45.71	9	11.70	V
	8768.8	-42.20	-13	-29.20	-62.26	-44.12	9.98	11.90	V

Remark: Spurious emissions within 30-1000MHz were found more than 20dB below limit line.

LTE Band 4 / 3MHz / QPSK									
Channel	Frequency (MHz)	EIRP (dBm)	Limit (dBm)	Over Limit (dB)	SPA Reading (dBm)	S.G. Power (dBm)	TX Cable loss (dB)	TX Antenna Gain (dBi)	Polarization (H/V)
Lowest	3420.48	-38.50	-13	-25.50	-53.50	-44.92	6.18	12.60	H
	5130.72	-28.75	-13	-15.75	-49.15	-33.71	7.74	12.70	H
	6840.96	-32.84	-13	-19.84	-54.74	-35.54	9	11.70	H
	8551.2	-38.08	-13	-25.08	-60.68	-40.00	9.98	11.90	H
	3420.48	-35.63	-13	-22.63	-50.23	-42.05	6.18	12.60	V
	5130.72	-30.83	-13	-17.83	-48.86	-35.79	7.74	12.70	V
	6840.96	-42.54	-13	-29.54	-59.25	-45.24	9	11.70	V
	8551.2	-40.67	-13	-27.67	-60.73	-42.59	9.98	11.90	V
Middle	3462.48	-36.61	-13	-23.61	-52.09	-43.03	6.18	12.60	H
	5193.72	-33.25	-13	-20.25	-52.86	-38.21	7.74	12.70	H
	6924.96	-35.85	-13	-22.85	-56.32	-38.55	9	11.70	H
	8656.2	-40.63	-13	-27.63	-63.23	-42.55	9.98	11.90	H
	3462.48	-39.65	-13	-26.65	-53.36	-46.07	6.18	12.60	V
	5193.72	-35.80	-13	-22.80	-53.12	-40.76	7.74	12.70	V
	6924.96	-42.98	-13	-29.98	-59.69	-45.68	9	11.70	V
	8656.2	-42.58	-13	-29.58	-62.64	-44.50	9.98	11.90	V
Highest	3504.48	-39.06	-13	-26.06	-53.84	-45.48	6.18	12.60	H
	5256.72	-28.71	-13	-15.71	-49.12	-33.67	7.74	12.70	H
	7008.96	-39.35	-13	-26.35	-58.35	-42.05	9	11.70	H
	8761.2	-42.95	-13	-29.95	-65.55	-44.87	9.98	11.90	H
	3504.48	-34.94	-13	-21.94	-49.63	-41.36	6.18	12.60	V
	5256.72	-29.61	-13	-16.61	-47.92	-34.57	7.74	12.70	V
	7008.96	-41.73	-13	-28.73	-58.44	-44.43	9	11.70	V
	8761.2	-43.68	-13	-30.68	-63.74	-45.60	9.98	11.90	V

Remark: Spurious emissions within 30-1000MHz were found more than 20dB below limit line.

LTE Band 4 / 5MHz / QPSK									
Channel	Frequency (MHz)	EIRP (dBm)	Limit (dBm)	Over Limit (dB)	SPA Reading (dBm)	S.G. Power (dBm)	TX Cable loss (dB)	TX Antenna Gain (dBi)	Polarization (H/V)
Lowest	3420.68	-38.78	-13	-25.78	-53.66	-45.20	6.18	12.60	H
	5131.02	-30.05	-13	-17.05	-50.30	-35.01	7.74	12.70	H
	6841.36	-33.60	-13	-20.60	-55.17	-36.30	9	11.70	H
	8551.7	-36.60	-13	-23.60	-59.42	-38.52	9.98	11.90	H
	3420.68	-35.20	-13	-22.20	-49.86	-41.62	6.18	12.60	V
	5131.02	-31.93	-13	-18.93	-50.05	-36.89	7.74	12.70	V
	6841.36	-42.60	-13	-29.60	-59.31	-45.30	9	11.70	V
	8551.7	-40.20	-13	-27.20	-60.26	-42.12	9.98	11.90	V
Middle	3460.68	-35.95	-13	-22.95	-51.61	-42.37	6.18	12.60	H
	5191.02	-33.15	-13	-20.15	-52.79	-38.11	7.74	12.70	H
	6921.36	-36.68	-13	-23.68	-56.78	-39.38	9	11.70	H
	8651.7	-40.82	-13	-27.82	-63.42	-42.74	9.98	11.90	H
	3460.68	-31.63	-13	-18.63	-46.63	-38.05	6.18	12.60	V
	5191.02	-35.86	-13	-22.86	-53.17	-40.82	7.74	12.70	V
	6921.36	-42.47	-13	-29.47	-59.18	-45.17	9	11.70	V
	8651.7	-42.06	-13	-29.06	-62.12	-43.98	9.98	11.90	V
Highest	3500.68	-37.95	-13	-24.95	-53.18	-44.37	6.18	12.60	H
	5251.02	-28.78	-13	-15.78	-49.18	-33.74	7.74	12.70	H
	7001.36	-36.23	-13	-23.23	-56.55	-38.93	9	11.70	H
	8751.7	-41.74	-13	-28.74	-64.34	-43.66	9.98	11.90	H
	3500.68	-34.81	-13	-21.81	-49.52	-41.23	6.18	12.60	V
	5251.02	-30.80	-13	-17.80	-48.84	-35.76	7.74	12.70	V
	7001.36	-42.85	-13	-29.85	-59.56	-45.55	9	11.70	V
	8751.7	-43.37	-13	-30.37	-63.43	-45.29	9.98	11.90	V

Remark: Spurious emissions within 30-1000MHz were found more than 20dB below limit line.

LTE Band 4 / 10MHz / QPSK									
Channel	Frequency (MHz)	EIRP (dBm)	Limit (dBm)	Over Limit (dB)	SPA Reading (dBm)	S.G. Power (dBm)	TX Cable loss (dB)	TX Antenna Gain (dBi)	Polarization (H/V)
Lowest	3421.18	-37.73	-13	-24.73	-52.99	-44.15	6.18	12.60	H
	5131.77	-28.98	-13	-15.98	-49.36	-33.94	7.74	12.70	H
	6842.36	-32.46	-13	-19.46	-54.38	-35.16	9	11.70	H
	8552.95	-37.98	-13	-24.98	-60.58	-39.90	9.98	11.90	H
	3421.18	-34.45	-13	-21.45	-49.21	-40.87	6.18	12.60	V
	5131.77	-30.76	-13	-17.76	-48.81	-35.72	7.74	12.70	V
	6842.36	-41.60	-13	-28.60	-58.31	-44.30	9	11.70	V
	8552.95	-39.52	-13	-26.52	-59.78	-41.44	9.98	11.90	V
Middle	3456.18	-35.25	-13	-22.25	-51.01	-41.67	6.18	12.60	H
	5184.27	-30.00	-13	-17.00	-50.25	-34.96	7.74	12.70	H
	6912.36	-36.25	-13	-23.25	-56.56	-38.95	9	11.70	H
	8640.45	-40.81	-13	-27.81	-63.41	-42.73	9.98	11.90	H
	3456.18	-32.03	-13	-19.03	-46.95	-38.45	6.18	12.60	V
	5184.27	-32.71	-13	-19.71	-50.58	-37.67	7.74	12.70	V
	6912.36	-43.05	-13	-30.05	-59.76	-45.75	9	11.70	V
	8640.45	-42.82	-13	-29.82	-62.88	-44.74	9.98	11.90	V
Highest	3491.18	-37.62	-13	-24.62	-52.90	-44.04	6.18	12.60	H
	5236.77	-34.27	-13	-21.27	-53.57	-39.23	7.74	12.70	H
	6982.36	-32.87	-13	-19.87	-54.77	-35.57	9	11.70	H
	8727.95	-41.06	-13	-28.06	-63.66	-42.98	9.98	11.90	H
	3491.18	-34.12	-13	-21.12	-48.93	-40.54	6.18	12.60	V
	5236.77	-37.83	-13	-24.83	-54.63	-42.79	7.74	12.70	V
	6982.36	-40.04	-13	-27.04	-57.12	-42.74	9	11.70	V
	8727.95	-41.82	-13	-28.82	-61.88	-43.74	9.98	11.90	V

Remark: Spurious emissions within 30-1000MHz were found more than 20dB below limit line.

LTE Band 4 / 15MHz / QPSK									
Channel	Frequency (MHz)	EIRP (dBm)	Limit (dBm)	Over Limit (dB)	SPA Reading (dBm)	S.G. Power (dBm)	TX Cable loss (dB)	TX Antenna Gain (dBi)	Polarization (H/V)
Lowest	3421.68	-37.53	-13	-24.53	-52.82	-43.95	6.18	12.60	H
	5132.52	-28.36	-13	-15.36	-48.81	-33.32	7.74	12.70	H
	6843.36	-31.75	-13	-18.75	-53.80	-34.45	9	11.70	H
	8554.2	-37.51	-13	-24.51	-60.11	-39.43	9.98	11.90	H
	3421.68	-35.42	-13	-22.42	-50.05	-41.84	6.18	12.60	V
	5132.52	-29.92	-13	-16.92	-48.22	-34.88	7.74	12.70	V
	6843.36	-42.68	-13	-29.68	-59.39	-45.38	9	11.70	V
	8554.2	-39.74	-13	-26.74	-59.91	-41.66	9.98	11.90	V
Middle	3451.68	-36.51	-13	-23.51	-52.02	-42.93	6.18	12.60	H
	5177.52	-29.43	-13	-16.43	-49.75	-34.39	7.74	12.70	H
	6903.36	-40.32	-13	-27.32	-59.13	-43.02	9	11.70	H
	8629.2	-41.44	-13	-28.44	-64.04	-43.36	9.98	11.90	H
	3451.68	-33.78	-13	-20.78	-48.63	-40.20	6.18	12.60	V
	5177.52	-31.31	-13	-18.31	-49.33	-36.27	7.74	12.70	V
	6903.36	-45.44	-13	-32.44	-62.15	-48.14	9	11.70	V
	8629.2	-44.59	-13	-31.59	-64.65	-46.51	9.98	11.90	V
Highest	3481.68	-37.13	-13	-24.13	-52.48	-43.55	6.18	12.60	H
	5222.52	-33.87	-13	-20.87	-53.27	-38.83	7.74	12.70	H
	6963.36	-33.73	-13	-20.73	-55.23	-36.43	9	11.70	H
	8703.4	-39.88	-13	-26.88	-62.48	-41.80	9.98	11.90	H
	3481.68	-33.80	-13	-20.80	-48.65	-40.22	6.18	12.60	V
	5222.52	-35.02	-13	-22.02	-52.48	-39.98	7.74	12.70	V
	6963.36	-41.96	-13	-28.96	-58.67	-44.66	9	11.70	V
	8703.4	-41.50	-13	-28.50	-61.56	-43.42	9.98	11.90	V

Remark: Spurious emissions within 30-1000MHz were found more than 20dB below limit line.

LTE Band 4 / 20MHz / QPSK									
Channel	Frequency (MHz)	EIRP (dBm)	Limit (dBm)	Over Limit (dB)	SPA Reading (dBm)	S.G. Power (dBm)	TX Cable loss (dB)	TX Antenna Gain (dBi)	Polarization (H/V)
Lowest	3422.18	-37.94	-13	-24.94	-53.17	-44.36	6.18	12.60	H
	5133.27	-29.51	-13	-16.51	-49.82	-34.47	7.74	12.70	H
	6844.36	-34.10	-13	-21.10	-55.38	-36.80	9	11.70	H
	8555.45	-38.53	-13	-25.53	-61.13	-40.45	9.98	11.90	H
	3422.18	-35.34	-13	-22.34	-49.98	-41.76	6.18	12.60	V
	5133.27	-30.32	-13	-17.32	-48.51	-35.28	7.74	12.70	V
	6844.36	-43.50	-13	-30.50	-60.21	-46.20	9	11.70	V
	8555.45	-40.64	-13	-27.64	-60.7	-42.56	9.98	11.90	V
Middle	3447.18	-37.57	-13	-24.57	-52.86	-43.99	6.18	12.60	H
	5170.77	-28.23	-13	-15.23	-48.70	-33.19	7.74	12.70	H
	6894.36	-39.33	-13	-26.33	-58.34	-42.03	9	11.70	H
	8617.95	-41.76	-13	-28.76	-64.36	-43.68	9.98	11.90	H
	3447.18	-33.65	-13	-20.65	-48.52	-40.07	6.18	12.60	V
	5170.77	-30.32	-13	-17.32	-48.51	-35.28	7.74	12.70	V
	6894.36	-45.05	-13	-32.05	-61.76	-47.75	9	11.70	V
	8617.95	-43.76	-13	-30.76	-63.82	-45.68	9.98	11.90	V
Highest	3472.18	-36.30	-13	-23.30	-51.87	-42.72	6.18	12.60	H
	5208.27	-33.98	-13	-20.98	-53.34	-38.94	7.74	12.70	H
	6944.36	-33.45	-13	-20.45	-55.10	-36.15	9	11.70	H
	8680.45	-39.52	-13	-26.52	-62.12	-41.44	9.98	11.90	H
	3472.18	-32.55	-13	-19.55	-47.49	-38.97	6.18	12.60	V
	5208.27	-35.08	-13	-22.08	-52.46	-40.04	7.74	12.70	V
	6944.36	-42.90	-13	-29.90	-59.61	-45.60	9	11.70	V
	8680.45	-40.31	-13	-27.31	-60.37	-42.23	9.98	11.90	V

Remark: Spurious emissions within 30-1000MHz were found more than 20dB below limit line.

LTE Band 5

LTE Band 5 / 1.4MHz / QPSK									
Channel	Frequency (MHz)	ERP (dBm)	Limit (dBm)	Over Limit (dB)	SPA Reading (dBm)	S.G. Power (dBm)	TX Cable loss (dB)	TX Antenna Gain (dBi)	Polarization (H/V)
Lowest	1649.92	-50.74	-13	-37.74	-54.55	-57.43	0.56	9.40	H
	2474.88	-42.56	-13	-29.56	-51.29	-50.27	0.74	10.60	H
	3299.84	-57.84	-13	-44.84	-66.65	-67.44	0.85	12.60	H
	1649.92	-47.78	-13	-34.78	-51.79	-54.47	0.56	9.40	V
	2474.88	-43.09	-13	-30.09	-51.23	-50.80	0.74	10.60	V
	3299.84	-57.37	-13	-44.37	-65.51	-66.97	0.85	12.60	V
Middle	1671.92	-51.84	-13	-38.84	-55.27	-58.53	0.56	9.40	H
	2507.88	-45.40	-13	-32.40	-53.55	-53.11	0.74	10.60	H
	3343.84	-57.91	-13	-44.91	-66.72	-67.51	0.85	12.60	H
	1671.92	-49.58	-13	-36.58	-53.18	-56.27	0.56	9.40	V
	2507.88	-47.54	-13	-34.54	-54.61	-55.25	0.74	10.60	V
	3343.84	-58.31	-13	-45.31	-66.45	-67.91	0.85	12.60	V
Highest	1695.52	-48.39	-13	-35.39	-53.04	-55.08	0.56	9.40	H
	2543.28	-50.67	-13	-37.67	-56.88	-58.38	0.74	10.60	H
	3391.04	-58.09	-13	-45.09	-66.90	-67.69	0.85	12.60	H
	1695.52	-47.81	-13	-34.81	-51.81	-54.50	0.56	9.40	V
	2543.28	-52.95	-13	-39.95	-58.55	-60.66	0.74	10.60	V
	3391.04	-58.18	-13	-45.18	-66.32	-67.78	0.85	12.60	V

Remark: Spurious emissions within 30-1000MHz were found more than 20dB below limit line.

LTE Band 5 / 3MHz / QPSK									
Channel	Frequency (MHz)	ERP (dBm)	Limit (dBm)	Over Limit (dB)	SPA Reading (dBm)	S.G. Power (dBm)	TX Cable loss (dB)	TX Antenna Gain (dBi)	Polarization (H/V)
Lowest	1648.48	-51.29	-13	-38.29	-54.96	-57.98	0.56	9.40	H
	2472.72	-42.31	-13	-29.31	-51.13	-50.02	0.74	10.60	H
	3296.96	-58.21	-13	-45.21	-67.02	-67.81	0.85	12.60	H
	1648.48	-50.95	-13	-37.95	-54.29	-57.64	0.56	9.40	V
	2472.72	-43.77	-13	-30.77	-51.84	-51.48	0.74	10.60	V
	3296.96	-57.54	-13	-44.54	-65.68	-67.14	0.85	12.60	V
Middle	1670.48	-53.57	-13	-40.57	-56.42	-60.26	0.56	9.40	H
	2505.72	-41.43	-13	-28.43	-50.38	-49.14	0.74	10.60	H
	3340.96	-56.42	-13	-43.42	-65.23	-66.02	0.85	12.60	H
	1670.48	-49.57	-13	-36.57	-53.17	-56.26	0.56	9.40	V
	2505.72	-41.73	-13	-28.73	-50.16	-49.44	0.74	10.60	V
	3340.96	-58.31	-13	-45.31	-66.45	-67.91	0.85	12.60	V
Highest	1692.48	-53.02	-13	-40.02	-55.88	-59.71	0.56	9.40	H
	2538.72	-50.13	-13	-37.13	-56.34	-57.84	0.74	10.60	H
	3384.96	-57.56	-13	-44.56	-66.37	-67.16	0.85	12.60	H
	1692.48	-51.69	-13	-38.69	-54.76	-58.38	0.56	9.40	V
	2538.72	-52.08	-13	-39.08	-57.96	-59.79	0.74	10.60	V
	3384.96	-58.19	-13	-45.19	-66.33	-67.79	0.85	12.60	V

Remark: Spurious emissions within 30-1000MHz were found more than 20dB below limit line.

LTE Band 5 / 5MHz / QPSK									
Channel	Frequency (MHz)	ERP (dBm)	Limit (dBm)	Over Limit (dB)	SPA Reading (dBm)	S.G. Power (dBm)	TX Cable loss (dB)	TX Antenna Gain (dBi)	Polarization (H/V)
Lowest	1648.68	-51.94	-13	-38.94	-55.33	-58.63	0.56	9.40	H
	2473.02	-40.23	-13	-27.23	-49.43	-47.94	0.74	10.60	H
	3297.36	-57.10	-13	-44.10	-65.91	-66.70	0.85	12.60	H
	1648.68	-48.37	-13	-35.37	-52.20	-55.06	0.56	9.40	V
	2473.02	-42.11	-13	-29.11	-50.48	-49.82	0.74	10.60	V
	3297.36	-57.50	-13	-44.50	-65.64	-67.10	0.85	12.60	V
Middle	1668.68	-52.80	-13	-39.80	-55.76	-59.49	0.56	9.40	H
	2503.02	-37.67	-13	-24.67	-47.20	-45.38	0.74	10.60	H
	3337.36	-57.44	-13	-44.44	-66.25	-67.04	0.85	12.60	H
	1668.68	-48.70	-13	-35.70	-52.40	-55.39	0.56	9.40	V
	2503.02	-39.42	-13	-26.42	-48.13	-47.13	0.74	10.60	V
	3337.36	-58.03	-13	-45.03	-66.17	-67.63	0.85	12.60	V
Highest	1688.68	-44.09	-13	-31.09	-49.66	-50.78	0.56	9.40	H
	2533.02	-37.85	-13	-24.85	-47.37	-45.56	0.74	10.60	H
	3377.36	-56.70	-13	-43.70	-65.51	-66.30	0.85	12.60	H
	1688.68	-43.52	-13	-30.52	-48.50	-50.21	0.56	9.40	V
	2533.02	-42.82	-13	-29.82	-51.02	-50.53	0.74	10.60	V
	3377.36	-57.49	-13	-44.49	-65.63	-67.09	0.85	12.60	V

Remark: Spurious emissions within 30-1000MHz were found more than 20dB below limit line.

LTE Band 5 / 10MHz / QPSK									
Channel	Frequency (MHz)	ERP (dBm)	Limit (dBm)	Over Limit (dB)	SPA Reading (dBm)	S.G. Power (dBm)	TX Cable loss (dB)	TX Antenna Gain (dBi)	Polarization (H/V)
Lowest	1649.18	-50.10	-13	-37.10	-53.94	-56.79	0.56	9.40	H
	2473.77	-34.63	-13	-21.63	-44.60	-42.34	0.74	10.60	H
	3298.36	-57.40	-13	-44.40	-66.21	-67.00	0.85	12.60	H
	1649.18	-44.94	-13	-31.94	-49.68	-51.63	0.56	9.40	V
	2473.77	-38.87	-13	-25.87	-47.62	-46.58	0.74	10.60	V
	3298.36	-57.73	-13	-44.73	-65.87	-67.33	0.85	12.60	V
Middle	1664.18	-54.02	-13	-41.02	-56.85	-60.71	0.56	9.40	H
	2496.27	-38.04	-13	-25.04	-47.54	-45.75	0.74	10.60	H
	3328.36	-57.68	-13	-44.68	-66.49	-67.28	0.85	12.60	H
	1664.18	-50.80	-13	-37.80	-54.18	-57.49	0.56	9.40	V
	2496.27	-40.27	-13	-27.27	-48.94	-47.98	0.74	10.60	V
	3328.36	-58.51	-13	-45.51	-66.65	-68.11	0.85	12.60	V
Highest	1679.18	-51.94	-13	-38.94	-55.33	-58.63	0.56	9.40	H
	2518.77	-36.01	-13	-23.01	-45.87	-43.72	0.74	10.60	H
	3358.36	-57.46	-13	-44.46	-66.27	-67.06	0.85	12.60	H
	1679.18	-42.93	-13	-29.93	-47.95	-49.62	0.56	9.40	V
	2518.77	-37.74	-13	-24.74	-46.82	-45.45	0.74	10.60	V
	3358.36	-58.23	-13	-45.23	-66.37	-67.83	0.85	12.60	V

Remark: Spurious emissions within 30-1000MHz were found more than 20dB below limit line.

LTE Band 7

LTE Band 7 / 5MHz / QPSK									
Channel	Frequency (MHz)	EIRP (dBm)	Limit (dBm)	Over Limit (dB)	SPA Reading (dBm)	S.G. Power (dBm)	TX Cable loss (dB)	TX Antenna Gain (dBi)	Polarization (H/V)
Middle	5065.68	-32.64	-25	-7.64	-51.49	-44.40	0.94	12.70	H
	7598.52	-38.29	-25	-13.29	-59.66	-48.30	1.69	11.70	H
	10131.36	-51.50	-25	-26.50	-75.86	-62.16	1.44	12.10	H
	12664.20	-44.08	-25	-19.08	-72.14	-55.71	1.97	13.60	H
	5065.68	-41.96	-25	-16.96	-58.01	-53.72	0.94	12.70	V
	7598.52	-43.27	-25	-18.27	-64.26	-53.28	1.69	11.70	V
	10131.36	-55.98	-25	-30.98	-78.88	-66.64	1.44	12.10	V
	12664.20	-46.73	-25	-21.73	-73.96	-58.36	1.97	13.60	V

Remark: Spurious emissions within 30-1000MHz were found more than 20dB below limit line.

LTE Band 7 / 10MHz / QPSK									
Channel	Frequency (MHz)	EIRP (dBm)	Limit (dBm)	Over Limit (dB)	SPA Reading (dBm)	S.G. Power (dBm)	TX Cable loss (dB)	TX Antenna Gain (dBi)	Polarization (H/V)
Middle	5061.18	-33.71	-25	-8.71	-52.25	-45.47	0.94	12.70	H
	7591.77	-38.21	-25	-13.21	-59.58	-48.22	1.69	11.70	H
	10122.36	-46.91	-25	-21.91	-71.27	-57.57	1.44	12.10	H
	12652.95	-44.59	-25	-19.59	-72.65	-56.22	1.97	13.60	H
	5061.18	-43.38	-25	-18.38	-59.13	-55.14	0.94	12.70	V
	7591.77	-43.32	-25	-18.32	-64.31	-53.33	1.69	11.70	V
	10122.36	-53.09	-25	-28.09	-75.99	-63.75	1.44	12.10	V
	12652.95	-46.36	-25	-21.36	-73.59	-57.99	1.97	13.60	V

Remark: Spurious emissions within 30-1000MHz were found more than 20dB below limit line.

LTE Band 7 / 15MHz / QPSK									
Channel	Frequency (MHz)	EIRP (dBm)	Limit (dBm)	Over Limit (dB)	SPA Reading (dBm)	S.G. Power (dBm)	TX Cable loss (dB)	TX Antenna Gain (dBi)	Polarization (H/V)
Middle	5056.68	-35.61	-25	-10.61	-53.81	-47.37	0.94	12.70	H
	7585.02	-37.36	-25	-12.36	-58.73	-47.37	1.69	11.70	H
	10113.36	-54.68	-25	-29.68	-79.04	-65.34	1.44	12.10	H
	12641.70	-44.98	-25	-19.98	-73.04	-56.61	1.97	13.60	H
	5056.68	-44.28	-25	-19.28	-60.03	-56.04	0.94	12.70	V
	7585.02	-42.98	-25	-17.98	-63.97	-52.99	1.69	11.70	V
	10113.36	-56.02	-25	-31.02	-78.92	-66.68	1.44	12.10	V
	12641.70	-46.70	-25	-21.70	-73.93	-58.33	1.97	13.60	V

Remark: Spurious emissions within 30-1000MHz were found more than 20dB below limit line.

LTE Band 7 / 20MHz / QPSK									
Channel	Frequency (MHz)	EIRP (dBm)	Limit (dBm)	Over Limit (dB)	SPA Reading (dBm)	S.G. Power (dBm)	TX Cable loss (dB)	TX Antenna Gain (dBi)	Polarization (H/V)
Middle	5052.18	-36.76	-25	-11.76	-54.47	-48.52	0.94	12.70	H
	7578.27	-40.18	-25	-15.18	-61.55	-50.19	1.69	11.70	H
	10104.36	-47.27	-25	-22.27	-71.63	-57.93	1.44	12.10	H
	12630.45	-45.66	-25	-20.66	-73.72	-57.29	1.97	13.60	H
	5052.18	-45.37	-25	-20.37	-61.12	-57.13	0.94	12.70	V
	7578.27	-42.35	-25	-17.35	-63.34	-52.36	1.69	11.70	V
	10104.36	-51.49	-25	-26.49	-74.39	-62.15	1.44	12.10	V
	12630.45	-49.03	-25	-24.03	-76.26	-60.66	1.97	13.60	V

Remark: Spurious emissions within 30-1000MHz were found more than 20dB below limit line.

LTE Band 12

LTE Band 12 / 1.4MHz / QPSK									
Channel	Frequency (MHz)	ERP (dBm)	Limit (dBm)	Over Limit (dB)	SPA Reading (dBm)	S.G. Power (dBm)	TX Cable loss (dB)	TX Antenna Gain (dBi)	Polarization (H/V)
Lowest	1398.14	-60.10	-13	-47.10	-64.77	-64.51	2.84	9.40	H
	2097.21	-59.93	-13	-46.93	-67.34	-64.68	3.7	10.60	H
	2796.28	-57.55	-13	-44.55	-68.44	-63.63	4.37	12.60	H
	1398.14	-62.42	-13	-49.42	-65.87	-66.83	2.84	9.40	V
	2097.21	-59.18	-13	-46.18	-66.07	-63.93	3.70	10.60	V
	2796.28	-58.64	-13	-45.64	-68.86	-64.72	4.37	12.60	V
Middle	1413.74	-61.29	-13	-48.29	-65.96	-65.70	2.84	9.40	H
	2120.61	-49.83	-13	-36.83	-58.36	-54.58	3.7	10.60	H
	2827.48	-57.54	-13	-44.54	-68.43	-63.62	4.37	12.60	H
	1413.74	-62.37	-13	-49.37	-65.82	-66.78	2.84	9.40	V
	2120.61	-52.40	-13	-39.40	-59.81	-57.15	3.70	10.60	V
	2827.48	-57.57	-13	-44.57	-67.79	-63.65	4.37	12.60	V
Highest	1429.34	-61.19	-13	-48.19	-65.86	-65.60	2.84	9.40	H
	2144.01	-48.51	-13	-35.51	-57.41	-53.26	3.7	10.60	H
	2858.68	-57.39	-13	-44.39	-68.28	-63.47	4.37	12.60	H
	1429.34	-62.08	-13	-49.08	-65.53	-66.49	2.84	9.40	V
	2144.01	-49.64	-13	-36.64	-57.98	-54.39	3.70	10.60	V
	2858.68	-57.80	-13	-44.80	-68.02	-63.88	4.37	12.60	V

Remark: Spurious emissions within 30-1000MHz were found more than 20dB below limit line.

LTE Band 12 / 3MHz / QPSK									
Channel	Frequency (MHz)	ERP (dBm)	Limit (dBm)	Over Limit (dB)	SPA Reading (dBm)	S.G. Power (dBm)	TX Cable loss (dB)	TX Antenna Gain (dBi)	Polarization (H/V)
Lowest	1398.3	-60.63	-13	-47.63	-65.30	-65.04	2.84	9.40	H
	2097.45	-60.41	-13	-47.41	-67.82	-65.16	3.7	10.60	H
	2796.6	-57.23	-13	-44.23	-68.12	-63.31	4.37	12.60	H
	1398.3	-62.03	-13	-49.03	-65.48	-66.44	2.84	9.40	V
	2097.45	-60.97	-13	-47.97	-67.86	-65.72	3.70	10.60	V
	2796.6	-57.69	-13	-44.69	-67.91	-63.77	4.37	12.60	V
Middle	1412.3	-60.80	-13	-47.80	-65.47	-65.21	2.84	9.40	H
	2118.45	-52.72	-13	-39.72	-60.13	-57.47	3.7	10.60	H
	2824.6	-57.24	-13	-44.24	-68.13	-63.32	4.37	12.60	H
	1412.3	-61.56	-13	-48.56	-65.01	-65.97	2.84	9.40	V
	2118.45	-53.41	-13	-40.41	-60.30	-58.16	3.70	10.60	V
	2824.6	-57.64	-13	-44.64	-67.86	-63.72	4.37	12.60	V
Highest	1427	-61.32	-13	-48.32	-65.99	-65.73	2.84	9.40	H
	2140.5	-54.35	-13	-41.35	-61.76	-59.10	3.7	10.60	H
	2854	-56.86	-13	-43.86	-67.75	-62.94	4.37	12.60	H
	1427	-62.86	-13	-49.86	-66.31	-67.27	2.84	9.40	V
	2140.5	-55.62	-13	-42.62	-62.51	-60.37	3.70	10.60	V
	2854	-57.85	-13	-44.85	-68.07	-63.93	4.37	12.60	V

Remark: Spurious emissions within 30-1000MHz were found more than 20dB below limit line.

LTE Band 12 / 5MHz / QPSK									
Channel	Frequency (MHz)	ERP (dBm)	Limit (dBm)	Over Limit (dB)	SPA Reading (dBm)	S.G. Power (dBm)	TX Cable loss (dB)	TX Antenna Gain (dBi)	Polarization (H/V)
Lowest	1398.5	-60.44	-13	-47.44	-65.11	-64.85	2.84	9.40	H
	2097.75	-60.18	-13	-47.18	-67.59	-64.93	3.7	10.60	H
	2797	-56.47	-13	-43.47	-67.36	-62.55	4.37	12.60	H
	1398.5	-60.92	-13	-47.92	-64.37	-65.33	2.84	9.40	V
	2097.75	-60.78	-13	-47.78	-67.67	-65.53	3.70	10.60	V
	2797	-57.56	-13	-44.56	-67.78	-63.64	4.37	12.60	V
Middle	1410.5	-61.02	-13	-48.02	-65.69	-65.43	2.84	9.40	H
	2115.75	-53.18	-13	-40.18	-60.59	-57.93	3.7	10.60	H
	2821	-57.08	-13	-44.08	-67.97	-63.16	4.37	12.60	H
	1410.5	-62.31	-13	-49.31	-65.76	-66.72	2.84	9.40	V
	2115.75	-54.56	-13	-41.56	-61.45	-59.31	3.70	10.60	V
	2821	-58.11	-13	-45.11	-68.33	-64.19	4.37	12.60	V
Highest	1422.5	-60.87	-13	-47.87	-65.54	-65.28	2.84	9.40	H
	2133.75	-54.20	-13	-41.20	-61.61	-58.95	3.7	10.60	H
	2845	-55.21	-13	-42.21	-66.10	-61.29	4.37	12.60	H
	1422.5	-62.20	-13	-49.20	-65.65	-66.61	2.84	9.40	V
	2133.75	-55.43	-13	-42.43	-62.32	-60.18	3.70	10.60	V
	2845	-56.53	-13	-43.53	-66.75	-62.61	4.37	12.60	V

Remark: Spurious emissions within 30-1000MHz were found more than 20dB below limit line.

LTE Band 12 / 10MHz / QPSK									
Channel	Frequency (MHz)	ERP (dBm)	Limit (dBm)	Over Limit (dB)	SPA Reading (dBm)	S.G. Power (dBm)	TX Cable loss (dB)	TX Antenna Gain (dBi)	Polarization (H/V)
Lowest	1399	-61.00	-13	-48.00	-65.67	-65.41	2.84	9.40	H
	2098.5	-58.76	-13	-45.76	-66.17	-63.51	3.7	10.60	H
	2798	-57.10	-13	-44.10	-67.99	-63.18	4.37	12.60	H
	1399	-61.59	-13	-48.59	-65.04	-66.00	2.84	9.40	V
	2098.5	-60.02	-13	-47.02	-66.91	-64.77	3.70	10.60	V
	2798	-57.74	-13	-44.74	-67.96	-63.82	4.37	12.60	V
Middle	1406	-60.86	-13	-47.86	-65.53	-65.27	2.84	9.40	H
	2109	-59.89	-13	-46.89	-67.30	-64.64	3.7	10.60	H
	2812	-57.53	-13	-44.53	-68.42	-63.61	4.37	12.60	H
	1406	-61.71	-13	-48.71	-65.16	-66.12	2.84	9.40	V
	2109	-60.23	-13	-47.23	-67.12	-64.98	3.70	10.60	V
	2812	-57.69	-13	-44.69	-67.91	-63.77	4.37	12.60	V
Highest	1413	-60.62	-13	-47.62	-65.29	-65.03	2.84	9.40	H
	2119.5	-50.19	-13	-37.19	-58.57	-54.94	3.7	10.60	H
	2826	-57.01	-13	-44.01	-67.90	-63.09	4.37	12.60	H
	1413	-61.49	-13	-48.49	-64.94	-65.90	2.84	9.40	V
	2119.5	-54.03	-13	-41.03	-60.92	-58.78	3.70	10.60	V
	2826	-58.26	-13	-45.26	-68.48	-64.34	4.37	12.60	V

Remark: Spurious emissions within 30-1000MHz were found more than 20dB below limit line.

LTE Band 17

LTE Band 17 / 5MHz / QPSK									
Channel	Frequency (MHz)	ERP (dBm)	Limit (dBm)	Over Limit (dB)	SPA Reading (dBm)	S.G. Power (dBm)	TX Cable loss (dB)	TX Antenna Gain (dBi)	Polarization (H/V)
Lowest	1408.68	-47.10	-13	-34.10	-51.94	-53.79	0.56	9.40	H
	2113.02	-55.34	-13	-42.34	-61.08	-63.05	0.74	10.60	H
	2817.36	-56.87	-13	-43.87	-65.68	-66.47	0.85	12.60	H
	1408.68	-58.56	-13	-45.56	-60.22	-65.25	0.56	9.40	V
	2113.02	-59.70	-13	-46.70	-65.28	-67.41	0.74	10.60	V
	2817.36	-57.33	-13	-44.33	-65.47	-66.93	0.85	12.60	V
Middle	1415.68	-48.02	-13	-35.02	-52.78	-54.71	0.56	9.40	H
	2123.58	-56.89	-13	-43.89	-62.63	-64.60	0.74	10.60	H
	2831.36	-55.63	-13	-42.63	-64.44	-65.23	0.85	12.60	H
	1415.68	-59.15	-13	-46.15	-60.81	-65.84	0.56	9.40	V
	2123.58	-59.61	-13	-46.61	-65.19	-67.32	0.74	10.60	V
	2831.36	-57.88	-13	-44.88	-66.02	-67.48	0.85	12.60	V
Highest	1422.68	-53.29	-13	-40.29	-56.15	-59.98	0.56	9.40	H
	2134.02	-57.62	-13	-44.62	-63.36	-65.33	0.74	10.60	H
	2845.36	-56.71	-13	-43.71	-65.52	-66.31	0.85	12.60	H
	1422.68	-61.20	-13	-48.20	-62.86	-67.89	0.56	9.40	V
	2134.02	-59.15	-13	-46.15	-64.73	-66.86	0.74	10.60	V
	2845.36	-57.54	-13	-44.54	-65.68	-67.14	0.85	12.60	V

Remark: Spurious emissions within 30-1000MHz were found more than 20dB below limit line.

LTE Band 17 / 10MHz / QPSK									
Channel	Frequency (MHz)	ERP (dBm)	Limit (dBm)	Over Limit (dB)	SPA Reading (dBm)	S.G. Power (dBm)	TX Cable loss (dB)	TX Antenna Gain (dBi)	Polarization (H/V)
Lowest	1409.18	-45.42	-13	-32.42	-50.68	-52.11	0.56	9.40	H
	2113.77	-48.08	-13	-35.08	-55.24	-55.79	0.74	10.60	H
	2818.36	-55.23	-13	-42.23	-64.04	-64.83	0.85	12.60	H
	1409.18	-59.26	-13	-46.26	-60.92	-65.95	0.56	9.40	V
	2113.77	-56.44	-13	-43.44	-62.02	-64.15	0.74	10.60	V
	2818.36	-57.76	-13	-44.76	-65.90	-67.36	0.85	12.60	V
Middle	1411.18	-42.89	-13	-29.89	-48.58	-49.58	0.56	9.40	H
	2116.77	-44.24	-13	-31.24	-52.51	-51.95	0.74	10.60	H
	2822.36	-54.41	-13	-41.41	-63.22	-64.01	0.85	12.60	H
	1411.18	-56.02	-13	-43.02	-57.68	-62.71	0.56	9.40	V
	2116.77	-56.89	-13	-43.89	-62.47	-64.60	0.74	10.60	V
	2822.36	-55.09	-13	-42.09	-63.23	-64.69	0.85	12.60	V
Highest	1413.18	-42.89	-13	-29.89	-48.58	-49.58	0.56	9.40	H
	2119.77	-43.45	-13	-30.45	-51.89	-51.16	0.74	10.60	H
	2826.36	-54.06	-13	-41.06	-62.87	-63.66	0.85	12.60	H
	1413.18	-55.31	-13	-42.31	-56.97	-62.00	0.56	9.40	V
	2119.77	-53.58	-13	-40.58	-59.16	-61.29	0.74	10.60	V
	2826.36	-56.55	-13	-43.55	-64.69	-66.15	0.85	12.60	V

Remark: Spurious emissions within 30-1000MHz were found more than 20dB below limit line.

LTE Band 66

LTE Band 66 / 5MHz / QPSK									
Channel	Frequency (MHz)	EIRP (dBm)	Limit (dBm)	Over Limit (dB)	SPA Reading (dBm)	S.G. Power (dBm)	TX Cable loss (dB)	TX Antenna Gain (dBi)	Polarization (H/V)
Lowest	3420.68	-40.01	-13	-27.01	-55.80	-48.24	4.37	12.60	H
	5131.02	-48.87	-13	-35.87	-68.65	-56.63	4.94	12.70	H
	6841.36	-47.04	-13	-34.04	-68.42	-52.42	6.32	11.70	H
	3420.68	-42.68	-13	-29.68	-58.39	-50.91	4.37	12.6	V
	5131.02	-48.51	-13	-35.51	-68.62	-56.27	4.94	12.7	V
	6841.36	-47.50	-13	-34.50	-68.94	-52.88	6.32	11.7	V
Middle	3485.5	-41.09	-13	-28.09	-56.88	-49.32	4.37	12.60	H
	5228.25	-49.03	-13	-36.03	-68.81	-56.79	4.94	12.70	H
	6971	-47.00	-13	-34.00	-68.38	-52.38	6.32	11.70	H
	3485.5	-45.22	-13	-32.22	-60.93	-53.45	4.37	12.6	V
	5228.25	-48.83	-13	-35.83	-68.94	-56.59	4.94	12.7	V
	6971	-47.91	-13	-34.91	-69.35	-53.29	6.32	11.7	V
Highest	3550.5	-41.76	-13	-28.76	-57.55	-49.99	4.37	12.60	H
	5325.75	-47.52	-13	-34.52	-67.30	-55.28	4.94	12.70	H
	7101	-47.97	-13	-34.97	-69.35	-53.35	6.32	11.70	H
	3550.5	-45.56	-13	-32.56	-61.27	-53.79	4.37	12.6	V
	5325.75	-49.36	-13	-36.36	-69.47	-57.12	4.94	12.7	V
	7101	-47.98	-13	-34.98	-69.42	-53.36	6.32	11.7	V

Remark: Spurious emissions within 30-1000MHz were found more than 20dB below limit line.

LTE Band 66 / 10MHz / QPSK									
Channel	Frequency (MHz)	EIRP (dBm)	Limit (dBm)	Over Limit (dB)	SPA Reading (dBm)	S.G. Power (dBm)	TX Cable loss (dB)	TX Antenna Gain (dBi)	Polarization (H/V)
Lowest	3421.18	-38.75	-13	-25.75	-54.77	-46.98	4.37	12.60	H
	5131.77	-48.63	-13	-35.63	-68.41	-56.39	4.94	12.70	H
	6842.36	-48.02	-13	-35.02	-69.40	-53.40	6.32	11.70	H
	3421.18	-39.78	-13	-26.78	-55.54	-48.01	4.37	12.6	V
	5131.77	-48.24	-13	-35.24	-68.35	-56.00	4.94	12.7	V
	6842.36	-48.12	-13	-35.12	-69.56	-53.50	6.32	11.7	V
Middle	3481	-39.26	-13	-26.26	-55.20	-47.49	4.37	12.60	H
	5221.5	-49.35	-13	-36.35	-69.13	-57.11	4.94	12.70	H
	6962	-47.74	-13	-34.74	-69.12	-53.12	6.32	11.70	H
	3481	-44.06	-13	-31.06	-59.77	-52.29	4.37	12.6	V
	5221.5	-48.88	-13	-35.88	-68.99	-56.64	4.94	12.7	V
	6962	-46.43	-13	-33.43	-67.87	-51.81	6.32	11.7	V
Highest	3541	-42.18	-13	-29.18	-57.97	-50.41	4.37	12.60	H
	5311.5	-45.22	-13	-32.22	-65.00	-52.98	4.94	12.70	H
	7082	-48.10	-13	-35.10	-69.48	-53.48	6.32	11.70	H
	3541	-45.95	-13	-32.95	-61.66	-54.18	4.37	12.6	V
	5311.5	-48.63	-13	-35.63	-68.74	-56.39	4.94	12.7	V
	7082	-47.10	-13	-34.10	-68.54	-52.48	6.32	11.7	V

Remark: Spurious emissions within 30-1000MHz were found more than 20dB below limit line.

LTE Band 66 / 15MHz / QPSK									
Channel	Frequency (MHz)	EIRP (dBm)	Limit (dBm)	Over Limit (dB)	SPA Reading (dBm)	S.G. Power (dBm)	TX Cable loss (dB)	TX Antenna Gain (dBi)	Polarization (H/V)
Lowest	3421.68	-39.65	-13	-26.65	-55.51	-47.88	4.37	12.60	H
	5132.52	-48.35	-13	-35.35	-68.13	-56.11	4.94	12.70	H
	6843.36	-47.80	-13	-34.80	-69.18	-53.18	6.32	11.70	H
	3421.68	-43.24	-13	-30.24	-58.95	-51.47	4.37	12.6	V
	5132.52	-48.90	-13	-35.90	-69.01	-56.66	4.94	12.7	V
	6843.36	-48.36	-13	-35.36	-69.8	-53.74	6.32	11.7	V
Middle	3476.5	-41.09	-13	-28.09	-56.88	-49.32	4.37	12.60	H
	5214.75	-49.73	-13	-36.73	-69.51	-57.49	4.94	12.70	H
	6953	-47.39	-13	-34.39	-68.77	-52.77	6.32	11.70	H
	3476.5	-43.05	-13	-30.05	-58.76	-51.28	4.37	12.6	V
	5214.75	-48.68	-13	-35.68	-68.79	-56.44	4.94	12.7	V
	6953	-47.28	-13	-34.28	-68.72	-52.66	6.32	11.7	V
Highest	3531.5	-44.09	-13	-31.09	-59.88	-52.32	4.37	12.60	H
	5297.25	-47.83	-13	-34.83	-67.61	-55.59	4.94	12.70	H
	7063	-48.24	-13	-35.24	-69.62	-53.62	6.32	11.70	H
	3531.5	-46.75	-13	-33.75	-62.46	-54.98	4.37	12.6	V
	5297.25	-49.30	-13	-36.30	-69.41	-57.06	4.94	12.7	V
	7063	-48.10	-13	-35.10	-69.54	-53.48	6.32	11.7	V

Remark: Spurious emissions within 30-1000MHz were found more than 20dB below limit line.

LTE Band 66 / 20MHz / QPSK									
Channel	Frequency (MHz)	EIRP (dBm)	Limit (dBm)	Over Limit (dB)	SPA Reading (dBm)	S.G. Power (dBm)	TX Cable loss (dB)	TX Antenna Gain (dBi)	Polarization (H/V)
Lowest	3422.18	-40.97	-13	-27.97	-56.76	-49.20	4.37	12.60	H
	5133.27	-48.28	-13	-35.28	-68.06	-56.04	4.94	12.70	H
	6844.36	-47.34	-13	-34.34	-68.72	-52.72	6.32	11.70	H
	3422.18	-42.53	-13	-29.53	-58.24	-50.76	4.37	12.6	V
	5133.27	-48.67	-13	-35.67	-68.78	-56.43	4.94	12.7	V
	6844.36	-48.07	-13	-35.07	-69.51	-53.45	6.32	11.7	V
Middle	3472	-40.80	-13	-27.80	-56.59	-49.03	4.37	12.60	H
	5208	-48.71	-13	-35.71	-68.49	-56.47	4.94	12.70	H
	6944	-47.37	-13	-34.37	-68.75	-52.75	6.32	11.70	H
	3472	-42.64	-13	-29.64	-58.35	-50.87	4.37	12.6	V
	5208	-48.67	-13	-35.67	-68.78	-56.43	4.94	12.7	V
	6944	-48.06	-13	-35.06	-69.5	-53.44	6.32	11.7	V
Highest	3522	-45.61	-13	-32.61	-61.40	-53.84	4.37	12.60	H
	5283	-49.12	-13	-36.12	-68.90	-56.88	4.94	12.70	H
	7044	-47.05	-13	-34.05	-68.43	-52.43	6.32	11.70	H
	3522	-44.94	-13	-31.94	-60.65	-53.17	4.37	12.6	V
	5283	-48.80	-13	-35.80	-68.91	-56.56	4.94	12.7	V
	7044	-47.48	-13	-34.48	-68.92	-52.86	6.32	11.7	V

Remark: Spurious emissions within 30-1000MHz were found more than 20dB below limit line.