FCC RF Test Report

APPLICANT	: ZTE CORPORATION
EQUIPMENT	: WCDMA/LTE multi-mode Digital Mobile Phone
BRAND NAME	: ZTE
MODEL NAME	: Z980L
FCC ID	: SRQ-Z980L
STANDARD	: 47 CFR Part 2, 22(H), 24(E), 27(L), 27(H)
CLASSIFICATION	: PCS Licensed Transmitter Held to Ear (PCE)

The product was received on Jul. 29, 2014 and testing was completed on Aug. 18, 2014. We, SPORTON INTERNATIONAL (KUNSHAN) INC., would like to declare that the tested sample has been evaluated in accordance with the test procedures given in ANSI / TIA / EIA-603-C-2004 and the testing has shown the tested sample to be in compliance with the applicable technical standards.

The test results in this report apply exclusively to the tested model / sample. Without written approval of SPORTON INTERNATIONAL (KUNSHAN) INC., the test report shall not be reproduced except in full.

Reviewed by: Joseph Lin / Supervisor

Approved by: Jones Tsai / Manager

Testing Laboratory 2627

SPORTON INTERNATIONAL (KUNSHAN) INC.
No. 3-2, PingXiang Road, Kunshan, Jiangsu Province, P.R.C.

TABLE OF CONTENTS

REVISION HISTORY **3**

SUMMARY OF TEST RESULT **4**

1 GENERAL DESCRIPTION **6**

1.1 Applicant 6
1.2 Manufacturer 6
1.3 Product Feature of Equipment Under Test 6
1.4 Product Specification subjective to this standard 7
1.5 Modification of EUT 8
1.6 Maximum ERP/EIRP Power, Frequency Tolerance, and Emission Designator 8
1.7 Testing Location 10
1.8 Applicable Standards 10

2 TEST CONFIGURATION OF EQUIPMENT UNDER TEST **11**

2.1 Test Mode 11
2.2 Connection Diagram of Test System 13
2.3 Support Unit used in test configuration and system 14
2.4 Measurement Results Explanation Example 14

3 TEST RESULT **15**

3.1 Conducted Output Power Measurement 15
3.2 Peak-to-Average Ratio 25
3.3 Effective Radiated Power and Equivalent Isotropic Radiated Power Measurement 31
3.4 99% Occupied Bandwidth and 26dB Bandwidth Measurement 37
3.5 Conducted Band Edge Measurement 76
3.6 Conducted Spurious Emission Measurement 150
3.7 Radiated Spurious Emission Measurement 205
3.8 Frequency Stability Measurement 225

4 LIST OF MEASURING EQUIPMENT **229**

5 UNCERTAINTY OF EVALUATION **231**

APPENDIX A. SETUP PHOTOGRAPHS

REVISION HISTORY

REPORT NO.	VERSION	DESCRIPTION	ISSUED DATE
FG472902B	Rev. 01	Initial issue of report	Sep. 01, 2014

SUMMARY OF TEST RESULT

Report Section	FCC Rule	Description	Limit	Result	Remark
3.1	§2.1046	Conducted Output Power	Reporting Only	PASS	-
3.2	§24.232(d) §27.50(d)(5)	Peak-to-Average Ratio	<13 dB	PASS	-
3.3	§22.913(a)(2)	Effective Radiated Power (Band 5)	ERP < 7 Watt	PASS	-
	§27.50(c)(10)	Effective Radiated Power (Band 17)	ERP < 3 Watt		
	§24.232(c)	Equivalent Isotropic Radiated Power (Band 2)	EIRP < 2Watt		
	§27.50(d)(4)	Equivalent Isotropic Radiated Power (Band 4)	EIRP < 1Watt		
3.4	§2.1049 §22.917(b) §24.238(b) §27.53(g)(3)	Occupied Bandwidth & 26dB Bandwidth	Reporting Only	PASS	-
3.5	§2.1051 §22.917(a) §24.238(a) §27.53(g) §27.53(h)	Conducted Band Edge Measurement (Band 2) (Band 4) (Band 5) (Band 17)	< 43+10log10(P[Watt])	PASS	-

Report Section	FCC Rule	Description	Limit	Result	Remark
3.6	§2.1051 §22.917(a) §24.238(a) §27.53(g) §27.53(h)	Conducted Spurious Emission (Band 2) (Band 4) (Band 5) (Band 17)	< 43+10log$_{10}$(P[Watts])	PASS	-
3.7	§2.1053 §22.917(a) §24.238(a) §27.53(g) §27.53(h)	Radiated Spurious Emission (Band 2) (Band 4) (Band 5) (Band 17)	< 43+10log$_{10}$(P[Watts])	PASS	Under limit 22.11 dB at 35.11.000 MHz
3.8	§2.1055 §22.355 §24.235 §27.54	Frequency Stability Temperature & Voltage	< 2.5 ppm	PASS	-

1 General Description

1.1 Applicant

ZTE CORPORATION
ZTE Plaza, Keji Road South, Hi-Tech Industrial Park, Nanshan District, Shenzhen, Guangdong, 518057, P.R.China

1.2 Manufacturer

ZTE CORPORATION
ZTE Plaza, Keji Road South, Hi-Tech Industrial Park, Nanshan District, Shenzhen, Guangdong, 518057, P.R.China

1.3 Product Feature of Equipment Under Test

Product Feature	
Equipment	WCDMA/LTE multi-mode Digital Mobile Phone
Brand Name	ZTE
Model Name	Z980L
FCC ID	SRQ-Z980L
EUT supports Radios application	GSM/GPRS/EGPRS/WCDMA/HSPA/HSPA+(Downlink Only)/LTE/ WLAN 2.4GHz 802.11b/g/n HT20/ Bluetooth v3.0 + EDR/Bluetooth v4.0 LE
HW Version	wvmA
SW Version	Z980LV1.0.0B01
EUT Stage	Identical Prototype

Remark: The above EUT's information was declared by manufacturer. Please refer to the specifications or user's manual for more detailed description.

1.4 Product Specification subjective to this standard

Product Specification subjective to this standard	
Tx Frequency	LTE Band 2 : 1850.7 MHz ~ 1909.3 MHz LTE Band 4 : 1710.7 MHz ~ 1754.3 MHz LTE Band 5 : 824.7 MHz ~ 848.3 MHz LTE Band 17 : 706.5 MHz ~ 713.5 MHz
Rx Frequency	LTE Band 2 : 1930.7 MHz ~ 1989.3 MHz LTE Band 4 : 2110.7 MHz ~ 2154.3 MHz LTE Band 5 : 869.7 MHz ~ 893.3 MHz LTE Band 17 : 736.5 MHz ~ 743.5 MHz
Bandwidth	LTE Band 2 : 1.4MHz / 3MHz / 5MHz / 10MHz / 15MHz / 20MHz LTE Band 4 : 1.4MHz / 3MHz / 5MHz / 10MHz / 15MHz / 20MHz LTE Band 5 : 1.4MHz / 3MHz / 5MHz / 10MHz LTE Band 17 : 5MHz / 10MHz
Maximum Output Power to Antenna	LTE Band 2 : 22.41 dBm LTE Band 4 : 22.95 dBm LTE Band 5 : 22.98 dBm LTE Band 17 : 22.80 dBm
Antenna Type	PIFA Antenna
Type of Modulation	QPSK / 16QAM

1.5 Modification of EUT

No modifications are made to the EUT during all test items.

1.6 Maximum ERP/EIRP Power, Frequency Tolerance, and Emission Designator

FCC Rule	System	Type of Modulation	BW	Maximum EIRP	Frequency Tolerance	Emission Designator
Part 24E	LTE Band 2	QPSK	1.4 MHz	0.1762 W	-	1M10G7D
Part 24E	LTE Band 2	16QAM	1.4 MHz	0.1352 W	-	1M11W7D
Part 24E	LTE Band 2	QPSK	3 MHz	-	-	2M73G7D
Part 24E	LTE Band 2	16QAM	3 MHz	-	-	2M72W7D
Part 24E	LTE Band 2	QPSK	5 MHz	-	-	4M50G7D
Part 24E	LTE Band 2	16QAM	5 MHz	-	-	4M49W7D
Part 24E	LTE Band 2	QPSK	10 MHz	-	0.0103 ppm	9M05G7D
Part 24E	LTE Band 2	16QAM	10 MHz	-	-	8M99W7D
Part 24E	LTE Band 2	QPSK	15 MHz	-	-	13M5G7D
Part 24E	LTE Band 2	16QAM	15 MHz	-	-	13M4W7D
Part 24E	LTE Band 2	QPSK	20 MHz	0.1535 W	-	18M3G7D
Part 24E	LTE Band 2	16QAM	20 MHz	0.1216 W	-	18M2W7D
Part 27L	LTE Band 4	QPSK	1.4 MHz	0.0871 W	-	1M10G7D
Part 27L	LTE Band 4	16QAM	1.4 MHz	0.1114 W	-	1M09W7D
Part 27L	LTE Band 4	QPSK	3 MHz	-	-	2M72G7D
Part 27L	LTE Band 4	16QAM	3 MHz	-	-	2M72W7D
Part 27L	LTE Band 4	QPSK	5MHz	-	-	4M49G7D
Part 27L	LTE Band 4	16QAM	5MHz	-	-	4M49W7D
Part 27L	LTE Band 4	QPSK	10MHz	-	0.0125 ppm	9M05G7D
Part 27L	LTE Band 4	16QAM	10MHz	-	-	9M03W7D
Part 27L	LTE Band 4	QPSK	15MHz	-	-	13M5G7D
Part 27L	LTE Band 4	16QAM	15MHz	-	-	13M5W7D
Part 27L	LTE Band 4	QPSK	20MHz	0.1009 W	-	18M3G7D
Part 27L	LTE Band 4	16QAM	20MHz	0.0897 W	-	18M3W7D

FCC Rule	System	Type of Modulation	BW	Maximum ERP	Frequency Tolerance	Emission Designator
Part 22H	LTE Band 5	QPSK	1.4 MHz	0.0552 W	-	1M10G7D
Part 22H	LTE Band 5	16QAM	1.4 MHz	0.0451 W	-	1M10W7D
Part 22H	LTE Band 5	QPSK	3 MHz	-	-	2M73G7D
Part 22H	LTE Band 5	16QAM	3 MHz	-	-	2M72W7D
Part 22H	LTE Band 5	QPSK	5 MHz	-	-	4M50G7D
Part 22H	LTE Band 5	16QAM	5 MHz	-	-	4M49W7D
Part 22H	LTE Band 5	QPSK	10 MHz	0.0583 W	0.0243 ppm	9M11G7D
Part 22H	LTE Band 5	16QAM	10 MHz	0.0364 W	-	9M03W7D
Part 27H	LTE Band 17	QPSK	5MHz	0.0519 W	-	4M49G7D
Part 27H	LTE Band 17	16QAM	5MHz	0.0385 W	-	4M50W7D
Part 27H	LTE Band 17	QPSK	10MHz	0.0472 W	0.0289 ppm	9M01G7D
Part 27H	LTE Band 17	16QAM	10MHz	0.0390 W	-	8M95W7D

1.7 Testing Location

Test Site	SPORTON INTERNATIONAL (KUNSHAN) INC.			
Test Site Location	No. 3-2, PingXiang Road, Kunshan, Jiangsu Province, P.R.C. TEL: +86-0512-5790-0158 FAX: +86-0512-5790-0958			
Test Site No.	**Sporton Site No.**			**FCC Registration No.**
	TH01-KS	03CH01-KS	OTA01-KS	149928

Note: The test site complies with ANSI C63.4 2003 requirement.

1.8 Applicable Standards

According to the specifications of the manufacturer, the EUT must comply with the requirements of the following standards:

- 47 CFR Part 2, 22(H), 24(E), 27(L), 27(H)
- ANSI / TIA / EIA-603-C-2004
- FCC KDB 971168 D01 Power Meas. License Digital Systems v02r01

Remark:

1. All test items were verified and recorded according to the standards and without any deviation during the test.
2. This EUT has also been tested and complied with the requirements of FCC Part 15, Subpart B, recorded in a separate test report.

2 Test Configuration of Equipment Under Test

2.1 Test Mode

Antenna port conducted and radiated test items listed below are performed according to KDB 971168 D01 Power Meas. License Digital Systems v02r01 with maximum output power.

Radiated measurements are performed by rotating the EUT in three different orthogonal test planes to find the maximum emission.

Test Items	Band	Bandwidth (MHz)						Modulation		RB #			Test Channel		
		1.4	3	5	10	15	20	QPSK	16QAM	1	Half	Full	L	M	H
Max. Output Power	2	v	v	v	v	v	v	v	v	v	v	v	v	v	v
	4	v	v	v	v	v	v	v	v	v	v	v	v	v	v
	5	v	v	v	v	-	-	v	v	v	v	v	v	v	v
	17	-	-	v	v	-	-	v	v	v	v	v	v	v	v
Peak-to-Average Ratio	2						v		v	v		v		v	
	4						v		v	v		v		v	
	5				v	-	-		v	v		v		v	
	17	-	-		v	-	-		v	v		v		v	
26dB and 99% Bandwidth	2	v	v	v	v	v	v	v	v			v		v	
	4	v	v	v	v	v	v	v	v			v		v	
	5	v	v	v	v	-	-	v	v			v		v	
	17	-	-	v	v	-	-	v	v			v		v	
Conducted Band Edge	2	v	v	v	v	v	v	v	v	v		v	v		v
	4	v	v	v	v	v	v	v	v	v		v	v		v
	5	v	v	v	v	-	-	v	v	v		v	v		v
	17	-	-	v	v	-	-	v	v	v		v	v		v

Test Items	Band	Bandwidth (MHz)						Modulation		RB #			Test Channel		
		1.4	3	5	10	15	20	QPSK	16QAM	1	Half	Full	L	M	H
Conducted Spurious Emission	2	v	v	v	v	v	v	v	v	v			v	v	v
	4	v	v	v	v	v	v	v	v	v			v	v	v
	5	v	v	v	v	-	-	v	v	v			v	v	v
	17	-	-	v	v	-	-	v	v	v			v	v	v
Frequency Stability	2				v			v				v		v	
	4				v			v				v		v	
	5				v	-	-	v				v		v	
	17	-	-		v	-	-	v				v		v	
E.R.P./ E.I.R.P.	2	v					v	v	v	v			v	v	v
	4	v					v	v	v	v			v	v	v
	5	v			v	-	-	v	v	v			v	v	v
	17	-	-	v	v	-	-	v	v	v			v	v	v
Radiated Spurious Emission	2	v	v	v	v	v	v	v		v				v	
	4	v	v	v	v	v	v	v		v				v	
	5	v	v	v	v	-	-	v		v				v	
	17	-	-	v	v	-	-	v		v				v	

Note

1. The mark "v " means that this configuration is chosen for testing
2. The mark "-" means that this bandwidth is not supported.
3. For E.R.P/E.I.R.P. measurement, the widest bandwidth of each band is chosen for testing due to highest conducted power. Besides, the lowest bandwidth of each band is also measured for reporting only.
4. The device is investigated from 30MHz to 10 times of fundamental signal for radiated spurious emission test under different RB size/offset and modulations in exploratory test. Subsequently, only the worst case emissions are reported.

2.2 Connection Diagram of Test System

<24E Tx Mode>

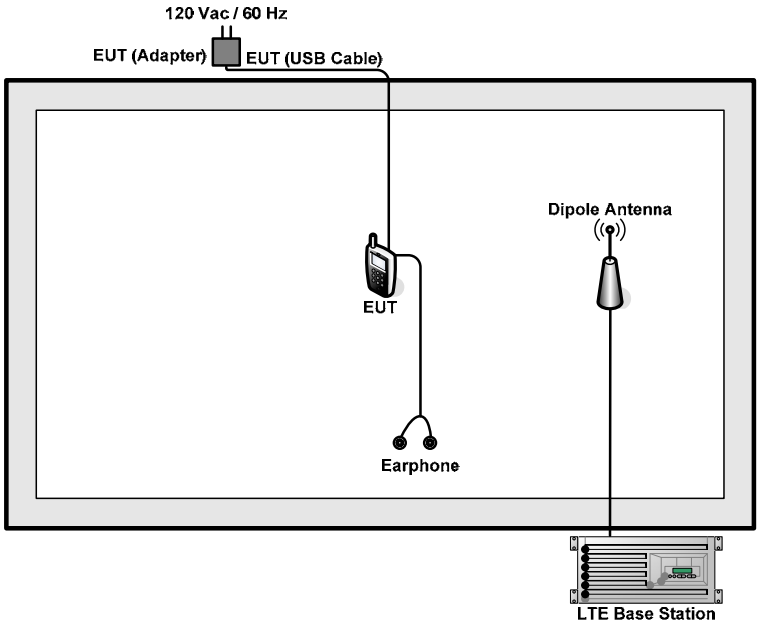

<22H/27L/27H Tx Mode>

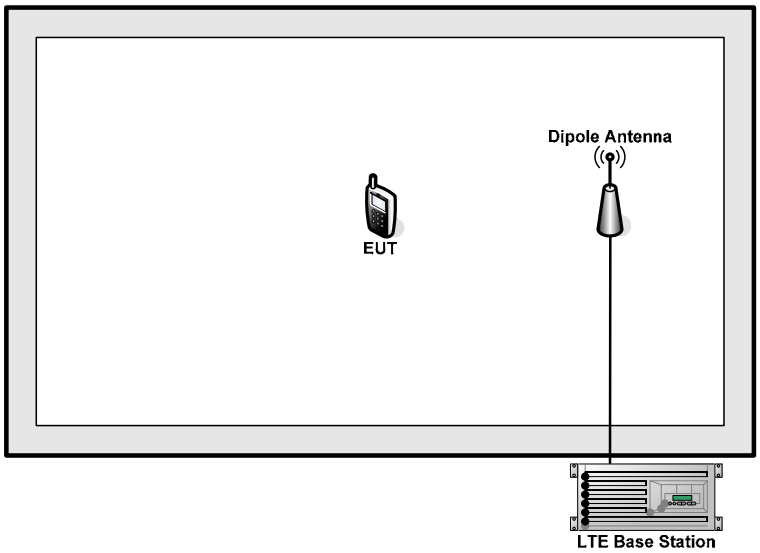

2.3 Support Unit used in test configuration and system

Item	Equipment	Trade Name	Model No.	FCC ID	Data Cable	Power Cord
1.	LTE Base Station	Anritsu	MT8820C	N/A	N/A	Unshielded, 1.8 m
2.	DC Power Supply	GWINSTEK	GPS-3030D	N/A	N/A	Unshielded, 1.8 m
3.	Earphone	Apple	MC690ZP/A	FCC DoC	Unshielded, 1.6 m	N/A

2.4 Measurement Results Explanation Example

For all conducted test items:

The offset level is set in the spectrum analyzer to compensate the RF cable loss between EUT conducted output port and spectrum analyzer. With the offset compensation, the spectrum analyzer reading level is exactly the EUT RF output level.

The spectrum analyzer offset is derived from RF cable loss.

Offset = RF cable loss + attenuator factor.

Following shows an offset computation example with cable loss 6 dB.

Example:

Offset (dB) = RF cable loss(dB).

= 6 (dB)

3 Test Result

3.1 Conducted Output Power Measurement

3.1.1 Description of the Conducted Output Power Measurement

A system simulator was used to establish communication with the EUT. Its parameters were set to force the EUT transmitting at maximum output power. The measured power in the radio frequency on the transmitter output terminals shall be reported.

3.1.2 Measuring Instruments

The measuring equipment is listed in the section 4 of this test report.

3.1.3 Test Procedures

1. The transmitter output port was connected to the system simulator.
2. Set EUT at maximum power through the system simulator.
3. Select lowest, middle, and highest channels for each band and different modulation.
4. Measure and record the power level from the system simulator.

3.1.4 Test Setup

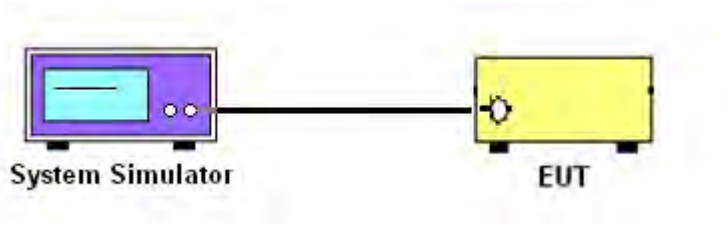

3.1.5 Test Result of Conducted Output Power

<LTE Band 2 Conducted Power>

BW [MHz]	Modulation	RB Size	RB Offset	Power (dBm) Low Ch. / Freq.	Power (dBm) Middle Ch. / Freq.	Power (dBm) High Ch. / Freq.
Channel				**18700**	**18900**	**19100**
Frequency (MHz)				**1860**	**1880**	**1900**
20	QPSK	1	0	22.30	**22.41**	22.30
20	QPSK	1	49	21.86	22.25	22.00
20	QPSK	1	99	22.11	22.13	22.10
20	QPSK	50	0	21.30	21.39	21.34
20	QPSK	50	24	21.20	21.24	21.36
20	QPSK	50	49	21.18	21.28	21.20
20	QPSK	100	0	21.22	21.35	21.27
20	16QAM	1	0	21.08	21.23	21.19
20	16QAM	1	49	21.76	21.05	20.89
20	16QAM	1	99	20.76	20.88	20.78
20	16QAM	50	0	20.11	20.21	20.17
20	16QAM	50	24	20.15	20.21	20.22
20	16QAM	50	49	20.18	20.30	20.38
20	16QAM	100	0	20.15	20.27	20.28
Channel				**18675**	**18900**	**19125**
Frequency (MHz)				**1857.5**	**1880**	**1902.5**
15	QPSK	1	0	21.79	22.06	22.11
15	QPSK	1	37	22.26	22.22	22.20
15	QPSK	1	74	22.38	22.29	22.39
15	QPSK	36	0	21.17	21.26	21.19
15	QPSK	36	18	21.26	21.28	21.43
15	QPSK	36	37	21.24	21.32	21.40
15	QPSK	75	0	21.21	21.28	21.32
15	16QAM	1	0	21.13	21.22	21.13
15	16QAM	1	37	21.53	21.42	21.50
15	16QAM	1	74	21.32	21.30	21.36
15	16QAM	36	0	20.12	20.27	20.16
15	16QAM	36	18	20.18	20.34	20.29
15	16QAM	36	37	20.17	20.23	20.31
15	16QAM	75	0	20.15	20.21	20.15

BW [MHz]	Modulation	RB Size	RB Offset	Power (dBm) Low Ch. / Freq.	Power (dBm) Middle Ch. / Freq.	Power (dBm) High Ch. / Freq.
Channel				**18650**	**18900**	**19150**
Frequency (MHz)				**1855**	**1880**	**1905**
10	QPSK	1	0	21.69	22.01	22.16
10	QPSK	1	24	21.86	22.23	22.10
10	QPSK	1	49	22.24	22.26	22.35
10	QPSK	25	0	20.93	21.25	21.32
10	QPSK	25	12	21.23	21.30	21.33
10	QPSK	25	24	21.31	21.29	21.38
10	QPSK	50	0	21.21	21.32	21.42
10	16QAM	1	0	20.74	21.03	20.89
10	16QAM	1	24	21.32	21.48	21.17
10	16QAM	1	49	21.04	21.08	21.03
10	16QAM	25	0	19.97	20.23	20.38
10	16QAM	25	12	20.28	20.28	20.38
10	16QAM	25	24	20.26	20.27	20.44
10	16QAM	50	0	20.03	20.22	20.36
Channel				**18625**	**18900**	**19175**
Frequency (MHz)				**1852.5**	**1880**	**1907.5**
5	QPSK	1	0	21.84	22.28	22.26
5	QPSK	1	12	21.93	22.18	22.21
5	QPSK	1	24	22.08	22.29	22.37
5	QPSK	12	0	20.84	21.24	21.36
5	QPSK	12	6	20.92	21.24	21.33
5	QPSK	12	11	21.06	21.27	21.33
5	QPSK	25	0	20.94	21.27	21.42
5	16QAM	1	0	20.93	21.35	21.03
5	16QAM	1	12	20.52	21.06	21.11
5	16QAM	1	24	21.15	21.36	21.17
5	16QAM	12	0	19.90	20.28	20.19
5	16QAM	12	6	19.94	20.31	20.30
5	16QAM	12	11	20.13	20.35	20.30
5	16QAM	25	0	19.85	20.26	20.49

BW [MHz]	Modulation	RB Size	RB Offset	Power (dBm) Low Ch. / Freq.	Power (dBm) Middle Ch. / Freq.	Power (dBm) High Ch. / Freq.
Channel				**18615**	**18900**	**19185**
Frequency (MHz)				**1851.5**	**1880**	**1908.5**
3	QPSK	1	0	21.92	22.25	22.32
3	QPSK	1	7	21.98	22.15	22.21
3	QPSK	1	14	22.01	22.28	22.40
3	QPSK	8	0	20.87	21.29	21.36
3	QPSK	8	4	20.89	21.27	21.32
3	QPSK	8	7	20.89	21.27	21.32
3	QPSK	15	0	20.82	21.34	21.38
3	16QAM	1	0	20.76	21.03	21.08
3	16QAM	1	7	20.56	20.84	21.07
3	16QAM	1	14	21.04	21.43	21.40
3	16QAM	8	0	19.79	20.18	20.30
3	16QAM	8	4	19.85	20.19	20.36
3	16QAM	8	7	19.92	20.30	20.30
3	16QAM	15	0	19.65	20.17	20.17
Channel				**18607**	**18900**	**19193**
Frequency (MHz)				**1850.7**	**1880**	**1909.3**
1.4	QPSK	1	0	21.89	22.20	22.33
1.4	QPSK	1	2	21.80	22.22	22.29
1.4	QPSK	1	5	21.97	22.25	22.38
1.4	QPSK	3	0	21.92	22.20	22.33
1.4	QPSK	3	1	21.89	22.23	22.35
1.4	QPSK	3	2	21.81	22.24	22.33
1.4	QPSK	6	0	20.91	21.22	21.37
1.4	16QAM	1	0	20.68	20.74	21.21
1.4	16QAM	1	2	20.51	20.80	21.29
1.4	16QAM	1	5	20.61	20.90	21.18
1.4	16QAM	3	0	20.94	21.23	21.34
1.4	16QAM	3	1	20.89	20.89	21.30
1.4	16QAM	3	2	20.89	20.95	21.20
1.4	16QAM	6	0	19.73	19.98	20.21

<LTE Band 4 Conducted Power>

BW [MHz]	Modulation	RB Size	RB Offset	Power (dBm) Low Ch. / Freq.	Power (dBm) Middle Ch. / Freq.	Power (dBm) High Ch. / Freq.
Channel				**20050**	**20175**	**20300**
Frequency (MHz)				**1720**	**1732.5**	**1745**
20	QPSK	1	0	22.65	**22.95**	22.91
20	QPSK	1	49	22.53	22.69	22.87
20	QPSK	1	99	22.44	22.78	22.90
20	QPSK	50	0	21.72	21.97	21.86
20	QPSK	50	24	21.70	21.75	21.96
20	QPSK	50	49	21.67	21.80	21.95
20	QPSK	100	0	21.69	21.96	21.92
20	16QAM	1	0	21.78	21.94	21.95
20	16QAM	1	49	21.24	21.85	21.72
20	16QAM	1	99	21.35	21.58	21.73
20	16QAM	50	0	20.58	20.70	20.90
20	16QAM	50	24	20.54	20.76	20.88
20	16QAM	50	49	20.56	20.83	20.90
20	16QAM	100	0	20.62	20.82	20.92
Channel				**20025**	**20175**	**20325**
Frequency (MHz)				**1717.5**	**1732.5**	**1747.5**
15	QPSK	1	0	22.51	22.69	22.86
15	QPSK	1	37	22.52	22.77	22.88
15	QPSK	1	74	22.49	22.70	22.85
15	QPSK	36	0	21.61	21.74	21.94
15	QPSK	36	18	21.61	21.83	21.99
15	QPSK	36	37	21.57	21.77	21.97
15	QPSK	75	0	21.60	21.81	22.03
15	16QAM	1	0	21.75	21.91	22.14
15	16QAM	1	37	21.66	21.72	21.98
15	16QAM	1	74	21.73	21.62	21.53
15	16QAM	36	0	20.58	20.75	20.84
15	16QAM	36	18	20.52	20.63	20.85
15	16QAM	36	37	20.53	20.67	20.85
15	16QAM	75	0	20.60	20.85	20.89

BW [MHz]	Modulation	RB Size	RB Offset	Power (dBm) Low Ch. / Freq.	Power (dBm) Middle Ch. / Freq.	Power (dBm) High Ch. / Freq.
Channel				**20000**	**20175**	**20350**
Frequency (MHz)				**1715**	**1732.5**	**1750**
10	QPSK	1	0	22.52	22.72	22.76
10	QPSK	1	24	22.53	22.68	22.86
10	QPSK	1	49	22.66	22.75	22.87
10	QPSK	25	0	21.62	21.77	21.93
10	QPSK	25	12	21.59	21.81	21.95
10	QPSK	25	24	21.55	21.79	21.92
10	QPSK	50	0	21.61	21.87	22.04
10	16QAM	1	0	21.80	21.83	22.13
10	16QAM	1	24	21.59	21.69	21.81
10	16QAM	1	49	21.48	21.51	21.78
10	16QAM	25	0	20.61	20.84	21.02
10	16QAM	25	12	20.53	20.72	21.00
10	16QAM	25	24	20.61	20.65	20.93
10	16QAM	50	0	20.56	20.79	20.95
Channel				**19975**	**20175**	**20375**
Frequency (MHz)				**1712.5**	**1732.5**	**1752.5**
5	QPSK	1	0	22.42	22.79	22.91
5	QPSK	1	12	22.41	22.74	22.88
5	QPSK	1	24	22.41	22.66	22.88
5	QPSK	12	0	21.60	21.76	21.91
5	QPSK	12	6	21.51	21.77	21.94
5	QPSK	12	11	21.57	21.77	21.90
5	QPSK	25	0	21.53	21.78	21.95
5	16QAM	1	0	21.69	21.91	21.76
5	16QAM	1	12	21.67	21.83	21.73
5	16QAM	1	24	21.66	21.81	21.71
5	16QAM	12	0	20.63	20.73	20.98
5	16QAM	12	6	20.57	20.71	20.92
5	16QAM	12	11	20.52	20.71	21.02
5	16QAM	25	0	20.54	20.69	20.99

BW [MHz]	Modulation	RB Size	RB Offset	Power (dBm) Low Ch. / Freq.	Power (dBm) Middle Ch. / Freq.	Power (dBm) High Ch. / Freq.
Channel				**19965**	**20175**	**20385**
Frequency (MHz)				**1711.5**	**1732.5**	**1753.5**
3	QPSK	1	0	22.58	22.68	22.94
3	QPSK	1	7	22.49	22.67	22.78
3	QPSK	1	14	22.56	22.64	22.89
3	QPSK	8	0	21.55	21.79	21.98
3	QPSK	8	4	21.49	21.75	21.92
3	QPSK	8	7	21.49	21.68	21.98
3	QPSK	15	0	21.57	21.81	21.98
3	16QAM	1	0	21.39	21.87	21.56
3	16QAM	1	7	21.41	21.95	21.82
3	16QAM	1	14	21.33	21.63	21.73
3	16QAM	8	0	20.55	20.74	20.91
3	16QAM	8	4	20.56	20.71	20.96
3	16QAM	8	7	20.51	20.70	20.92
3	16QAM	15	0	20.49	20.74	20.95
Channel				**19957**	**20175**	**20393**
Frequency (MHz)				**1710.7**	**1732.5**	**1754.3**
1.4	QPSK	1	0	22.52	22.72	22.91
1.4	QPSK	1	2	22.58	22.79	22.86
1.4	QPSK	1	5	22.50	22.71	22.90
1.4	QPSK	3	0	22.59	22.80	22.92
1.4	QPSK	3	1	22.53	22.76	22.86
1.4	QPSK	3	2	22.49	22.72	22.91
1.4	QPSK	6	0	21.63	21.76	22.04
1.4	16QAM	1	0	21.16	21.94	21.79
1.4	16QAM	1	2	21.63	22.01	22.10
1.4	16QAM	1	5	21.09	21.91	21.83
1.4	16QAM	3	0	21.52	21.70	21.95
1.4	16QAM	3	1	21.43	21.52	21.90
1.4	16QAM	3	2	21.58	21.58	21.90
1.4	16QAM	6	0	20.49	20.67	20.85

<LTE Band 5 Conducted Power>

BW [MHz]	Modulation	RB Size	RB Offset	Power (dBm) Low Ch. / Freq.	Power (dBm) Middle Ch. / Freq.	Power (dBm) High Ch. / Freq.
Channel				**20450**	**20525**	**20600**
Frequency (MHz)				**829**	**836.5**	**844**
10	QPSK	1	0	22.96	**22.98**	22.90
10	QPSK	1	24	22.78	22.83	22.78
10	QPSK	1	49	22.73	22.85	22.87
10	QPSK	25	0	21.99	22.10	21.96
10	QPSK	25	12	21.95	21.90	21.91
10	QPSK	25	24	21.92	21.90	21.88
10	QPSK	50	0	21.85	21.88	21.87
10	16QAM	1	0	21.73	21.80	21.76
10	16QAM	1	24	21.61	21.67	21.82
10	16QAM	1	49	22.08	22.00	21.89
10	16QAM	25	0	21.04	20.88	20.93
10	16QAM	25	12	21.02	20.81	20.82
10	16QAM	25	24	20.96	21.00	20.98
10	16QAM	50	0	20.98	20.96	20.90
Channel				**20425**	**20525**	**20625**
Frequency (MHz)				**826.5**	**836.5**	**846.5**
5	QPSK	1	0	22.68	22.78	22.74
5	QPSK	1	12	22.60	22.85	22.70
5	QPSK	1	24	22.87	22.89	22.86
5	QPSK	12	0	21.90	21.83	21.90
5	QPSK	12	6	21.94	21.88	21.84
5	QPSK	12	11	21.93	21.83	21.85
5	QPSK	25	0	21.93	21.89	21.84
5	16QAM	1	0	21.63	21.68	21.66
5	16QAM	1	12	21.67	21.71	21.71
5	16QAM	1	24	21.37	21.60	21.48
5	16QAM	12	0	21.09	20.88	20.96
5	16QAM	12	6	20.92	20.89	20.82
5	16QAM	12	11	20.88	20.89	20.89
5	16QAM	25	0	20.88	20.89	20.79

BW [MHz]	Modulation	RB Size	RB Offset	Power (dBm) Low Ch. / Freq.	Power (dBm) Middle Ch. / Freq.	Power (dBm) High Ch. / Freq.
Channel				**20415**	**20525**	**20635**
Frequency (MHz)				**825.5**	**836.5**	**847.5**
3	QPSK	1	0	22.92	22.72	22.90
3	QPSK	1	7	22.85	22.64	22.90
3	QPSK	1	14	22.97	22.83	22.96
3	QPSK	8	0	21.97	21.90	21.86
3	QPSK	8	4	21.92	21.82	21.85
3	QPSK	8	7	21.91	21.85	21.76
3	QPSK	15	0	21.91	21.92	21.82
3	16QAM	1	0	21.69	21.47	21.62
3	16QAM	1	7	21.37	21.65	21.49
3	16QAM	1	14	21.94	21.69	21.79
3	16QAM	8	0	20.99	20.82	20.89
3	16QAM	8	4	21.07	20.91	20.88
3	16QAM	8	7	21.04	20.93	21.09
3	16QAM	15	0	21.06	20.96	20.92
Channel				**20407**	**20525**	**20643**
Frequency (MHz)				**824.7**	**836.5**	**848.3**
1.4	QPSK	1	0	22.78	22.90	22.90
1.4	QPSK	1	2	22.79	22.88	22.88
1.4	QPSK	1	5	22.86	22.95	22.92
1.4	QPSK	3	0	22.67	22.85	22.90
1.4	QPSK	3	1	22.70	22.86	22.84
1.4	QPSK	3	2	22.84	22.82	22.89
1.4	QPSK	6	0	21.98	21.90	21.93
1.4	16QAM	1	0	21.98	21.94	22.08
1.4	16QAM	1	2	21.88	21.83	22.06
1.4	16QAM	1	5	21.62	21.88	21.97
1.4	16QAM	3	0	21.65	21.93	21.80
1.4	16QAM	3	1	21.67	21.85	21.90
1.4	16QAM	3	2	21.94	21.81	21.96
1.4	16QAM	6	0	20.82	20.74	20.79

<LTE Band 17 Conducted Power>

BW [MHz]	Modulation	RB Size	RB Offset	Power (dBm) Low Ch. / Freq.	Power (dBm) Middle Ch. / Freq.	Power (dBm) High Ch. / Freq.
Channel				**23780**	**23790**	**23800**
Frequency (MHz)				**709**	**710**	**711**
10	QPSK	1	0	22.34	22.24	22.53
10	QPSK	1	24	22.48	22.42	22.33
10	QPSK	1	49	22.53	**22.80**	22.60
10	QPSK	25	0	21.45	21.39	21.39
10	QPSK	25	12	21.46	21.39	21.44
10	QPSK	25	24	21.48	21.51	21.50
10	QPSK	50	0	21.43	21.44	21.41
10	16QAM	1	0	21.22	21.41	21.42
10	16QAM	1	24	21.24	21.59	21.17
10	16QAM	1	49	21.55	21.70	21.62
10	16QAM	25	0	20.52	20.41	20.44
10	16QAM	25	12	20.39	20.36	20.28
10	16QAM	25	24	20.43	20.35	20.52
10	16QAM	50	0	20.51	20.47	20.39
Channel				**23755**	**23790**	**23825**
Frequency (MHz)				**706.5**	**710**	**713.5**
5	QPSK	1	0	22.32	22.22	22.37
5	QPSK	1	12	22.35	22.37	22.27
5	QPSK	1	24	22.40	22.38	22.49
5	QPSK	12	0	21.43	21.41	21.44
5	QPSK	12	6	21.43	21.47	21.44
5	QPSK	12	11	21.45	21.41	21.46
5	QPSK	25	0	21.45	21.42	21.41
5	16QAM	1	0	20.96	21.21	21.39
5	16QAM	1	12	20.99	21.23	21.49
5	16QAM	1	24	21.04	21.31	21.54
5	16QAM	12	0	20.44	20.41	20.45
5	16QAM	12	6	20.34	20.38	20.43
5	16QAM	12	11	20.39	20.54	20.37
5	16QAM	25	0	20.49	20.55	20.53

Note: Maximum average power for LTE.

3.2 Peak-to-Average Ratio

3.2.1 Description of the PAR Measurement

Power Complementary Cumulative Distribution Function (CCDF) curves provide a means for characterizing the power peaks of a digitally modulated signal on a statistical basis. A CCDF curve depicts the probability of the peak signal amplitude exceeding the average power level. Most contemporary measurement instrumentation include the capability to produce CCDF curves for an input signal provided that the instrument's resolution bandwidth can be set wide enough to accommodate the entire input signal bandwidth. In measuring transmissions in this band using an average power technique, the peak-to-average ratio (PAR) of the transmission may not exceed 13 dB.

3.2.2 Measuring Instruments

The measuring equipment is listed in the section 4 of this test report.

3.2.3 Test Procedures

1. The EUT was connected to spectrum and system simulator via a power divider.
2. Set the CCDF (Complementary Cumulative Distribution Function) option in spectrum analyzer.
3. The highest RF powers were measured and recorded the maximum PAPR level associated with a probability of 0.1 %.
4. Record the deviation as Peak to Average Ratio.

3.2.4 Test Setup

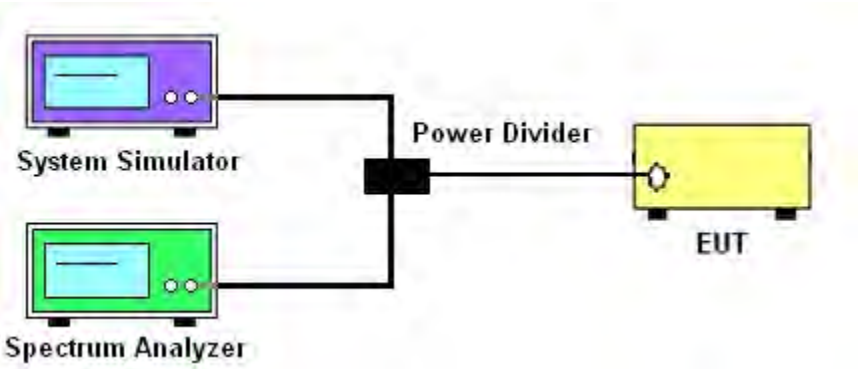

3.2.5 Test Result of Peak-to-Average Ratio

LTE Band 2				
BW [MHz]	Modulation	RB Size	RB Offset	Power (dBm) Middle Ch. / Freq.
Channel				18900
Frequency (MHz)				1880
20	16QAM	1	0	5.22
20	16QAM	100	0	5.77

LTE Band 4				
BW [MHz]	Modulation	RB Size	RB Offset	Power (dBm) Middle Ch. / Freq.
Channel				20175
Frequency (MHz)				1732.5
20	16QAM	1	0	6.49
20	16QAM	100	0	6.17

LTE Band 5				
BW [MHz]	Modulation	RB Size	RB Offset	Power (dBm) Middle Ch. / Freq.
Channel				20525
Frequency (MHz)				836.5
10	16QAM	1	0	5.83
10	16QAM	50	0	5.59

LTE Band 17				
BW [MHz]	Modulation	RB Size	RB Offset	Power (dBm) Middle Ch. / Freq.
Channel				23790
Frequency (MHz)				710
10	16QAM	1	0	5.83
10	16QAM	50	0	6.12

3.2.6 Peak to Average Power Ratio

Peak-to-Average Ratio on LTE Band 2

20MHz / 16QAM in Ch. 18900 (1RB Size)

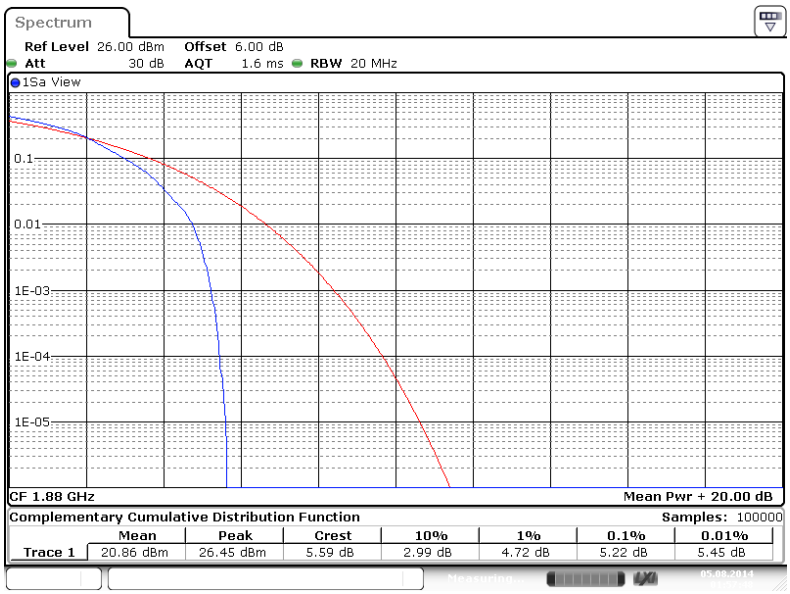

Date: 5.AUG.2014 01:57:48

Peak-to-Average Ratio on LTE Band 2

20MHz / 16QAM in Ch. 18900 (100RB Size)

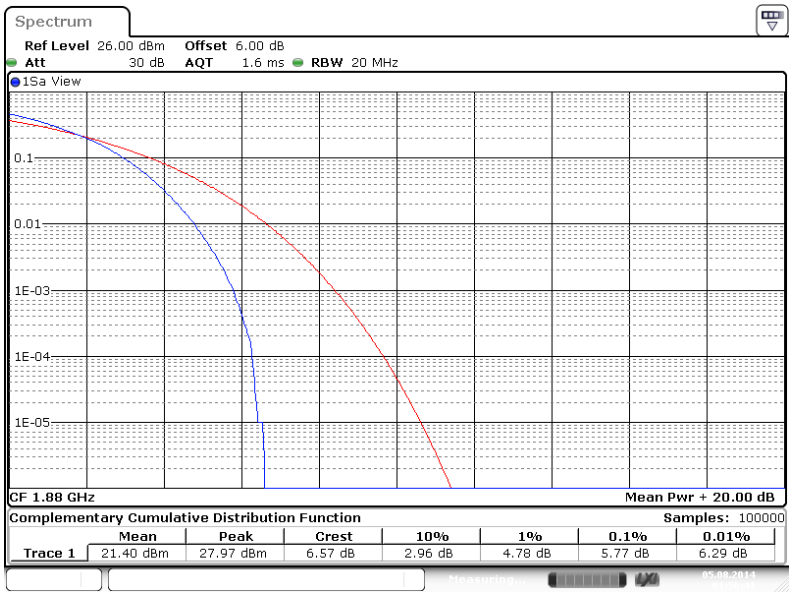

Date: 5.AUG.2014 01:56:41

Peak-to-Average Ratio on LTE Band 4

20MHz / 16QAM in Ch. 20175 (1RB Size)

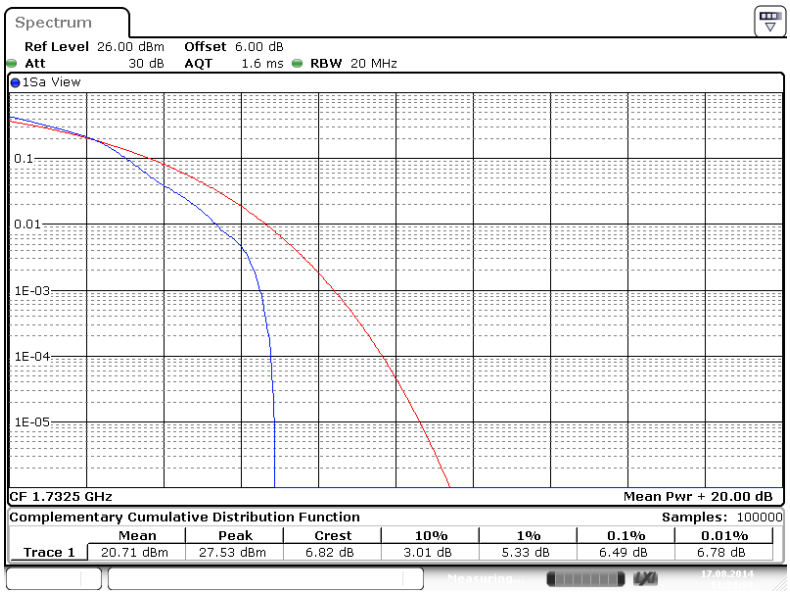

Date:17.AUG.2014 11:24:38

Peak-to-Average Ratio on LTE Band 4

20MHz / 16QAM in Ch. 20175 (100RB Size)

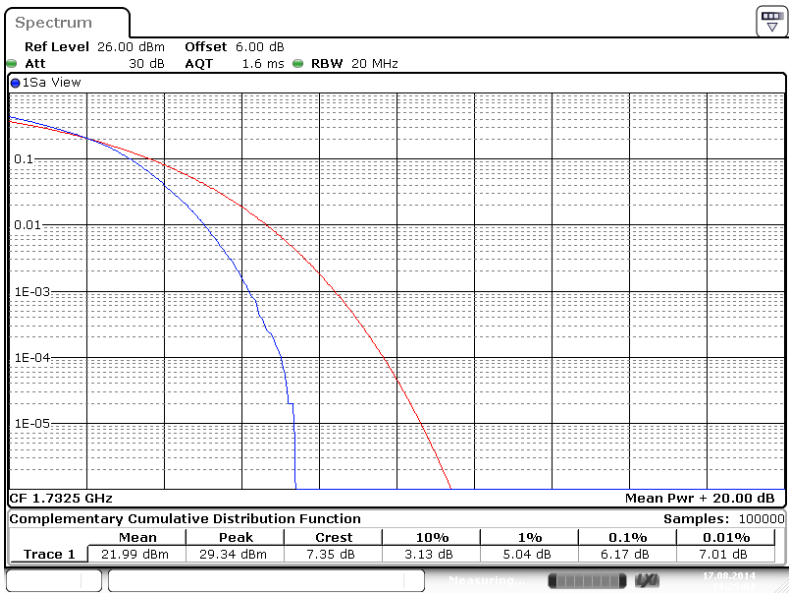

Date:17.AUG.2014 11:25:02

Peak-to-Average Ratio on LTE Band 5

10MHz / 16QAM in Ch. 20525 (1RB Size)

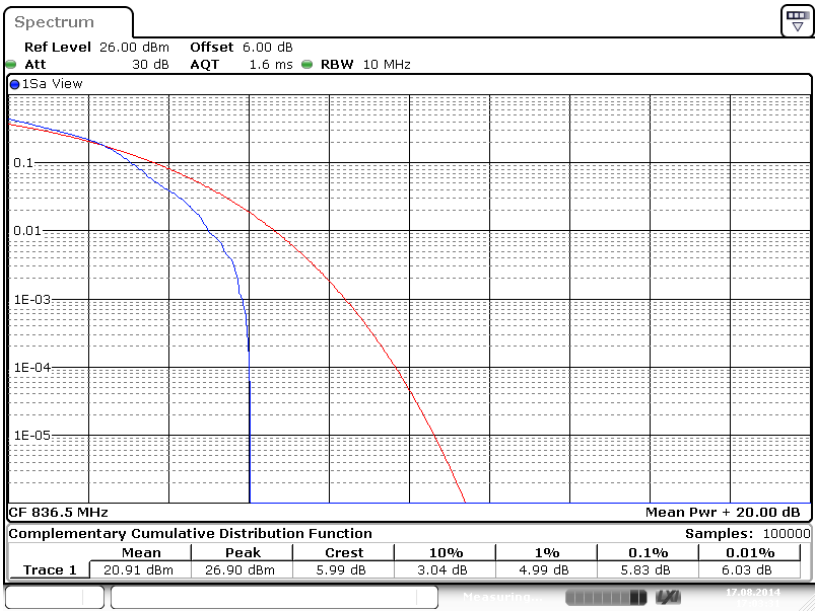

Date: 17.AUG.2014 17:03:31

Peak-to-Average Ratio on LTE Band 5

10MHz / 16QAM in Ch. 20525 (50RB Size)

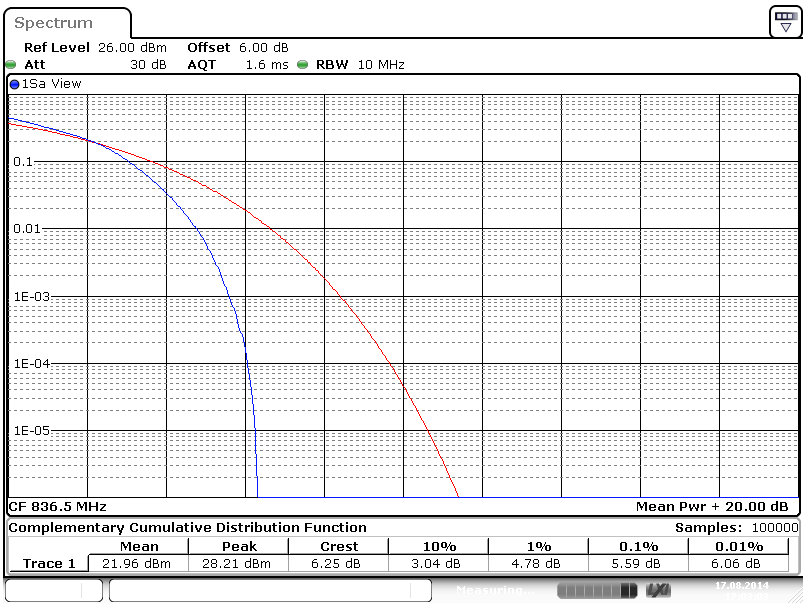

Date: 17.AUG.2014 17:03:03

Peak-to-Average Ratio on LTE Band 17

10MHz / 16QAM in Ch. 23790 (1RB Size)

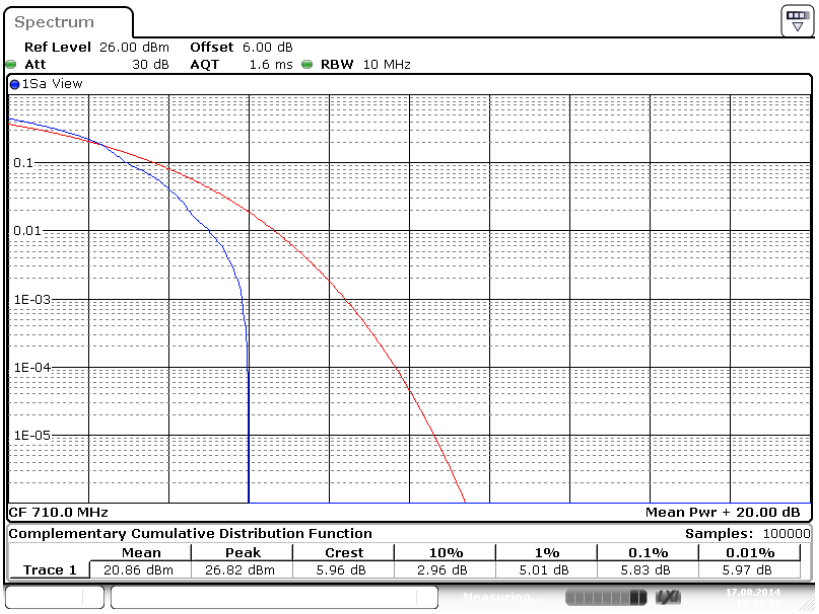

Date: 17 AUG 2014 13:33:47

Peak-to-Average Ratio on LTE Band 17

10MHz / 16QAM in Ch. 23790 (50RB Size)

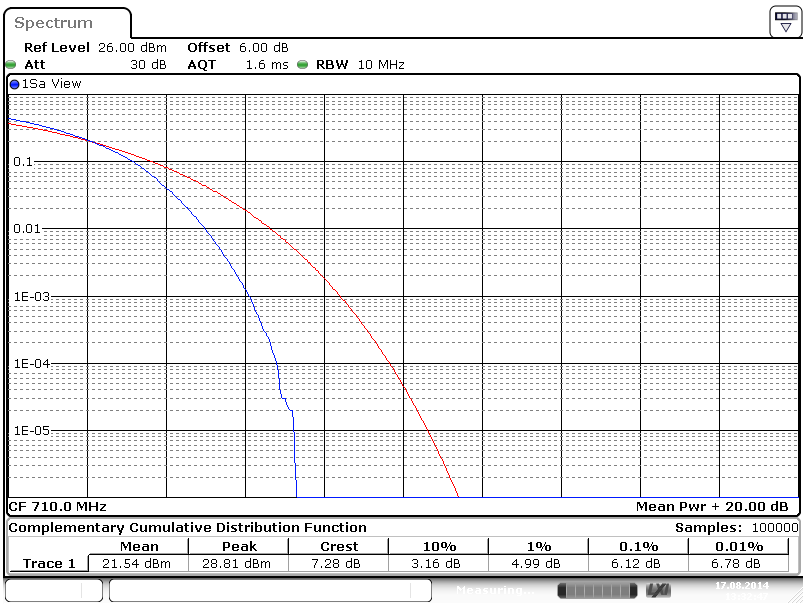

Date: 17 AUG 2014 13:32:48

3.3 Effective Radiated Power and Equivalent Isotropic Radiated Power Measurement

3.3.1 Description of the ERP/EIRP Measurement

Effective radiated power output measurements by substitution method according to ANSI / TIA / EIA-603-C-2004, and the spectrum analyzer configuration follows KDB 971168 D01 Power Meas. License Digital Systems v02r01. Mobile and portable (hand-held) stations operating are limited to average ERP of 7 watts with LTE band 5 and 3 watts with LTE band 17.

Equivalent isotropic radiated power output measurements by substitution method according to ANSI / TIA / EIA-603-C-2004, and the spectrum analyzer configuration follows KDB 971168 D01 Power Meas. License Digital Systems v02r01. Mobile and portable (hand-held) stations operating are limited to average EIRP of 2 watts with LTE band 2 and 1 watt with LTE band 4.

3.3.2 Measuring Instruments

The measuring equipment is listed in the section 4 of this test report.

3.3.3 Test Procedures

1. The EUT was placed on a turntable with 1.5 meter height in a fully anechoic chamber.
2. The EUT was set at 3 meters from the receiving antenna, which was mounted on the antenna tower.
3. The radiated emission at the fundamental frequency was measured at 3 m with a test antenna and a spectrum analyzer which used a channel power option across EUT's signal bandwidth per section 4.0 of KDB 971168 D01.
4. The table was rotated 360 degrees to determine the position of the highest radiated power.
5. The height of the receiving antenna is adjusted to look for the maximum ERP/EIRP.
6. Taking the record of maximum ERP/EIRP.
7. A dipole antenna was substituted in place of the EUT and was driven by a signal generator.
8. The conducted power at the terminal of the dipole antenna is measured.
9. Repeat step 3 to step 5 to get the maximum ERP/EIRP of the substitution antenna.
10. ERP/EIRP = Ps + Et – Es + Gs = Ps + Rt – Rs + Gs
    Ps (dBm)：Input power to substitution antenna.
    Gs (dBi or dBd)：Substitution antenna Gain.
    Et = Rt + AF
    Es = Rs + AF
    AF (dB/m)：Receive antenna factor
    Rt：The highest received signal in spectrum analyzer for EUT.
    Rs：The highest received signal in spectrum analyzer for substitution antenna.

3.3.4 Test Setup

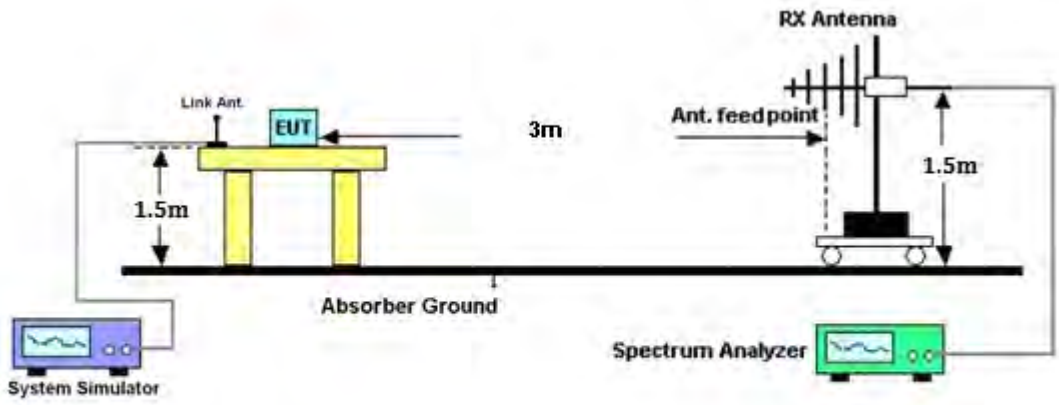

3.3.5 Test Result of ERP/EIRP

LTE Band 2 Radiated Power EIRP								
LTE Band	Channel BW (MHz)	Modulation	RB Configuration		Freq. (MHz)	EIRP (dBm)	EIRP (W)	H/V
			RB Size	RB Offset				
2	1.4	QPSK	1	5	1850.7	21.00	0.1259	H
2	1.4	QPSK	1	5	1880	21.62	0.1452	H
2	1.4	QPSK	1	5	1909.3	22.15	0.1641	H
2	1.4	QPSK	1	5	1850.7	21.15	0.1303	V
2	1.4	QPSK	1	5	1880	21.73	0.1489	V
2	1.4	QPSK	1	5	1909.3	22.46	0.1762	V
2	1.4	16QAM	3	0	1850.7	19.76	0.0946	H
2	1.4	16QAM	3	0	1880	20.49	0.1119	H
2	1.4	16QAM	3	0	1909.3	21.02	0.1265	H
2	1.4	16QAM	3	0	1850.7	19.91	0.0979	V
2	1.4	16QAM	3	0	1880	20.46	0.1112	V
2	1.4	16QAM	3	0	1909.3	21.31	0.1352	V
2	20	QPSK	1	0	1860	20.12	0.1028	H
2	20	QPSK	1	0	1880	21.80	0.1514	H
2	20	QPSK	1	0	1900	21.70	0.1479	H
2	20	QPSK	1	0	1860	19.90	0.0977	V
2	20	QPSK	1	0	1880	21.61	0.1449	V
2	20	QPSK	1	0	1900	21.86	0.1535	V
2	20	16QAM	1	49	1860	20.02	0.1005	H
2	20	16QAM	1	0	1880	20.56	0.1138	H
2	20	16QAM	1	0	1900	20.72	0.1180	H
2	20	16QAM	1	49	1860	20.10	0.1023	V
2	20	16QAM	1	0	1880	20.45	0.1109	V
2	20	16QAM	1	0	1900	20.85	0.1216	V

LTE Band 4 Radiated Power EIRP								
LTE Band	Channel BW (MHz)	Modulation	RB Configuration		Freq. (MHz)	EIRP (dBm)	EIRP (W)	H/V
			RB Size	RB Offset				
4	1.4	QPSK	3	0	1710.7	17.81	0.0604	H
4	1.4	QPSK	3	0	1732.5	18.64	0.0731	H
4	1.4	QPSK	3	0	1754.3	19.11	0.0815	H
4	1.4	QPSK	3	0	1710.7	17.88	0.0614	V
4	1.4	QPSK	3	0	1732.5	18.78	0.0755	V
4	1.4	QPSK	3	0	1754.3	19.40	0.0871	V
4	1.4	16QAM	1	2	1710.7	18.86	0.0769	H
4	1.4	16QAM	1	2	1732.5	20.06	0.1014	H
4	1.4	16QAM	1	2	1754.3	20.31	0.1074	H
4	1.4	16QAM	1	2	1710.7	19.31	0.0853	V
4	1.4	16QAM	1	2	1732.5	20.07	0.1016	V
4	1.4	16QAM	1	2	1754.3	20.47	0.1114	V
4	20	QPSK	1	0	1720	19.08	0.0809	H
4	20	QPSK	1	0	1732.5	20.04	0.1009	H
4	20	QPSK	1	0	1745	19.36	0.0863	H
4	20	QPSK	1	0	1720	19.41	0.0873	V
4	20	QPSK	1	0	1732.5	20.02	0.1005	V
4	20	QPSK	1	0	1745	19.47	0.0885	V
4	20	16QAM	1	0	1720	19.12	0.0817	H
4	20	16QAM	1	0	1732.5	19.16	0.0824	H
4	20	16QAM	1	0	1745	19.31	0.0853	H
4	20	16QAM	1	0	1720	19.32	0.0855	V
4	20	16QAM	1	0	1732.5	19.30	0.0851	V
4	20	16QAM	1	0	1745	19.53	0.0897	V

LTE Band 5 Radiated Power ERP								
LTE Band	Channel BW (MHz)	Modulation	RB Configuration		Freq. (MHz)	ERP (dBm)	ERP (W)	H/V
			RB Size	RB Offset				
5	1.4	QPSK	1	5	824.7	17.42	0.0552	H
5	1.4	QPSK	1	5	836.5	16.40	0.0437	H
5	1.4	QPSK	1	5	848.3	16.37	0.0434	H
5	1.4	QPSK	1	5	824.7	9.26	0.0084	V
5	1.4	QPSK	1	5	836.5	9.30	0.0085	V
5	1.4	QPSK	1	5	848.3	7.37	0.0055	V
5	1.4	16QAM	1	0	824.7	16.54	0.0451	H
5	1.4	16QAM	1	0	836.5	15.49	0.0354	H
5	1.4	16QAM	1	0	848.3	15.30	0.0339	H
5	1.4	16QAM	1	0	824.7	8.17	0.0066	V
5	1.4	16QAM	1	0	836.5	8.34	0.0068	V
5	1.4	16QAM	1	0	848.3	6.41	0.0044	V
5	10	QPSK	1	0	829	17.66	0.0583	H
5	10	QPSK	1	0	836.5	16.97	0.0498	H
5	10	QPSK	1	0	844	16.39	0.0436	H
5	10	QPSK	1	0	829	9.46	0.0088	V
5	10	QPSK	1	0	836.5	9.31	0.0085	V
5	10	QPSK	1	0	844	9.14	0.0082	V
5	10	16QAM	1	49	829	15.61	0.0364	H
5	10	16QAM	1	49	836.5	15.25	0.0335	H
5	10	16QAM	1	49	844	15.22	0.0333	H
5	10	16QAM	1	49	829	8.32	0.0068	V
5	10	16QAM	1	49	836.5	7.85	0.0061	V
5	10	16QAM	1	49	844	6.16	0.0041	V

LTE Band 17 Radiated Power ERP								
LTE Band	Channel BW (MHz)	Modulation	RB Configuration		Freq. (MHz)	ERP (dBm)	ERP (W)	H/V
			RB Size	RB Offset				
17	5	QPSK	1	24	706.5	17.15	0.0519	H
17	5	QPSK	1	24	710	17.08	0.0511	H
17	5	QPSK	1	24	713.5	16.22	0.0419	H
17	5	QPSK	1	24	706.5	4.80	0.0030	V
17	5	QPSK	1	24	710	5.12	0.0033	V
17	5	QPSK	1	24	713.5	3.97	0.0025	V
17	5	16QAM	1	24	706.5	15.86	0.0385	H
17	5	16QAM	1	24	710	15.82	0.0382	H
17	5	16QAM	1	24	713.5	15.62	0.0365	H
17	5	16QAM	1	24	706.5	3.46	0.0022	V
17	5	16QAM	1	24	710	3.88	0.0024	V
17	5	16QAM	1	24	713.5	3.44	0.0022	V
17	10	QPSK	1	49	709	16.74	0.0472	H
17	10	QPSK	1	49	710	16.31	0.0428	H
17	10	QPSK	1	49	711	16.25	0.0422	H
17	10	QPSK	1	49	709	4.71	0.0030	V
17	10	QPSK	1	49	710	4.20	0.0026	V
17	10	QPSK	1	49	711	4.02	0.0025	V
17	10	16QAM	1	49	709	15.91	0.0390	H
17	10	16QAM	1	49	710	15.82	0.0382	H
17	10	16QAM	1	49	711	15.81	0.0381	H
17	10	16QAM	1	49	709	3.86	0.0024	V
17	10	16QAM	1	49	710	3.72	0.0024	V
17	10	16QAM	1	49	711	3.59	0.0023	V

3.4 99% Occupied Bandwidth and 26dB Bandwidth Measurement

3.4.1 Description of 99% Occupied Bandwidth and 26dB Bandwidth Measurement

The occupied bandwidth is the width of a frequency band such that, below the lower and above the upper frequency limits, the mean powers emitted are each equal to a specified percentage 0.5% of the total mean transmitted power.

The 26 dB emission bandwidth is defined as the frequency range between two points, one above and one below the carrier frequency, at which the spectral density of the emission is attenuated 26 dB below the maximum in-band spectral density of the modulated signal. Spectral density (power per unit bandwidth) is to be measured with a detector of resolution bandwidth equal to approximately 1.0% of the emission bandwidth.

3.4.2 Measuring Instruments

The measuring equipment is listed in the section 4 of this test report.

3.4.3 Test Procedures

1. The EUT was connected to spectrum analyzer and system simulator via a power divider.
2. The 26dB and 99% occupied bandwidth (BW) of the middle channel for the highest RF power with full RB sizes were measured.

3.4.4 Test Setup

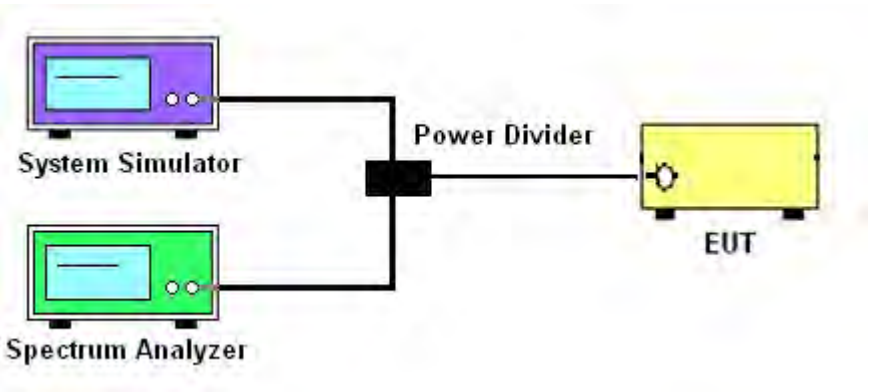

3.4.5 Test Result of 99% Occupied Bandwidth and 26dB Bandwidth

Modes	LTE Band 2			
BW / Mod.	1.4MHz / QPSK	1.4MHz / 16QAM	3MHz / QPSK	3MHz / 16QAM
99% OBW (MHz)	1.097	1.105	2.727	2.721
26dB BW (MHz)	1.329	1.312	3.039	3.045
BW / Mod.	5MHz / QPSK	5MHz / 16QAM	10MHz / QPSK	10MHz / 16QAM
99% OBW (MHz)	4.496	4.486	9.051	8.991
26dB BW (MHz)	5.035	5.035	10.010	10.010
BW / Mod.	15MHz / QPSK	15MHz / 16QAM	20MHz / QPSK	20MHz / 16QAM
99% OBW (MHz)	13.457	13.427	18.342	18.222
26dB BW (MHz)	14.715	14.715	20.460	20.260

Modes	LTE Band 4			
BW / Mod.	1.4MHz / QPSK	1.4MHz / 16QAM	3MHz / QPSK	3MHz / 16QAM
99% OBW (MHz)	1.097	1.094	2.721	2.721
26dB BW (MHz)	1.287	1.287	3.039	3.045
BW / Mod.	5MHz / QPSK	5MHz / 16QAM	10MHz / QPSK	10MHz / 16QAM
99% OBW (MHz)	4.486	4.486	9.051	9.031
26dB BW (MHz)	5.025	5.035	10.050	9.830
BW / Mod.	15MHz / QPSK	15MHz / 16QAM	20MHz / QPSK	20MHz / 16QAM
99% OBW (MHz)	13.457	13.487	18.302	18.302
26dB BW (MHz)	14.715	14.715	20.460	20.220

Modes	LTE Band 5			
BW / Mod.	1.4MHz / QPSK	1.4MHz / 16QAM	3MHz / QPSK	3MHz / 16QAM
99% OBW (MHz)	1.097	1.097	2.727	2.715
26dB BW (MHz)	1.278	1.301	3.039	3.045
BW / Mod.	5MHz / QPSK	5MHz / 16QAM	10MHz / QPSK	10MHz / 16QAM
99% OBW (MHz)	4.496	4.486	9.111	9.031
26dB BW (MHz)	5.025	4.985	10.010	9.970

Modes	LTE Band 17			
BW / Mod.	5MHz / QPSK	5MHz / 16QAM	10MHz / QPSK	10MHz / 16QAM
99% OBW (MHz)	4.486	4.496	9.011	8.951
26dB BW (MHz)	5.035	5.025	9.990	9.950

Note:

The maximum RB configurations of the 99% Occupied Bandwidth and 26dB Bandwidth summary as below:

BW1.4MHz RB setting：RB Size 6, RB offset 0

BW3.0MHz RB setting：RB Size 15, RB offset 0

BW5.0MHz RB setting：RB Size 25, RB offset 0

BW10MHz RB setting：RB Size 50, RB offset 0

BW15MHz RB setting：RB Size 75, RB offset 0

BW20MHz RB setting：RB Size 100, RB offset 0

3.4.6 Test Result (Plots) of 99% Occupied Bandwidth and 26dB Bandwidth

Band :	LTE Band 2	BW / Mod. :	1.4MHz / QPSK

99% Occupied Bandwidth Plot on Channel 18900

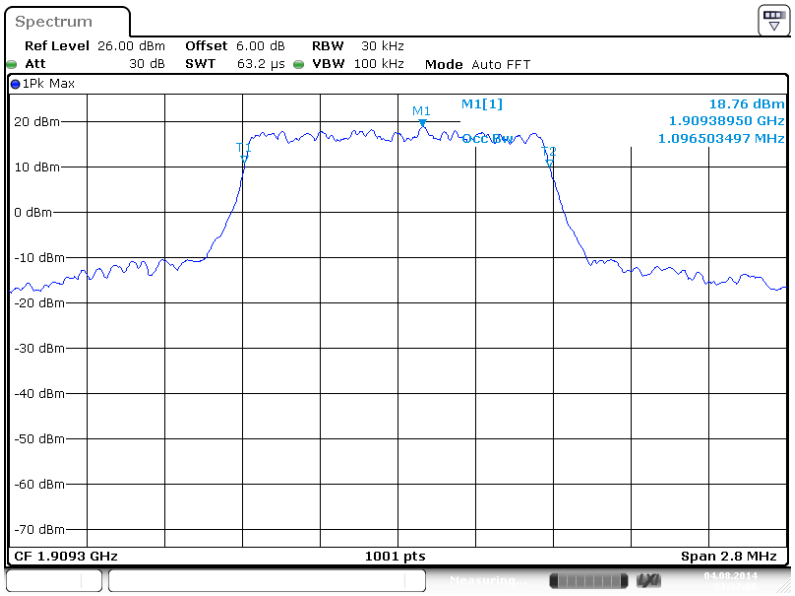

Date:4 AUG 2014 23:32:07

26dB Bandwidth Plot on Channel 18900

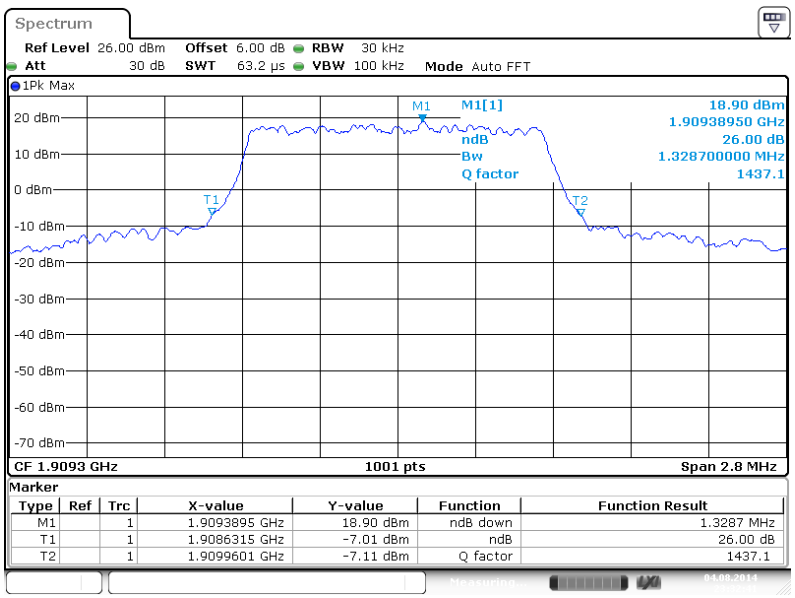

Date:4 AUG 2014 23:32:41

Band :	LTE Band 2	BW / Mod. :	1.4MHz / 16QAM

99% Occupied Bandwidth Plot on Channel 18900

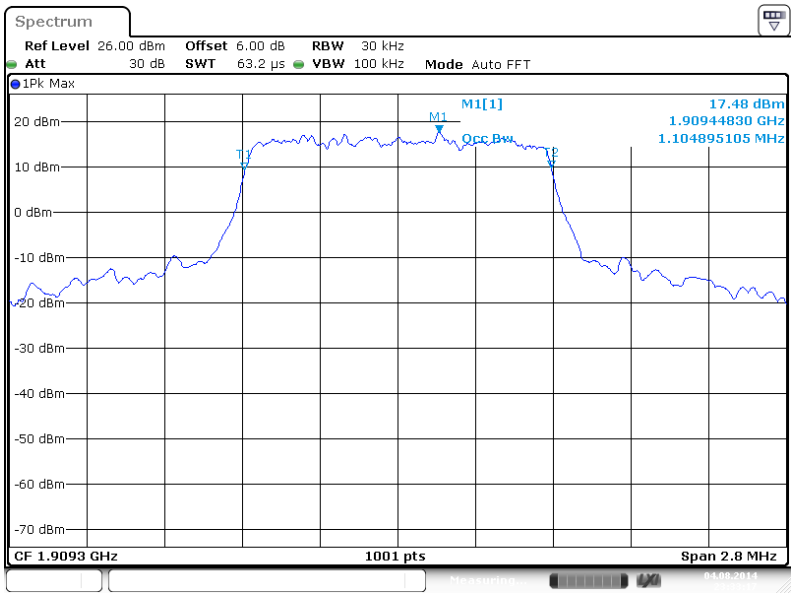

Date:4 AUG 2014 23:33:18

26dB Bandwidth Plot on Channel 18900

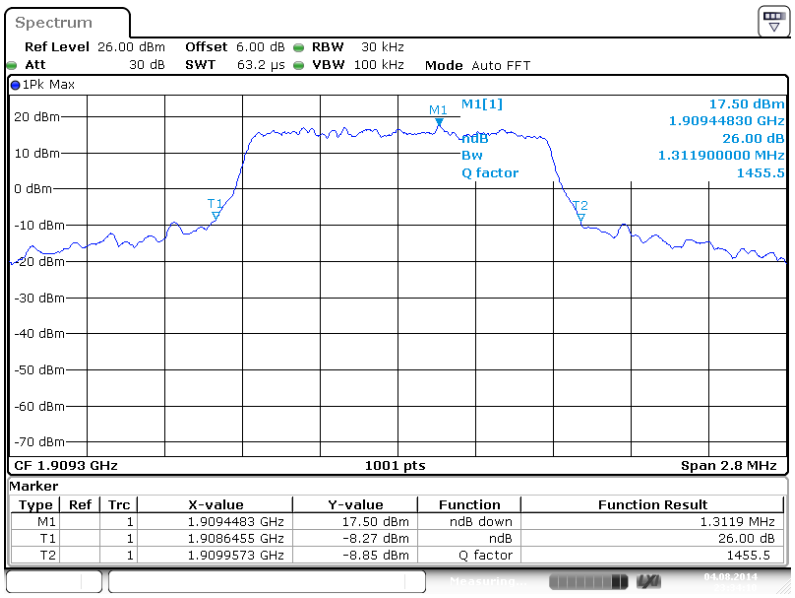

Marker

Type	Ref	Trc	X-value	Y-value	Function	Function Result
M1		1	1.9094483 GHz	17.50 dBm	ndB down	1.3119 MHz
T1		1	1.9086455 GHz	-8.27 dBm	ndB	26.00 dB
T2		1	1.9099573 GHz	-8.85 dBm	Q factor	1455.5

Date:4 AUG 2014 23:34:10

Band :	LTE Band 2	BW / Mod. :	3MHz / QPSK

99% Occupied Bandwidth Plot on Channel 18900

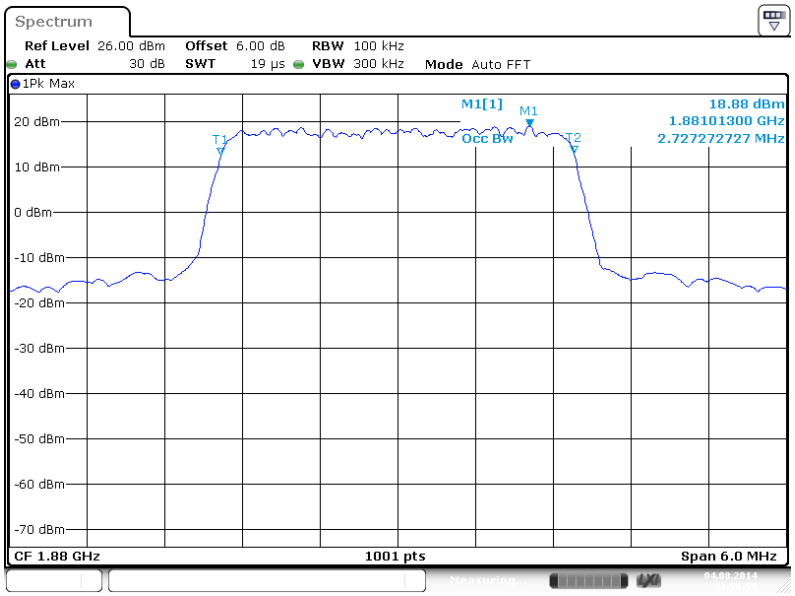

Date:5.AUG.2014 00:00:00

26dB Bandwidth Plot on Channel 18900

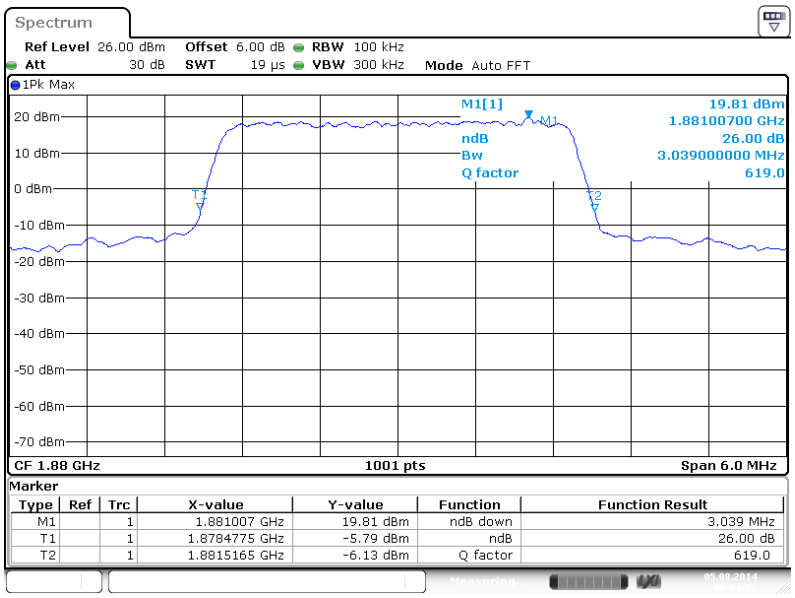

Marker

Type	Ref	Trc	X-value	Y-value	Function	Function Result
M1		1	1.881007 GHz	19.81 dBm	ndB down	3.039 MHz
T1		1	1.8784775 GHz	-5.79 dBm	ndB	26.00 dB
T2		1	1.8815165 GHz	-6.13 dBm	Q factor	619.0

Date:5.AUG.2014 00:01:52

Band :	LTE Band 2	BW / Mod. :	3MHz / 16QAM

99% Occupied Bandwidth Plot on Channel 18900

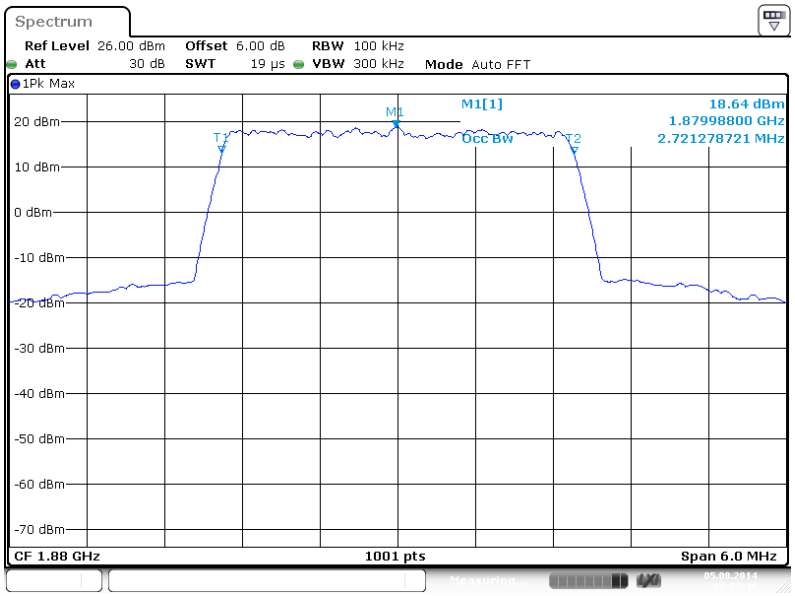

Date:5.AUG.2014 00:02:46

26dB Bandwidth Plot on Channel 18900

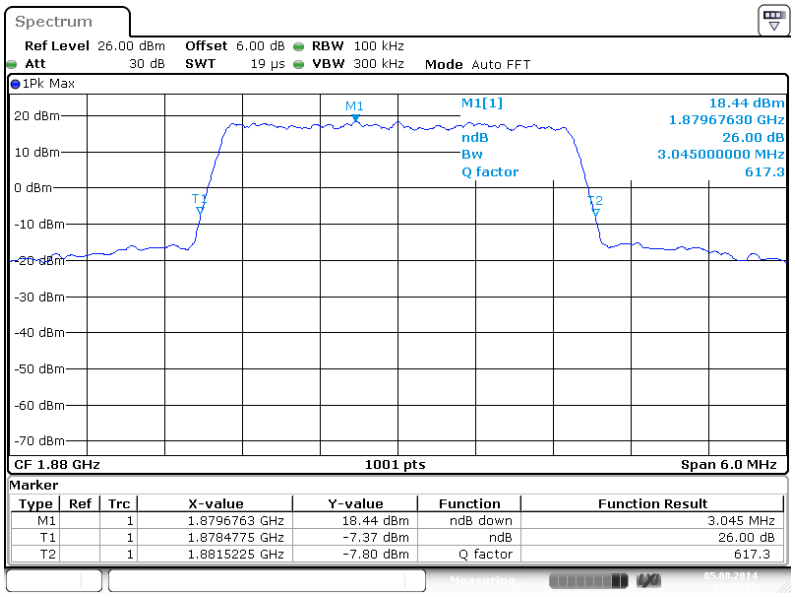

Date:5.AUG.2014 00:03:07

Band :	LTE Band 2	BW / Mod. :	5MHz / QPSK

99% Occupied Bandwidth Plot on Channel 18900

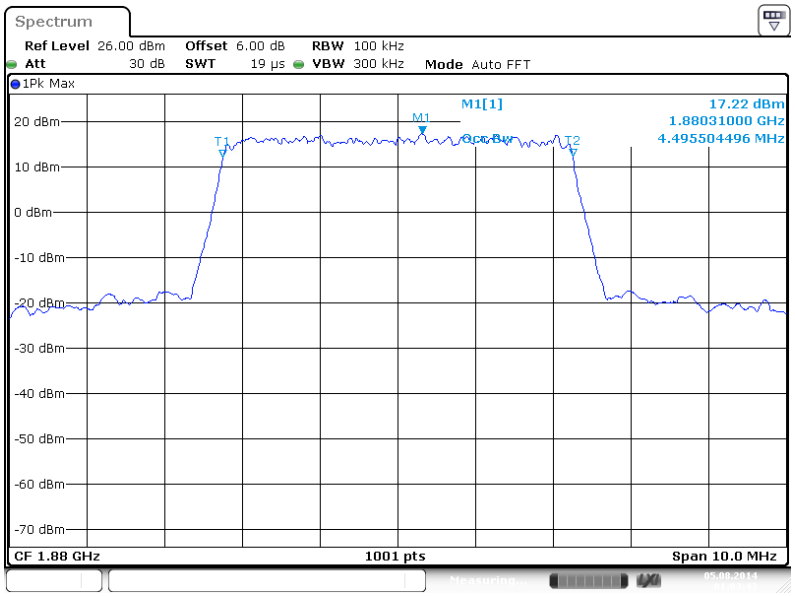

Date:5.AUG.2014 01:03:43

26dB Bandwidth Plot on Channel 18900

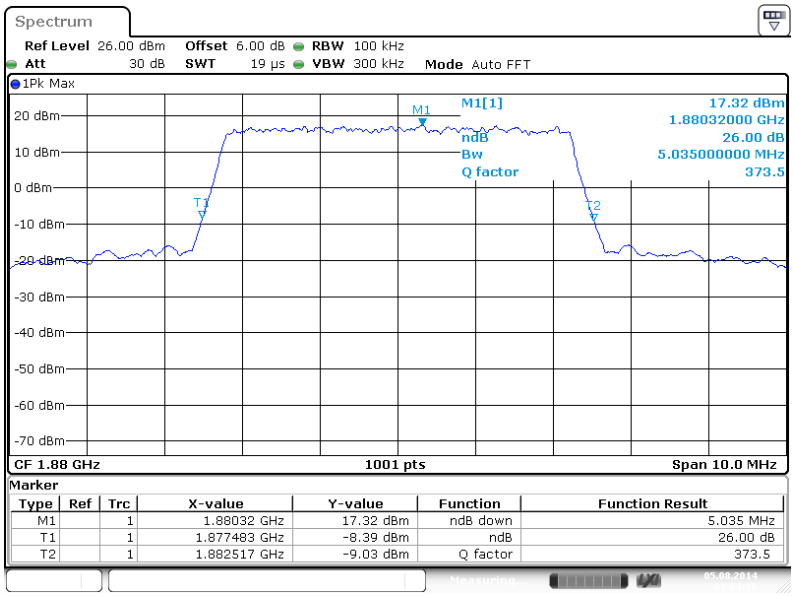

Marker

Type	Ref	Trc	X-value	Y-value	Function	Function Result
M1		1	1.88032 GHz	17.32 dBm	ndB down	5.035 MHz
T1		1	1.877483 GHz	-8.39 dBm	ndB	26.00 dB
T2		1	1.882517 GHz	-9.03 dBm	Q factor	373.5

Date:5.AUG.2014 01:04:16

Band :	LTE Band 2	BW / Mod. :	5MHz / 16QAM

99% Occupied Bandwidth Plot on Channel 18900

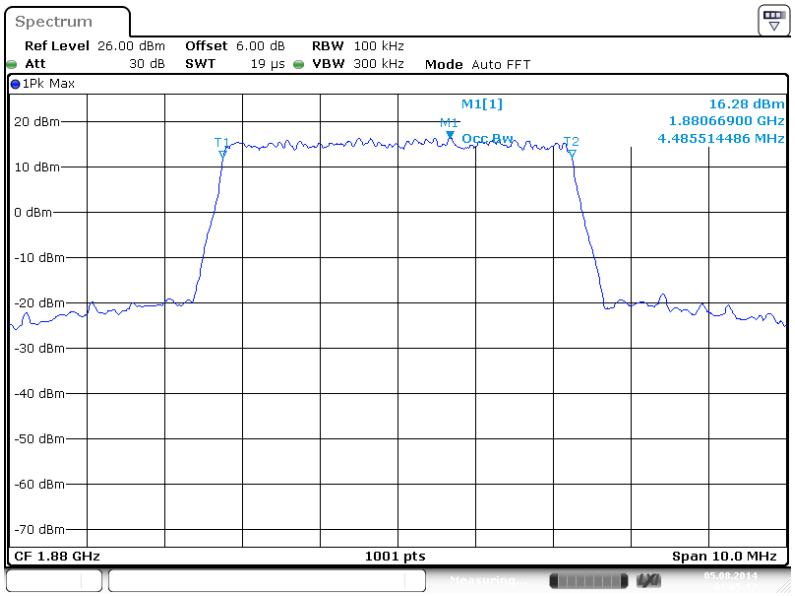

Date:5.AUG.2014 01:05:12

26dB Bandwidth Plot on Channel 18900

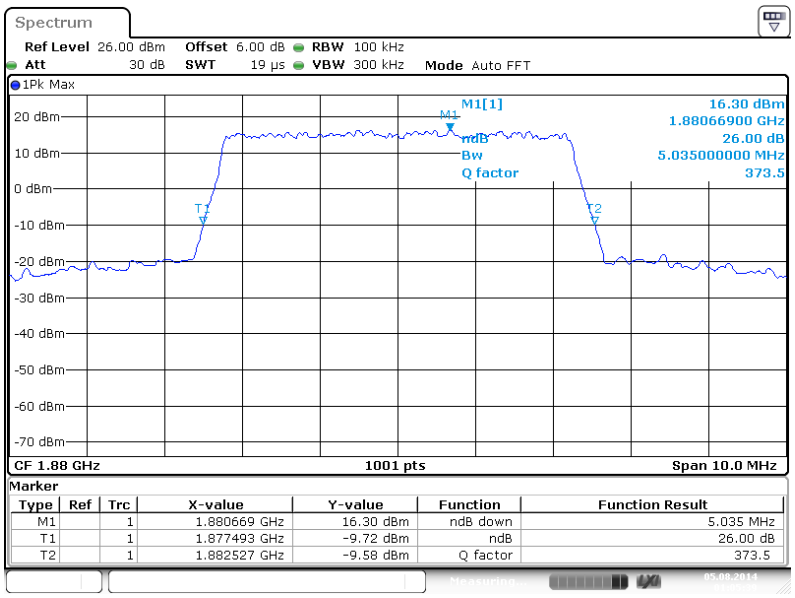

Marker

Type	Ref	Trc	X-value	Y-value	Function	Function Result
M1		1	1.880669 GHz	16.30 dBm	ndB down	5.035 MHz
T1		1	1.877493 GHz	-9.72 dBm	ndB	26.00 dB
T2		1	1.882527 GHz	-9.58 dBm	Q factor	373.5

Date:5.AUG.2014 01:05:39

Band :	LTE Band 2	BW / Mod. :	10MHz / QPSK

99% Occupied Bandwidth Plot on Channel 18900

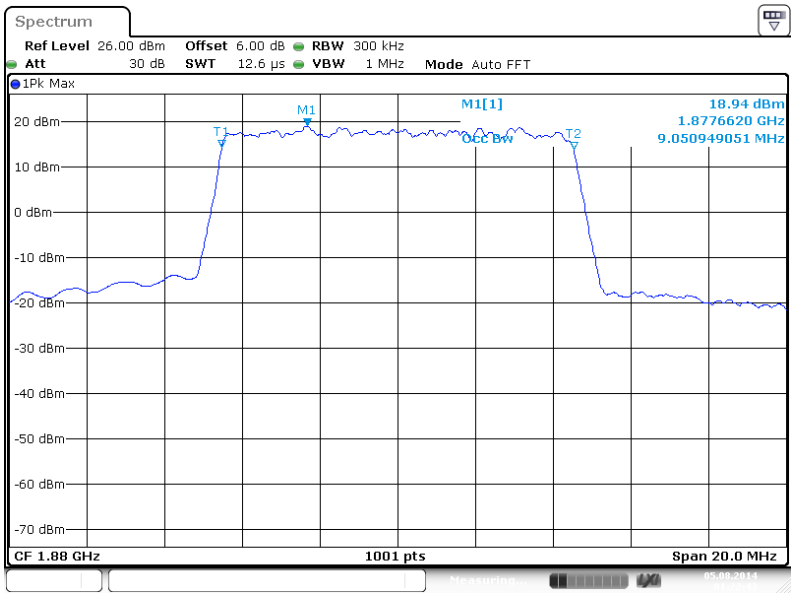

Date:5.AUG.2014 01:22:43

26dB Bandwidth Plot on Channel 18900

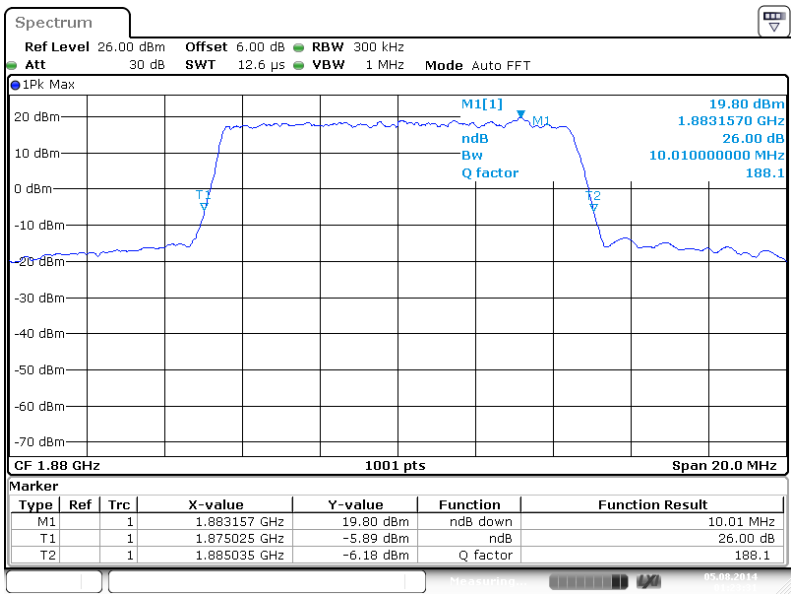

Marker

Type	Ref	Trc	X-value	Y-value	Function	Function Result
M1		1	1.883157 GHz	19.80 dBm	ndB down	10.01 MHz
T1		1	1.875025 GHz	-5.89 dBm	ndB	26.00 dB
T2		1	1.885035 GHz	-6.18 dBm	Q factor	188.1

Date:5.AUG.2014 01:23:31

Band :	LTE Band 2	BW / Mod. :	10MHz / 16QAM

99% Occupied Bandwidth Plot on Channel 18900

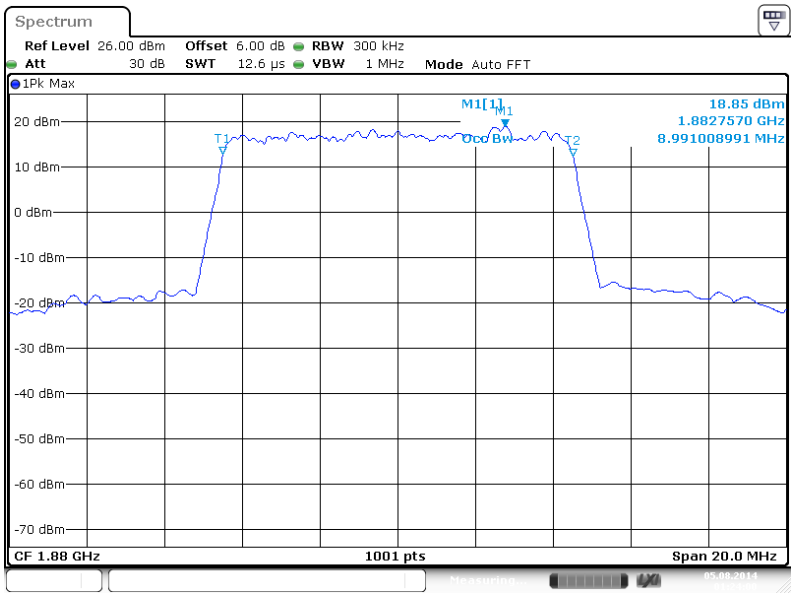

Date:5.AUG.2014 01:24:00

26dB Bandwidth Plot on Channel 18900

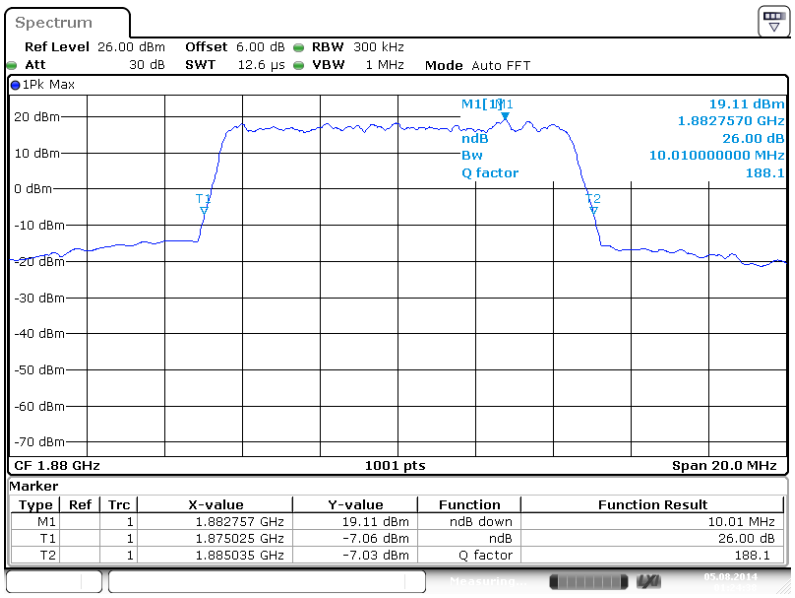

Marker

Type	Ref	Trc	X-value	Y-value	Function	Function Result
M1		1	1.882757 GHz	19.11 dBm	ndB down	10.01 MHz
T1		1	1.875025 GHz	-7.06 dBm	ndB	26.00 dB
T2		1	1.885035 GHz	-7.03 dBm	Q factor	188.1

Date:5.AUG.2014 01:24:39

Band :	LTE Band 2	BW / Mod. :	15MHz / QPSK

99% Occupied Bandwidth Plot on Channel 18900

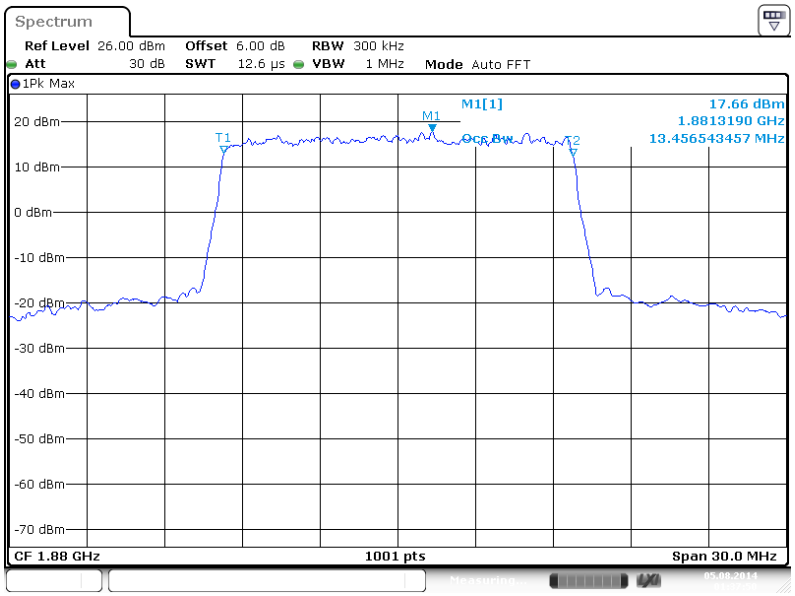

Date:5.AUG.2014 01:37:51

26dB Bandwidth Plot on Channel 18900

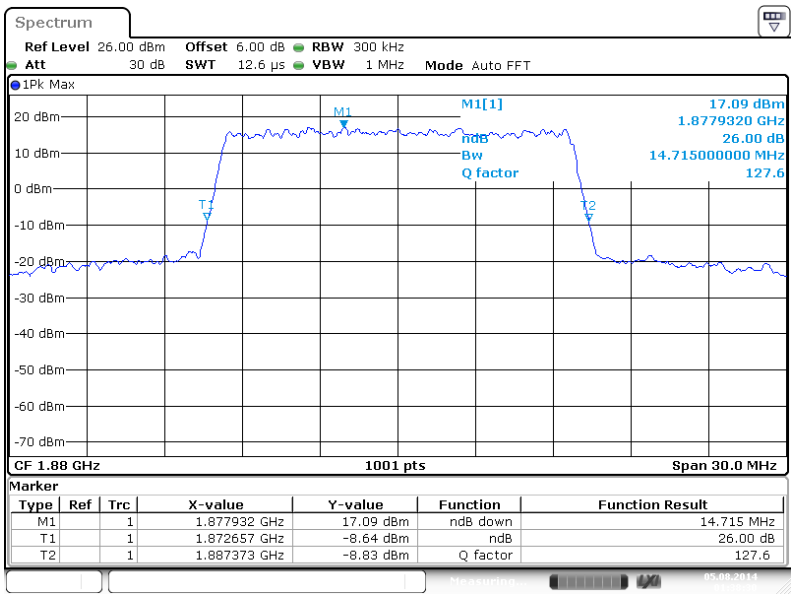

Marker

Type	Ref	Trc	X-value	Y-value	Function	Function Result
M1		1	1.877932 GHz	17.09 dBm	ndB down	14.715 MHz
T1		1	1.872657 GHz	-8.64 dBm	ndB	26.00 dB
T2		1	1.887373 GHz	-8.83 dBm	Q factor	127.6

Date:5.AUG.2014 01:38:30

Band :	LTE Band 2	BW / Mod. :	15MHz / 16QAM

99% Occupied Bandwidth Plot on Channel 18900

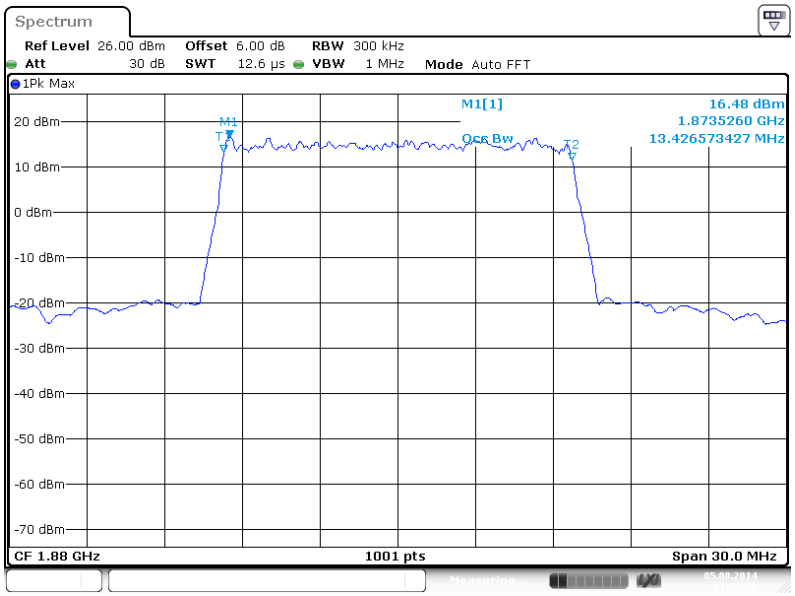

Date:5.AUG.2014 01:39:28

26dB Bandwidth Plot on Channel 18900

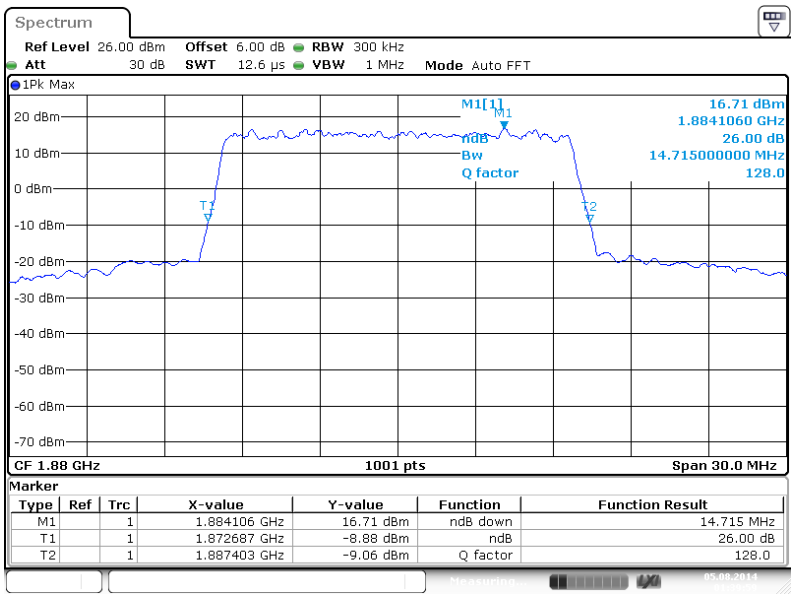

Marker

Type	Ref	Trc	X-value	Y-value	Function	Function Result
M1		1	1.884106 GHz	16.71 dBm	ndB down	14.715 MHz
T1		1	1.872687 GHz	-8.88 dBm	ndB	26.00 dB
T2		1	1.887403 GHz	-9.06 dBm	Q factor	128.0

Date:5.AUG.2014 01:39:59

Band :	LTE Band 2	BW / Mod. :	20MHz / QPSK

99% Occupied Bandwidth Plot on Channel 18900

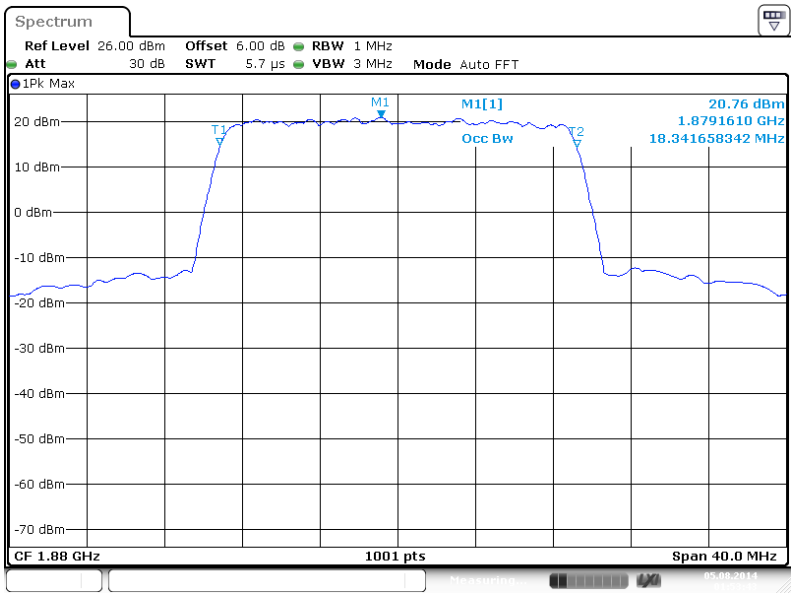

Date:5.AUG.2014 01:53:42

26dB Bandwidth Plot on Channel 18900

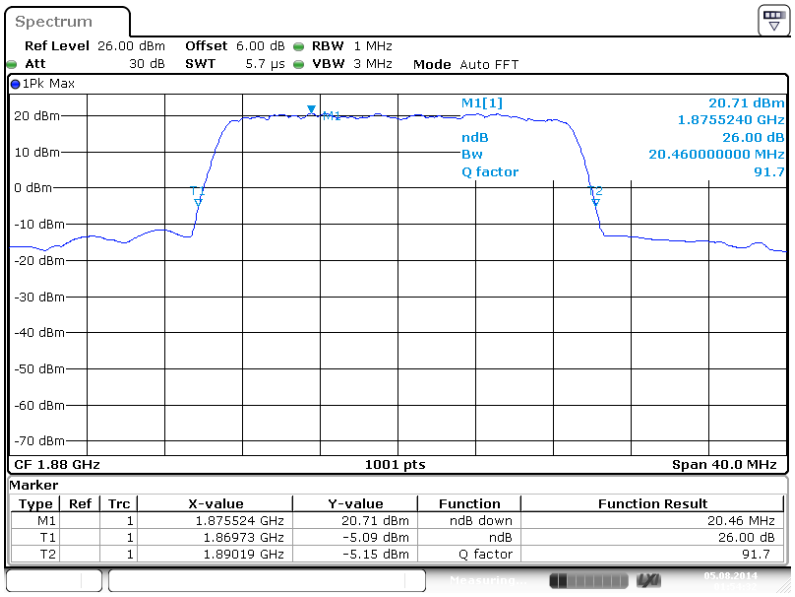

Marker

Type	Ref	Trc	X-value	Y-value	Function	Function Result
M1		1	1.875524 GHz	20.71 dBm	ndB down	20.46 MHz
T1		1	1.86973 GHz	-5.09 dBm	ndB	26.00 dB
T2		1	1.89019 GHz	-5.15 dBm	Q factor	91.7

Date:5.AUG.2014 01:54:32

Band :	LTE Band 2	BW / Mod. :	20MHz / 16QAM

99% Occupied Bandwidth Plot on Channel 18900

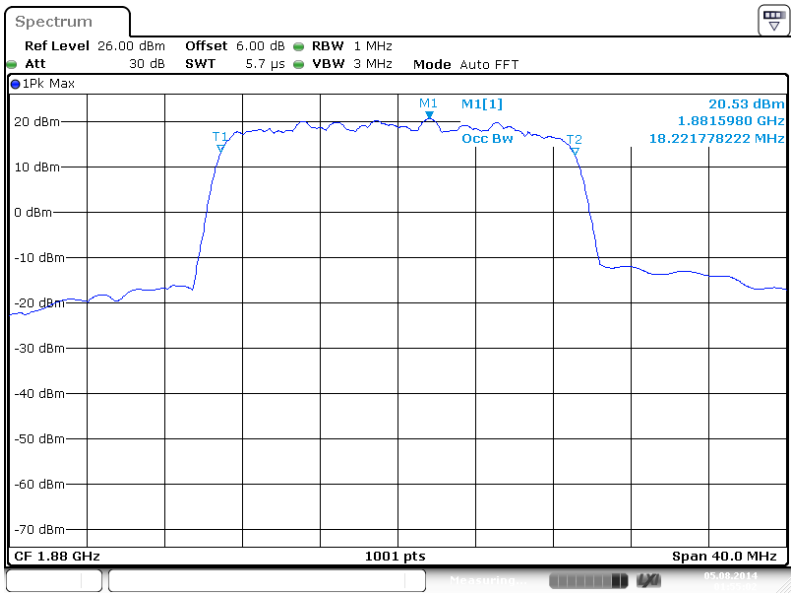

Date:5.AUG.2014 01:55:02

26dB Bandwidth Plot on Channel 18900

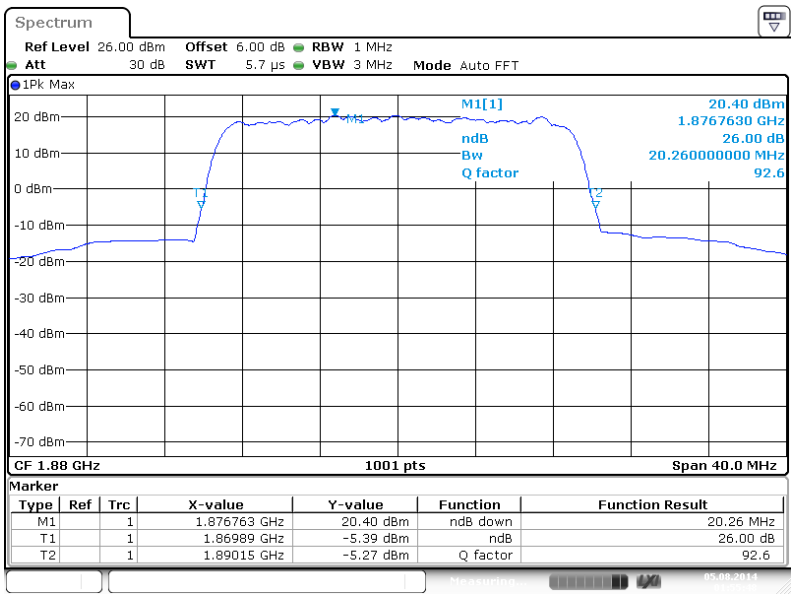

Marker

Type	Ref	Trc	X-value	Y-value	Function	Function Result
M1		1	1.876763 GHz	20.40 dBm	ndB down	20.26 MHz
T1		1	1.86989 GHz	-5.39 dBm	ndB	26.00 dB
T2		1	1.89015 GHz	-5.27 dBm	Q factor	92.6

Date:5.AUG.2014 01:55:48

Band :	LTE Band 4	BW / Mod. :	1.4MHz / QPSK

99% Occupied Bandwidth Plot on Channel 20175

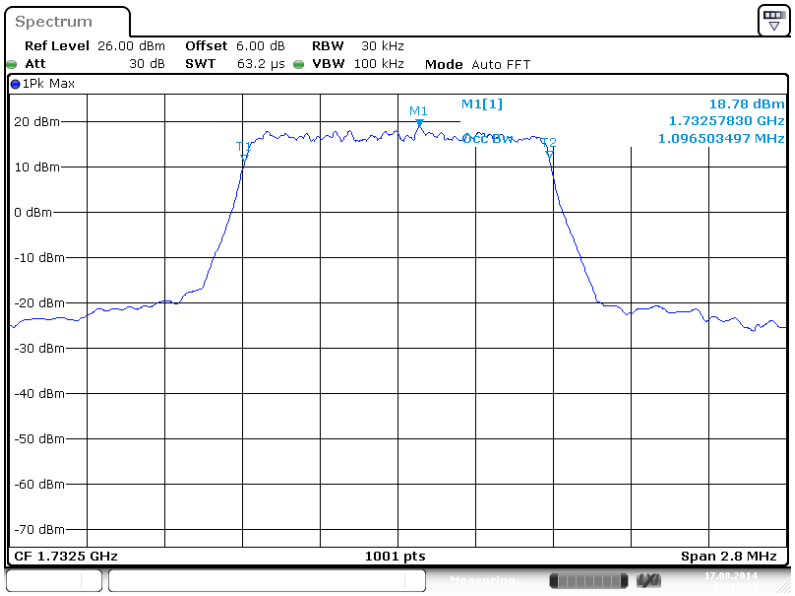

Date:17.AUG.2014 09:19:24

26dB Bandwidth Plot on Channel 20175

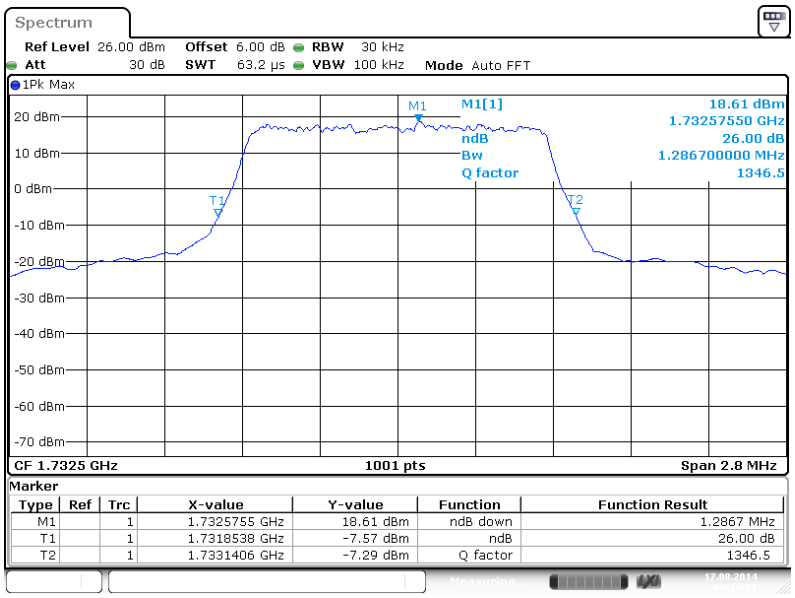

Date:17.AUG.2014 09:19:51

Band :	LTE Band 4	BW / Mod. :	1.4MHz / 16QAM

99% Occupied Bandwidth Plot on Channel 20175

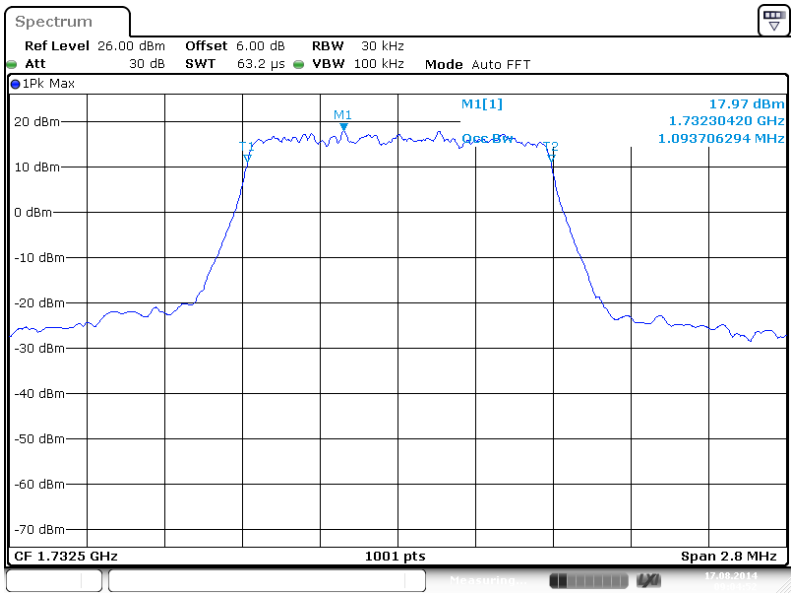

Date:17 AUG 2014 09:04:52

26dB Bandwidth Plot on Channel 20175

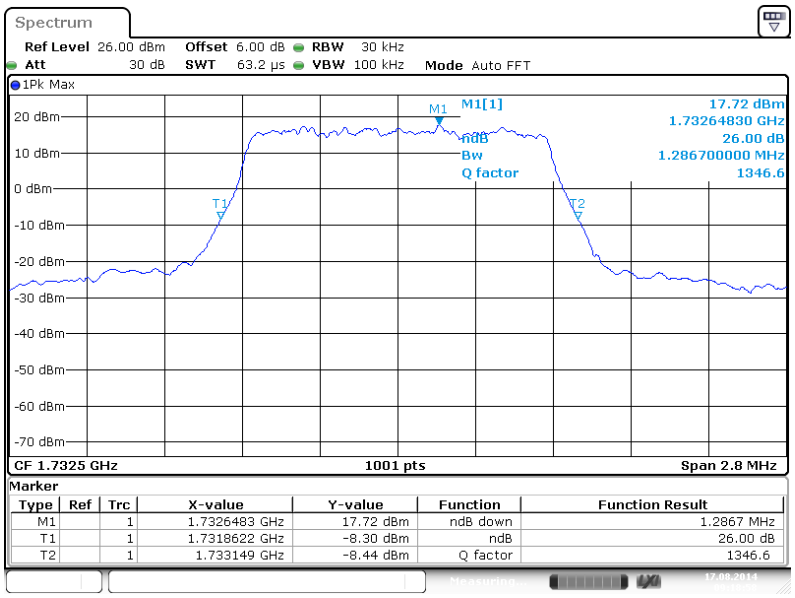

Marker

Type	Ref	Trc	X-value	Y-value	Function	Function Result
M1		1	1.7326483 GHz	17.72 dBm	ndB down	1.2867 MHz
T1		1	1.7318622 GHz	-8.30 dBm	ndB	26.00 dB
T2		1	1.733149 GHz	-8.44 dBm	Q factor	1346.6

Date:17 AUG 2014 09:18:58

Band :	LTE Band 4	BW / Mod. :	3MHz / QPSK

99% Occupied Bandwidth Plot on Channel 20175

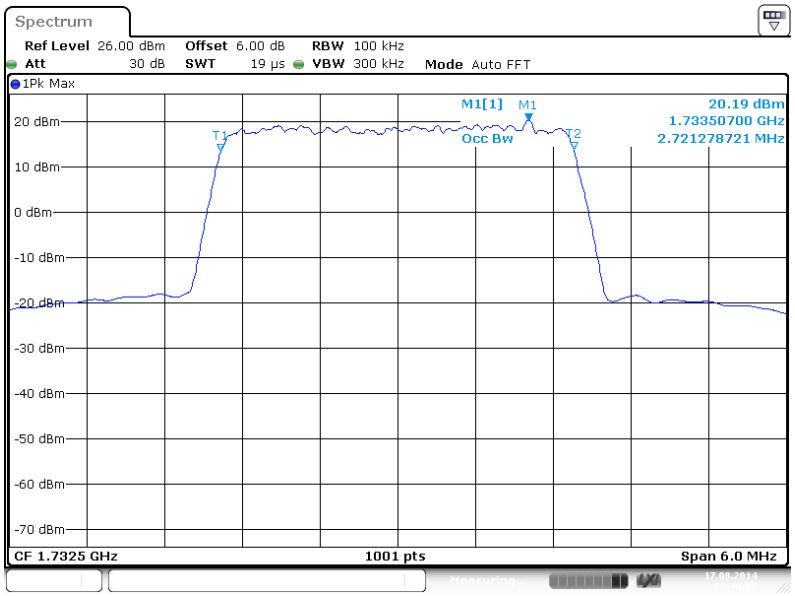

Date:17.AUG.2014 09:48:55

26dB Bandwidth Plot on Channel 20175

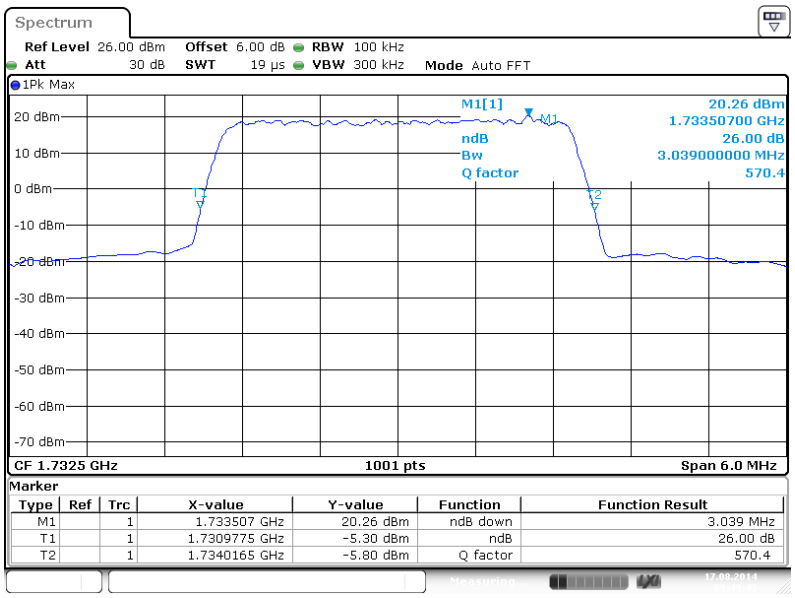

Marker

Type	Ref	Trc	X-value	Y-value	Function	Function Result
M1		1	1.733507 GHz	20.26 dBm	ndB down	3.039 MHz
T1		1	1.7309775 GHz	-5.30 dBm	ndB	26.00 dB
T2		1	1.7340165 GHz	-5.80 dBm	Q factor	570.4

Date:17.AUG.2014 09:49:44

Band :	LTE Band 4	BW / Mod. :	3MHz / 16QAM

99% Occupied Bandwidth Plot on Channel 20175

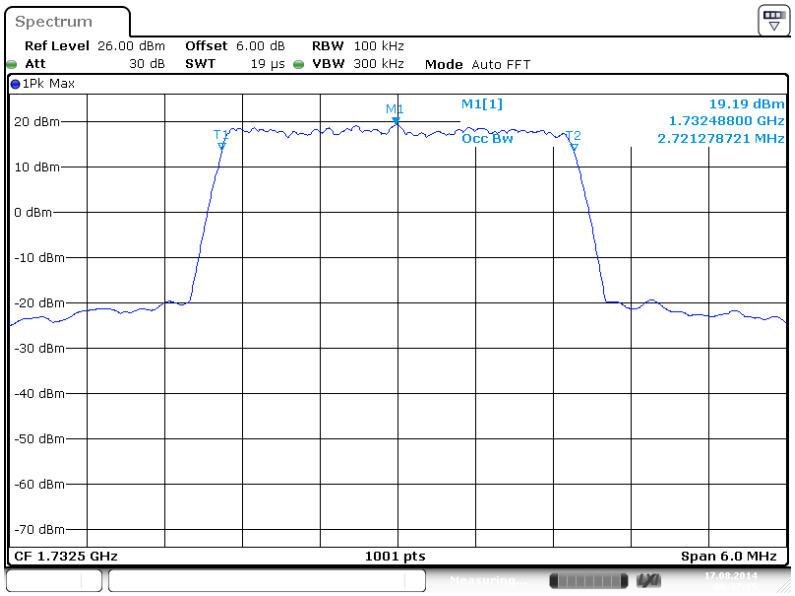

Date:17.AUG.2014 09:47:15

26dB Bandwidth Plot on Channel 20175

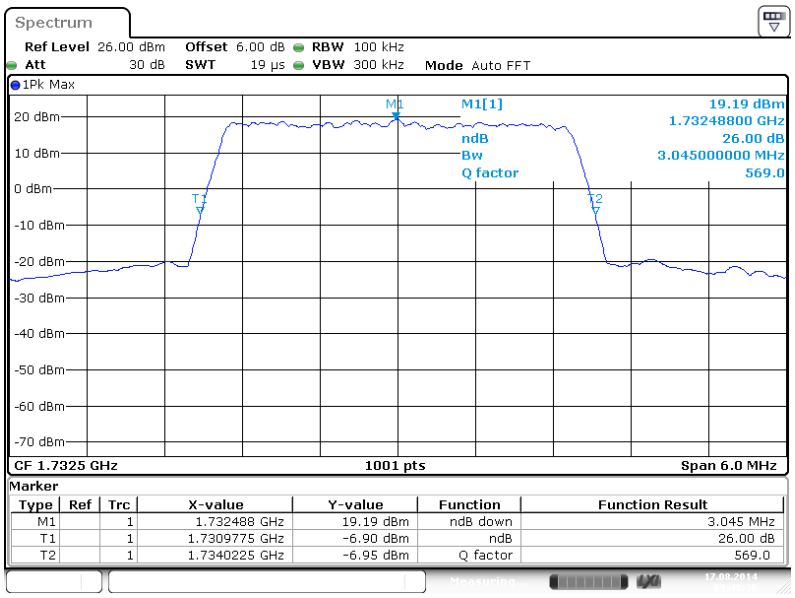

Date:17.AUG.2014 09:48:30

Band :	LTE Band 4	BW / Mod. :	5MHz / QPSK

99% Occupied Bandwidth Plot on Channel 20175

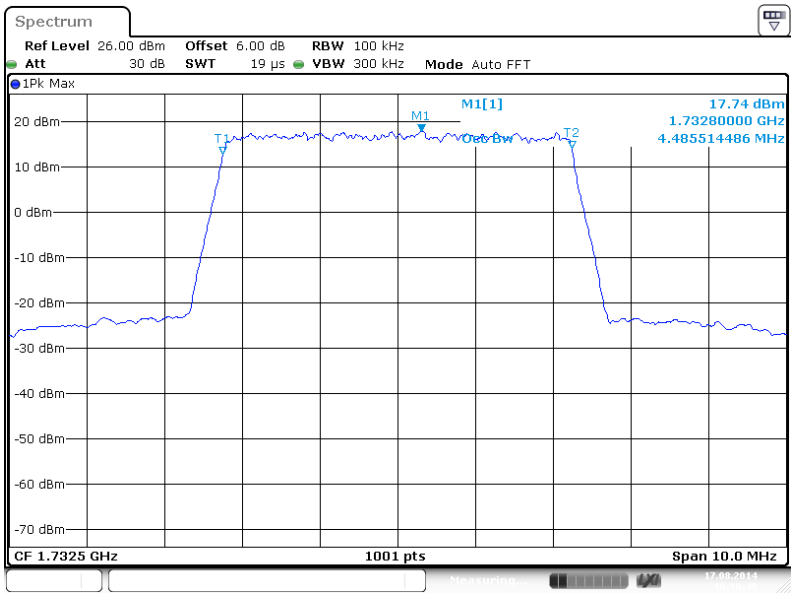

Date:17 AUG 2014 10:10:49

26dB Bandwidth Plot on Channel 20175

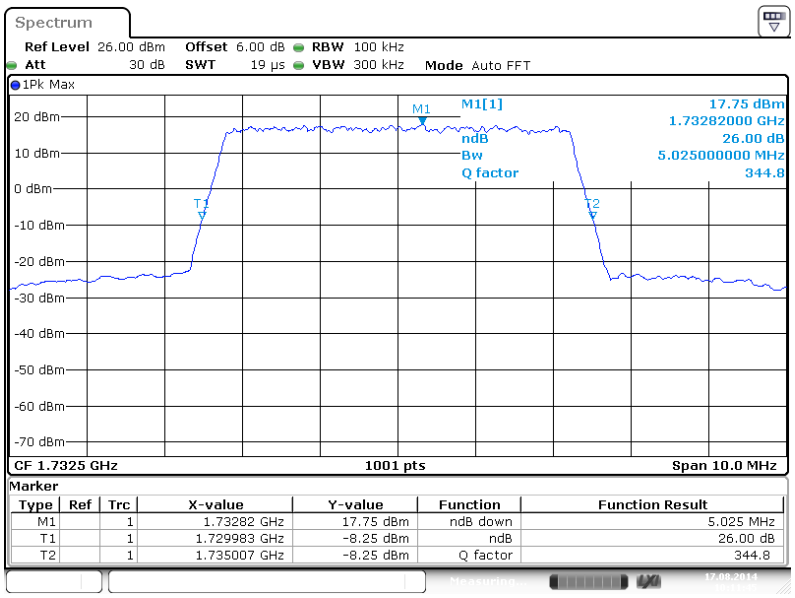

Date:17 AUG 2014 10:11:45

Band :	LTE Band 4	BW / Mod. :	5MHz / 16QAM

99% Occupied Bandwidth Plot on Channel 20175

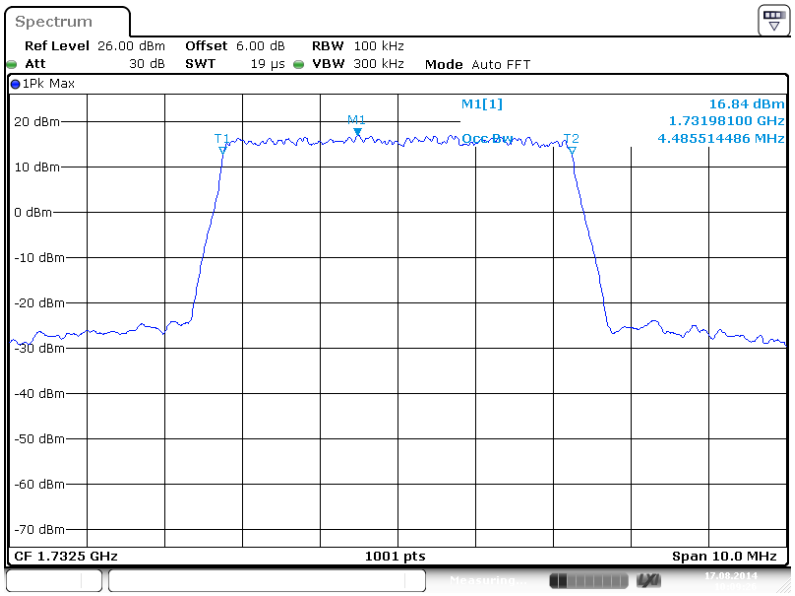

Date:17 AUG 2014 10:09:26

26dB Bandwidth Plot on Channel 20175

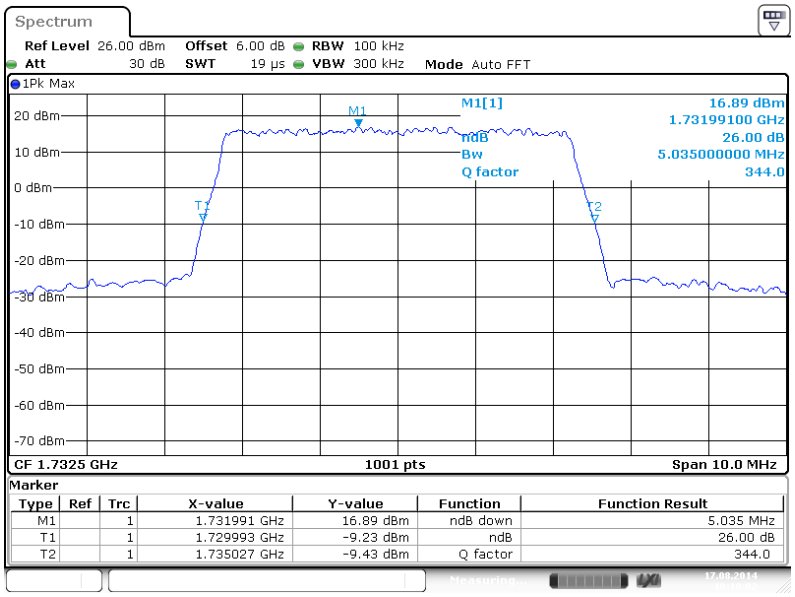

Date:17 AUG 2014 10:10:02

Band :	LTE Band 4	BW / Mod. :	10MHz / QPSK

99% Occupied Bandwidth Plot on Channel 20175

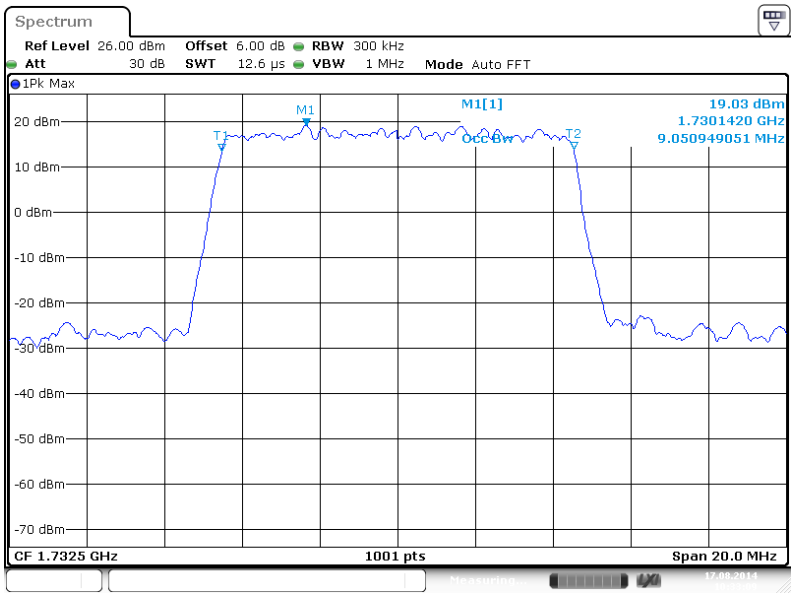

Date:17 AUG 2014 10:33:09

26dB Bandwidth Plot on Channel 20175

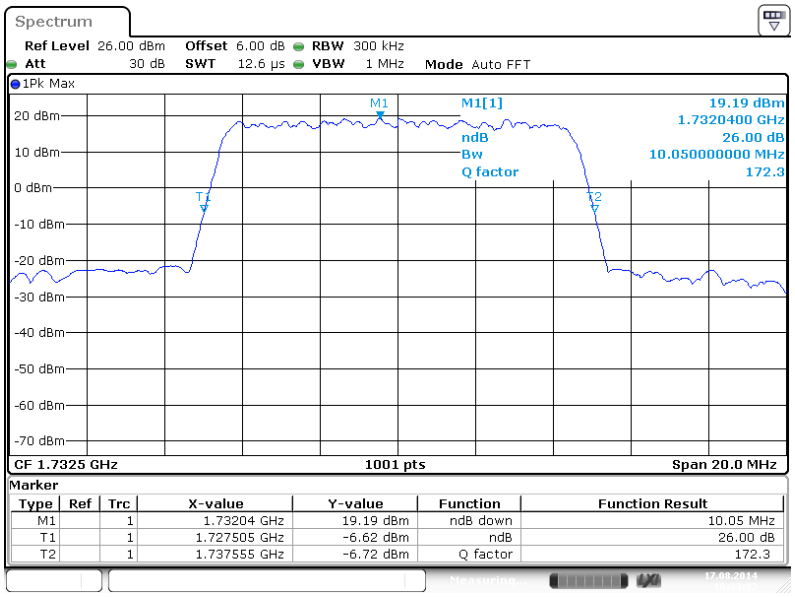

Date:17 AUG 2014 10:33:32

Band :	LTE Band 4	BW / Mod. :	10MHz / 16QAM

99% Occupied Bandwidth Plot on Channel 20175

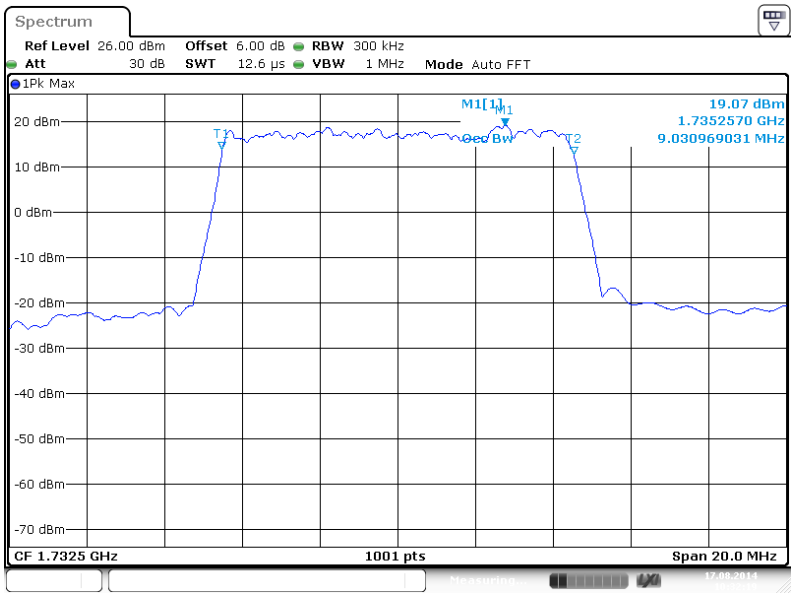

Date:17 AUG 2014 10:32:19

26dB Bandwidth Plot on Channel 20175

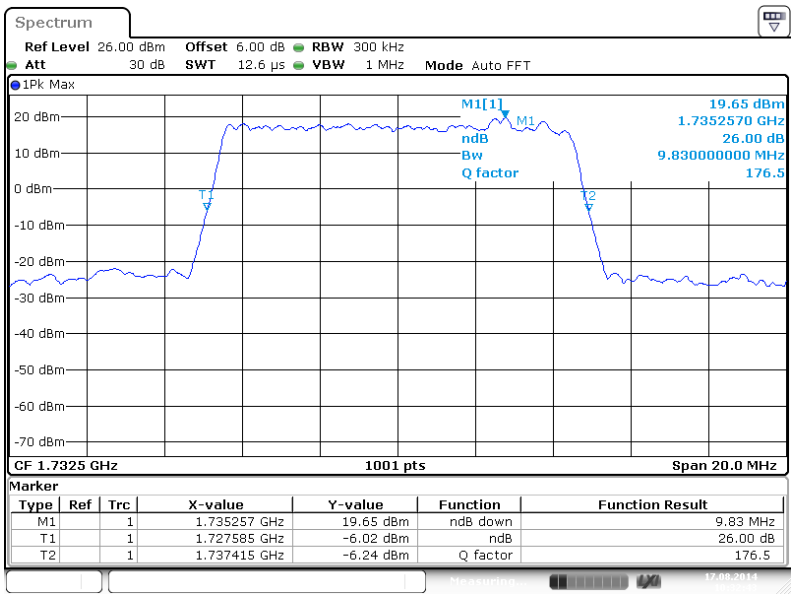

Marker

Type	Ref	Trc	X-value	Y-value	Function	Function Result
M1		1	1.735257 GHz	19.65 dBm	ndB down	9.83 MHz
T1		1	1.727585 GHz	-6.02 dBm	ndB	26.00 dB
T2		1	1.737415 GHz	-6.24 dBm	Q factor	176.5

Date:17 AUG 2014 10:32:43

Band :	LTE Band 4	BW / Mod. :	15MHz / QPSK

99% Occupied Bandwidth Plot on Channel 20175

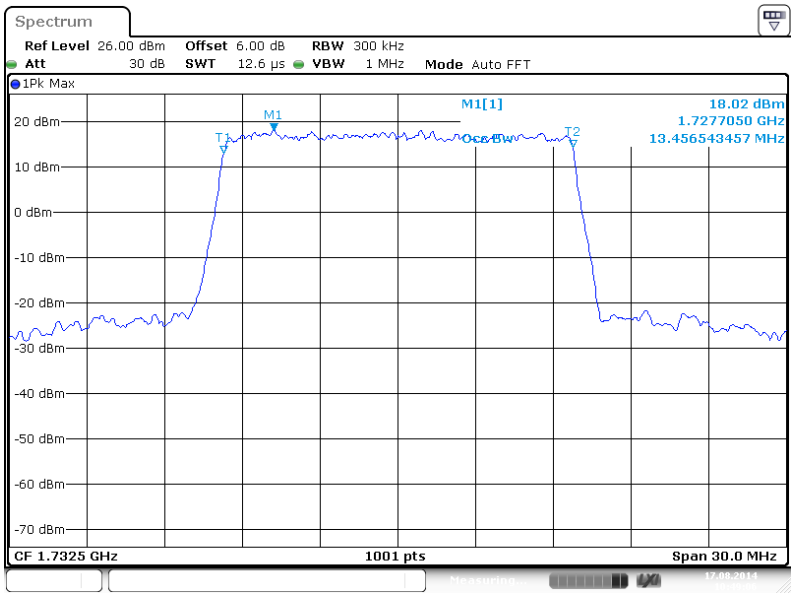

Date:17.AUG.2014 10:49:06

26dB Bandwidth Plot on Channel 20175

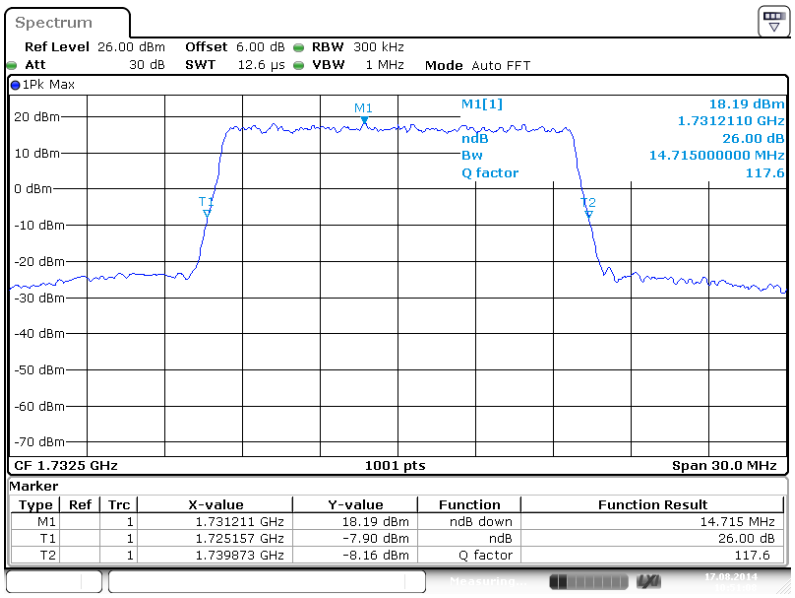

Marker

Type	Ref	Trc	X-value	Y-value	Function	Function Result
M1		1	1.731211 GHz	18.19 dBm	ndB down	14.715 MHz
T1		1	1.725157 GHz	-7.90 dBm	ndB	26.00 dB
T2		1	1.739873 GHz	-8.16 dBm	Q factor	117.6

Date:17.AUG.2014 10:51:09

Band :	LTE Band 4	BW / Mod. :	15MHz / 16QAM

99% Occupied Bandwidth Plot on Channel 20175

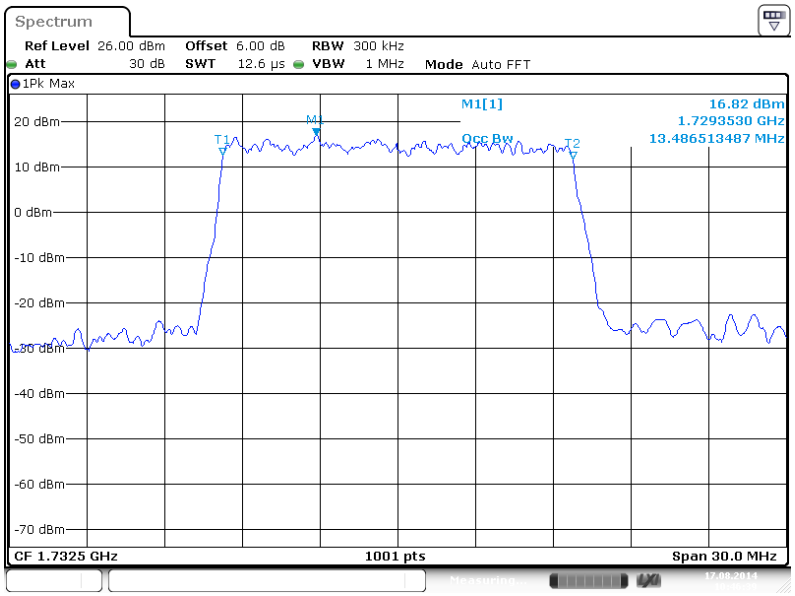

Date:17 AUG 2014 10:46:38

26dB Bandwidth Plot on Channel 20175

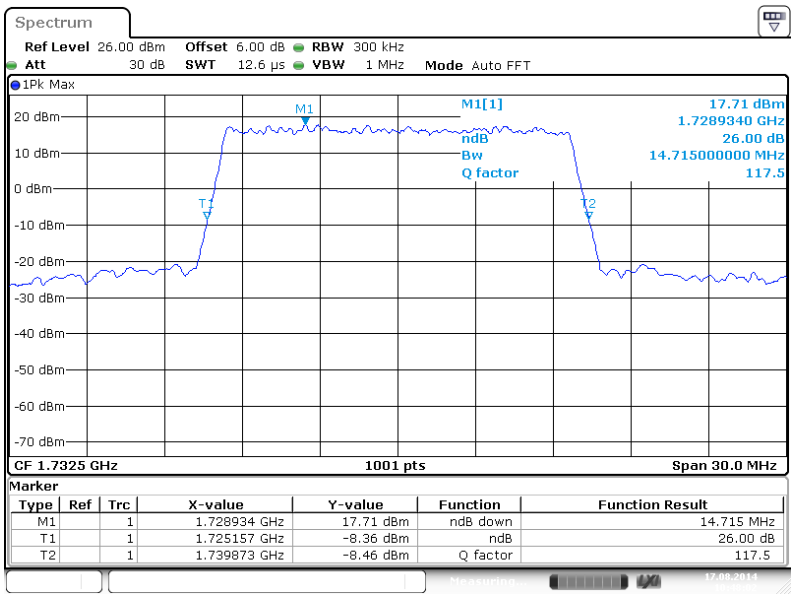

Marker

Type	Ref	Trc	X-value	Y-value	Function	Function Result
M1		1	1.728934 GHz	17.71 dBm	ndB down	14.715 MHz
T1		1	1.725157 GHz	-8.36 dBm	ndB	26.00 dB
T2		1	1.739873 GHz	-8.46 dBm	Q factor	117.5

Date:17 AUG 2014 10:48:02

Band :	LTE Band 4	BW / Mod. :	20MHz / QPSK

99% Occupied Bandwidth Plot on Channel 20175

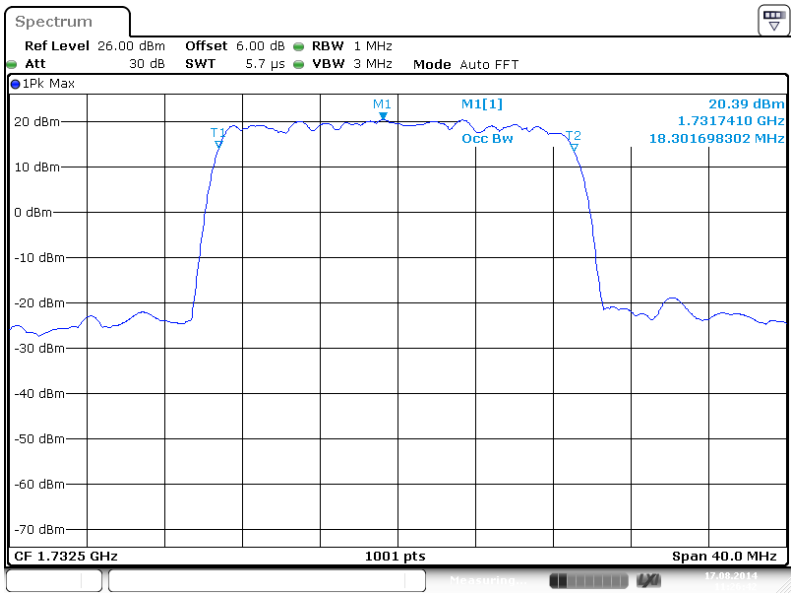

Date:17 AUG 2014 11:26:42

26dB Bandwidth Plot on Channel 20175

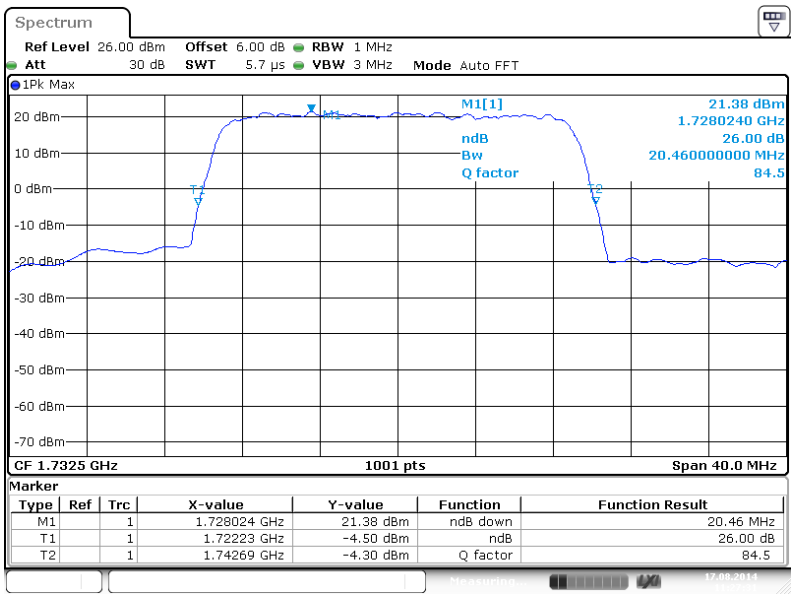

Date:17 AUG 2014 11:27:32

Band :	LTE Band 4	BW / Mod. :	20MHz / 16QAM

99% Occupied Bandwidth Plot on Channel 20175

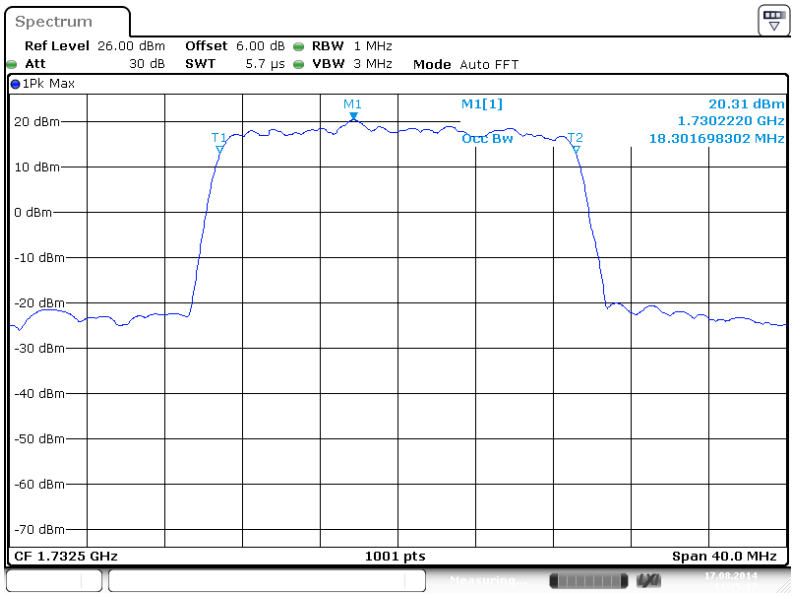

Date:17 AUG 2014 11:25:37

26dB Bandwidth Plot on Channel 20175

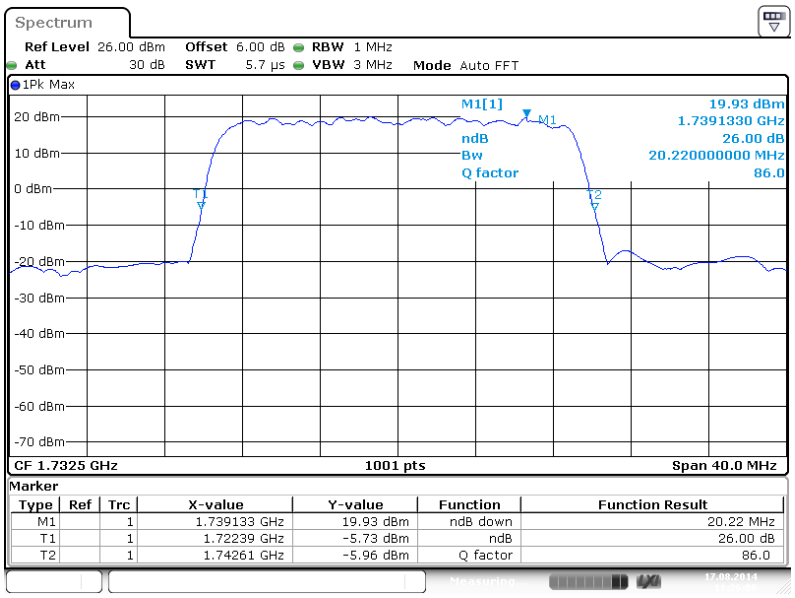

Marker

Type	Ref	Trc	X-value	Y-value	Function	Function Result
M1		1	1.739133 GHz	19.93 dBm	ndB down	20.22 MHz
T1		1	1.72239 GHz	-5.73 dBm	ndB	26.00 dB
T2		1	1.74261 GHz	-5.96 dBm	Q factor	86.0

Date:17 AUG 2014 11:26:07

Band :	LTE Band 5	BW / Mod. :	1.4MHz / QPSK

99% Occupied Bandwidth Plot on Channel 20525

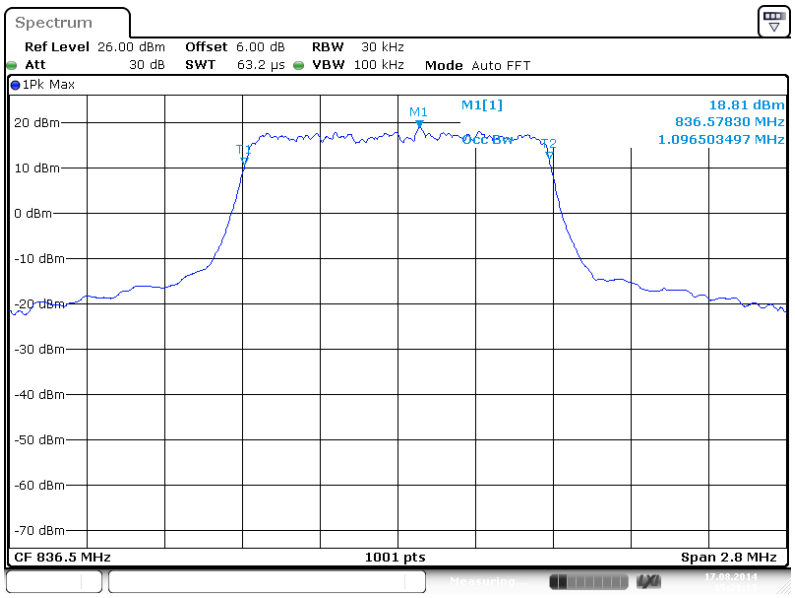

Date:17.AUG.2014 15:21:13

26dB Bandwidth Plot on Channel 20525

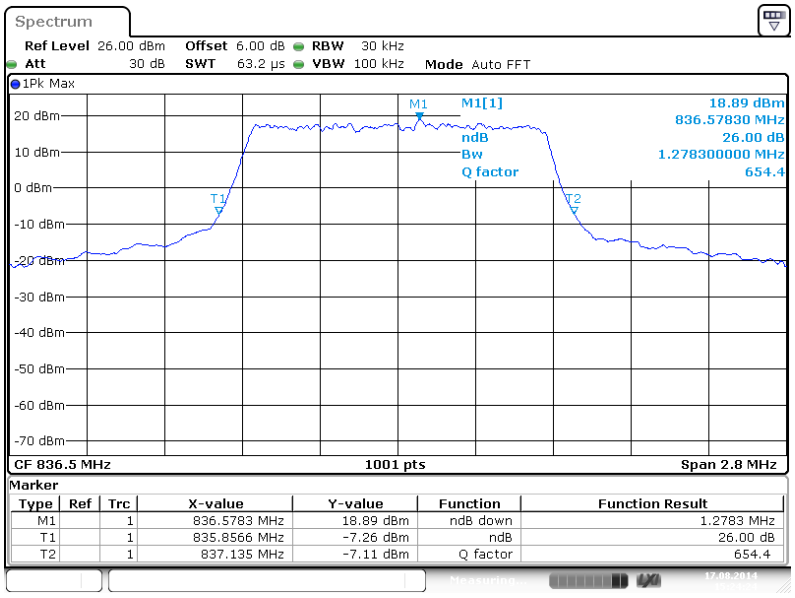

Date:17.AUG.2014 15:24:24

Band :	LTE Band 5	BW / Mod. :	1.4MHz / 16QAM

99% Occupied Bandwidth Plot on Channel 20525

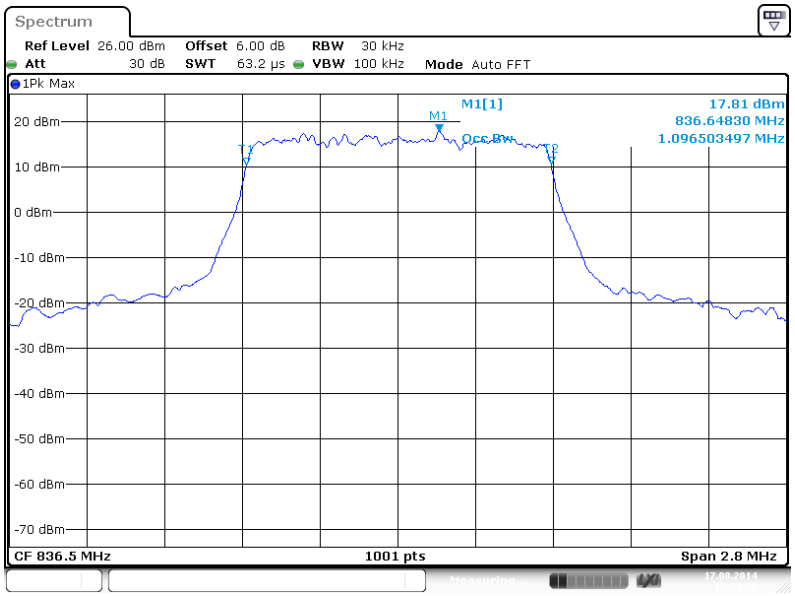

Date:17.AUG.2014 15:24:59

26dB Bandwidth Plot on Channel 20525

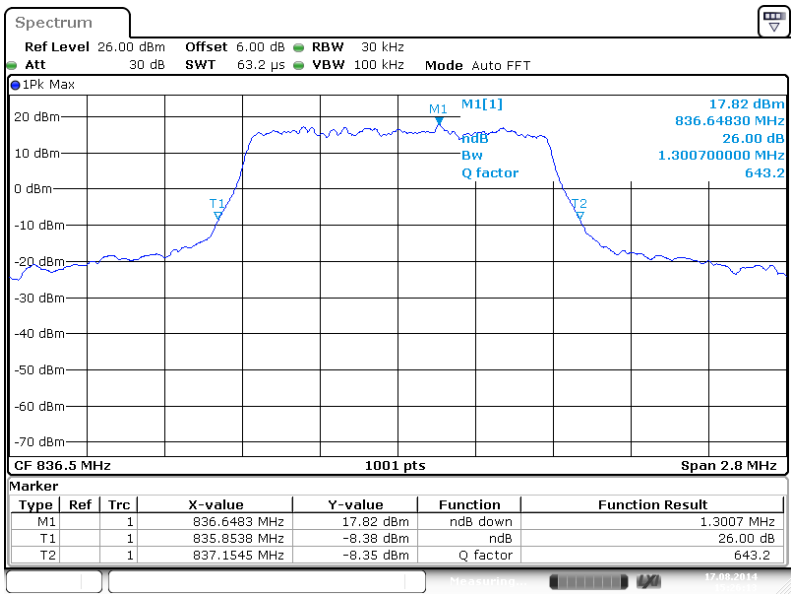

Date:17.AUG.2014 15:26:12

Band :	LTE Band 5	BW / Mod. :	3MHz / QPSK

99% Occupied Bandwidth Plot on Channel 20525

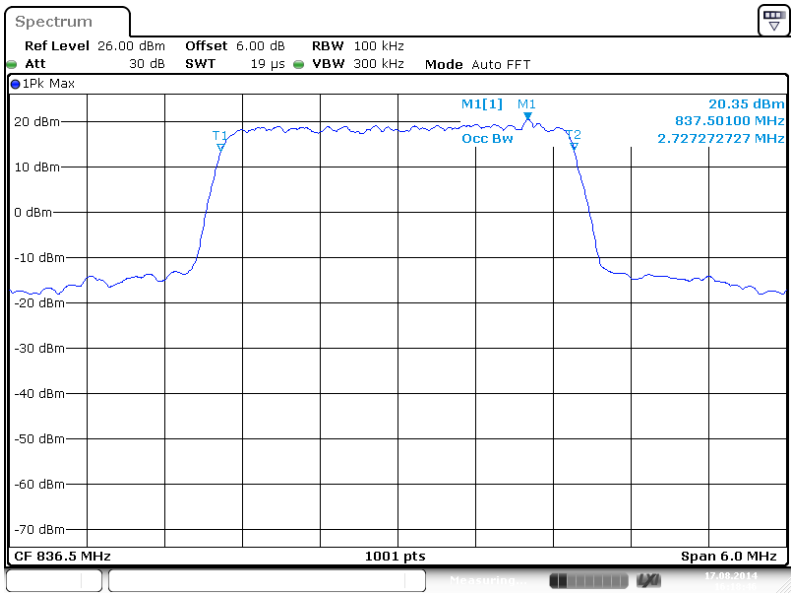

Date:17 AUG 2014 16:18:46

26dB Bandwidth Plot on Channel 20525

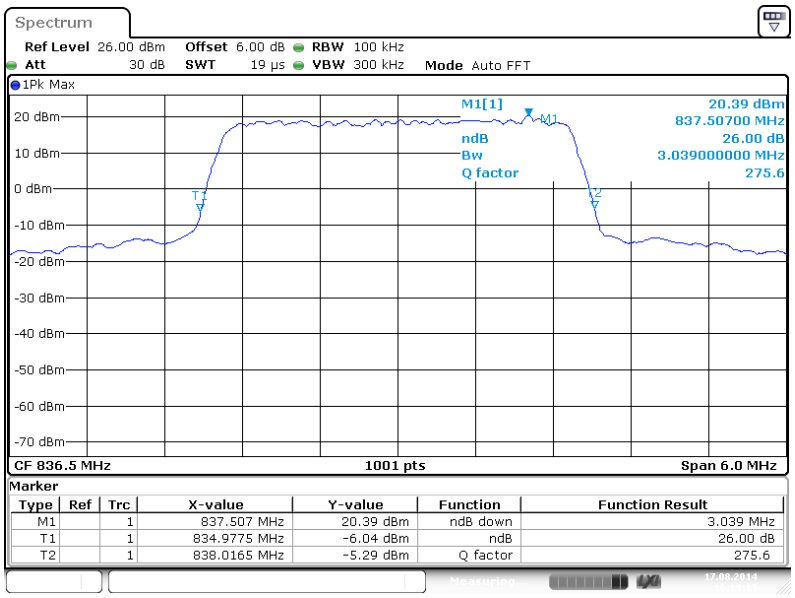

Marker

Type	Ref	Trc	X-value	Y-value	Function	Function Result
M1		1	837.507 MHz	20.39 dBm	ndB down	3.039 MHz
T1		1	834.9775 MHz	-6.04 dBm	ndB	26.00 dB
T2		1	838.0165 MHz	-5.29 dBm	Q factor	275.6

Date:17 AUG 2014 16:19:12

Band :	LTE Band 5	BW / Mod. :	3MHz / 16QAM

99% Occupied Bandwidth Plot on Channel 20525

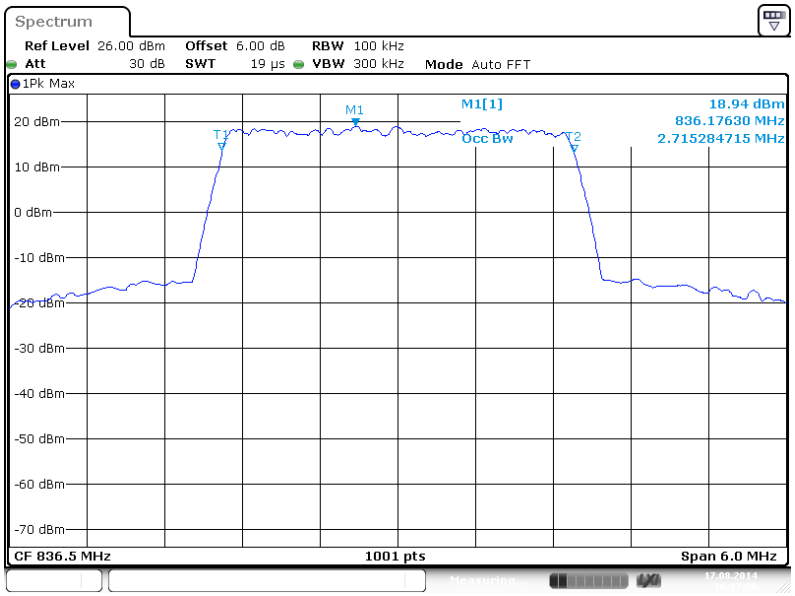

Date:17.AUG.2014 16:17:26

26dB Bandwidth Plot on Channel 20525

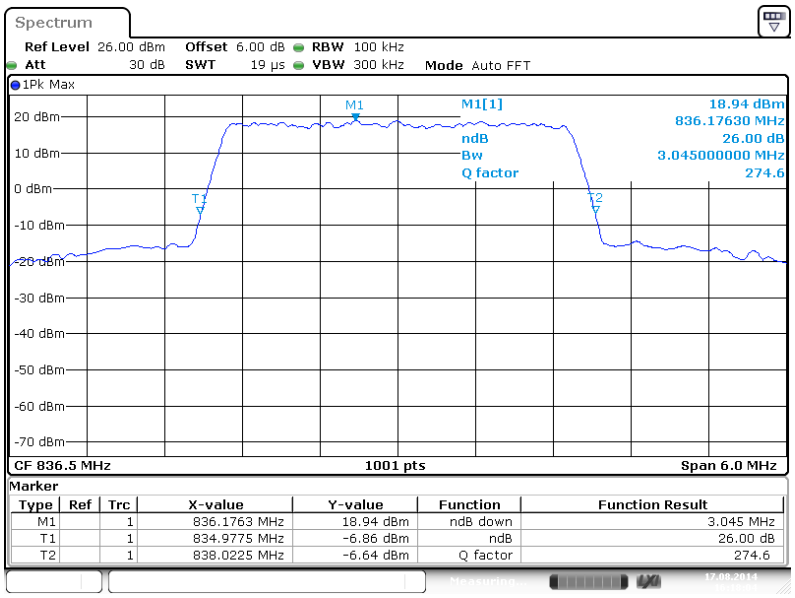

Marker

Type	Ref	Trc	X-value	Y-value	Function	Function Result
M1		1	836.1763 MHz	18.94 dBm	ndB down	3.045 MHz
T1		1	834.9775 MHz	-6.86 dBm	ndB	26.00 dB
T2		1	838.0225 MHz	-6.64 dBm	Q factor	274.6

Date:17.AUG.2014 16:18:04

Band :	LTE Band 5	BW / Mod. :	5MHz / QPSK

99% Occupied Bandwidth Plot on Channel 20525

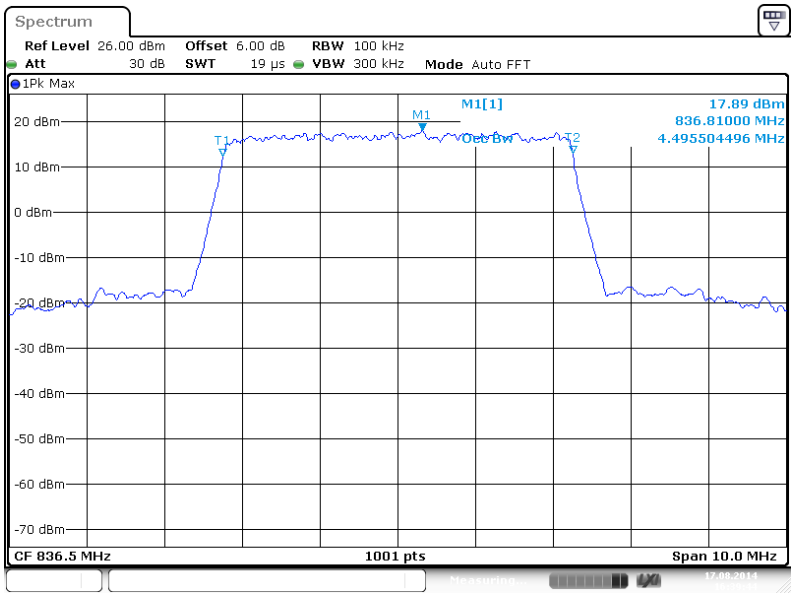

Date:17 AUG 2014 16:39:43

26dB Bandwidth Plot on Channel 20525

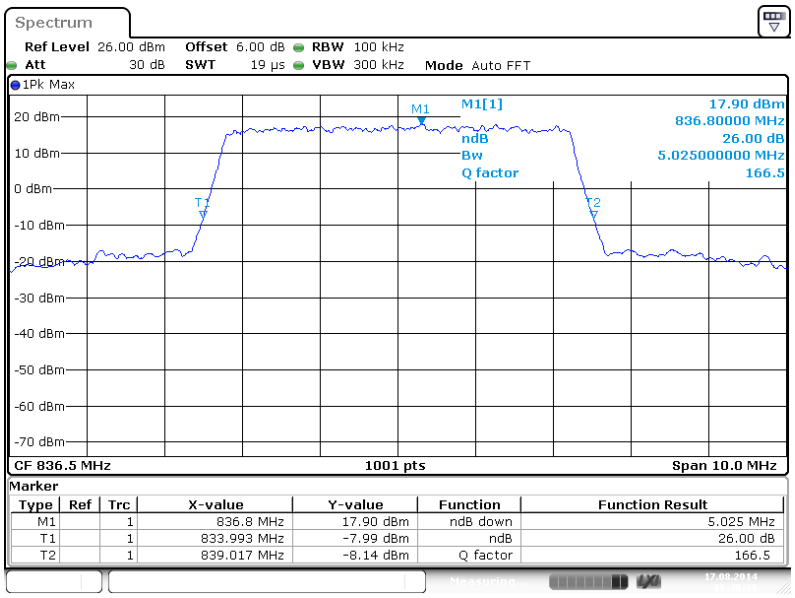

Date:17 AUG 2014 16:40:39

Band :	LTE Band 5	BW / Mod. :	5MHz / 16QAM

99% Occupied Bandwidth Plot on Channel 20525

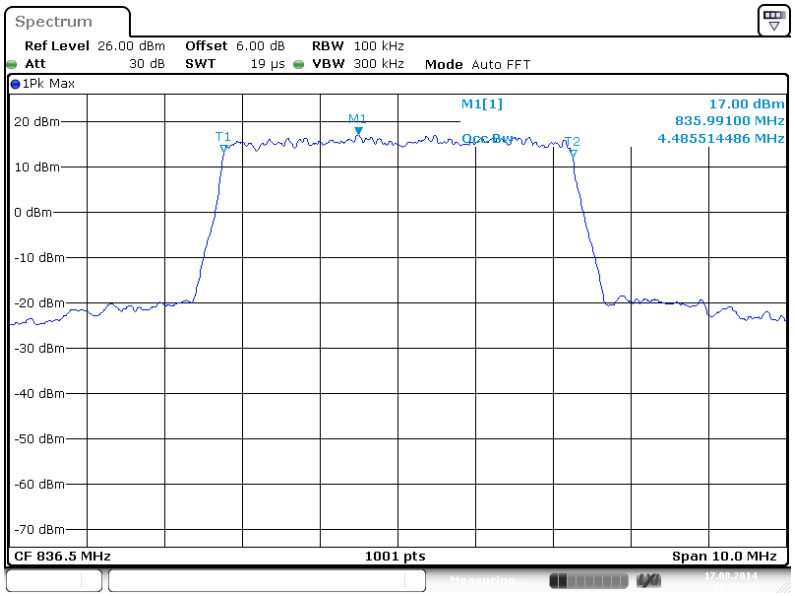

Date:17.AUG.2014 16:38:43

26dB Bandwidth Plot on Channel 20525

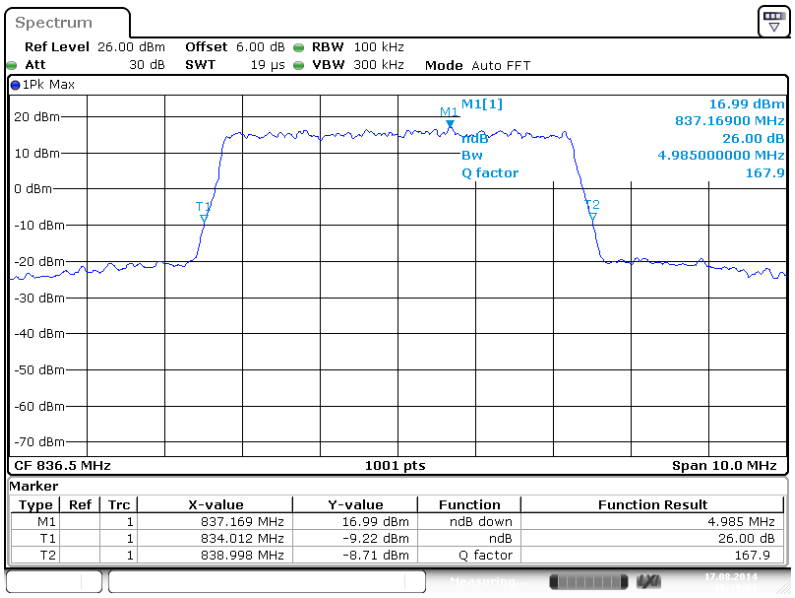

Date:17.AUG.2014 16:39:04

Band :	LTE Band 5	BW / Mod. :	10MHz / QPSK

99% Occupied Bandwidth Plot on Channel 20525

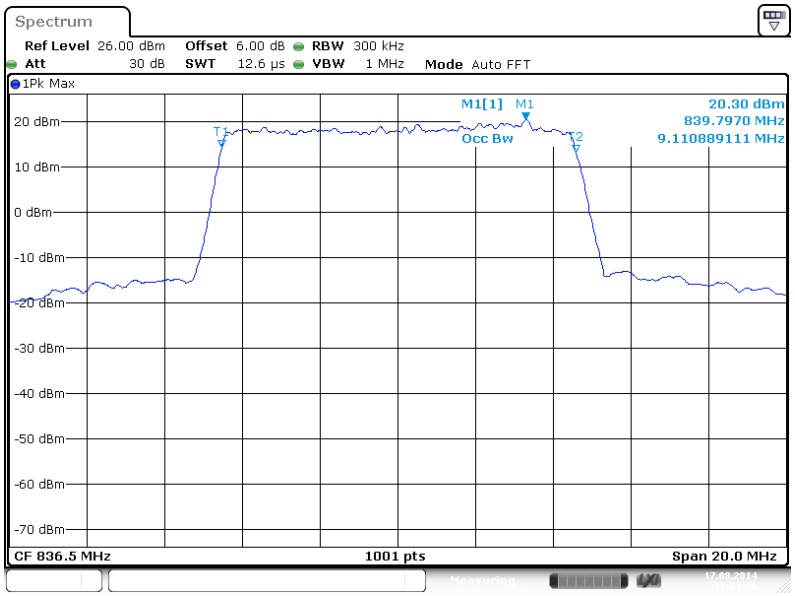

Date:17 AUG 2014 17:01:26

26dB Bandwidth Plot on Channel 20525

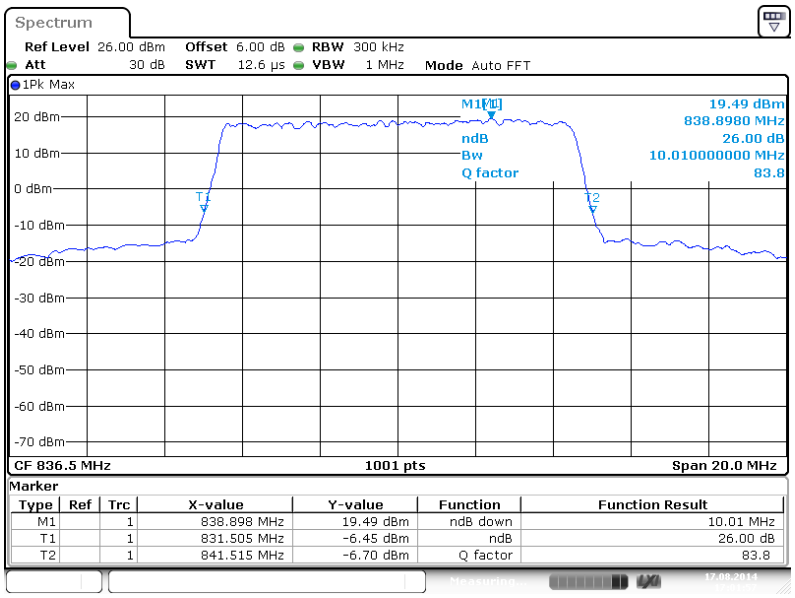

Marker

Type	Ref	Trc	X-value	Y-value	Function	Function Result
M1		1	838.898 MHz	19.49 dBm	ndB down	10.01 MHz
T1		1	831.505 MHz	-6.45 dBm	ndB	26.00 dB
T2		1	841.515 MHz	-6.70 dBm	Q factor	83.8

Date:17 AUG 2014 17:01:57

Band :	LTE Band 5	BW / Mod. :	10MHz / 16QAM

99% Occupied Bandwidth Plot on Channel 20525

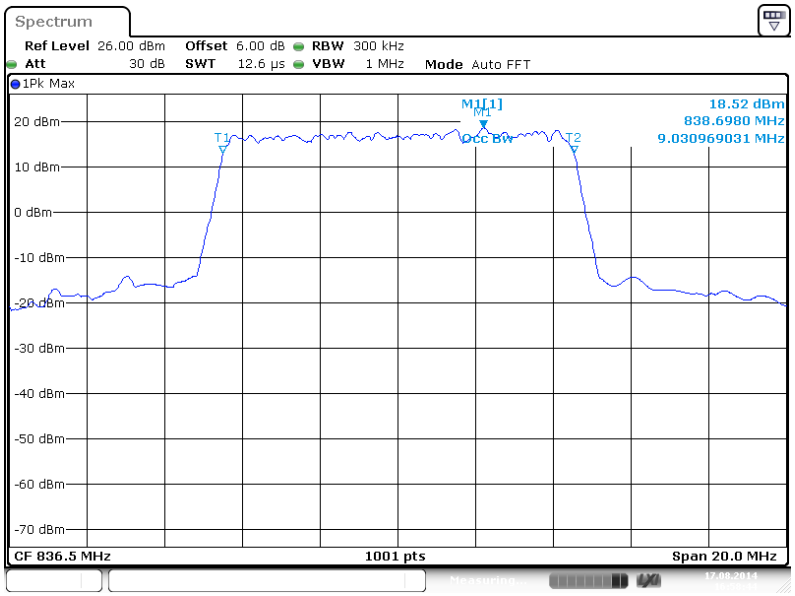

Date:17.AUG.2014 16:58:45

26dB Bandwidth Plot on Channel 20525

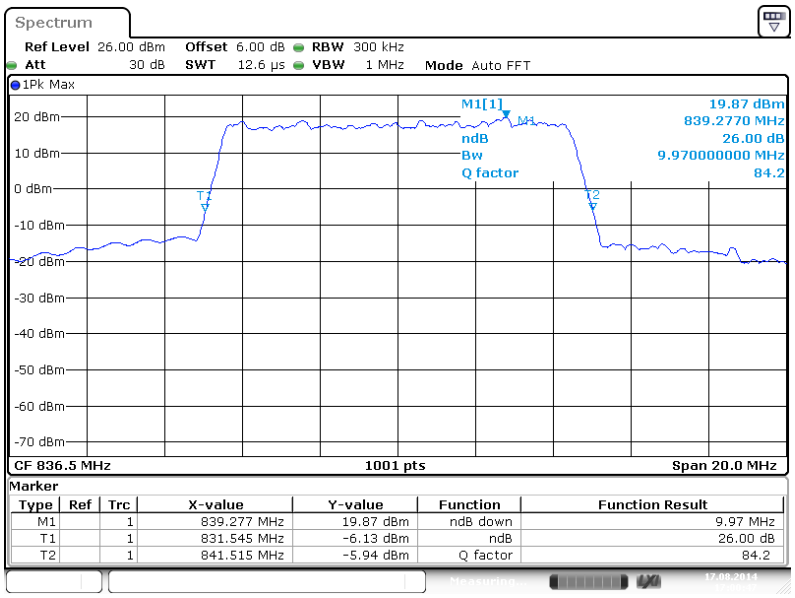

Marker

Type	Ref	Trc	X-value	Y-value	Function	Function Result
M1		1	839.277 MHz	19.87 dBm	ndB down	9.97 MHz
T1		1	831.545 MHz	-6.13 dBm	ndB	26.00 dB
T2		1	841.515 MHz	-5.94 dBm	Q factor	84.2

Date:17.AUG.2014 17:00:47

Band :	LTE Band 17	BW / Mod. :	5MHz / QPSK

99% Occupied Bandwidth Plot on Channel 23790

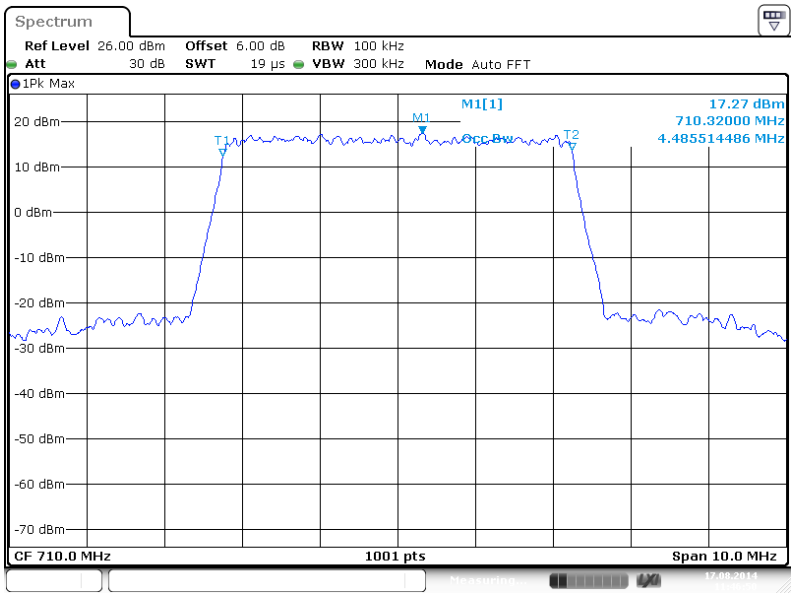

Date:17 AUG 2014 11:46:50

26dB Bandwidth Plot on Channel 23790

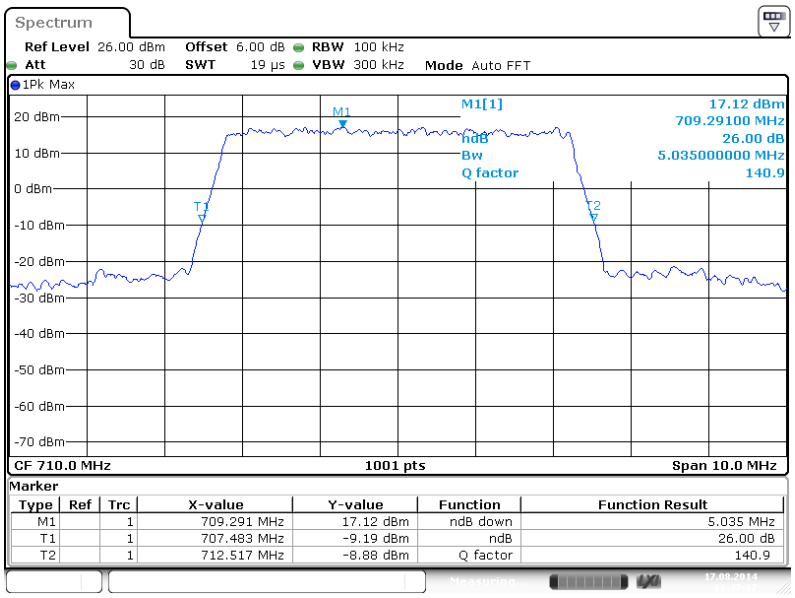

Date:17 AUG 2014 11:47:17

Band :	LTE Band 17	BW / Mod. :	5MHz / 16QAM

99% Occupied Bandwidth Plot on Channel 23790

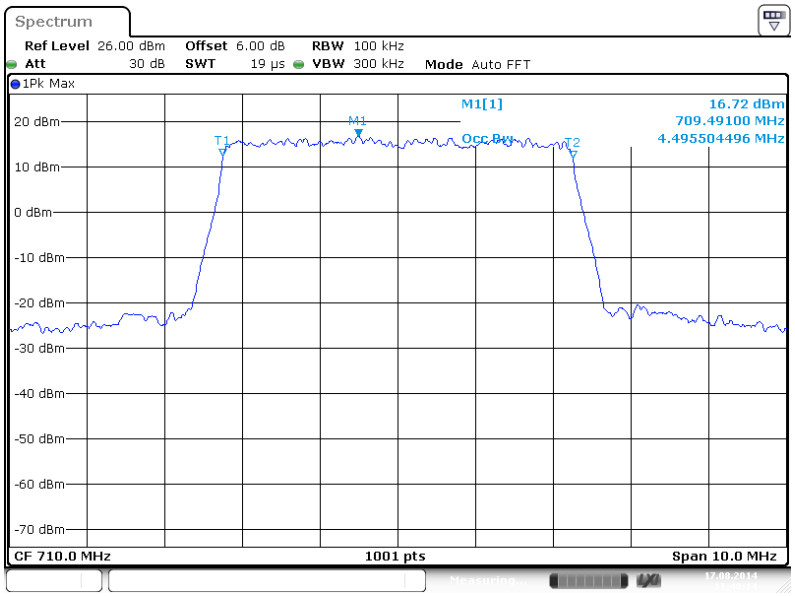

Date:17.AUG.2014 11:48:13

26dB Bandwidth Plot on Channel 23790

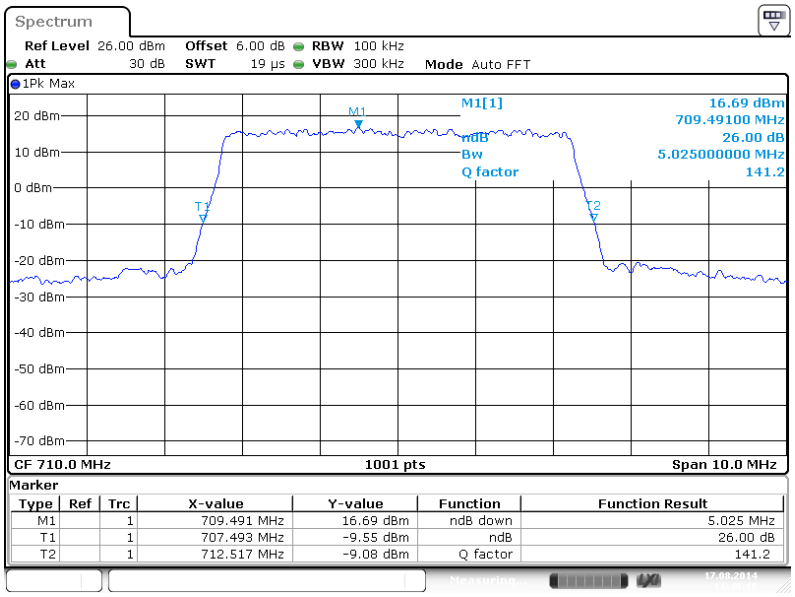

Date:17.AUG.2014 11:49:18

Band :	LTE Band 17	BW / Mod. :	10MHz / QPSK

99% Occupied Bandwidth Plot on Channel 23790

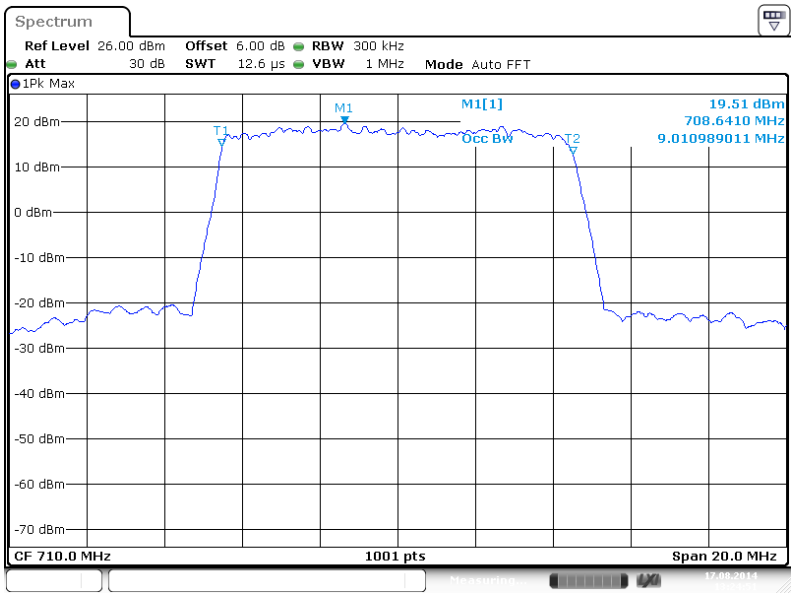

Date:17.AUG.2014 13:24:51

26dB Bandwidth Plot on Channel 23790

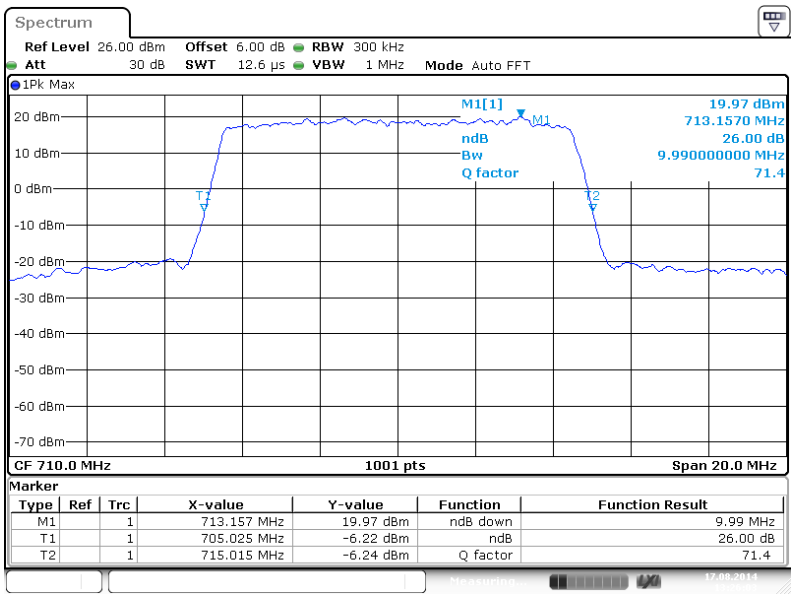

Marker

Type	Ref	Trc	X-value	Y-value	Function	Function Result
M1		1	713.157 MHz	19.97 dBm	ndB down	9.99 MHz
T1		1	705.025 MHz	-6.22 dBm	ndB	26.00 dB
T2		1	715.015 MHz	-6.24 dBm	Q factor	71.4

Date:17.AUG.2014 13:26:02

Band :	LTE Band 17	BW / Mod. :	10MHz / 16QAM

99% Occupied Bandwidth Plot on Channel 23790

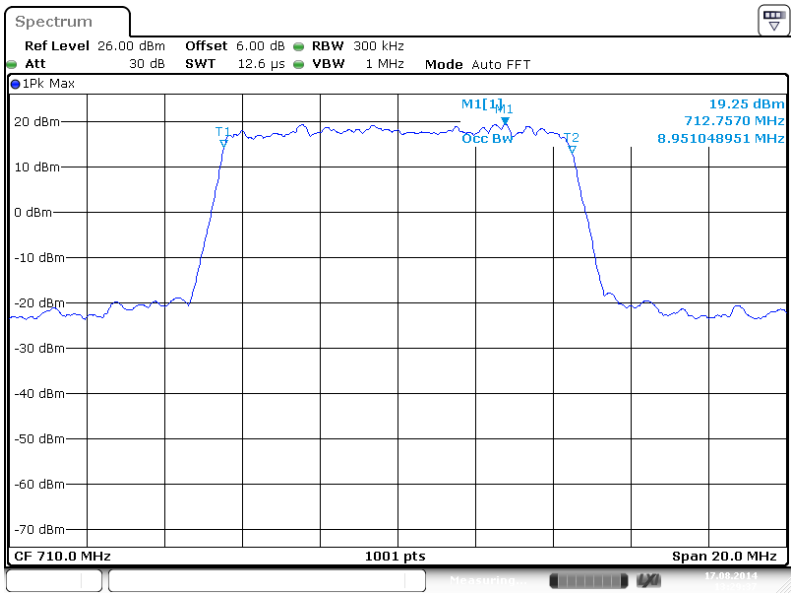

Date:17 AUG 2014 13:29:37

26dB Bandwidth Plot on Channel 23790

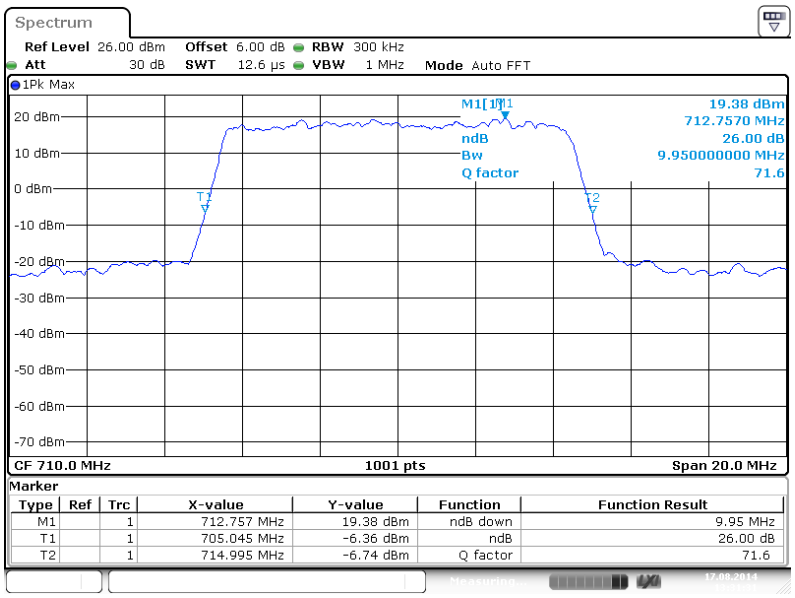

Marker

Type	Ref	Trc	X-value	Y-value	Function	Function Result
M1		1	712.757 MHz	19.38 dBm	ndB down	9.95 MHz
T1		1	705.045 MHz	-6.36 dBm	ndB	26.00 dB
T2		1	714.995 MHz	-6.74 dBm	Q factor	71.6

Date:17 AUG 2014 13:31:31

3.5 Conducted Band Edge Measurement

3.5.1 Description of Conducted Band Edge Measurement

24.238 (a) for Band 2

For operations in the 1850-1910 and 1930-1990 MHz band, the FCC limit is 43 + $10\log_{10}$(P[Watts]) dB below the transmitter power P(Watts) in a 1MHz bandwidth. However, in the 1 MHz bands immediately outside and adjacent to the frequency block a resolution bandwidth of at least one percent of the emission bandwidth of the fundamental emission of the transmitter may be employed.

27.53 (g) for Band 4

For operations in the 1710 – 1755 MHz band, the FCC limit is 43 + $10\log_{10}$(P[Watts]) dB below the transmitter power P(Watts) in a 1 MHz bandwidth. However, in the 1MHz bands immediately outside and adjacent to the licensee's frequency block, a resolution bandwidth of at least one percent of the emission bandwidth of the fundamental emission of the transmitter may be employed.

22.917(a) for Band 5

For operations in the 824 – 849 MHz band, the FCC limit is 43 + $10\log_{10}$(P[Watts]) dB below the transmitter power P(Watts) in a 100kHz bandwidth. However, in the 1MHz bands immediately outside and adjacent to the licensee's frequency block, a resolution bandwidth of at least one percent of the emission bandwidth of the fundamental emission of the transmitter may be employed.

27.53 (f) for Band 17

For operations in the 698 -746 MHz band, the FCC limit is 43 + 10log10(P[Watts]) dB below the transmitter power P(Watts) in a 100 kHz bandwidth. However, in the 100 kilohertz bands immediately outside and adjacent to a licensee's frequency block, a resolution bandwidth of at least 30 kHz may be employed.

3.5.2 Measuring Instruments

The measuring equipment is listed in the section 4 of this test report.

3.5.3 Test Procedures

1. The EUT was connected to spectrum analyzer and system simulator via a power divider.
2. The band edges of low and high channels for the highest RF powers were measured. Set RBW >= 1% EBW in the 1MHz band immediately outside and adjacent to the band edge.
3. Set spectrum analyzer with RMS detector.
4. The RF fundamental frequency should be excluded against the limit line in the operating frequency band.
5. The limit line is derived from 43 + 10log(P)dB below the transmitter power P(Watts)

   = P(W)- [43 + 10log(P)] (dB)

   = [30 + 10log(P)] (dBm) - [43 + 10log(P)] (dB)

   = -13dBm.

3.5.4 Test Setup

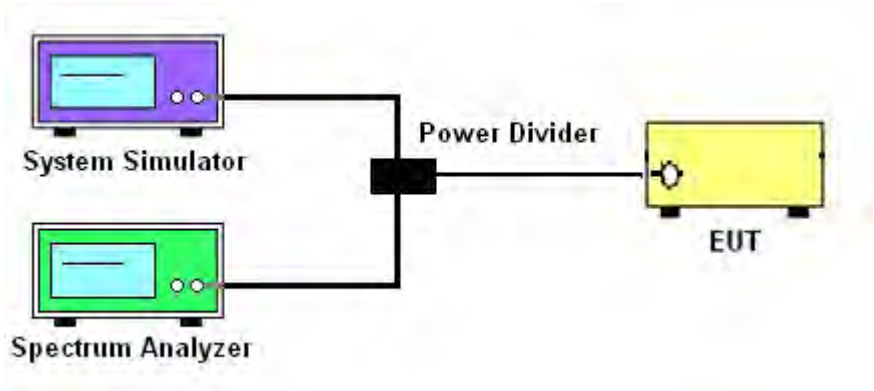

3.5.5 Test Result (Plots) of Conducted Band Edge

Band :	LTE Band 2	Band Width :	1.4MHz / QPSK

Lower Band Edge Plot for QPSK-RB Size 1, RB Offset 0

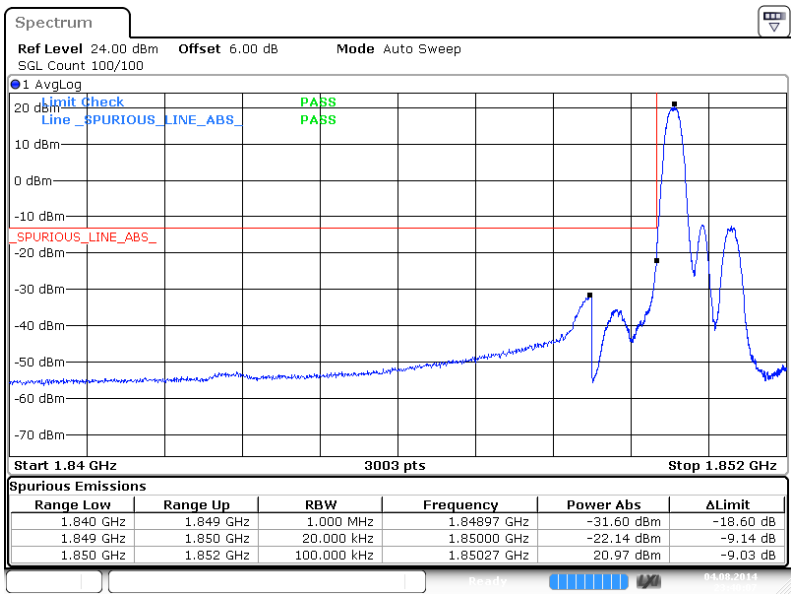

Spurious Emissions

Range Low	Range Up	RBW	Frequency	Power Abs	ΔLimit
1.840 GHz	1.849 GHz	1.000 MHz	1.84897 GHz	-31.60 dBm	-18.60 dB
1.849 GHz	1.850 GHz	20.000 kHz	1.85000 GHz	-22.14 dBm	-9.14 dB
1.850 GHz	1.852 GHz	100.000 kHz	1.85027 GHz	20.97 dBm	-9.03 dB

Date:4 AUG 2014 23:40:07

Lower Band Edge Plot for QPSK-RB Size 6, RB Offset 0

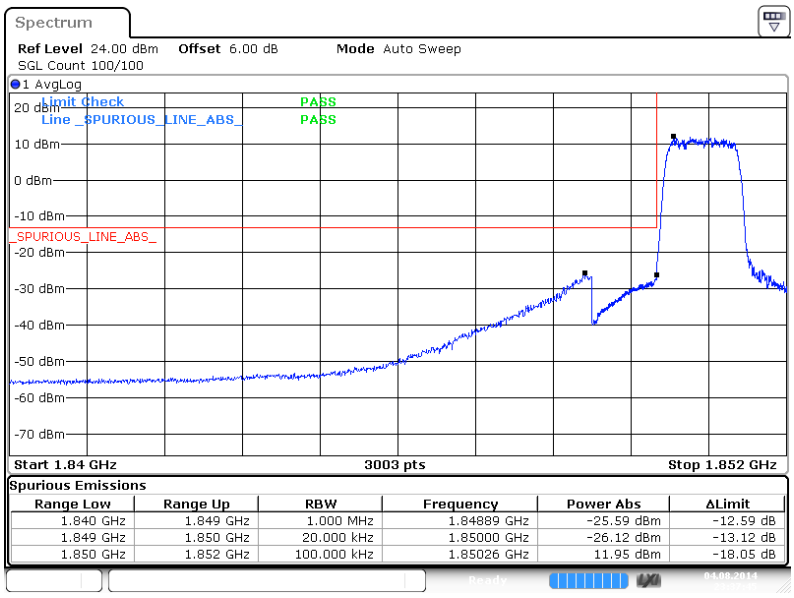

Spurious Emissions

Range Low	Range Up	RBW	Frequency	Power Abs	ΔLimit
1.840 GHz	1.849 GHz	1.000 MHz	1.84889 GHz	-25.59 dBm	-12.59 dB
1.849 GHz	1.850 GHz	20.000 kHz	1.85000 GHz	-26.12 dBm	-13.12 dB
1.850 GHz	1.852 GHz	100.000 kHz	1.85026 GHz	11.95 dBm	-18.05 dB

Date:4 AUG 2014 23:37:45

Higher Band Edge Plot for QPSK-RB Size 1, RB Offset 5

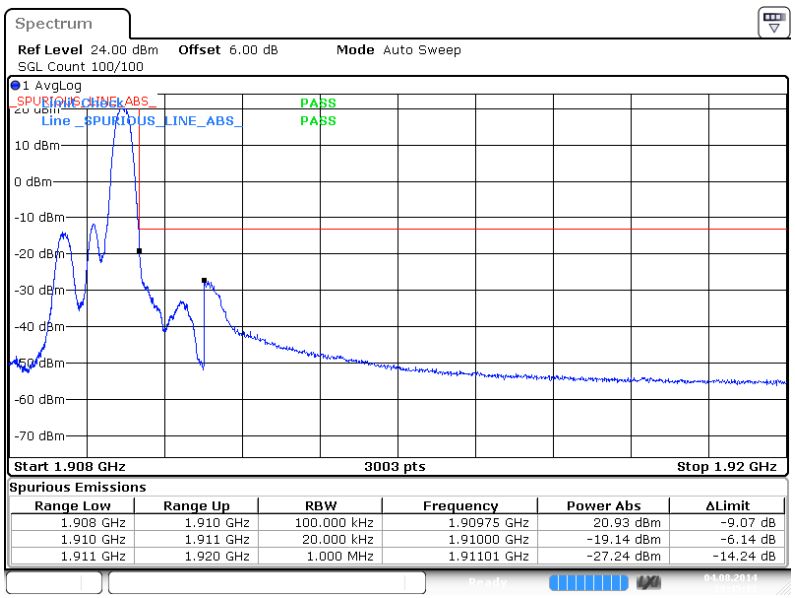

Spurious Emissions

Range Low	Range Up	RBW	Frequency	Power Abs	ΔLimit
1.908 GHz	1.910 GHz	100.000 kHz	1.90975 GHz	20.93 dBm	-9.07 dB
1.910 GHz	1.911 GHz	20.000 kHz	1.91000 GHz	-19.14 dBm	-6.14 dB
1.911 GHz	1.920 GHz	1.000 MHz	1.91101 GHz	-27.24 dBm	-14.24 dB

Date: 4 AUG 2014 23:45:14

Higher Band Edge Plot for QPSK-RB Size 6, RB Offset 0

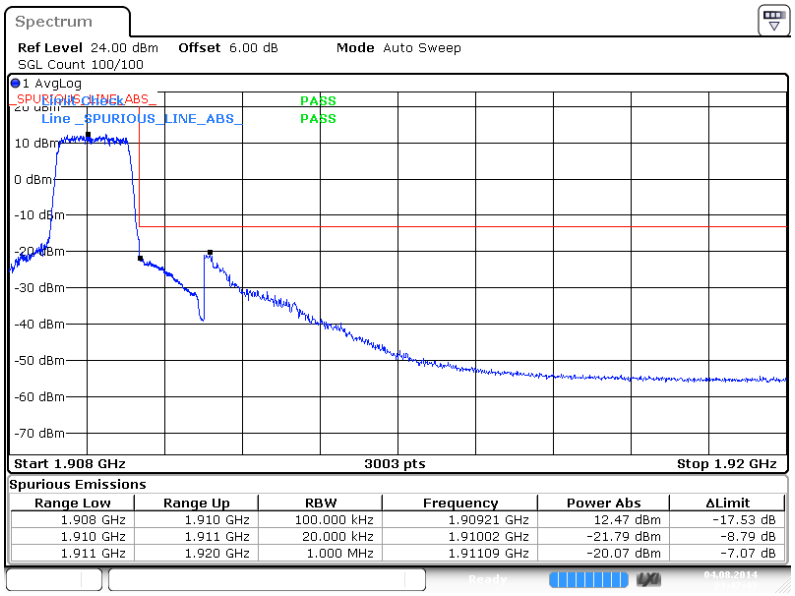

Spurious Emissions

Range Low	Range Up	RBW	Frequency	Power Abs	ΔLimit
1.908 GHz	1.910 GHz	100.000 kHz	1.90921 GHz	12.47 dBm	-17.53 dB
1.910 GHz	1.911 GHz	20.000 kHz	1.91002 GHz	-21.79 dBm	-8.79 dB
1.911 GHz	1.920 GHz	1.000 MHz	1.91109 GHz	-20.07 dBm	-7.07 dB

Date: 4 AUG 2014 23:47:44

Band :	LTE Band 2	Band Width :	1.4MHz / 16QAM

Lower Band Edge Plot for 16QAM -RB Size 1, RB Offset 0

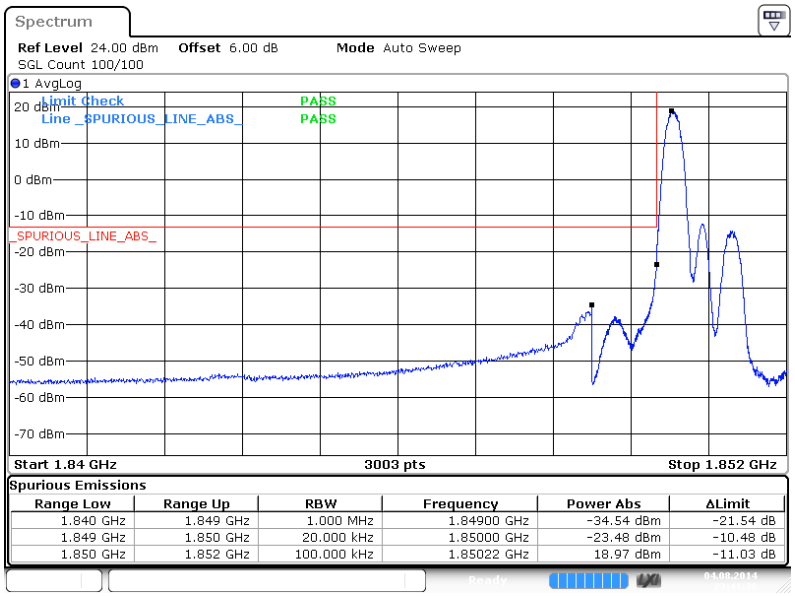

Spurious Emissions

Range Low	Range Up	RBW	Frequency	Power Abs	ΔLimit
1.840 GHz	1.849 GHz	1.000 MHz	1.84900 GHz	-34.54 dBm	-21.54 dB
1.849 GHz	1.850 GHz	20.000 kHz	1.85000 GHz	-23.48 dBm	-10.48 dB
1.850 GHz	1.852 GHz	100.000 kHz	1.85022 GHz	18.97 dBm	-11.03 dB

Date:4 AUG 2014 23:41:38

Lower Band Edge Plot for 16QAM -RB Size 6, RB Offset 0

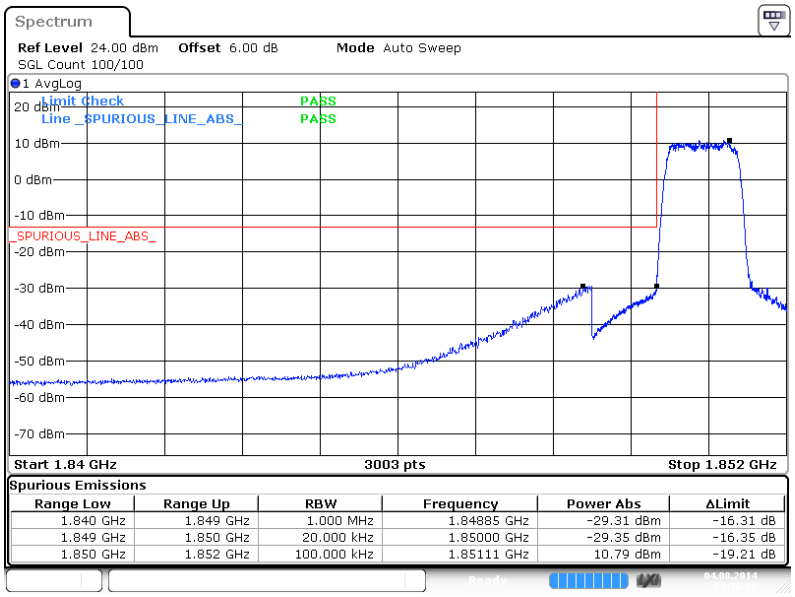

Spurious Emissions

Range Low	Range Up	RBW	Frequency	Power Abs	ΔLimit
1.840 GHz	1.849 GHz	1.000 MHz	1.84885 GHz	-29.31 dBm	-16.31 dB
1.849 GHz	1.850 GHz	20.000 kHz	1.85000 GHz	-29.35 dBm	-16.35 dB
1.850 GHz	1.852 GHz	100.000 kHz	1.85111 GHz	10.79 dBm	-19.21 dB

Date:4 AUG 2014 23:36:16

Higher Band Edge Plot for 16QAM -RB Size 1, RB Offset 5

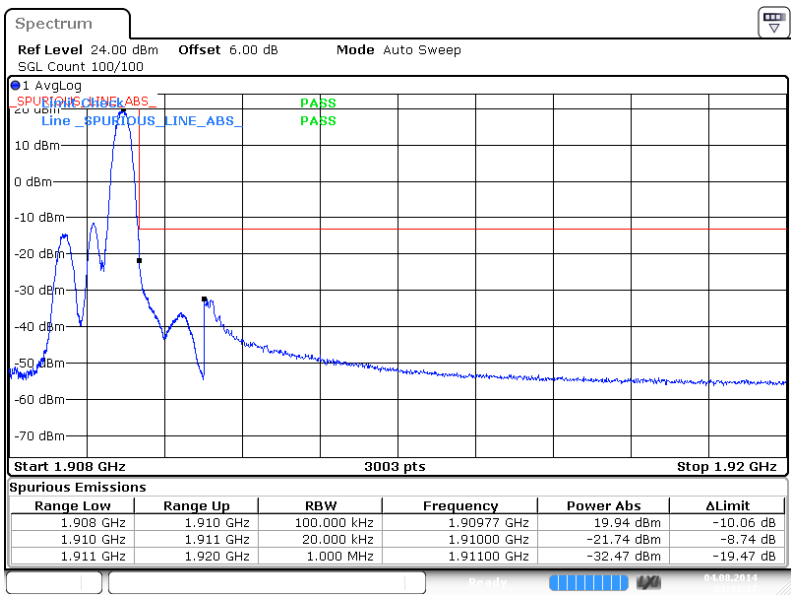

Spurious Emissions

Range Low	Range Up	RBW	Frequency	Power Abs	ΔLimit
1.908 GHz	1.910 GHz	100.000 kHz	1.90977 GHz	19.94 dBm	-10.06 dB
1.910 GHz	1.911 GHz	20.000 kHz	1.91000 GHz	-21.74 dBm	-8.74 dB
1.911 GHz	1.920 GHz	1.000 MHz	1.91100 GHz	-32.47 dBm	-19.47 dB

Date:4.AUG.2014 23:43:37

Higher Band Edge Plot for 16QAM -RB Size 6, RB Offset 0

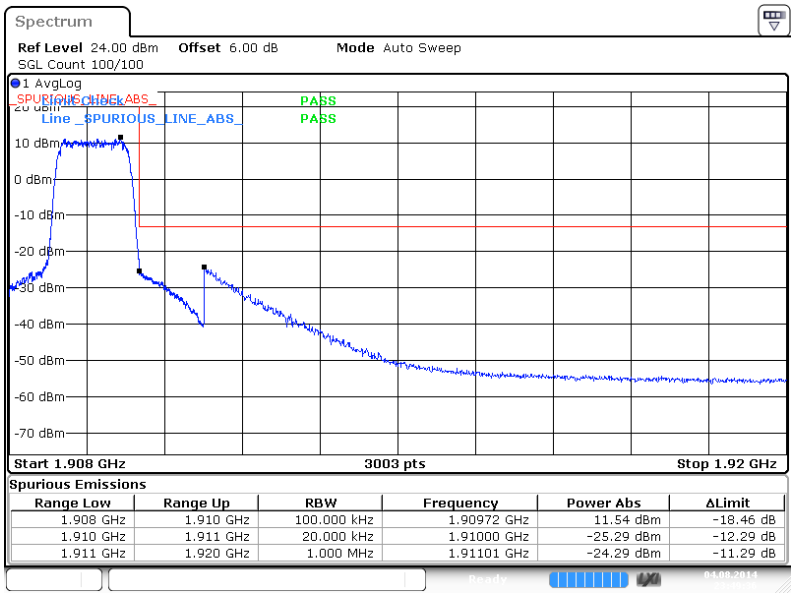

Spurious Emissions

Range Low	Range Up	RBW	Frequency	Power Abs	ΔLimit
1.908 GHz	1.910 GHz	100.000 kHz	1.90972 GHz	11.54 dBm	-18.46 dB
1.910 GHz	1.911 GHz	20.000 kHz	1.91000 GHz	-25.29 dBm	-12.29 dB
1.911 GHz	1.920 GHz	1.000 MHz	1.91101 GHz	-24.29 dBm	-11.29 dB

Date:4.AUG.2014 23:49:36

Band :	LTE Band 2	Band Width :	3MHz / QPSK

Lower Band Edge Plot for QPSK-RB Size 1, RB Offset 0

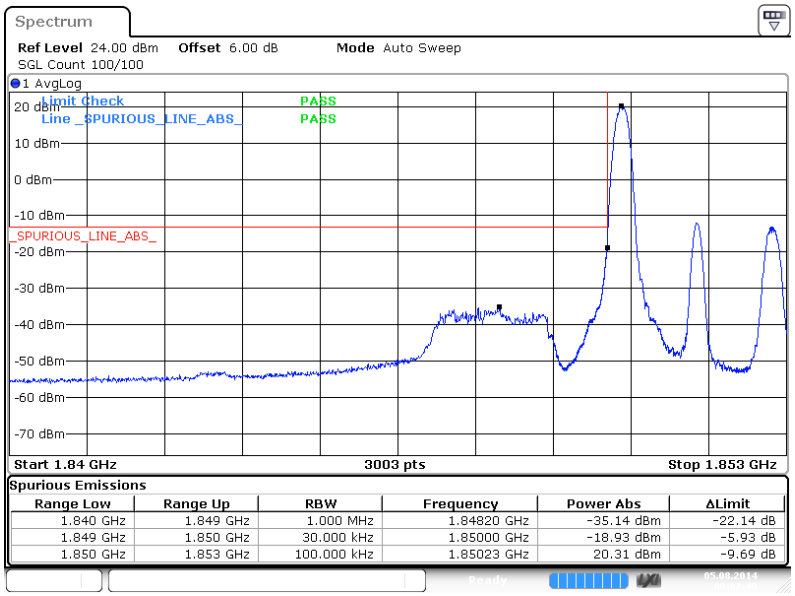

Spurious Emissions

Range Low	Range Up	RBW	Frequency	Power Abs	ΔLimit
1.840 GHz	1.849 GHz	1.000 MHz	1.84820 GHz	-35.14 dBm	-22.14 dB
1.849 GHz	1.850 GHz	30.000 kHz	1.85000 GHz	-18.93 dBm	-5.93 dB
1.850 GHz	1.853 GHz	100.000 kHz	1.85023 GHz	20.31 dBm	-9.69 dB

Date:5.AUG.2014 00:07:40

Lower Band Edge Plot for QPSK-RB Size 15, RB Offset 0

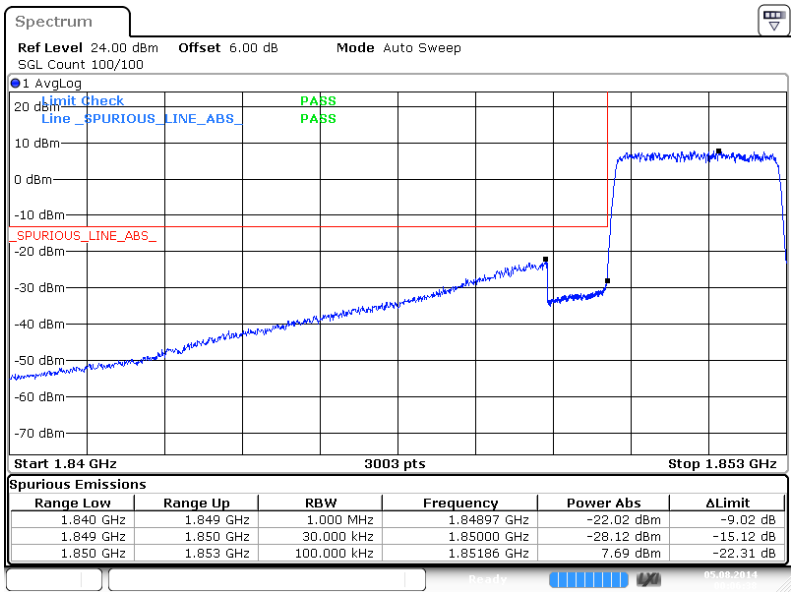

Spurious Emissions

Range Low	Range Up	RBW	Frequency	Power Abs	ΔLimit
1.840 GHz	1.849 GHz	1.000 MHz	1.84897 GHz	-22.02 dBm	-9.02 dB
1.849 GHz	1.850 GHz	30.000 kHz	1.85000 GHz	-28.12 dBm	-15.12 dB
1.850 GHz	1.853 GHz	100.000 kHz	1.85186 GHz	7.69 dBm	-22.31 dB

Date:5.AUG.2014 00:06:38

Higher Band Edge Plot for QPSK-RB Size 1, RB Offset 14

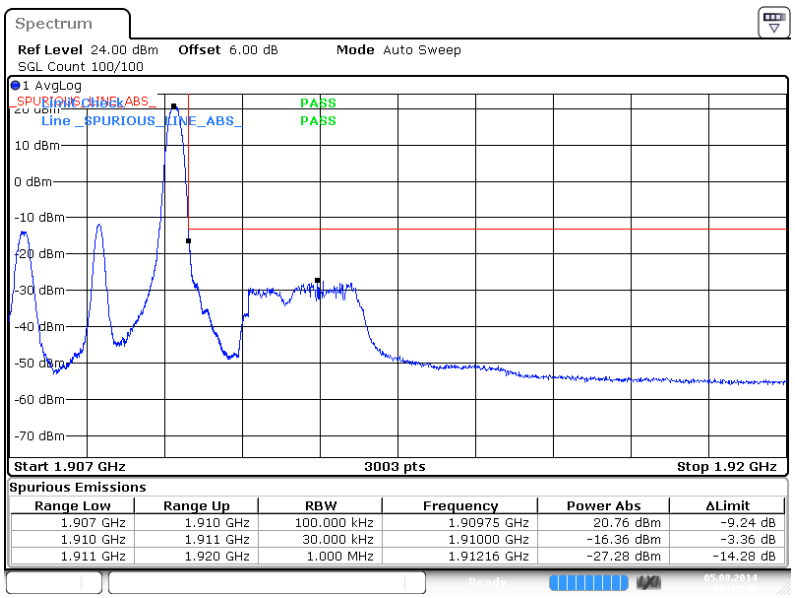

Spurious Emissions

Range Low	Range Up	RBW	Frequency	Power Abs	ΔLimit
1.907 GHz	1.910 GHz	100.000 kHz	1.90975 GHz	20.76 dBm	-9.24 dB
1.910 GHz	1.911 GHz	30.000 kHz	1.91000 GHz	-16.36 dBm	-3.36 dB
1.911 GHz	1.920 GHz	1.000 MHz	1.91216 GHz	-27.28 dBm	-14.28 dB

Date:5.AUG.2014 00:42:46

Higher Band Edge Plot for QPSK-RB Size 15, RB Offset 0

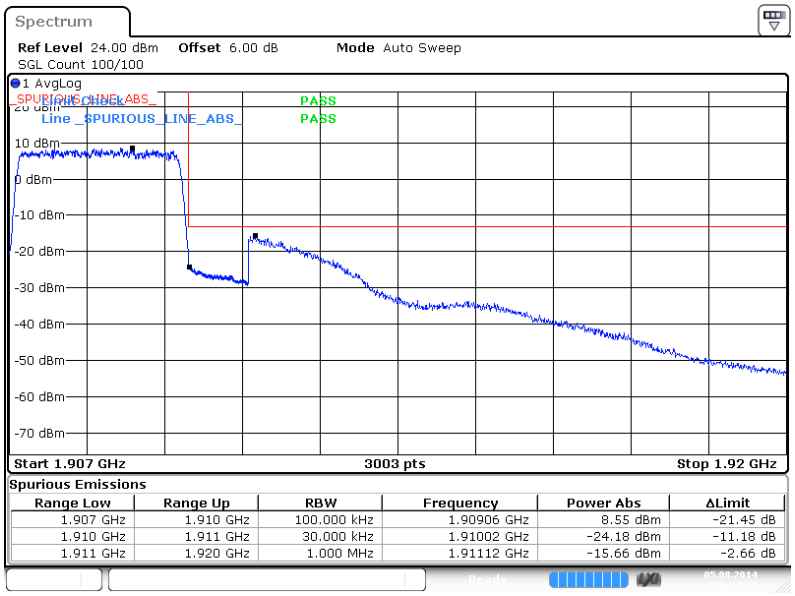

Spurious Emissions

Range Low	Range Up	RBW	Frequency	Power Abs	ΔLimit
1.907 GHz	1.910 GHz	100.000 kHz	1.90906 GHz	8.55 dBm	-21.45 dB
1.910 GHz	1.911 GHz	30.000 kHz	1.91002 GHz	-24.18 dBm	-11.18 dB
1.911 GHz	1.920 GHz	1.000 MHz	1.91112 GHz	-15.66 dBm	-2.66 dB

Date:5.AUG.2014 00:44:14

Band :	LTE Band 2	Band Width :	3MHz / 16QAM

Lower Band Edge Plot for 16QAM -RB Size 1, RB Offset 0

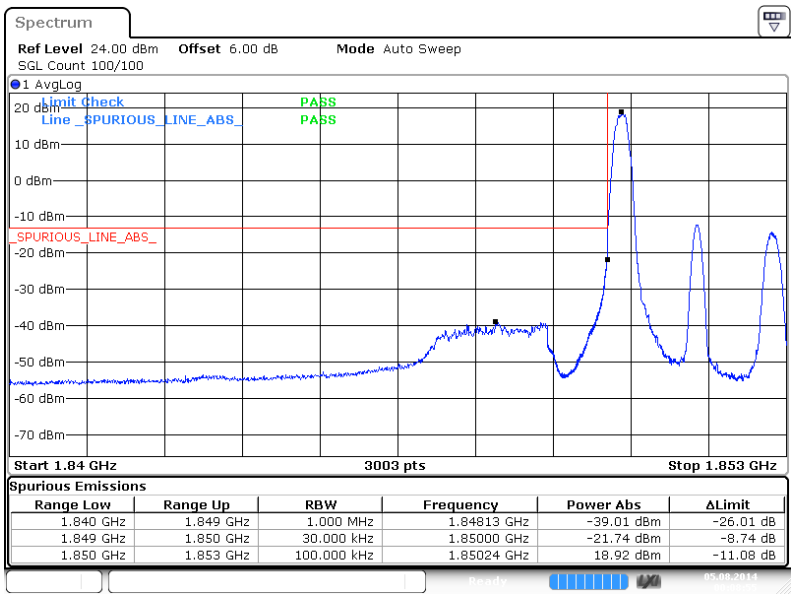

Spurious Emissions

Range Low	Range Up	RBW	Frequency	Power Abs	ΔLimit
1.840 GHz	1.849 GHz	1.000 MHz	1.84813 GHz	-39.01 dBm	-26.01 dB
1.849 GHz	1.850 GHz	30.000 kHz	1.85000 GHz	-21.74 dBm	-8.74 dB
1.850 GHz	1.853 GHz	100.000 kHz	1.85024 GHz	18.92 dBm	-11.08 dB

Date:5.AUG.2014 00:08:54

Lower Band Edge Plot for 16QAM -RB Size 15, RB Offset 0

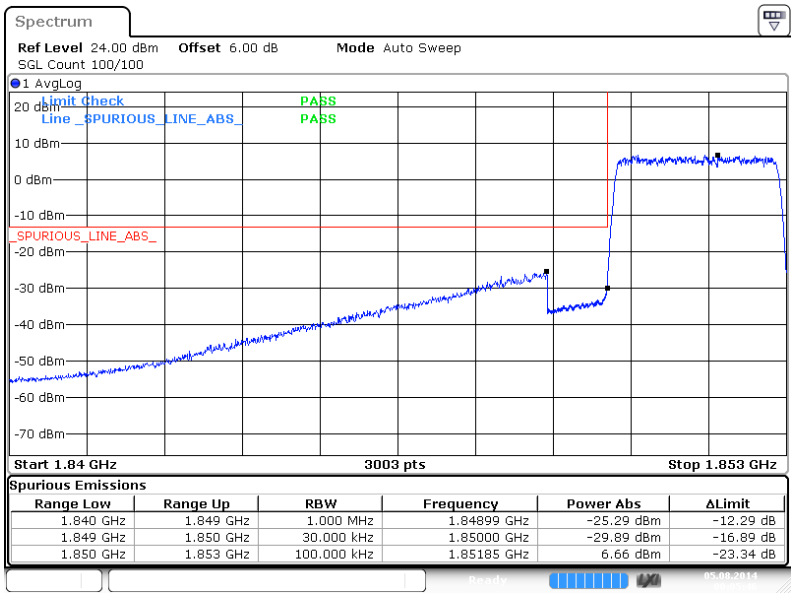

Spurious Emissions

Range Low	Range Up	RBW	Frequency	Power Abs	ΔLimit
1.840 GHz	1.849 GHz	1.000 MHz	1.84899 GHz	-25.29 dBm	-12.29 dB
1.849 GHz	1.850 GHz	30.000 kHz	1.85000 GHz	-29.89 dBm	-16.89 dB
1.850 GHz	1.853 GHz	100.000 kHz	1.85185 GHz	6.66 dBm	-23.34 dB

Date:5.AUG.2014 00:05:47

Higher Band Edge Plot for 16QAM -RB Size 1, RB Offset 14

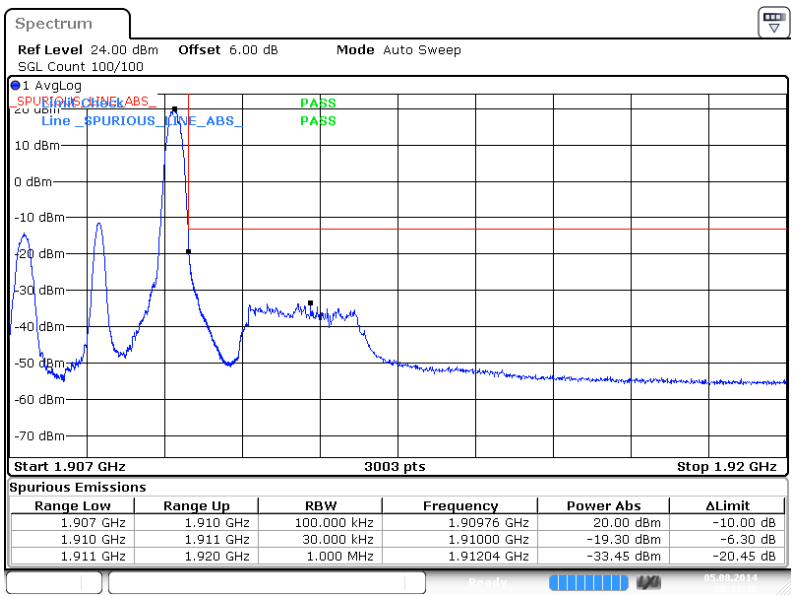

Spurious Emissions

Range Low	Range Up	RBW	Frequency	Power Abs	ΔLimit
1.907 GHz	1.910 GHz	100.000 kHz	1.90976 GHz	20.00 dBm	-10.00 dB
1.910 GHz	1.911 GHz	30.000 kHz	1.91000 GHz	-19.30 dBm	-6.30 dB
1.911 GHz	1.920 GHz	1.000 MHz	1.91204 GHz	-33.45 dBm	-20.45 dB

Date:5.AUG.2014 00:41:47

Higher Band Edge Plot for 16QAM -RB Size 15, RB Offset 0

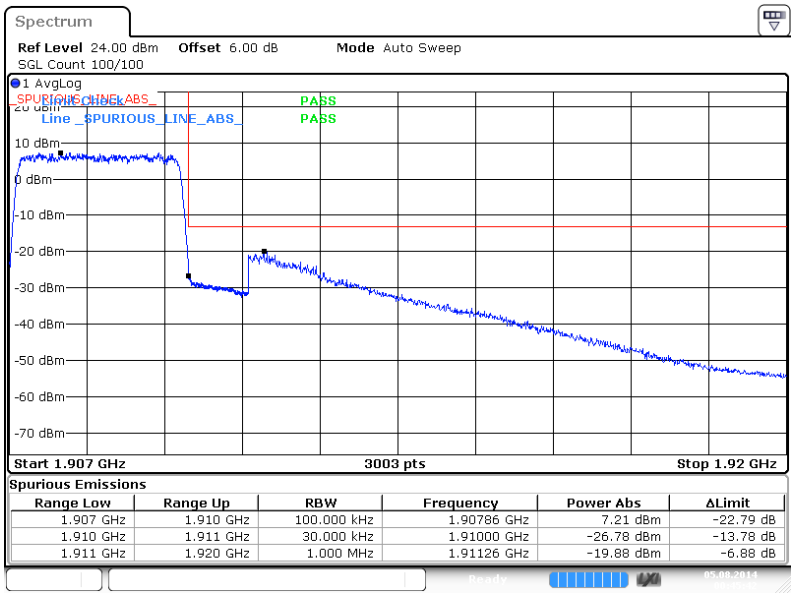

Spurious Emissions

Range Low	Range Up	RBW	Frequency	Power Abs	ΔLimit
1.907 GHz	1.910 GHz	100.000 kHz	1.90786 GHz	7.21 dBm	-22.79 dB
1.910 GHz	1.911 GHz	30.000 kHz	1.91000 GHz	-26.78 dBm	-13.78 dB
1.911 GHz	1.920 GHz	1.000 MHz	1.91126 GHz	-19.88 dBm	-6.88 dB

Date:5.AUG.2014 00:45:42

Band :	LTE Band 2	Band Width :	5MHz / QPSK

Lower Band Edge Plot for QPSK-RB Size 1, RB Offset 0

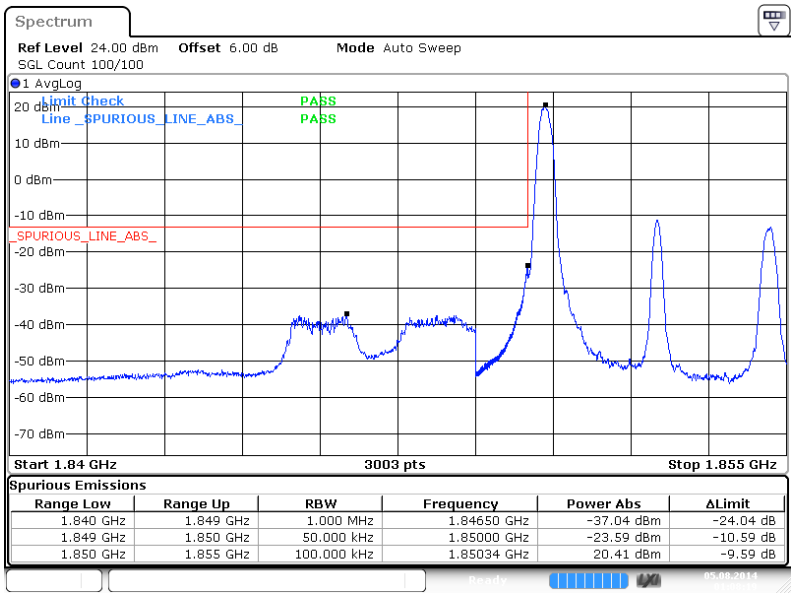

Spurious Emissions

Range Low	Range Up	RBW	Frequency	Power Abs	ΔLimit
1.840 GHz	1.849 GHz	1.000 MHz	1.84650 GHz	-37.04 dBm	-24.04 dB
1.849 GHz	1.850 GHz	50.000 kHz	1.85000 GHz	-23.59 dBm	-10.59 dB
1.850 GHz	1.855 GHz	100.000 kHz	1.85034 GHz	20.41 dBm	-9.59 dB

Date:5.AUG.2014 01:08:19

Lower Band Edge Plot for QPSK-RB Size 25, RB Offset 0

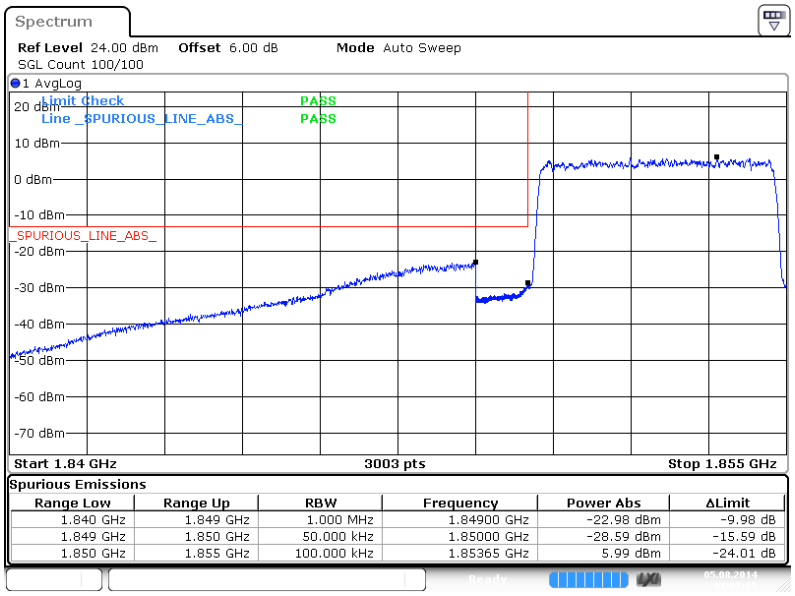

Spurious Emissions

Range Low	Range Up	RBW	Frequency	Power Abs	ΔLimit
1.840 GHz	1.849 GHz	1.000 MHz	1.84900 GHz	-22.98 dBm	-9.98 dB
1.849 GHz	1.850 GHz	50.000 kHz	1.85000 GHz	-28.59 dBm	-15.59 dB
1.850 GHz	1.855 GHz	100.000 kHz	1.85365 GHz	5.99 dBm	-24.01 dB

Date:5.AUG.2014 01:07:26

Higher Band Edge Plot for QPSK-RB Size 1, RB Offset 24

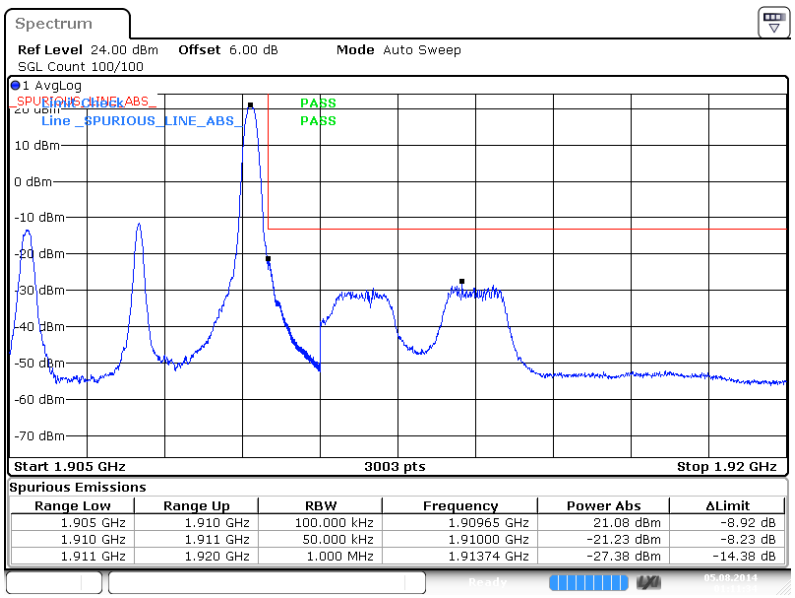

Spurious Emissions

Range Low	Range Up	RBW	Frequency	Power Abs	ΔLimit
1.905 GHz	1.910 GHz	100.000 kHz	1.90965 GHz	21.08 dBm	-8.92 dB
1.910 GHz	1.911 GHz	50.000 kHz	1.91000 GHz	-21.23 dBm	-8.23 dB
1.911 GHz	1.920 GHz	1.000 MHz	1.91374 GHz	-27.38 dBm	-14.38 dB

Date:5.AUG.2014 01:11:34

Higher Band Edge Plot for QPSK-RB Size 25, RB Offset 0

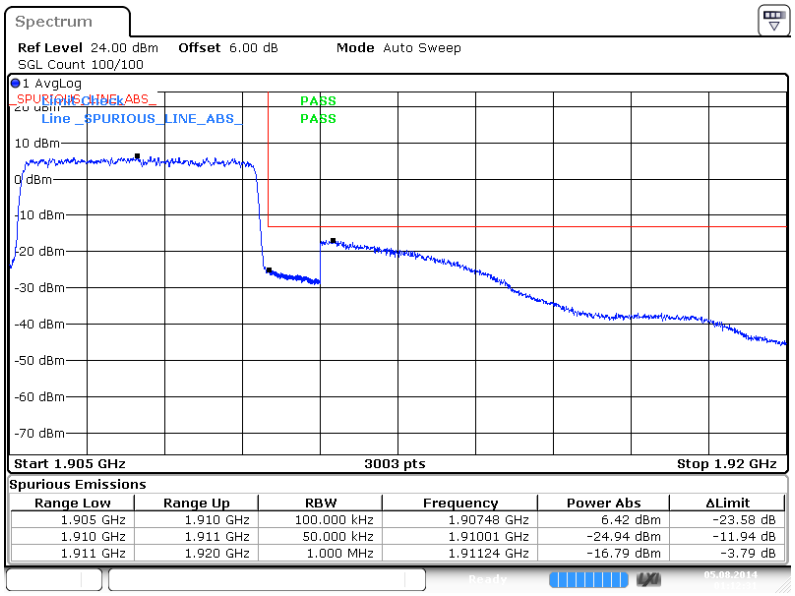

Spurious Emissions

Range Low	Range Up	RBW	Frequency	Power Abs	ΔLimit
1.905 GHz	1.910 GHz	100.000 kHz	1.90748 GHz	6.42 dBm	-23.58 dB
1.910 GHz	1.911 GHz	50.000 kHz	1.91001 GHz	-24.94 dBm	-11.94 dB
1.911 GHz	1.920 GHz	1.000 MHz	1.91124 GHz	-16.79 dBm	-3.79 dB

Date:5.AUG.2014 01:12:31

Band :	LTE Band 2	Band Width :	5MHz / 16QAM

Lower Band Edge Plot for 16QAM-RB Size 1, RB Offset 0

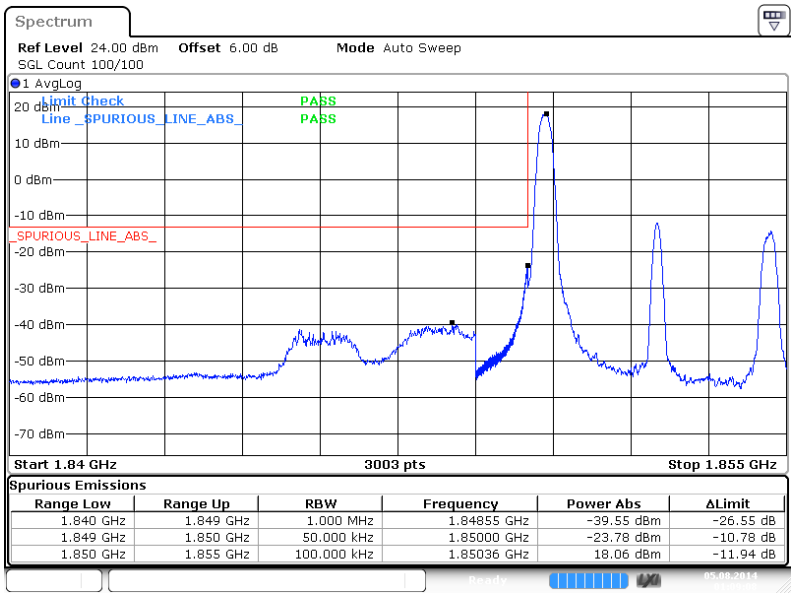

Range Low	Range Up	RBW	Frequency	Power Abs	ΔLimit
1.840 GHz	1.849 GHz	1.000 MHz	1.84855 GHz	-39.55 dBm	-26.55 dB
1.849 GHz	1.850 GHz	50.000 kHz	1.85000 GHz	-23.78 dBm	-10.78 dB
1.850 GHz	1.855 GHz	100.000 kHz	1.85036 GHz	18.06 dBm	-11.94 dB

Date:5.AUG.2014 01:09:08

Lower Band Edge Plot for 16QAM-RB Size 25, RB Offset 0

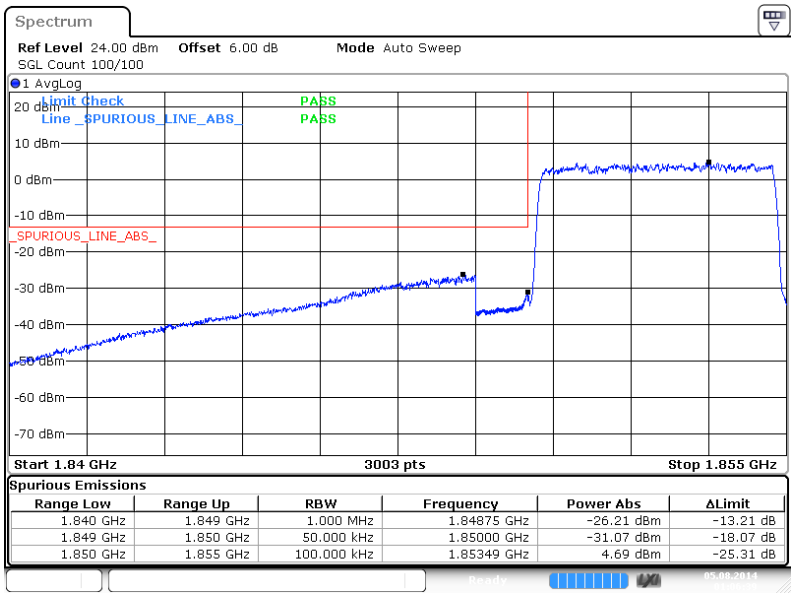

Range Low	Range Up	RBW	Frequency	Power Abs	ΔLimit
1.840 GHz	1.849 GHz	1.000 MHz	1.84875 GHz	-26.21 dBm	-13.21 dB
1.849 GHz	1.850 GHz	50.000 kHz	1.85000 GHz	-31.07 dBm	-18.07 dB
1.850 GHz	1.855 GHz	100.000 kHz	1.85349 GHz	4.69 dBm	-25.31 dB

Date:5.AUG.2014 01:06:38

Higher Band Edge Plot for 16QAM-RB Size 1, RB Offset 24

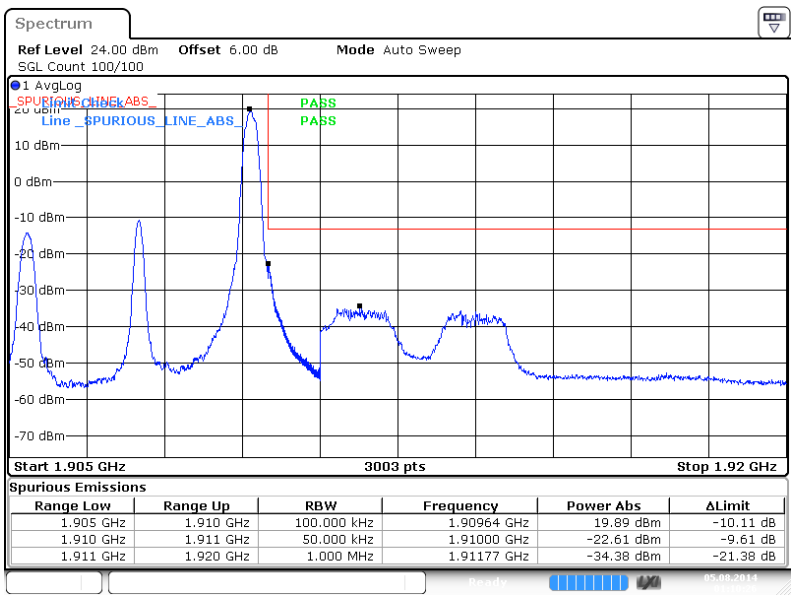

Spurious Emissions

Range Low	Range Up	RBW	Frequency	Power Abs	ΔLimit
1.905 GHz	1.910 GHz	100.000 kHz	1.90964 GHz	19.89 dBm	-10.11 dB
1.910 GHz	1.911 GHz	50.000 kHz	1.91000 GHz	-22.61 dBm	-9.61 dB
1.911 GHz	1.920 GHz	1.000 MHz	1.91177 GHz	-34.38 dBm	-21.38 dB

Date:5.AUG.2014 01:10:25

Higher Band Edge Plot for 16QAM-RB Size 25, RB Offset 0

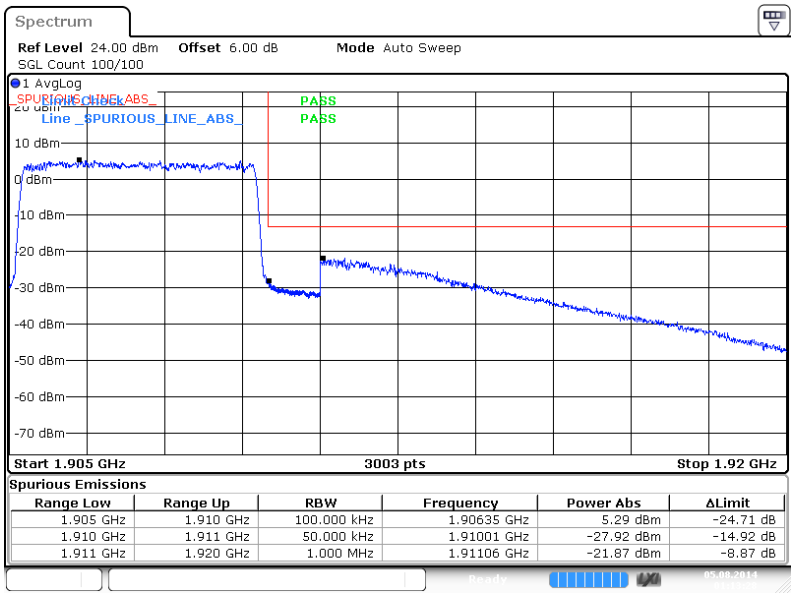

Spurious Emissions

Range Low	Range Up	RBW	Frequency	Power Abs	ΔLimit
1.905 GHz	1.910 GHz	100.000 kHz	1.90635 GHz	5.29 dBm	-24.71 dB
1.910 GHz	1.911 GHz	50.000 kHz	1.91001 GHz	-27.92 dBm	-14.92 dB
1.911 GHz	1.920 GHz	1.000 MHz	1.91106 GHz	-21.87 dBm	-8.87 dB

Date:5.AUG.2014 01:13:28

Band :	LTE Band 2	Band Width :	10MHz / QPSK

Lower Band Edge Plot for QPSK-RB Size 1, RB Offset 0

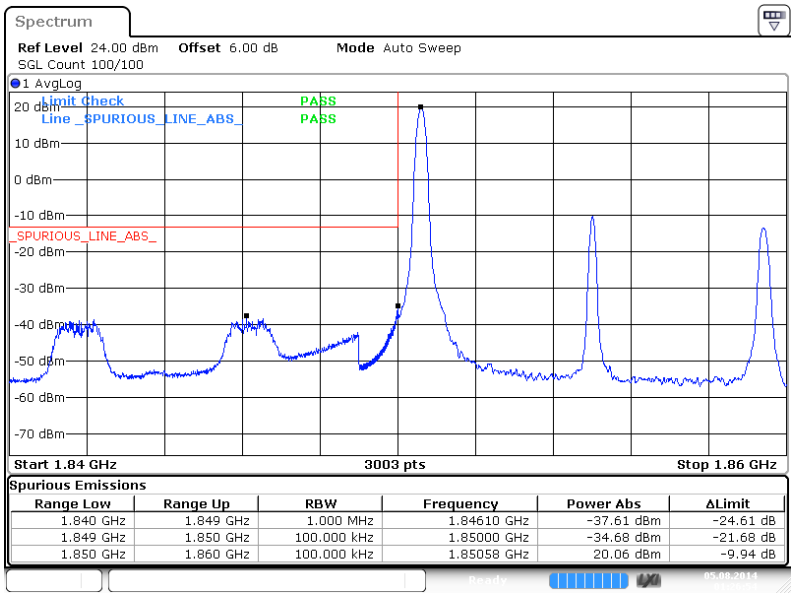

Spurious Emissions

Range Low	Range Up	RBW	Frequency	Power Abs	ΔLimit
1.840 GHz	1.849 GHz	1.000 MHz	1.84610 GHz	-37.61 dBm	-24.61 dB
1.849 GHz	1.850 GHz	100.000 kHz	1.85000 GHz	-34.68 dBm	-21.68 dB
1.850 GHz	1.860 GHz	100.000 kHz	1.85058 GHz	20.06 dBm	-9.94 dB

Date:5.AUG.2014 01:26:54

Lower Band Edge Plot for QPSK-RB Size 50, RB Offset 0

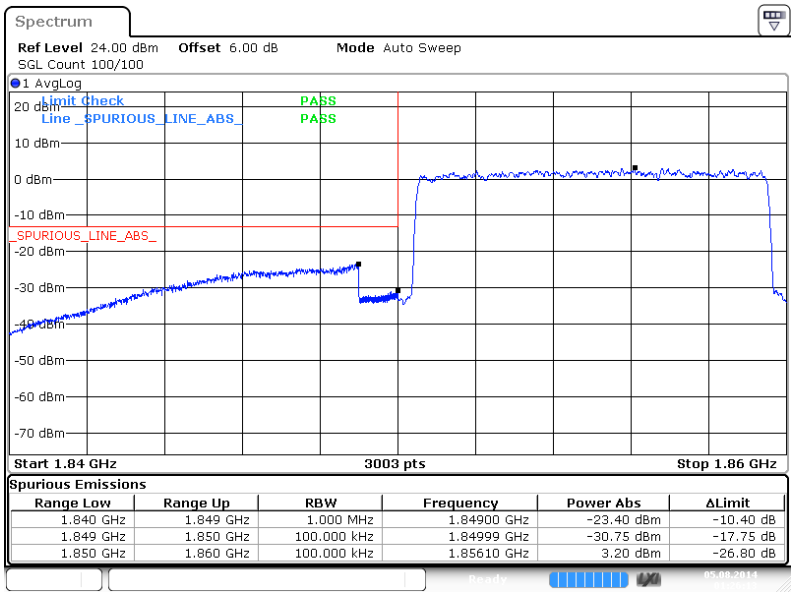

Spurious Emissions

Range Low	Range Up	RBW	Frequency	Power Abs	ΔLimit
1.840 GHz	1.849 GHz	1.000 MHz	1.84900 GHz	-23.40 dBm	-10.40 dB
1.849 GHz	1.850 GHz	100.000 kHz	1.84999 GHz	-30.75 dBm	-17.75 dB
1.850 GHz	1.860 GHz	100.000 kHz	1.85610 GHz	3.20 dBm	-26.80 dB

Date:5.AUG.2014 01:26:13

Higher Band Edge Plot for QPSK-RB Size 1, RB Offset 49

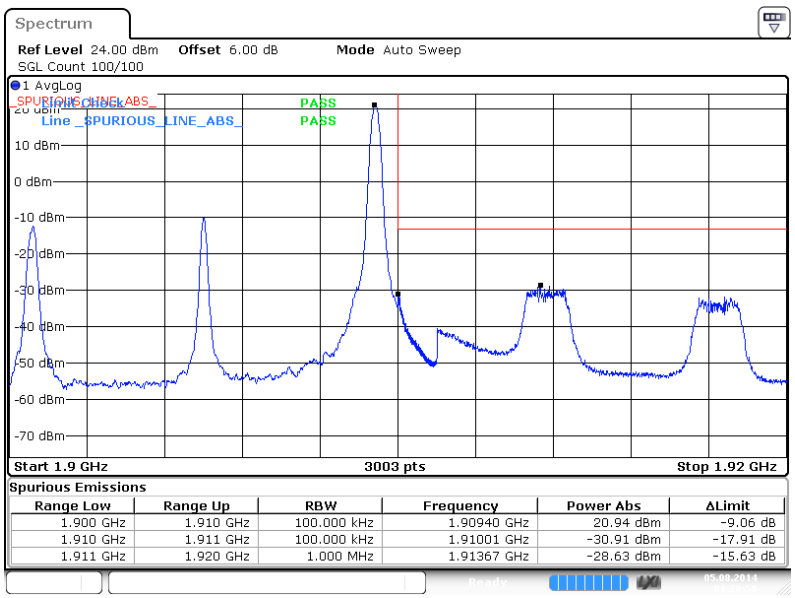

Spurious Emissions

Range Low	Range Up	RBW	Frequency	Power Abs	ΔLimit
1.900 GHz	1.910 GHz	100.000 kHz	1.90940 GHz	20.94 dBm	-9.06 dB
1.910 GHz	1.911 GHz	100.000 kHz	1.91001 GHz	-30.91 dBm	-17.91 dB
1.911 GHz	1.920 GHz	1.000 MHz	1.91367 GHz	-28.63 dBm	-15.63 dB

Date:5.AUG.2014 01:28:58

Higher Band Edge Plot for QPSK-RB Size 50, RB Offset 0

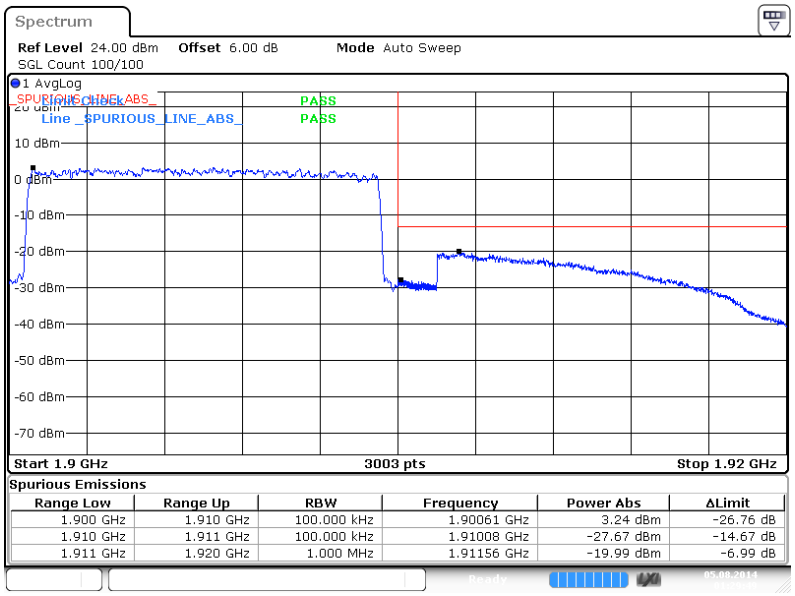

Spurious Emissions

Range Low	Range Up	RBW	Frequency	Power Abs	ΔLimit
1.900 GHz	1.910 GHz	100.000 kHz	1.90061 GHz	3.24 dBm	-26.76 dB
1.910 GHz	1.911 GHz	100.000 kHz	1.91008 GHz	-27.67 dBm	-14.67 dB
1.911 GHz	1.920 GHz	1.000 MHz	1.91156 GHz	-19.99 dBm	-6.99 dB

Date:5.AUG.2014 01:29:49

Band :	LTE Band 2	Band Width :	10MHz / 16QAM

Lower Band Edge Plot for 16QAM-RB Size 1, RB Offset 0

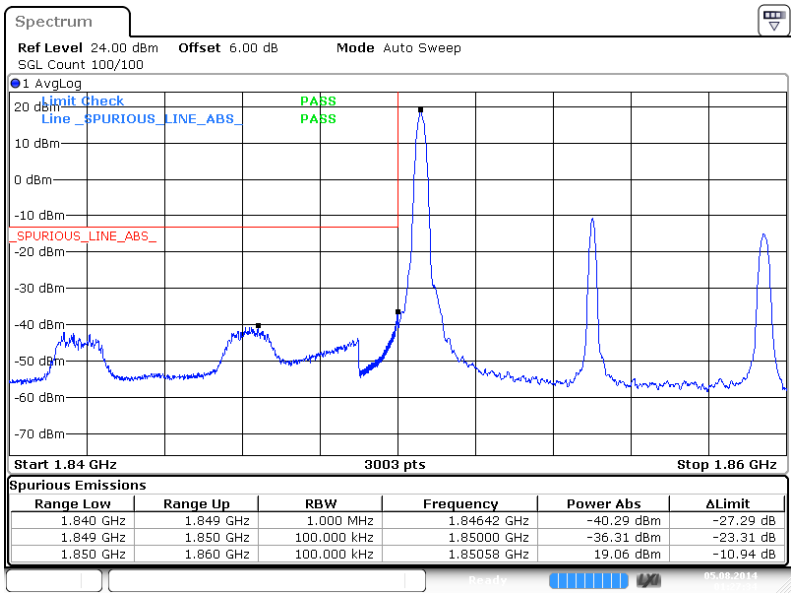

Spurious Emissions

Range Low	Range Up	RBW	Frequency	Power Abs	ΔLimit
1.840 GHz	1.849 GHz	1.000 MHz	1.84642 GHz	-40.29 dBm	-27.29 dB
1.849 GHz	1.850 GHz	100.000 kHz	1.85000 GHz	-36.31 dBm	-23.31 dB
1.850 GHz	1.860 GHz	100.000 kHz	1.85058 GHz	19.06 dBm	-10.94 dB

Date:5.AUG.2014 01:27:34

Lower Band Edge Plot for 16QAM-RB Size 50, RB Offset 0

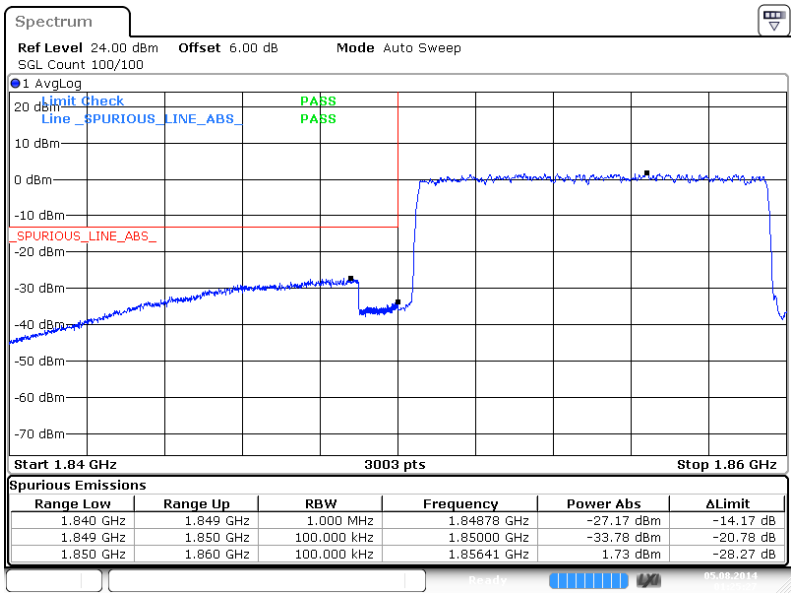

Spurious Emissions

Range Low	Range Up	RBW	Frequency	Power Abs	ΔLimit
1.840 GHz	1.849 GHz	1.000 MHz	1.84878 GHz	-27.17 dBm	-14.17 dB
1.849 GHz	1.850 GHz	100.000 kHz	1.85000 GHz	-33.78 dBm	-20.78 dB
1.850 GHz	1.860 GHz	100.000 kHz	1.85641 GHz	1.73 dBm	-28.27 dB

Date:5.AUG.2014 01:25:27

Higher Band Edge Plot for 16QAM-RB Size 1, RB Offset 49

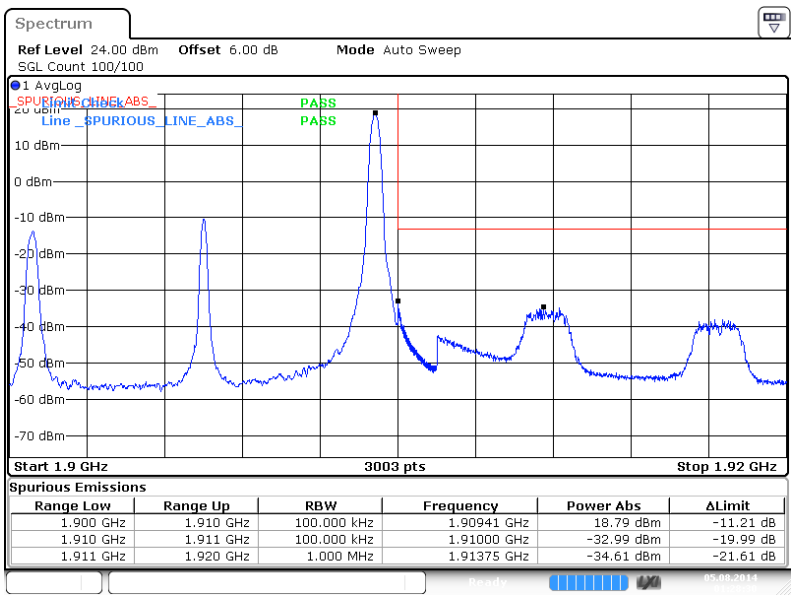

Spurious Emissions

Range Low	Range Up	RBW	Frequency	Power Abs	ΔLimit
1.900 GHz	1.910 GHz	100.000 kHz	1.90941 GHz	18.79 dBm	-11.21 dB
1.910 GHz	1.911 GHz	100.000 kHz	1.91000 GHz	-32.99 dBm	-19.99 dB
1.911 GHz	1.920 GHz	1.000 MHz	1.91375 GHz	-34.61 dBm	-21.61 dB

Date:5.AUG.2014 01:28:30

Higher Band Edge Plot for 16QAM-RB Size 50, RB Offset 0

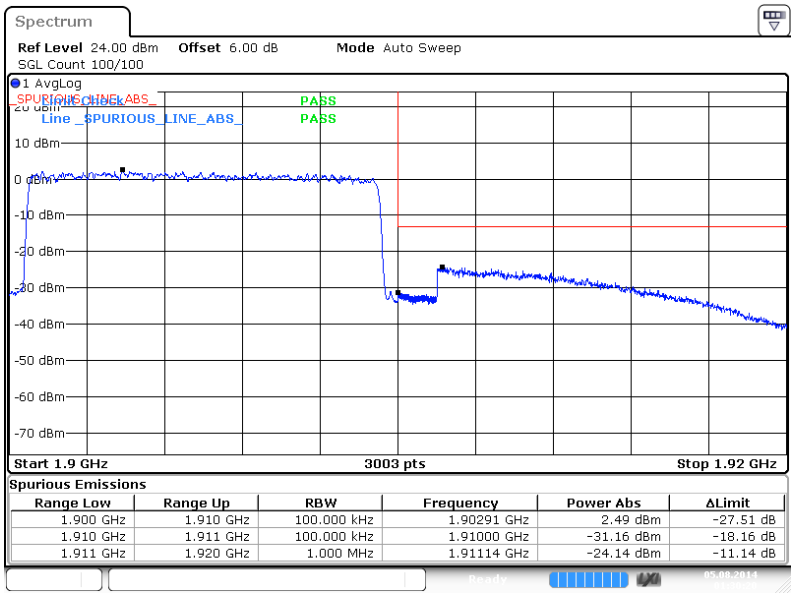

Spurious Emissions

Range Low	Range Up	RBW	Frequency	Power Abs	ΔLimit
1.900 GHz	1.910 GHz	100.000 kHz	1.90291 GHz	2.49 dBm	-27.51 dB
1.910 GHz	1.911 GHz	100.000 kHz	1.91000 GHz	-31.16 dBm	-18.16 dB
1.911 GHz	1.920 GHz	1.000 MHz	1.91114 GHz	-24.14 dBm	-11.14 dB

Date:5.AUG.2014 01:30:20

Band :	LTE Band 2	Band Width :	15MHz / QPSK

Lower Band Edge Plot for QPSK-RB Size 1, RB Offset 0

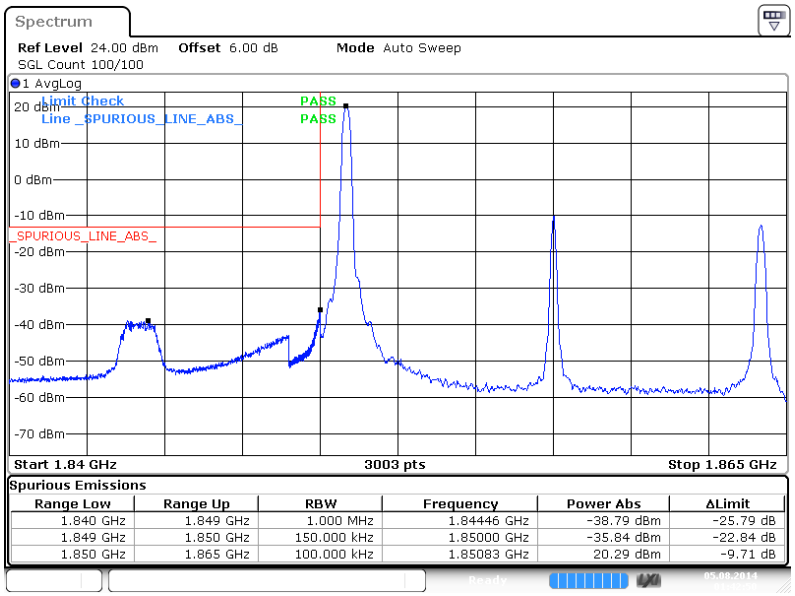

Spurious Emissions

Range Low	Range Up	RBW	Frequency	Power Abs	ΔLimit
1.840 GHz	1.849 GHz	1.000 MHz	1.84446 GHz	-38.79 dBm	-25.79 dB
1.849 GHz	1.850 GHz	150.000 kHz	1.85000 GHz	-35.84 dBm	-22.84 dB
1.850 GHz	1.865 GHz	100.000 kHz	1.85083 GHz	20.29 dBm	-9.71 dB

Date:5.AUG.2014 01:42:50

Lower Band Edge Plot for QPSK-RB Size 75, RB Offset 0

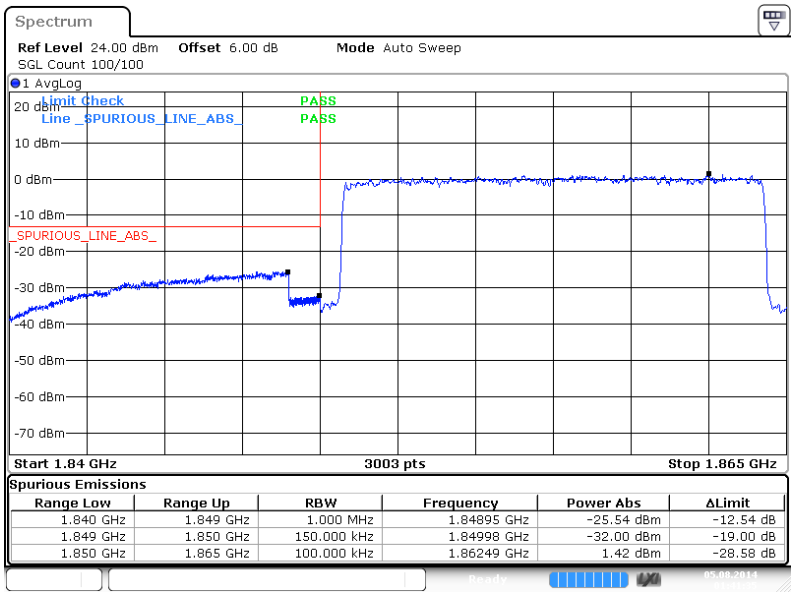

Spurious Emissions

Range Low	Range Up	RBW	Frequency	Power Abs	ΔLimit
1.840 GHz	1.849 GHz	1.000 MHz	1.84895 GHz	-25.54 dBm	-12.54 dB
1.849 GHz	1.850 GHz	150.000 kHz	1.84998 GHz	-32.00 dBm	-19.00 dB
1.850 GHz	1.865 GHz	100.000 kHz	1.86249 GHz	1.42 dBm	-28.58 dB

Date:5.AUG.2014 01:41:35

Higher Band Edge Plot for QPSK-RB Size 1, RB Offset 74

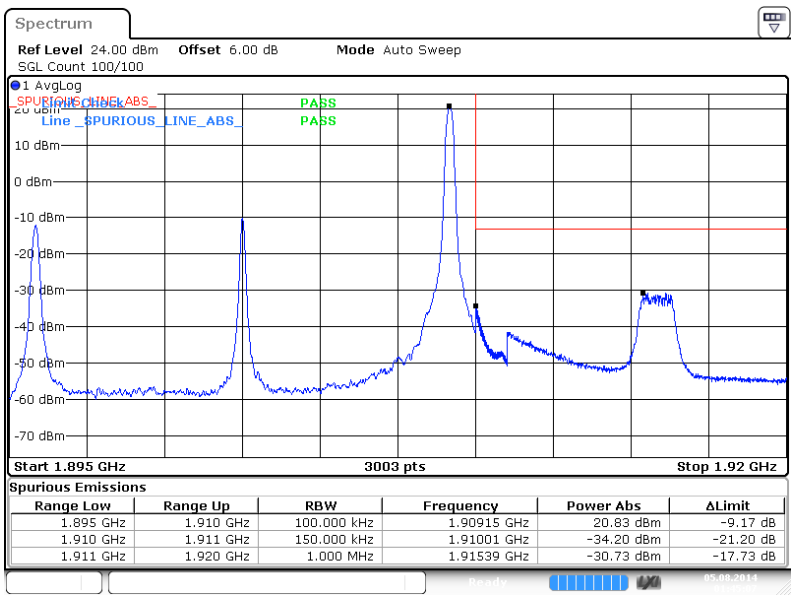

Spurious Emissions

Range Low	Range Up	RBW	Frequency	Power Abs	ΔLimit
1.895 GHz	1.910 GHz	100.000 kHz	1.90915 GHz	20.83 dBm	-9.17 dB
1.910 GHz	1.911 GHz	150.000 kHz	1.91001 GHz	-34.20 dBm	-21.20 dB
1.911 GHz	1.920 GHz	1.000 MHz	1.91539 GHz	-30.73 dBm	-17.73 dB

Date:5.AUG.2014 01:45:07

Higher Band Edge Plot for QPSK-RB Size 75, RB Offset 0

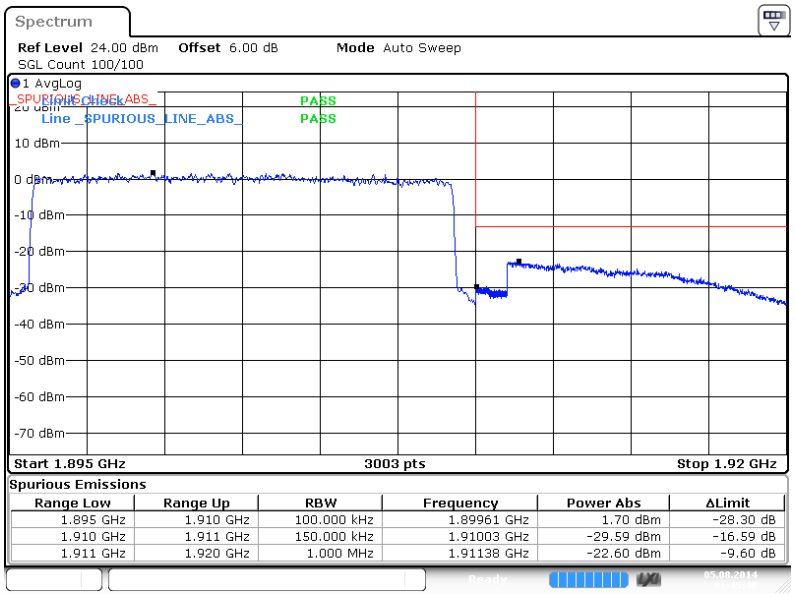

Spurious Emissions

Range Low	Range Up	RBW	Frequency	Power Abs	ΔLimit
1.895 GHz	1.910 GHz	100.000 kHz	1.89961 GHz	1.70 dBm	-28.30 dB
1.910 GHz	1.911 GHz	150.000 kHz	1.91003 GHz	-29.59 dBm	-16.59 dB
1.911 GHz	1.920 GHz	1.000 MHz	1.91138 GHz	-22.60 dBm	-9.60 dB

Date:5.AUG.2014 01:45:40

Band :	LTE Band 2	Band Width :	15MHz / 16QAM

Lower Band Edge Plot for 16QAM-RB Size 1, RB Offset 0

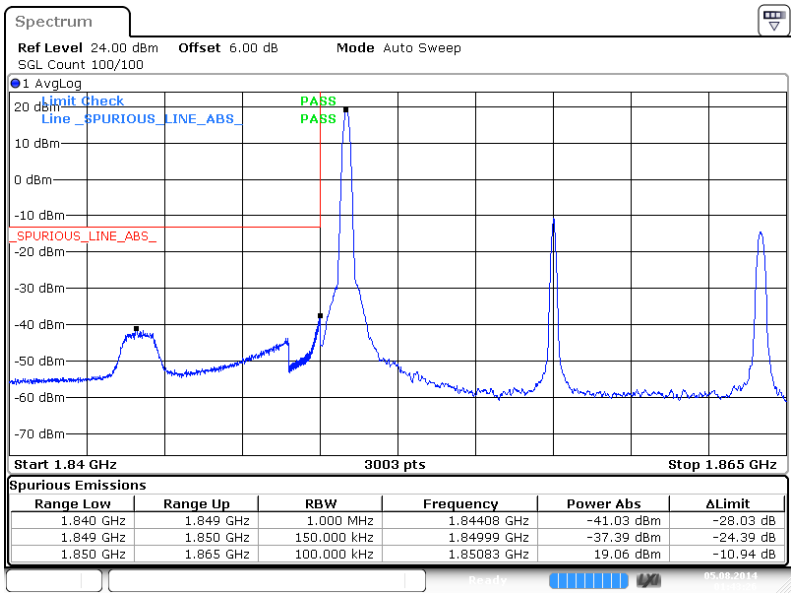

Spurious Emissions

Range Low	Range Up	RBW	Frequency	Power Abs	ΔLimit
1.840 GHz	1.849 GHz	1.000 MHz	1.84408 GHz	-41.03 dBm	-28.03 dB
1.849 GHz	1.850 GHz	150.000 kHz	1.84999 GHz	-37.39 dBm	-24.39 dB
1.850 GHz	1.865 GHz	100.000 kHz	1.85083 GHz	19.06 dBm	-10.94 dB

Date:5.AUG.2014 01:43:26

Lower Band Edge Plot for 16QAM-RB Size 75, RB Offset 0

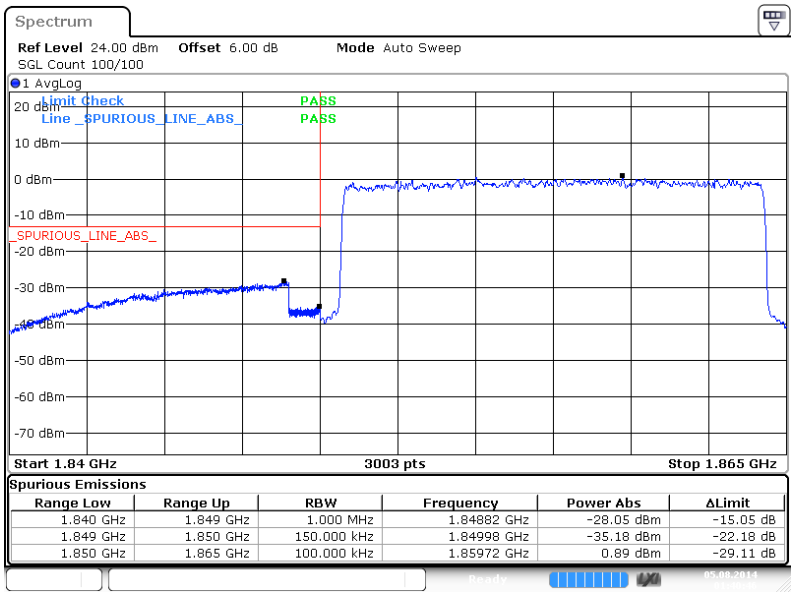

Spurious Emissions

Range Low	Range Up	RBW	Frequency	Power Abs	ΔLimit
1.840 GHz	1.849 GHz	1.000 MHz	1.84882 GHz	-28.05 dBm	-15.05 dB
1.849 GHz	1.850 GHz	150.000 kHz	1.84998 GHz	-35.18 dBm	-22.18 dB
1.850 GHz	1.865 GHz	100.000 kHz	1.85972 GHz	0.89 dBm	-29.11 dB

Date:5.AUG.2014 01:40:46

Higher Band Edge Plot for 16QAM-RB Size 1, RB Offset 74

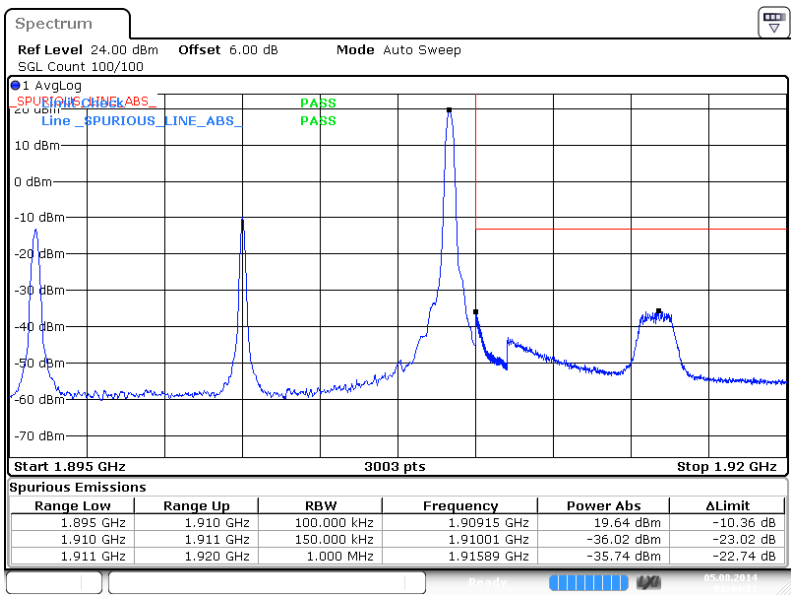

Spurious Emissions

Range Low	Range Up	RBW	Frequency	Power Abs	ΔLimit
1.895 GHz	1.910 GHz	100.000 kHz	1.90915 GHz	19.64 dBm	-10.36 dB
1.910 GHz	1.911 GHz	150.000 kHz	1.91001 GHz	-36.02 dBm	-23.02 dB
1.911 GHz	1.920 GHz	1.000 MHz	1.91589 GHz	-35.74 dBm	-22.74 dB

Date:5.AUG.2014 01:44:11

Higher Band Edge Plot for 16QAM-RB Size 75, RB Offset 0

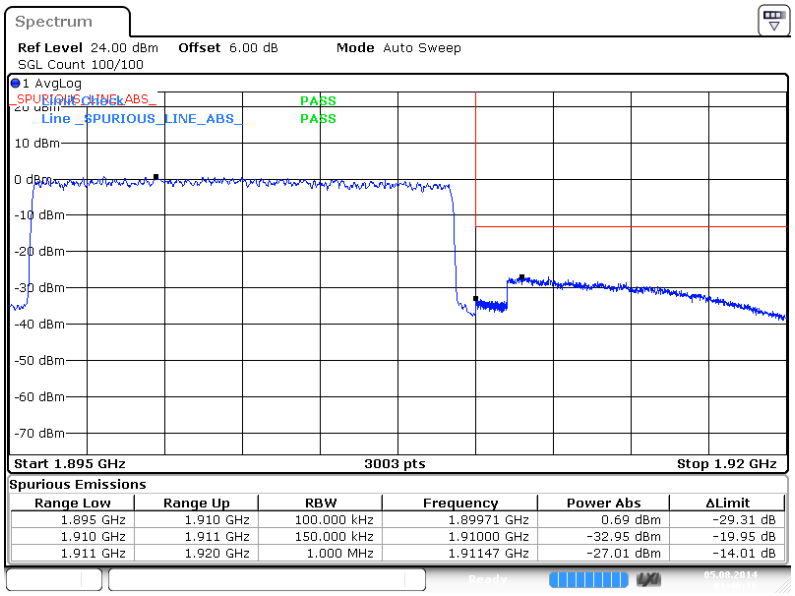

Spurious Emissions

Range Low	Range Up	RBW	Frequency	Power Abs	ΔLimit
1.895 GHz	1.910 GHz	100.000 kHz	1.89971 GHz	0.69 dBm	-29.31 dB
1.910 GHz	1.911 GHz	150.000 kHz	1.91000 GHz	-32.95 dBm	-19.95 dB
1.911 GHz	1.920 GHz	1.000 MHz	1.91147 GHz	-27.01 dBm	-14.01 dB

Date:5.AUG.2014 01:46:18

Band :	LTE Band 2	Band Width :	20MHz / QPSK

Lower Band Edge Plot for QPSK-RB Size 1, RB Offset 0

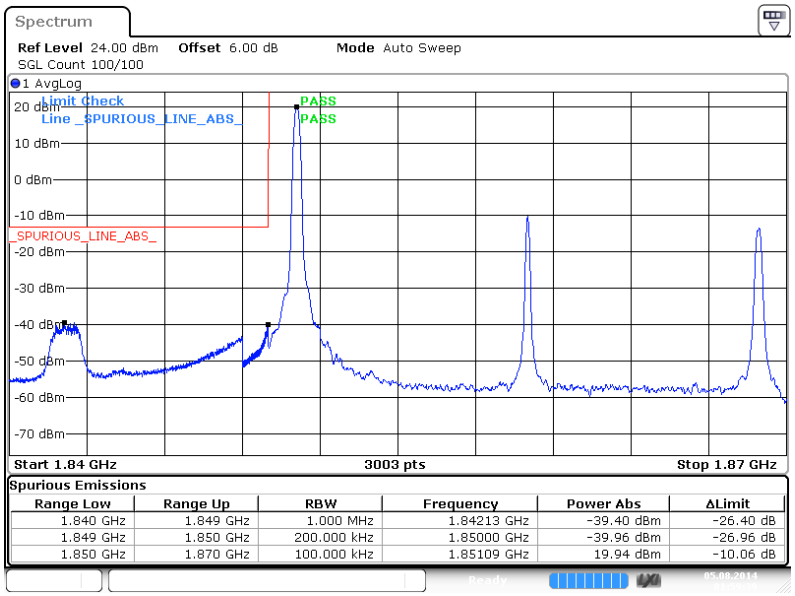

Spurious Emissions

Range Low	Range Up	RBW	Frequency	Power Abs	ΔLimit
1.840 GHz	1.849 GHz	1.000 MHz	1.84213 GHz	-39.40 dBm	-26.40 dB
1.849 GHz	1.850 GHz	200.000 kHz	1.85000 GHz	-39.96 dBm	-26.96 dB
1.850 GHz	1.870 GHz	100.000 kHz	1.85109 GHz	19.94 dBm	-10.06 dB

Date:5.AUG.2014 01:59:38

Lower Band Edge Plot for QPSK-RB Size 100, RB Offset 0

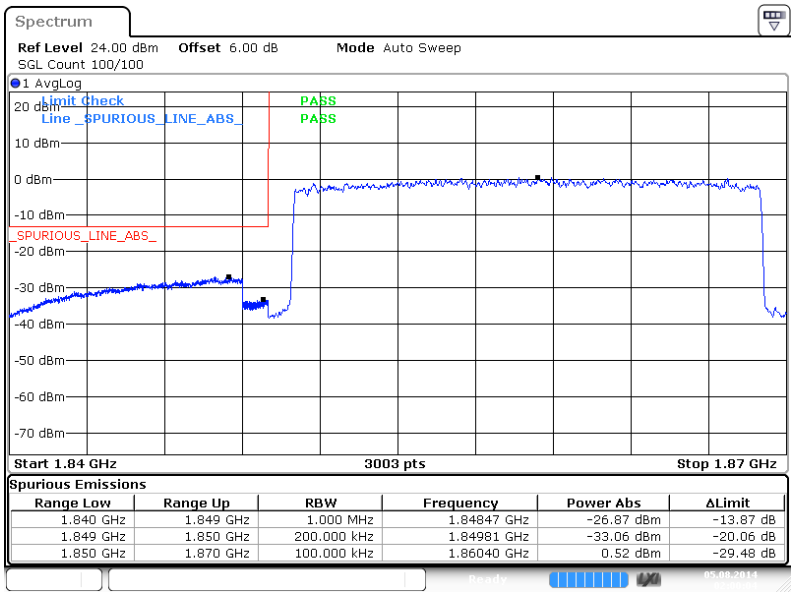

Spurious Emissions

Range Low	Range Up	RBW	Frequency	Power Abs	ΔLimit
1.840 GHz	1.849 GHz	1.000 MHz	1.84847 GHz	-26.87 dBm	-13.87 dB
1.849 GHz	1.850 GHz	200.000 kHz	1.84981 GHz	-33.06 dBm	-20.06 dB
1.850 GHz	1.870 GHz	100.000 kHz	1.86040 GHz	0.52 dBm	-29.48 dB

Date:5.AUG.2014 02:00:04

Higher Band Edge Plot for QPSK-RB Size 1, RB Offset 99

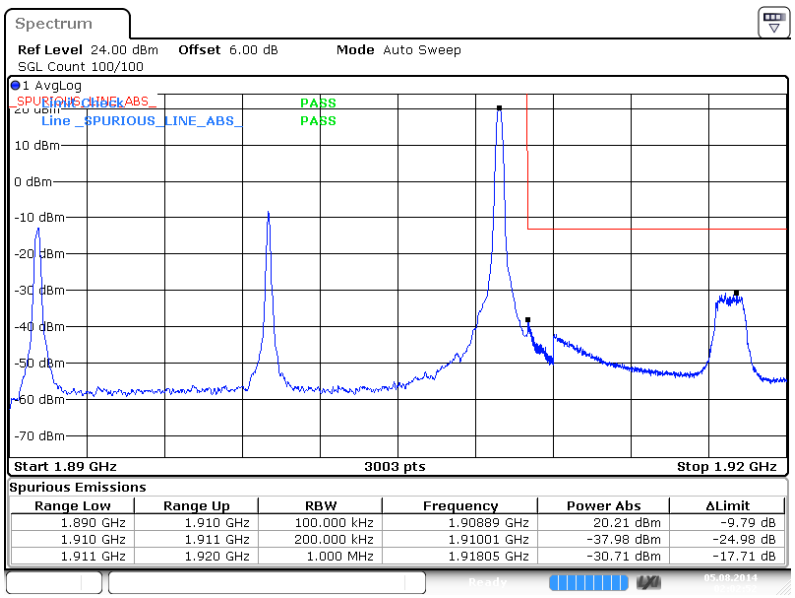

Spurious Emissions

Range Low	Range Up	RBW	Frequency	Power Abs	ΔLimit
1.890 GHz	1.910 GHz	100.000 kHz	1.90889 GHz	20.21 dBm	-9.79 dB
1.910 GHz	1.911 GHz	200.000 kHz	1.91001 GHz	-37.98 dBm	-24.98 dB
1.911 GHz	1.920 GHz	1.000 MHz	1.91805 GHz	-30.71 dBm	-17.71 dB

Date:5.AUG.2014 02:02:53

Higher Band Edge Plot for QPSK-RB Size 100, RB Offset 0

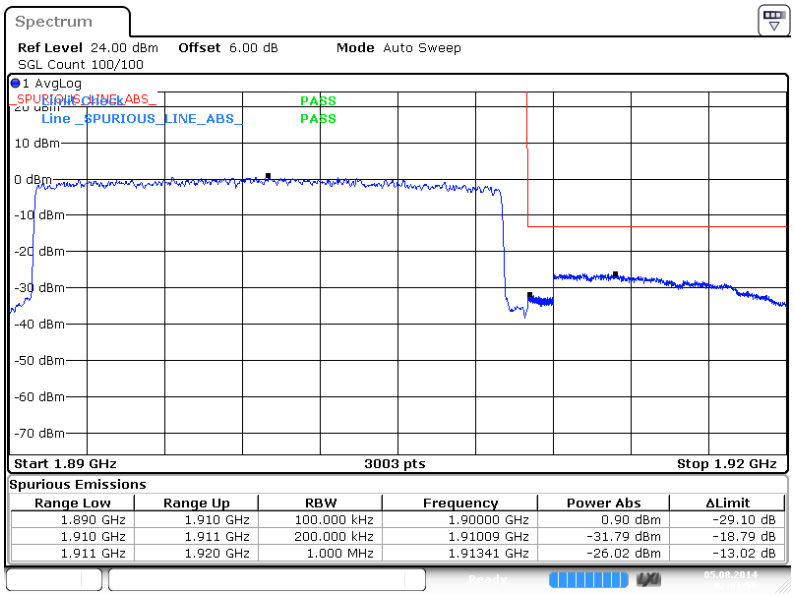

Spurious Emissions

Range Low	Range Up	RBW	Frequency	Power Abs	ΔLimit
1.890 GHz	1.910 GHz	100.000 kHz	1.90000 GHz	0.90 dBm	-29.10 dB
1.910 GHz	1.911 GHz	200.000 kHz	1.91009 GHz	-31.79 dBm	-18.79 dB
1.911 GHz	1.920 GHz	1.000 MHz	1.91341 GHz	-26.02 dBm	-13.02 dB

Date:5.AUG.2014 02:01:50

Band :	LTE Band 2	Band Width :	20MHz / 16QAM

Lower Band Edge Plot for 16QAM-RB Size 1, RB Offset 0

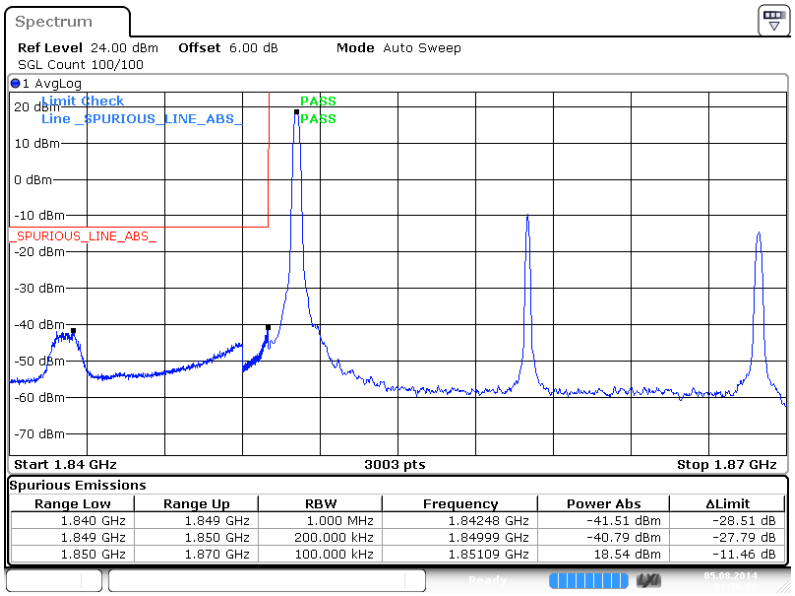

Spurious Emissions

Range Low	Range Up	RBW	Frequency	Power Abs	ΔLimit
1.840 GHz	1.849 GHz	1.000 MHz	1.84248 GHz	-41.51 dBm	-28.51 dB
1.849 GHz	1.850 GHz	200.000 kHz	1.84999 GHz	-40.79 dBm	-27.79 dB
1.850 GHz	1.870 GHz	100.000 kHz	1.85109 GHz	18.54 dBm	-11.46 dB

Date:5.AUG.2014 01:58:52

Lower Band Edge Plot for 16QAM-RB Size 100, RB Offset 0

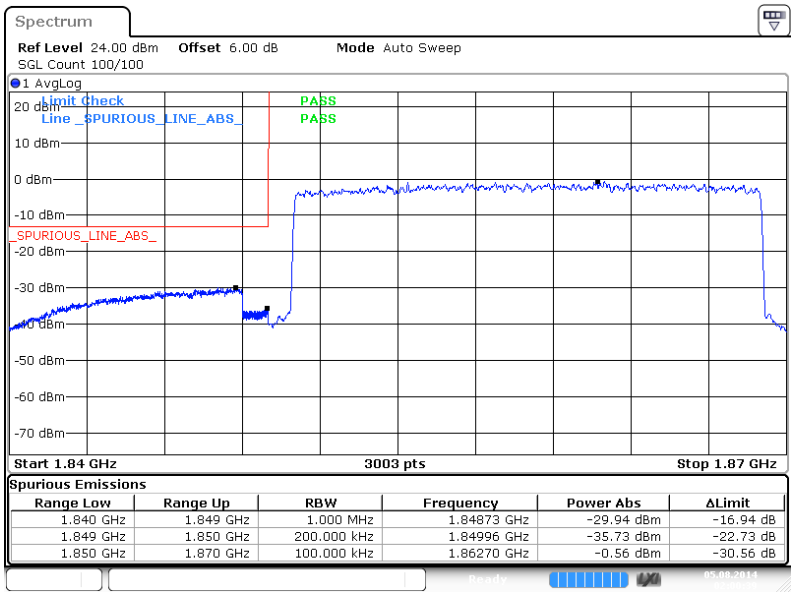

Spurious Emissions

Range Low	Range Up	RBW	Frequency	Power Abs	ΔLimit
1.840 GHz	1.849 GHz	1.000 MHz	1.84873 GHz	-29.94 dBm	-16.94 dB
1.849 GHz	1.850 GHz	200.000 kHz	1.84996 GHz	-35.73 dBm	-22.73 dB
1.850 GHz	1.870 GHz	100.000 kHz	1.86270 GHz	-0.56 dBm	-30.56 dB

Date:5.AUG.2014 02:00:39

Higher Band Edge Plot for 16QAM-RB Size 1, RB Offset 99

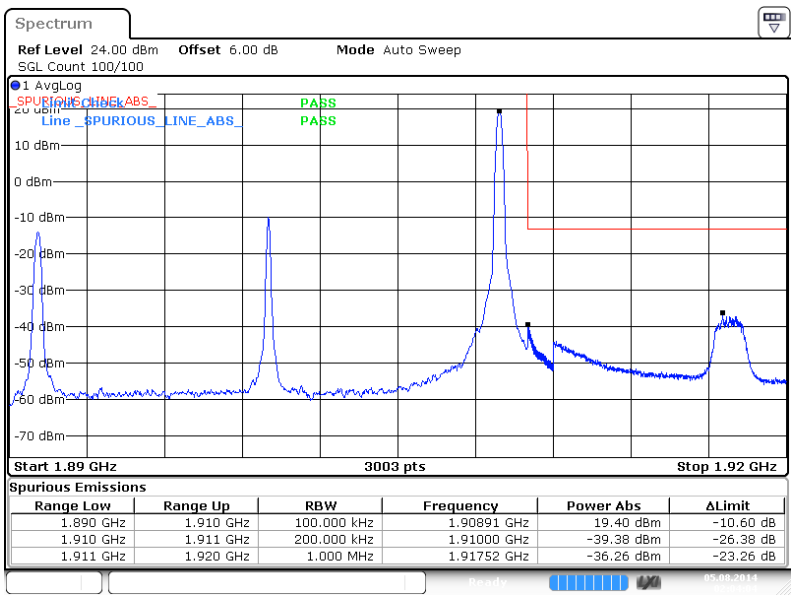

Spurious Emissions

Range Low	Range Up	RBW	Frequency	Power Abs	ΔLimit
1.890 GHz	1.910 GHz	100.000 kHz	1.90891 GHz	19.40 dBm	-10.60 dB
1.910 GHz	1.911 GHz	200.000 kHz	1.91000 GHz	-39.38 dBm	-26.38 dB
1.911 GHz	1.920 GHz	1.000 MHz	1.91752 GHz	-36.26 dBm	-23.26 dB

Date:5.AUG.2014 02:04:04

Higher Band Edge Plot for 16QAM-RB Size 100, RB Offset 0

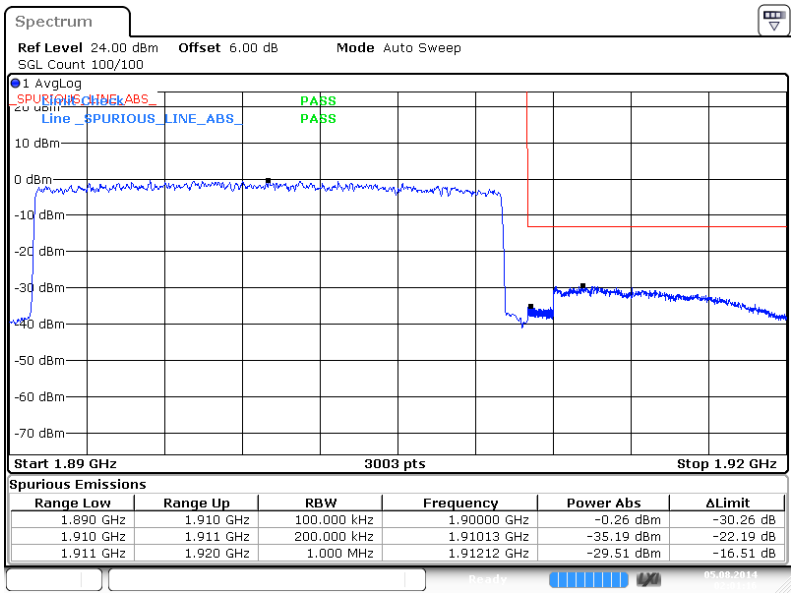

Spurious Emissions

Range Low	Range Up	RBW	Frequency	Power Abs	ΔLimit
1.890 GHz	1.910 GHz	100.000 kHz	1.90000 GHz	-0.26 dBm	-30.26 dB
1.910 GHz	1.911 GHz	200.000 kHz	1.91013 GHz	-35.19 dBm	-22.19 dB
1.911 GHz	1.920 GHz	1.000 MHz	1.91212 GHz	-29.51 dBm	-16.51 dB

Date:5.AUG.2014 02:01:16

Band :	LTE Band 4	Band Width :	1.4MHz / QPSK

Lower Band Edge Plot for QPSK-RB Size 1, RB Offset 0

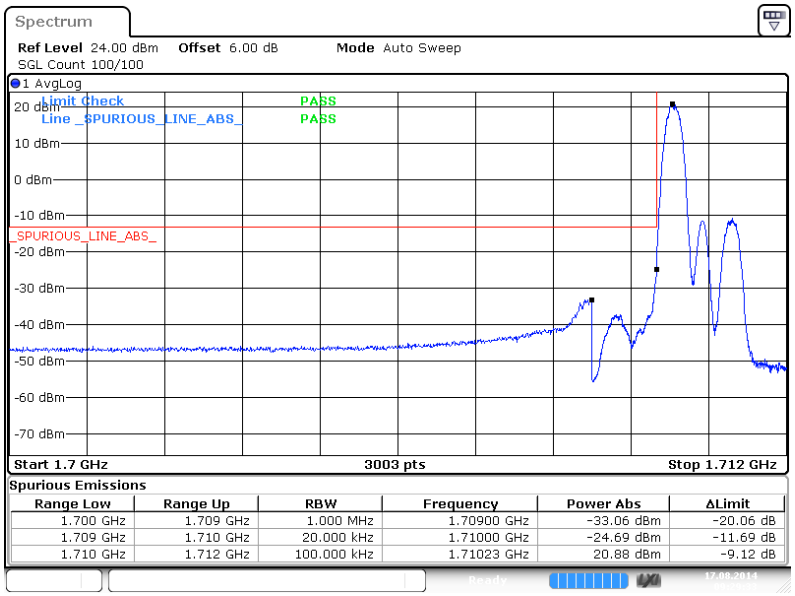

Spurious Emissions

Range Low	Range Up	RBW	Frequency	Power Abs	ΔLimit
1.700 GHz	1.709 GHz	1.000 MHz	1.70900 GHz	-33.06 dBm	-20.06 dB
1.709 GHz	1.710 GHz	20.000 kHz	1.71000 GHz	-24.69 dBm	-11.69 dB
1.710 GHz	1.712 GHz	100.000 kHz	1.71023 GHz	20.88 dBm	-9.12 dB

Date:17 AUG 2014 09:29:32

Lower Band Edge Plot for QPSK-RB Size 6, RB Offset 0

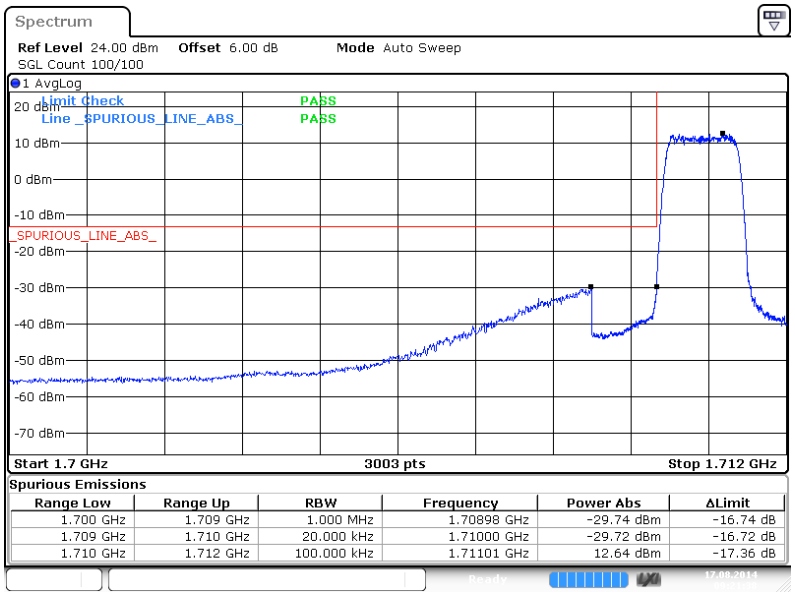

Spurious Emissions

Range Low	Range Up	RBW	Frequency	Power Abs	ΔLimit
1.700 GHz	1.709 GHz	1.000 MHz	1.70898 GHz	-29.74 dBm	-16.74 dB
1.709 GHz	1.710 GHz	20.000 kHz	1.71000 GHz	-29.72 dBm	-16.72 dB
1.710 GHz	1.712 GHz	100.000 kHz	1.71101 GHz	12.64 dBm	-17.36 dB

Date:17 AUG 2014 09:21:38

Higher Band Edge Plot for QPSK-RB Size 1, RB Offset 5

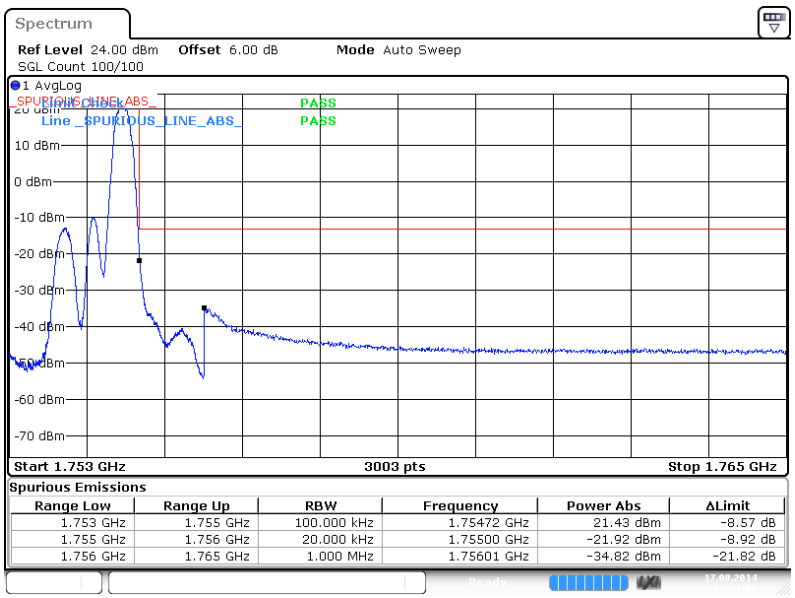

Spurious Emissions

Range Low	Range Up	RBW	Frequency	Power Abs	ΔLimit
1.753 GHz	1.755 GHz	100.000 kHz	1.75472 GHz	21.43 dBm	-8.57 dB
1.755 GHz	1.756 GHz	20.000 kHz	1.75500 GHz	-21.92 dBm	-8.92 dB
1.756 GHz	1.765 GHz	1.000 MHz	1.75601 GHz	-34.82 dBm	-21.82 dB

Date:17 AUG 2014 09:31:08

Higher Band Edge Plot for QPSK-RB Size 6, RB Offset 0

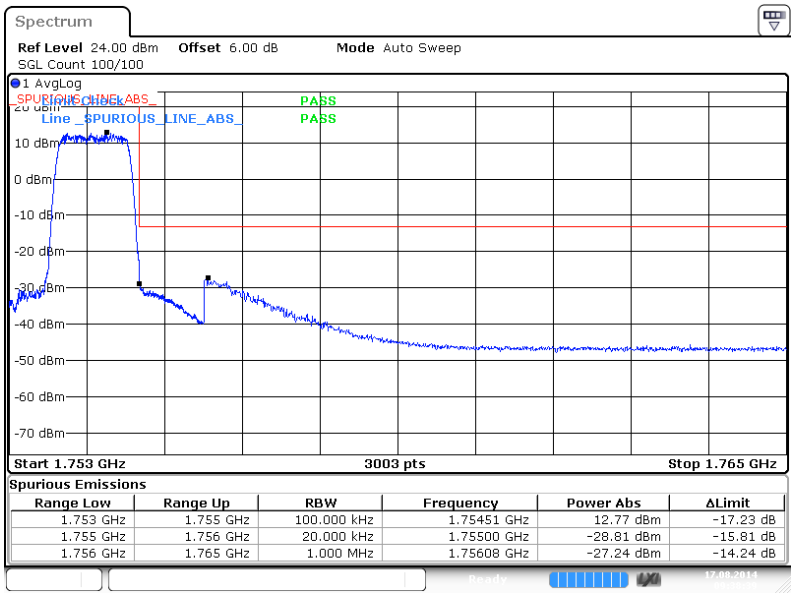

Spurious Emissions

Range Low	Range Up	RBW	Frequency	Power Abs	ΔLimit
1.753 GHz	1.755 GHz	100.000 kHz	1.75451 GHz	12.77 dBm	-17.23 dB
1.755 GHz	1.756 GHz	20.000 kHz	1.75500 GHz	-28.81 dBm	-15.81 dB
1.756 GHz	1.765 GHz	1.000 MHz	1.75608 GHz	-27.24 dBm	-14.24 dB

Date:17 AUG 2014 09:38:40

Band :	LTE Band 4	Band Width :	1.4MHz / 16QAM

Lower Band Edge Plot for 16QAM -RB Size 1, RB Offset 0

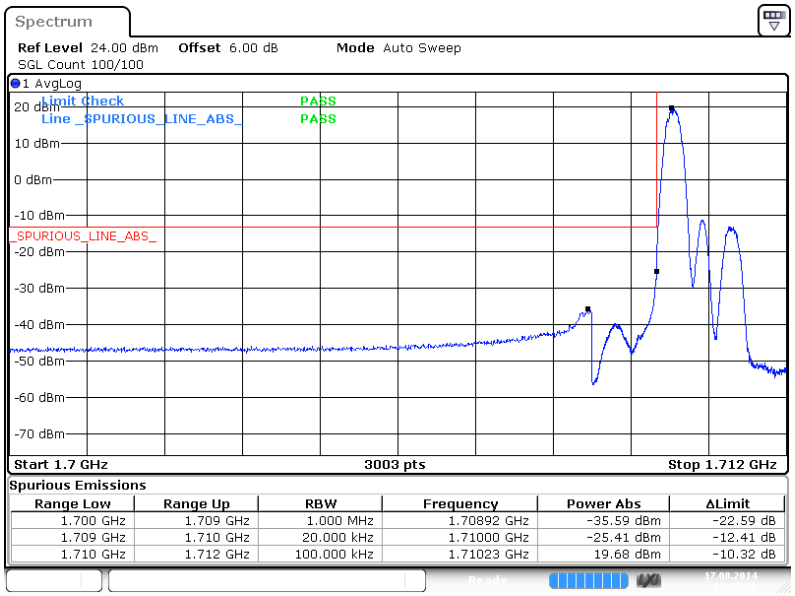

Spurious Emissions

Range Low	Range Up	RBW	Frequency	Power Abs	ΔLimit
1.700 GHz	1.709 GHz	1.000 MHz	1.70892 GHz	-35.59 dBm	-22.59 dB
1.709 GHz	1.710 GHz	20.000 kHz	1.71000 GHz	-25.41 dBm	-12.41 dB
1.710 GHz	1.712 GHz	100.000 kHz	1.71023 GHz	19.68 dBm	-10.32 dB

Date:17 AUG 2014 09:27:28

Lower Band Edge Plot for 16QAM-RB Size 6, RB Offset 0

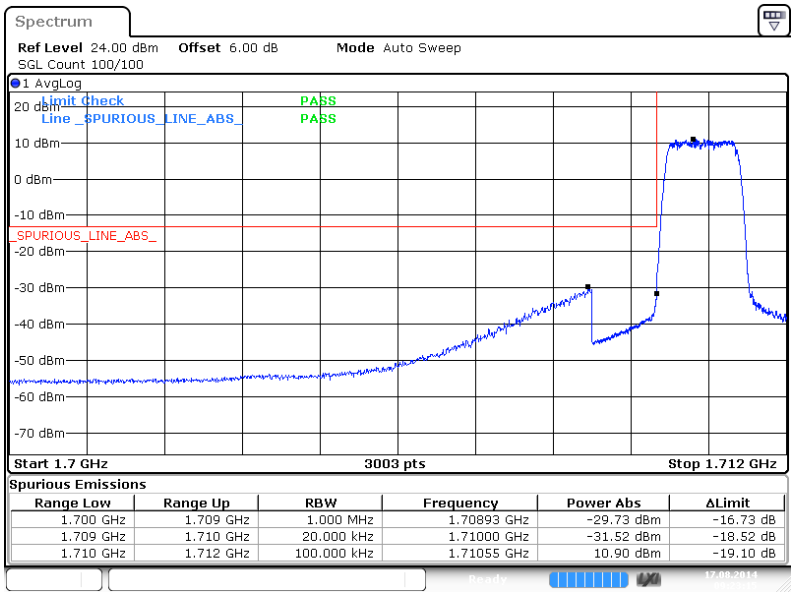

Spurious Emissions

Range Low	Range Up	RBW	Frequency	Power Abs	ΔLimit
1.700 GHz	1.709 GHz	1.000 MHz	1.70893 GHz	-29.73 dBm	-16.73 dB
1.709 GHz	1.710 GHz	20.000 kHz	1.71000 GHz	-31.52 dBm	-18.52 dB
1.710 GHz	1.712 GHz	100.000 kHz	1.71055 GHz	10.90 dBm	-19.10 dB

Date:17 AUG 2014 09:23:15

Higher Band Edge Plot for 16QAM-RB Size 1, RB Offset 5

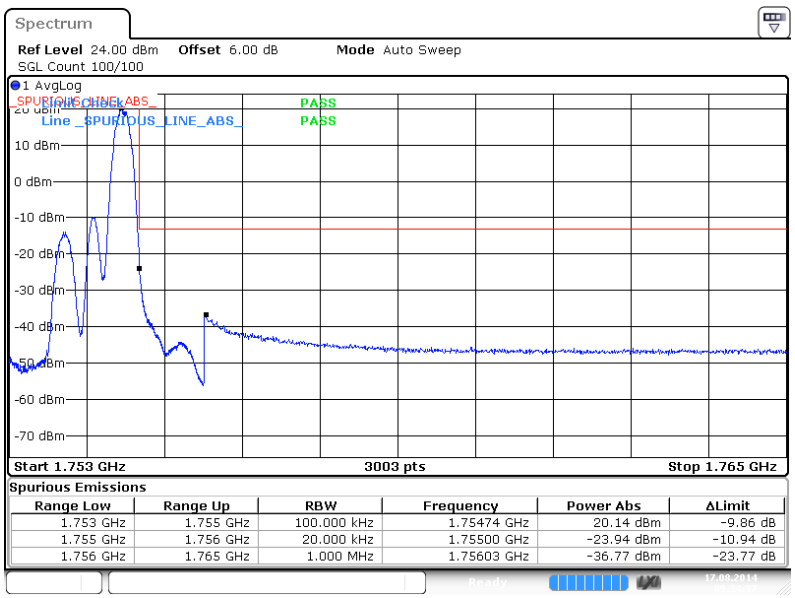

Spurious Emissions

Range Low	Range Up	RBW	Frequency	Power Abs	ΔLimit
1.753 GHz	1.755 GHz	100.000 kHz	1.75474 GHz	20.14 dBm	-9.86 dB
1.755 GHz	1.756 GHz	20.000 kHz	1.75500 GHz	-23.94 dBm	-10.94 dB
1.756 GHz	1.765 GHz	1.000 MHz	1.75603 GHz	-36.77 dBm	-23.77 dB

Date:17 AUG 2014 09:34:37

Higher Band Edge Plot for 16QAM-RB Size 6, RB Offset 0

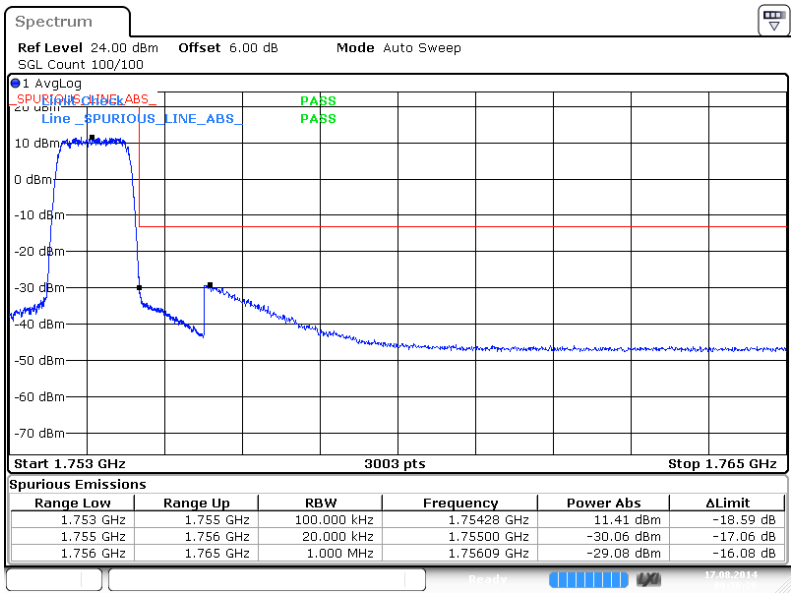

Spurious Emissions

Range Low	Range Up	RBW	Frequency	Power Abs	ΔLimit
1.753 GHz	1.755 GHz	100.000 kHz	1.75428 GHz	11.41 dBm	-18.59 dB
1.755 GHz	1.756 GHz	20.000 kHz	1.75500 GHz	-30.06 dBm	-17.06 dB
1.756 GHz	1.765 GHz	1.000 MHz	1.75609 GHz	-29.08 dBm	-16.08 dB

Date:17 AUG 2014 09:36:28

Band :	LTE Band 4	Band Width :	3MHz / QPSK

Lower Band Edge Plot for QPSK-RB Size 1, RB Offset 0

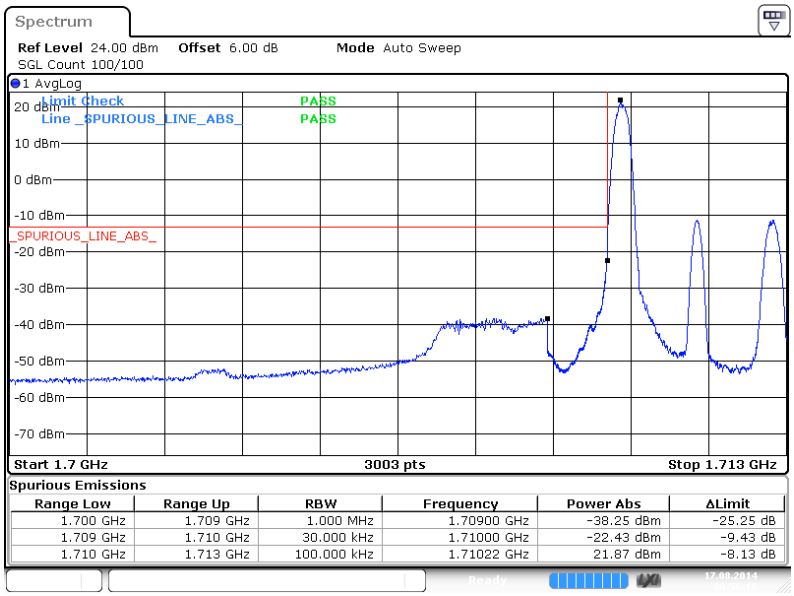

Spurious Emissions

Range Low	Range Up	RBW	Frequency	Power Abs	ΔLimit
1.700 GHz	1.709 GHz	1.000 MHz	1.70900 GHz	-38.25 dBm	-25.25 dB
1.709 GHz	1.710 GHz	30.000 kHz	1.71000 GHz	-22.43 dBm	-9.43 dB
1.710 GHz	1.713 GHz	100.000 kHz	1.71022 GHz	21.87 dBm	-8.13 dB

Date:17 AUG 2014 09:56:16

Lower Band Edge Plot for QPSK-RB Size 15, RB Offset 0

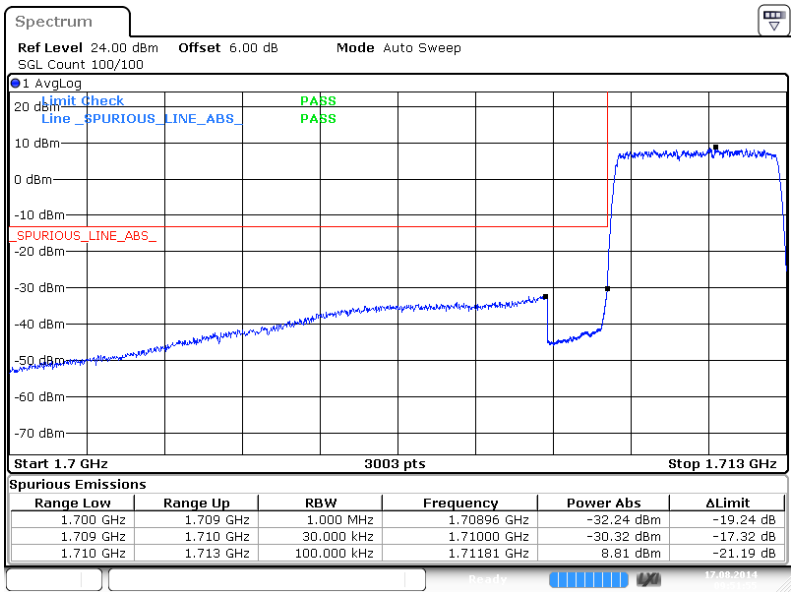

Spurious Emissions

Range Low	Range Up	RBW	Frequency	Power Abs	ΔLimit
1.700 GHz	1.709 GHz	1.000 MHz	1.70896 GHz	-32.24 dBm	-19.24 dB
1.709 GHz	1.710 GHz	30.000 kHz	1.71000 GHz	-30.32 dBm	-17.32 dB
1.710 GHz	1.713 GHz	100.000 kHz	1.71181 GHz	8.81 dBm	-21.19 dB

Date:17 AUG 2014 09:51:55

Higher Band Edge Plot for QPSK-RB Size 1, RB Offset 14

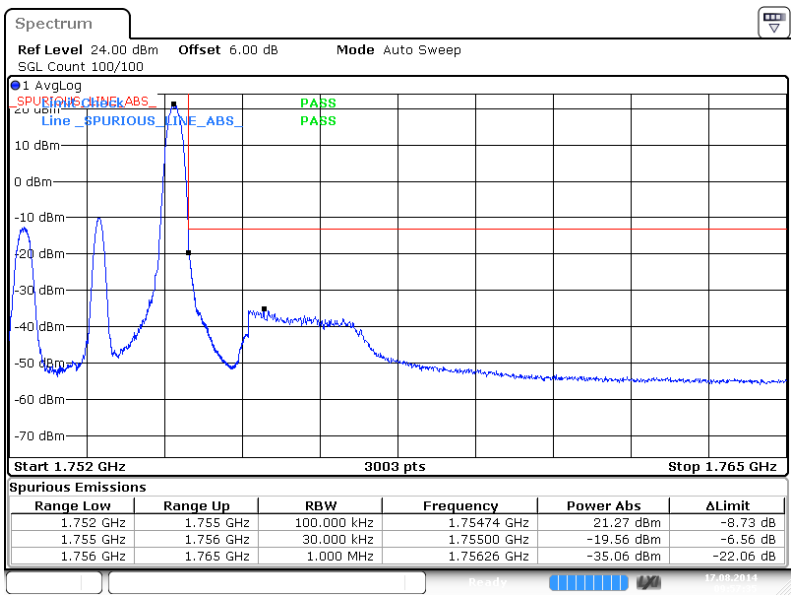

Spurious Emissions

Range Low	Range Up	RBW	Frequency	Power Abs	ΔLimit
1.752 GHz	1.755 GHz	100.000 kHz	1.75474 GHz	21.27 dBm	-8.73 dB
1.755 GHz	1.756 GHz	30.000 kHz	1.75500 GHz	-19.56 dBm	-6.56 dB
1.756 GHz	1.765 GHz	1.000 MHz	1.75626 GHz	-35.06 dBm	-22.06 dB

Date:17 AUG 2014 09:57:35

Higher Band Edge Plot for QPSK-RB Size 15, RB Offset 0

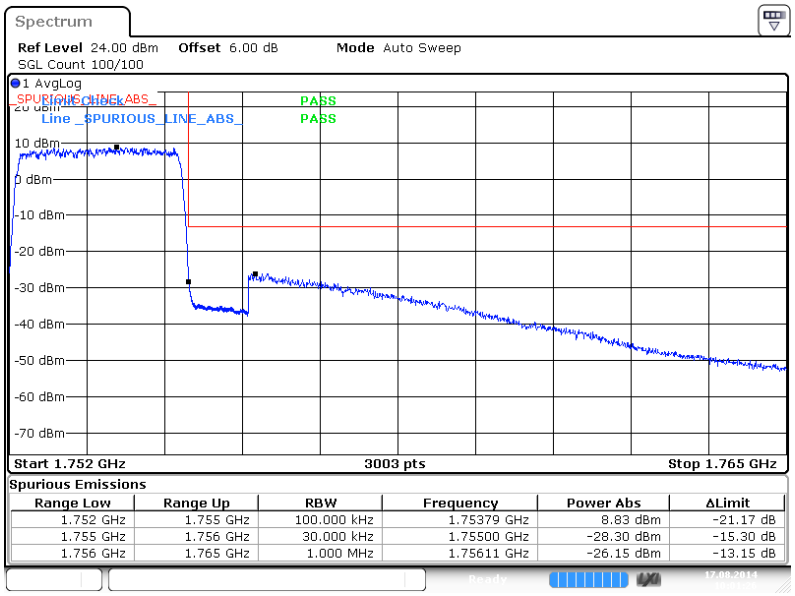

Spurious Emissions

Range Low	Range Up	RBW	Frequency	Power Abs	ΔLimit
1.752 GHz	1.755 GHz	100.000 kHz	1.75379 GHz	8.83 dBm	-21.17 dB
1.755 GHz	1.756 GHz	30.000 kHz	1.75500 GHz	-28.30 dBm	-15.30 dB
1.756 GHz	1.765 GHz	1.000 MHz	1.75611 GHz	-26.15 dBm	-13.15 dB

Date:17 AUG 2014 10:01:26

Band :	LTE Band 4	Band Width :	3MHz / 16QAM

Lower Band Edge Plot for 16QAM-RB Size 1, RB Offset 0

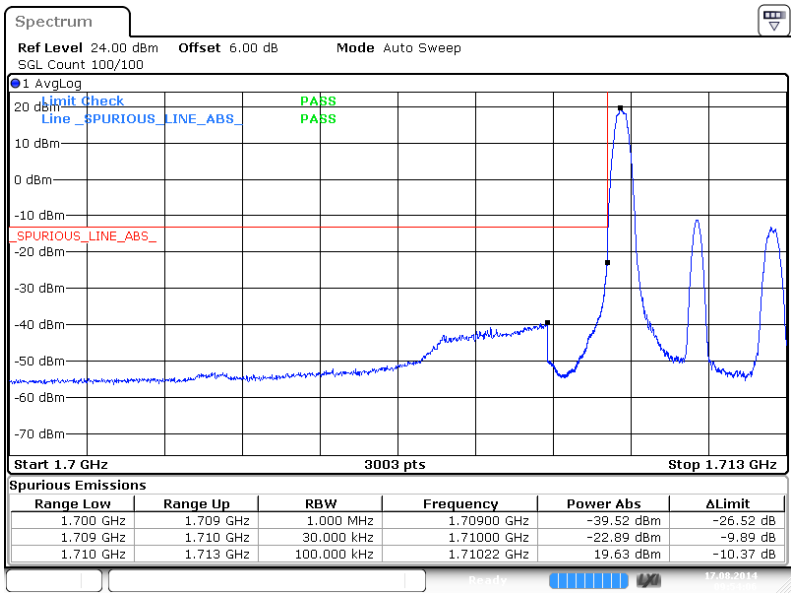

Spurious Emissions

Range Low	Range Up	RBW	Frequency	Power Abs	ΔLimit
1.700 GHz	1.709 GHz	1.000 MHz	1.70900 GHz	-39.52 dBm	-26.52 dB
1.709 GHz	1.710 GHz	30.000 kHz	1.71000 GHz	-22.89 dBm	-9.89 dB
1.710 GHz	1.713 GHz	100.000 kHz	1.71022 GHz	19.63 dBm	-10.37 dB

Date:17 AUG 2014 09:54:06

Lower Band Edge Plot for 16QAM-RB Size 15, RB Offset 0

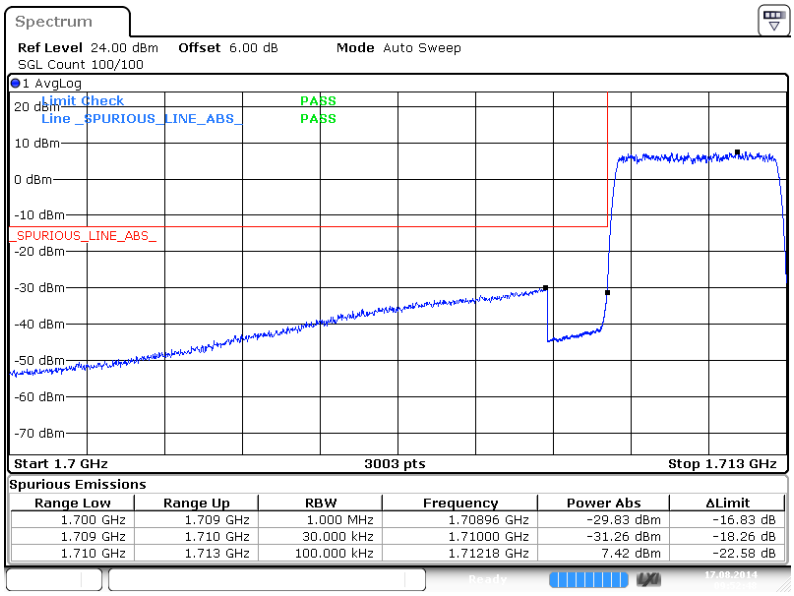

Spurious Emissions

Range Low	Range Up	RBW	Frequency	Power Abs	ΔLimit
1.700 GHz	1.709 GHz	1.000 MHz	1.70896 GHz	-29.83 dBm	-16.83 dB
1.709 GHz	1.710 GHz	30.000 kHz	1.71000 GHz	-31.26 dBm	-18.26 dB
1.710 GHz	1.713 GHz	100.000 kHz	1.71218 GHz	7.42 dBm	-22.58 dB

Date:17 AUG 2014 09:52:48

Higher Band Edge Plot for 16QAM-RB Size 1, RB Offset 14

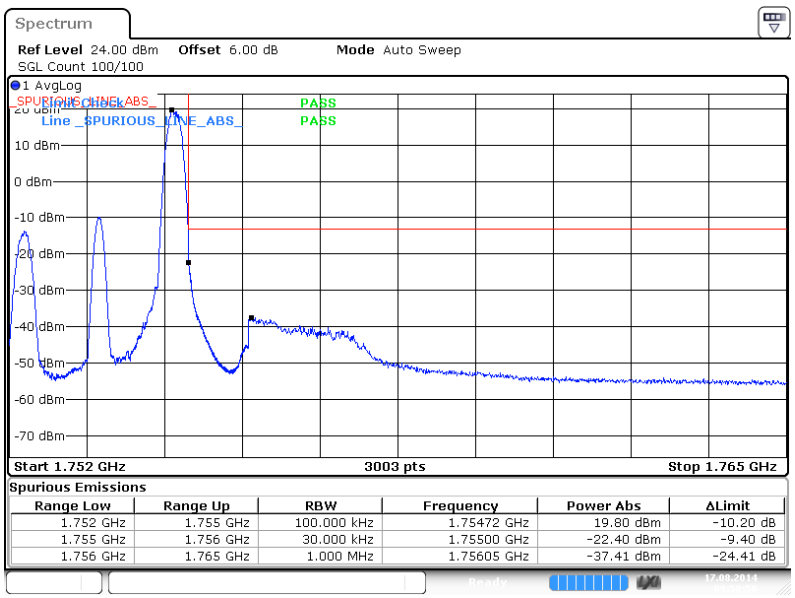

Spurious Emissions

Range Low	Range Up	RBW	Frequency	Power Abs	ΔLimit
1.752 GHz	1.755 GHz	100.000 kHz	1.75472 GHz	19.80 dBm	-10.20 dB
1.755 GHz	1.756 GHz	30.000 kHz	1.75500 GHz	-22.40 dBm	-9.40 dB
1.756 GHz	1.765 GHz	1.000 MHz	1.75605 GHz	-37.41 dBm	-24.41 dB

Date:17 AUG 2014 09:58:51

Higher Band Edge Plot for 16QAM-RB Size 15, RB Offset 0

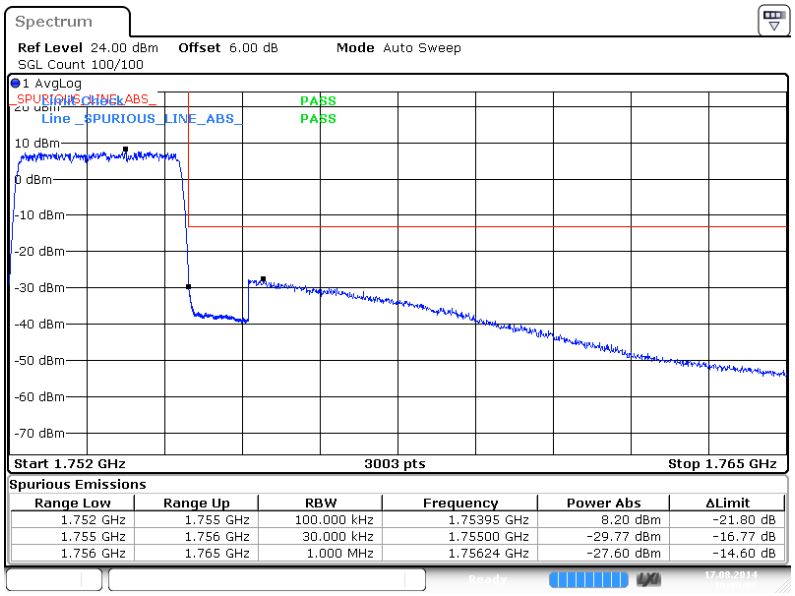

Spurious Emissions

Range Low	Range Up	RBW	Frequency	Power Abs	ΔLimit
1.752 GHz	1.755 GHz	100.000 kHz	1.75395 GHz	8.20 dBm	-21.80 dB
1.755 GHz	1.756 GHz	30.000 kHz	1.75500 GHz	-29.77 dBm	-16.77 dB
1.756 GHz	1.765 GHz	1.000 MHz	1.75624 GHz	-27.60 dBm	-14.60 dB

Date:17 AUG 2014 10:00:08

Band :	LTE Band 4	Band Width :	5MHz / QPSK

Lower Band Edge Plot for QPSK-RB Size 1, RB Offset 0

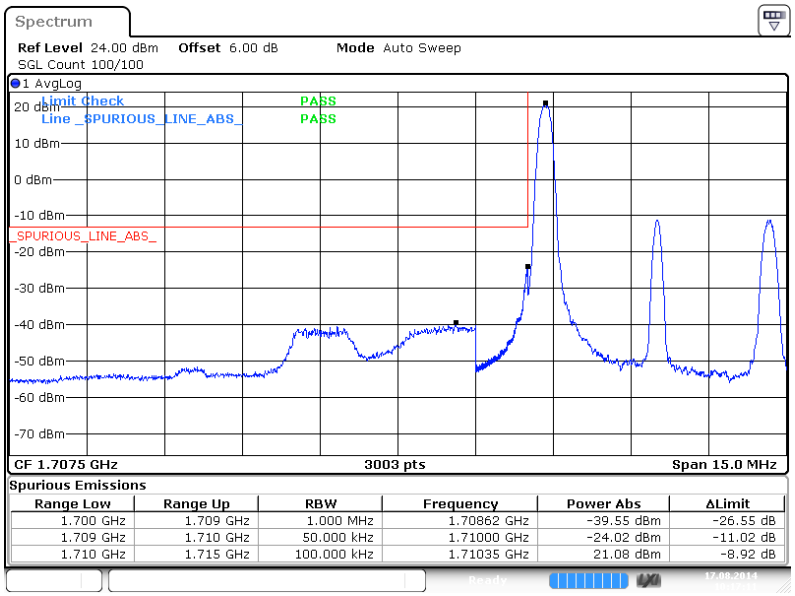

Spurious Emissions

Range Low	Range Up	RBW	Frequency	Power Abs	ΔLimit
1.700 GHz	1.709 GHz	1.000 MHz	1.70862 GHz	-39.55 dBm	-26.55 dB
1.709 GHz	1.710 GHz	50.000 kHz	1.71000 GHz	-24.02 dBm	-11.02 dB
1.710 GHz	1.715 GHz	100.000 kHz	1.71035 GHz	21.08 dBm	-8.92 dB

Date:17 AUG 2014 10:17:11

Lower Band Edge Plot for QPSK-RB Size 25, RB Offset 0

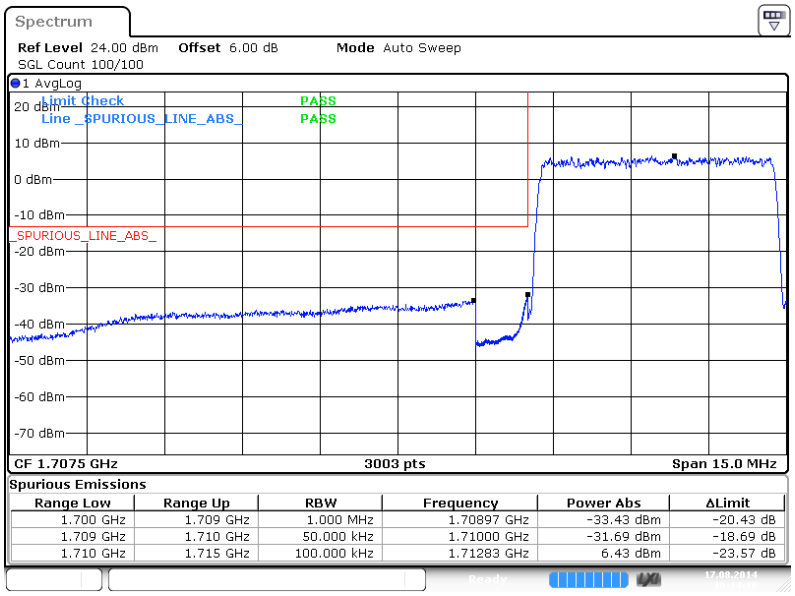

Spurious Emissions

Range Low	Range Up	RBW	Frequency	Power Abs	ΔLimit
1.700 GHz	1.709 GHz	1.000 MHz	1.70897 GHz	-33.43 dBm	-20.43 dB
1.709 GHz	1.710 GHz	50.000 kHz	1.71000 GHz	-31.69 dBm	-18.69 dB
1.710 GHz	1.715 GHz	100.000 kHz	1.71283 GHz	6.43 dBm	-23.57 dB

Date:17 AUG 2014 10:14:18

Higher Band Edge Plot for QPSK-RB Size 1, RB Offset 24

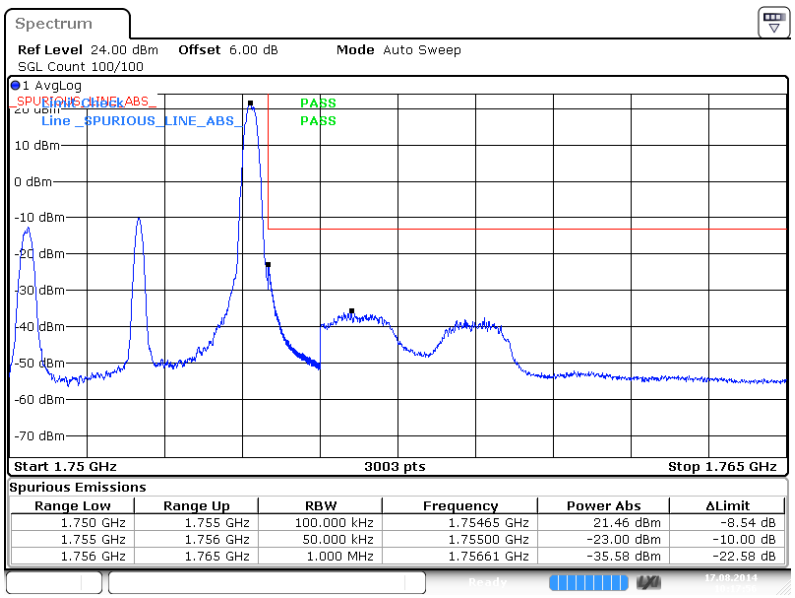

Spurious Emissions

Range Low	Range Up	RBW	Frequency	Power Abs	ΔLimit
1.750 GHz	1.755 GHz	100.000 kHz	1.75465 GHz	21.46 dBm	-8.54 dB
1.755 GHz	1.756 GHz	50.000 kHz	1.75500 GHz	-23.00 dBm	-10.00 dB
1.756 GHz	1.765 GHz	1.000 MHz	1.75661 GHz	-35.58 dBm	-22.58 dB

Date:17 AUG 2014 10:17:56

Higher Band Edge Plot for QPSK-RB Size 25, RB Offset 0

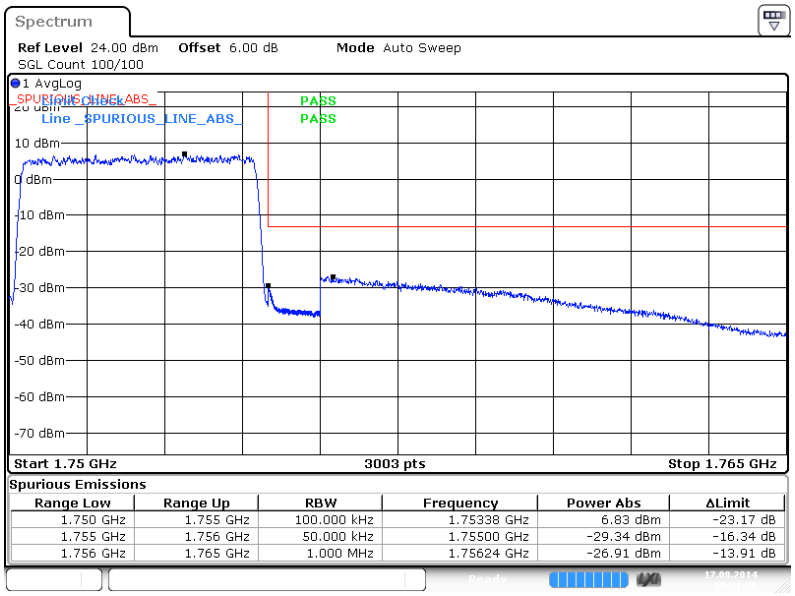

Spurious Emissions

Range Low	Range Up	RBW	Frequency	Power Abs	ΔLimit
1.750 GHz	1.755 GHz	100.000 kHz	1.75338 GHz	6.83 dBm	-23.17 dB
1.755 GHz	1.756 GHz	50.000 kHz	1.75500 GHz	-29.34 dBm	-16.34 dB
1.756 GHz	1.765 GHz	1.000 MHz	1.75624 GHz	-26.91 dBm	-13.91 dB

Date:17 AUG 2014 10:21:40

Band :	LTE Band 4	Band Width :	5MHz / 16QAM

Lower Band Edge Plot for 16QAM-RB Size 1, RB Offset 0

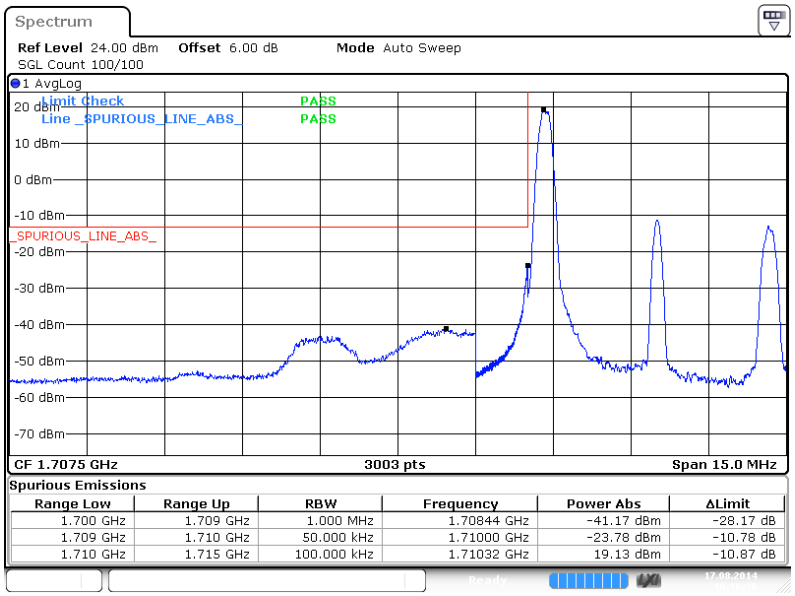

Spurious Emissions

Range Low	Range Up	RBW	Frequency	Power Abs	ΔLimit
1.700 GHz	1.709 GHz	1.000 MHz	1.70844 GHz	-41.17 dBm	-28.17 dB
1.709 GHz	1.710 GHz	50.000 kHz	1.71000 GHz	-23.78 dBm	-10.78 dB
1.710 GHz	1.715 GHz	100.000 kHz	1.71032 GHz	19.13 dBm	-10.87 dB

Date:17 AUG 2014 10:16:36

Lower Band Edge Plot for 16QAM-RB Size 25, RB Offset 0

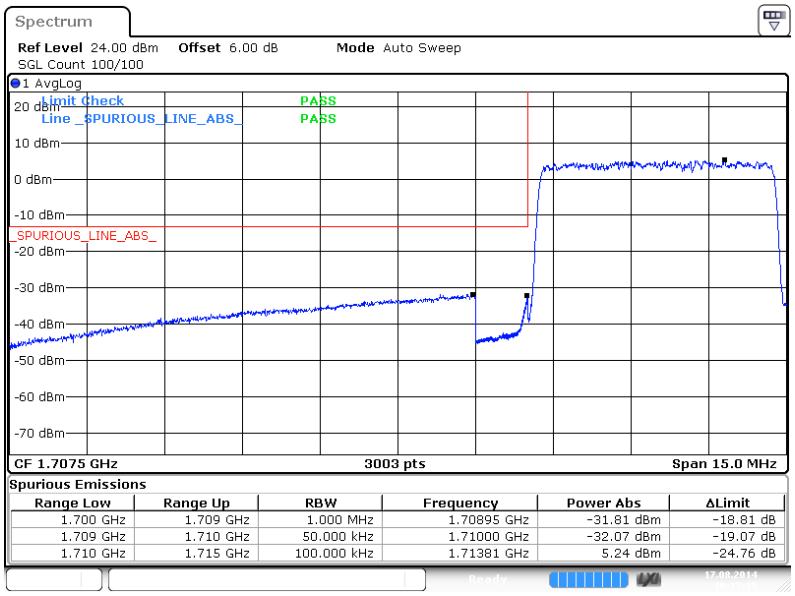

Spurious Emissions

Range Low	Range Up	RBW	Frequency	Power Abs	ΔLimit
1.700 GHz	1.709 GHz	1.000 MHz	1.70895 GHz	-31.81 dBm	-18.81 dB
1.709 GHz	1.710 GHz	50.000 kHz	1.71000 GHz	-32.07 dBm	-19.07 dB
1.710 GHz	1.715 GHz	100.000 kHz	1.71381 GHz	5.24 dBm	-24.76 dB

Date:17 AUG 2014 10:15:15

Higher Band Edge Plot for 16QAM-RB Size 1, RB Offset 24

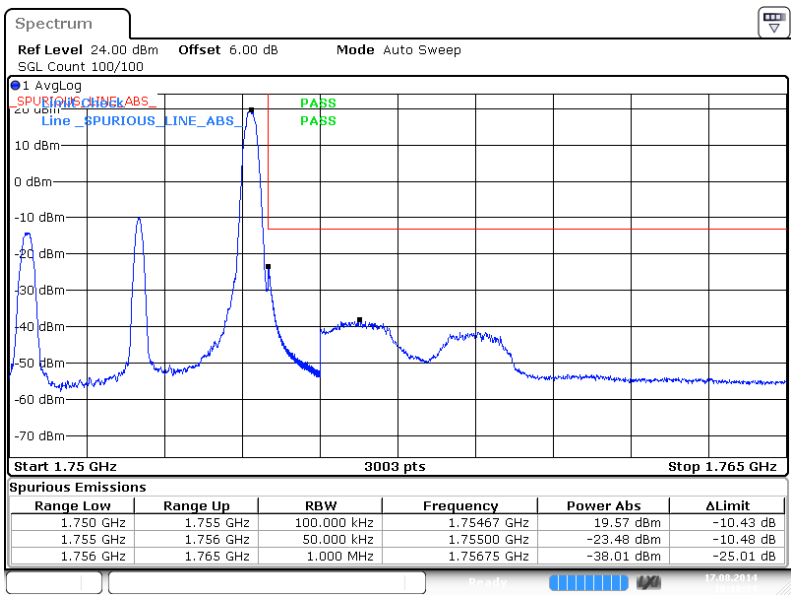

Spurious Emissions

Range Low	Range Up	RBW	Frequency	Power Abs	ΔLimit
1.750 GHz	1.755 GHz	100.000 kHz	1.75467 GHz	19.57 dBm	-10.43 dB
1.755 GHz	1.756 GHz	50.000 kHz	1.75500 GHz	-23.48 dBm	-10.48 dB
1.756 GHz	1.765 GHz	1.000 MHz	1.75675 GHz	-38.01 dBm	-25.01 dB

Date:17 AUG 2014 10:18:35

Higher Band Edge Plot for 16QAM-RB Size 25, RB Offset 0

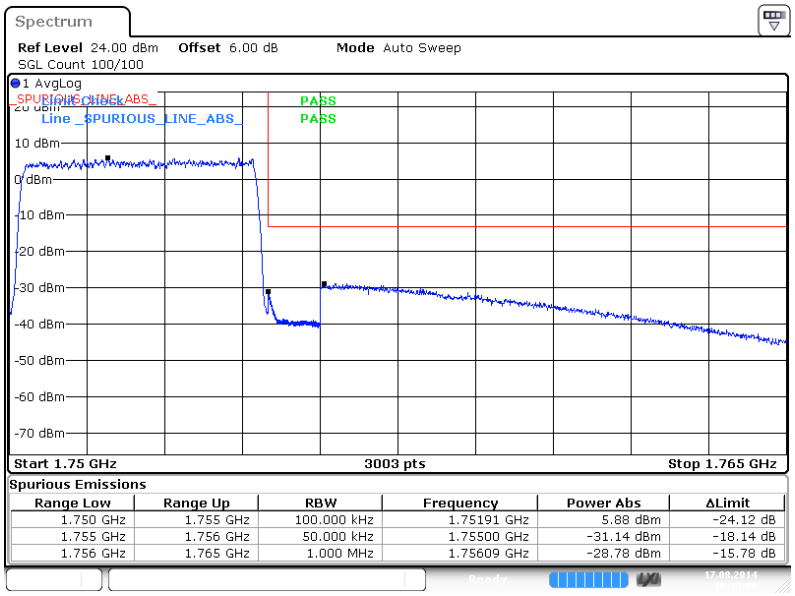

Spurious Emissions

Range Low	Range Up	RBW	Frequency	Power Abs	ΔLimit
1.750 GHz	1.755 GHz	100.000 kHz	1.75191 GHz	5.88 dBm	-24.12 dB
1.755 GHz	1.756 GHz	50.000 kHz	1.75500 GHz	-31.14 dBm	-18.14 dB
1.756 GHz	1.765 GHz	1.000 MHz	1.75609 GHz	-28.78 dBm	-15.78 dB

Date:17 AUG 2014 10:20:01

Band :	LTE Band 4	Band Width :	10MHz / QPSK

Lower Band Edge Plot for QPSK-RB Size 1, RB Offset 0

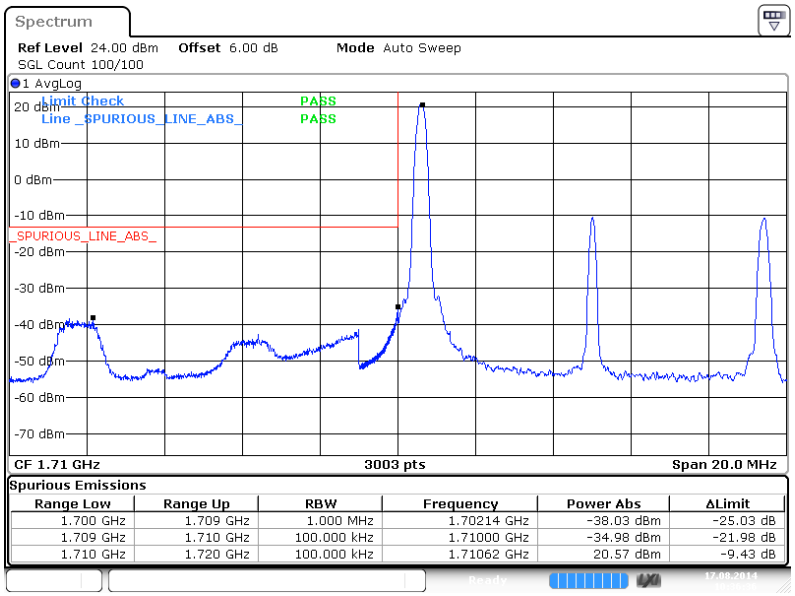

Spurious Emissions

Range Low	Range Up	RBW	Frequency	Power Abs	ΔLimit
1.700 GHz	1.709 GHz	1.000 MHz	1.70214 GHz	-38.03 dBm	-25.03 dB
1.709 GHz	1.710 GHz	100.000 kHz	1.71000 GHz	-34.98 dBm	-21.98 dB
1.710 GHz	1.720 GHz	100.000 kHz	1.71062 GHz	20.57 dBm	-9.43 dB

Date:17 AUG 2014 10:36:36

Lower Band Edge Plot for QPSK-RB Size 50, RB Offset 0

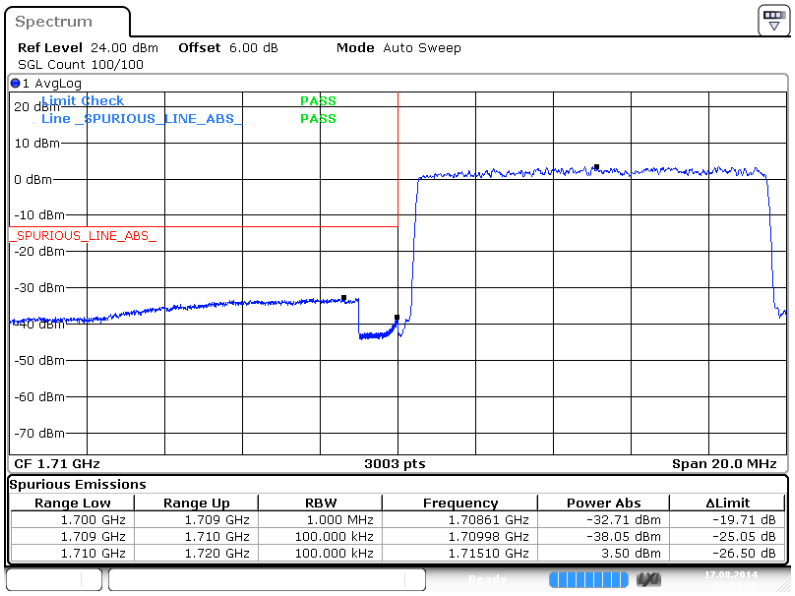

Spurious Emissions

Range Low	Range Up	RBW	Frequency	Power Abs	ΔLimit
1.700 GHz	1.709 GHz	1.000 MHz	1.70861 GHz	-32.71 dBm	-19.71 dB
1.709 GHz	1.710 GHz	100.000 kHz	1.70998 GHz	-38.05 dBm	-25.05 dB
1.710 GHz	1.720 GHz	100.000 kHz	1.71510 GHz	3.50 dBm	-26.50 dB

Date:17 AUG 2014 10:34:46

Higher Band Edge Plot for QPSK-RB Size 1, RB Offset 49

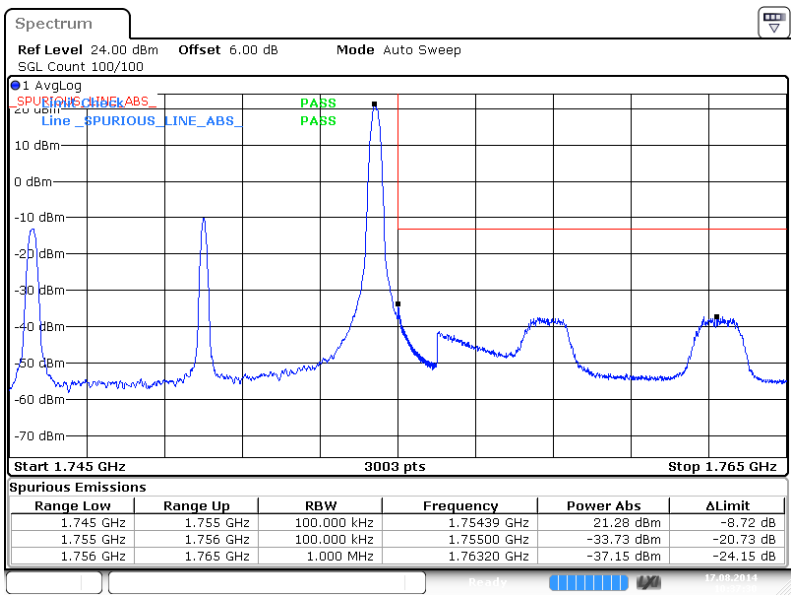

Spurious Emissions

Range Low	Range Up	RBW	Frequency	Power Abs	ΔLimit
1.745 GHz	1.755 GHz	100.000 kHz	1.75439 GHz	21.28 dBm	-8.72 dB
1.755 GHz	1.756 GHz	100.000 kHz	1.75500 GHz	-33.73 dBm	-20.73 dB
1.756 GHz	1.765 GHz	1.000 MHz	1.76320 GHz	-37.15 dBm	-24.15 dB

Date:17 AUG 2014 10:37:30

Higher Band Edge Plot for QPSK-RB Size 50, RB Offset 0

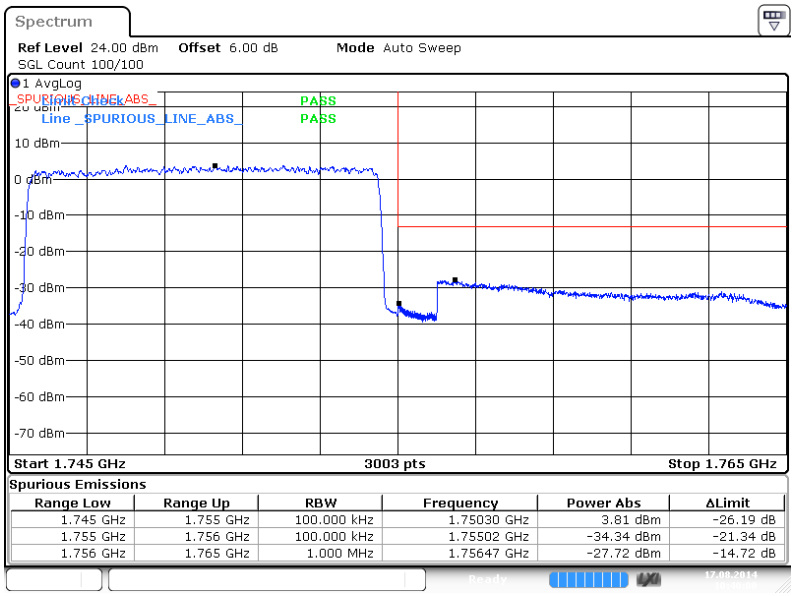

Spurious Emissions

Range Low	Range Up	RBW	Frequency	Power Abs	ΔLimit
1.745 GHz	1.755 GHz	100.000 kHz	1.75030 GHz	3.81 dBm	-26.19 dB
1.755 GHz	1.756 GHz	100.000 kHz	1.75502 GHz	-34.34 dBm	-21.34 dB
1.756 GHz	1.765 GHz	1.000 MHz	1.75647 GHz	-27.72 dBm	-14.72 dB

Date:17 AUG 2014 10:40:00

Band :	LTE Band 4	Band Width :	10MHz / 16QAM

Lower Band Edge Plot for 16QAM-RB Size 1, RB Offset 0

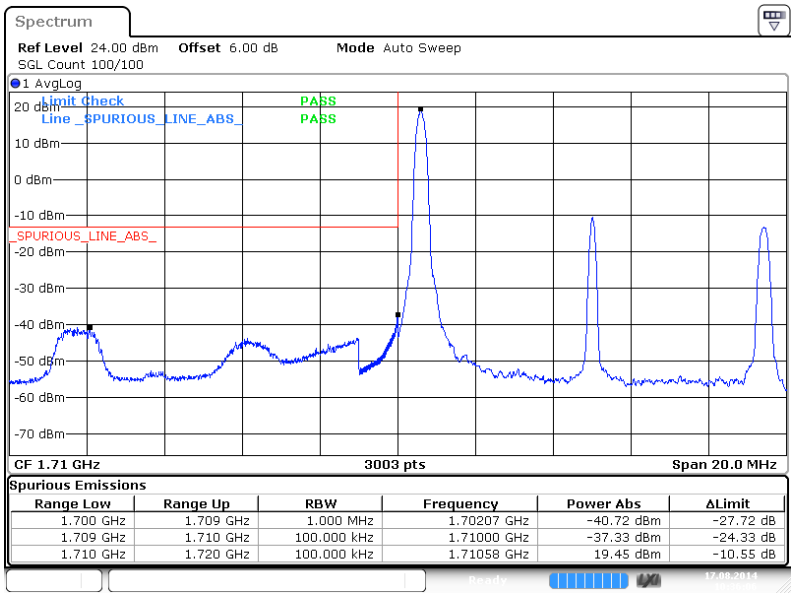

Spurious Emissions

Range Low	Range Up	RBW	Frequency	Power Abs	ΔLimit
1.700 GHz	1.709 GHz	1.000 MHz	1.70207 GHz	-40.72 dBm	-27.72 dB
1.709 GHz	1.710 GHz	100.000 kHz	1.71000 GHz	-37.33 dBm	-24.33 dB
1.710 GHz	1.720 GHz	100.000 kHz	1.71058 GHz	19.45 dBm	-10.55 dB

Date:17 AUG 2014 10:36:06

Lower Band Edge Plot for 16QAM-RB Size 50, RB Offset 0

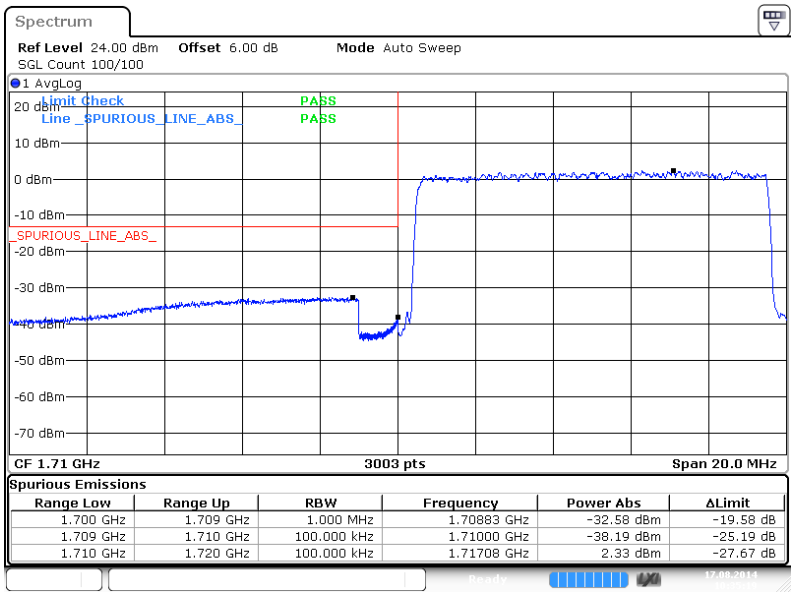

Spurious Emissions

Range Low	Range Up	RBW	Frequency	Power Abs	ΔLimit
1.700 GHz	1.709 GHz	1.000 MHz	1.70883 GHz	-32.58 dBm	-19.58 dB
1.709 GHz	1.710 GHz	100.000 kHz	1.71000 GHz	-38.19 dBm	-25.19 dB
1.710 GHz	1.720 GHz	100.000 kHz	1.71708 GHz	2.33 dBm	-27.67 dB

Date:17 AUG 2014 10:35:19

Higher Band Edge Plot for 16QAM-RB Size 1, RB Offset 49

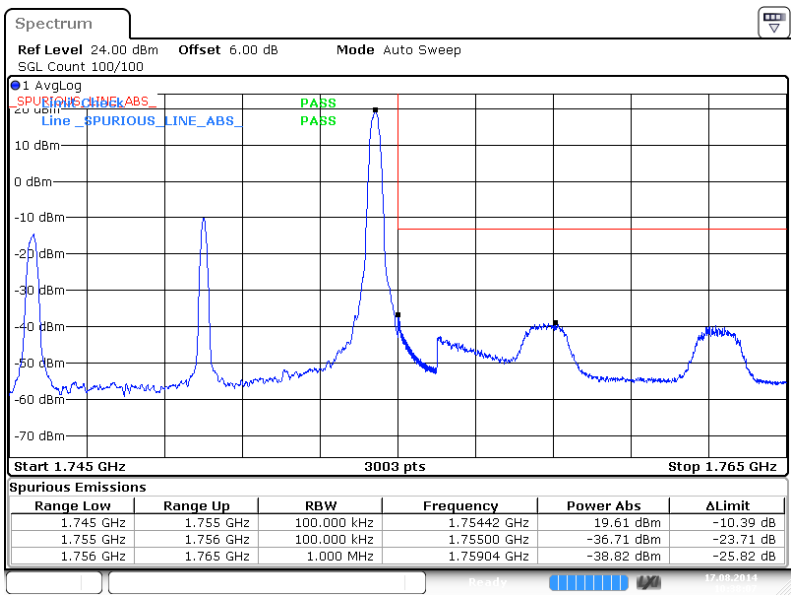

Spurious Emissions

Range Low	Range Up	RBW	Frequency	Power Abs	ΔLimit
1.745 GHz	1.755 GHz	100.000 kHz	1.75442 GHz	19.61 dBm	-10.39 dB
1.755 GHz	1.756 GHz	100.000 kHz	1.75500 GHz	-36.71 dBm	-23.71 dB
1.756 GHz	1.765 GHz	1.000 MHz	1.75904 GHz	-38.82 dBm	-25.82 dB

Date:17 AUG 2014 10:38:08

Higher Band Edge Plot for 16QAM-RB Size 50, RB Offset 0

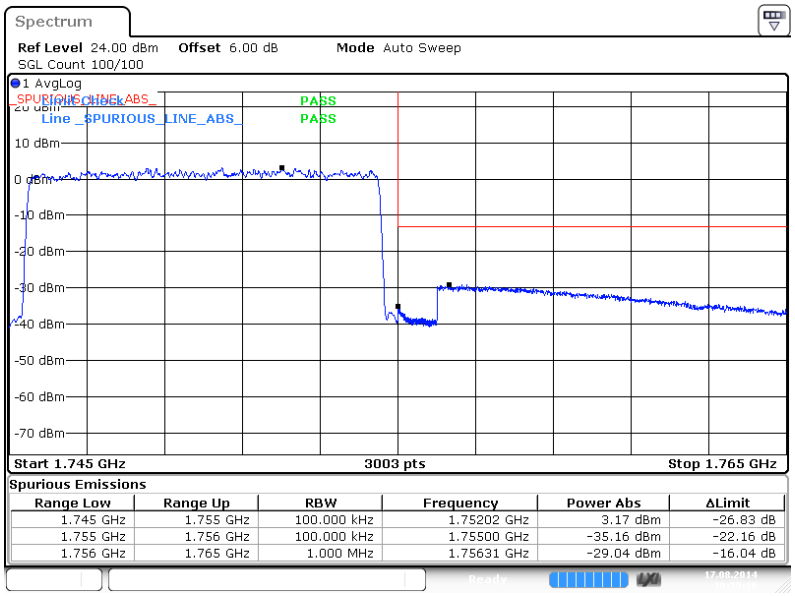

Spurious Emissions

Range Low	Range Up	RBW	Frequency	Power Abs	ΔLimit
1.745 GHz	1.755 GHz	100.000 kHz	1.75202 GHz	3.17 dBm	-26.83 dB
1.755 GHz	1.756 GHz	100.000 kHz	1.75500 GHz	-35.16 dBm	-22.16 dB
1.756 GHz	1.765 GHz	1.000 MHz	1.75631 GHz	-29.04 dBm	-16.04 dB

Date:17 AUG 2014 10:39:10

Band :	LTE Band 4	Band Width :	15MHz / QPSK

Lower Band Edge Plot for QPSK-RB Size 1, RB Offset 0

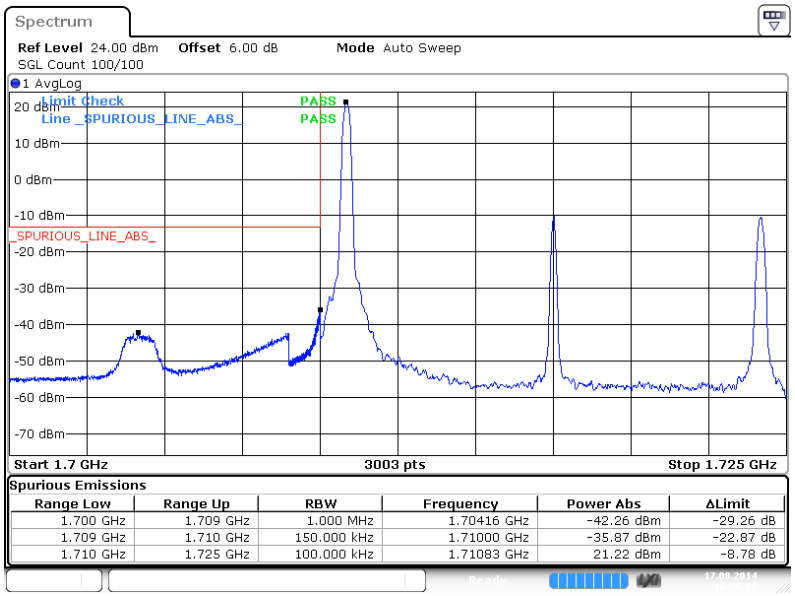

Spurious Emissions

Range Low	Range Up	RBW	Frequency	Power Abs	ΔLimit
1.700 GHz	1.709 GHz	1.000 MHz	1.70416 GHz	-42.26 dBm	-29.26 dB
1.709 GHz	1.710 GHz	150.000 kHz	1.71000 GHz	-35.87 dBm	-22.87 dB
1.710 GHz	1.725 GHz	100.000 kHz	1.71083 GHz	21.22 dBm	-8.78 dB

Date:17 AUG 2014 10:56:02

Lower Band Edge Plot for QPSK-RB Size 75, RB Offset 0

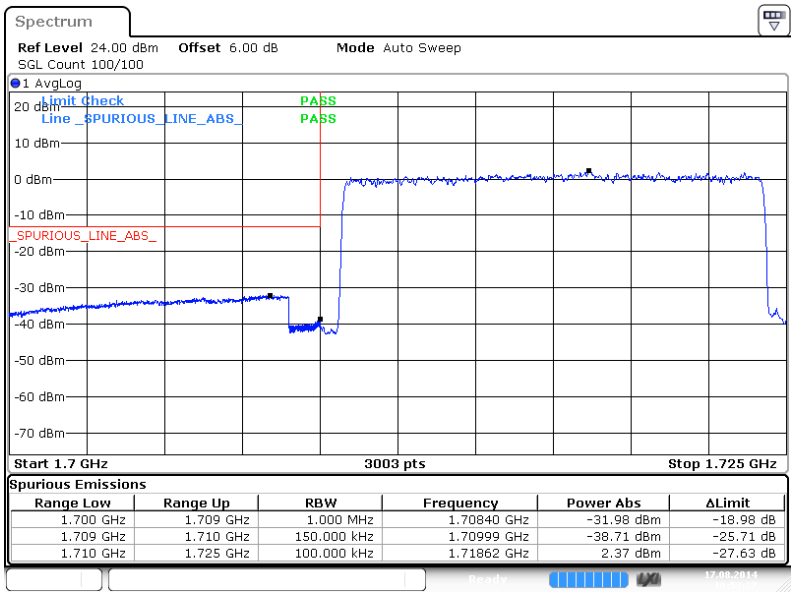

Spurious Emissions

Range Low	Range Up	RBW	Frequency	Power Abs	ΔLimit
1.700 GHz	1.709 GHz	1.000 MHz	1.70840 GHz	-31.98 dBm	-18.98 dB
1.709 GHz	1.710 GHz	150.000 kHz	1.70999 GHz	-38.71 dBm	-25.71 dB
1.710 GHz	1.725 GHz	100.000 kHz	1.71862 GHz	2.37 dBm	-27.63 dB

Date:17 AUG 2014 10:53:27

Higher Band Edge Plot for QPSK-RB Size 1, RB Offset 74

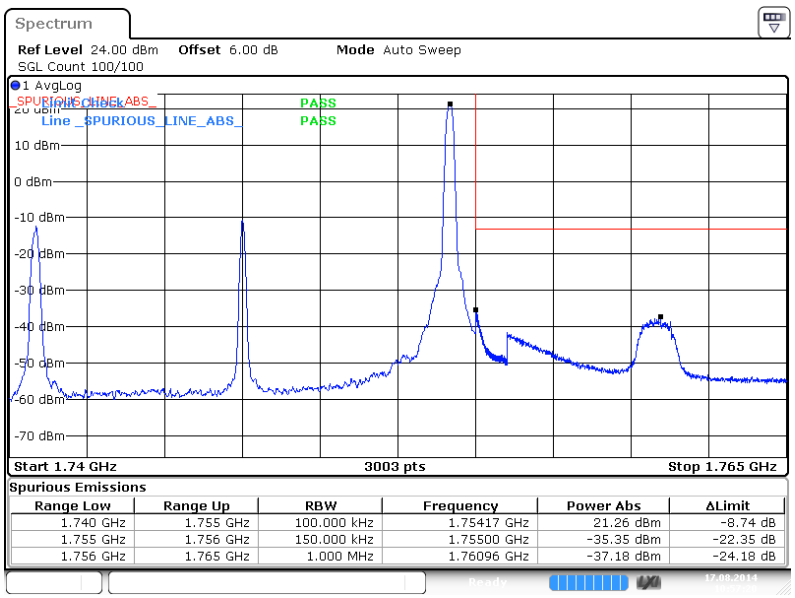

Spurious Emissions

Range Low	Range Up	RBW	Frequency	Power Abs	ΔLimit
1.740 GHz	1.755 GHz	100.000 kHz	1.75417 GHz	21.26 dBm	-8.74 dB
1.755 GHz	1.756 GHz	150.000 kHz	1.75500 GHz	-35.35 dBm	-22.35 dB
1.756 GHz	1.765 GHz	1.000 MHz	1.76096 GHz	-37.18 dBm	-24.18 dB

Date:17 AUG 2014 10:57:21

Higher Band Edge Plot for QPSK-RB Size 75, RB Offset 0

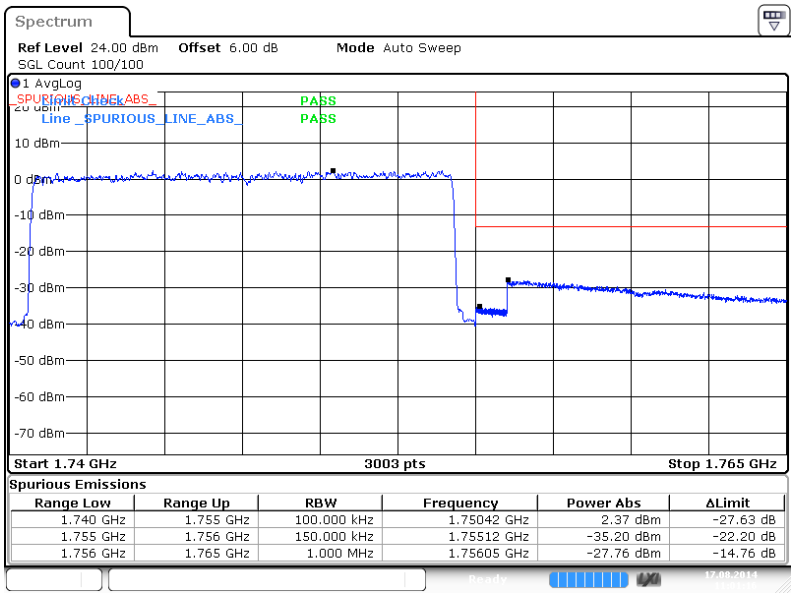

Spurious Emissions

Range Low	Range Up	RBW	Frequency	Power Abs	ΔLimit
1.740 GHz	1.755 GHz	100.000 kHz	1.75042 GHz	2.37 dBm	-27.63 dB
1.755 GHz	1.756 GHz	150.000 kHz	1.75512 GHz	-35.20 dBm	-22.20 dB
1.756 GHz	1.765 GHz	1.000 MHz	1.75605 GHz	-27.76 dBm	-14.76 dB

Date:17 AUG 2014 11:01:16

Band :	LTE Band 4	Band Width :	15MHz / 16QAM

Lower Band Edge Plot for 16QAM-RB Size 1, RB Offset 0

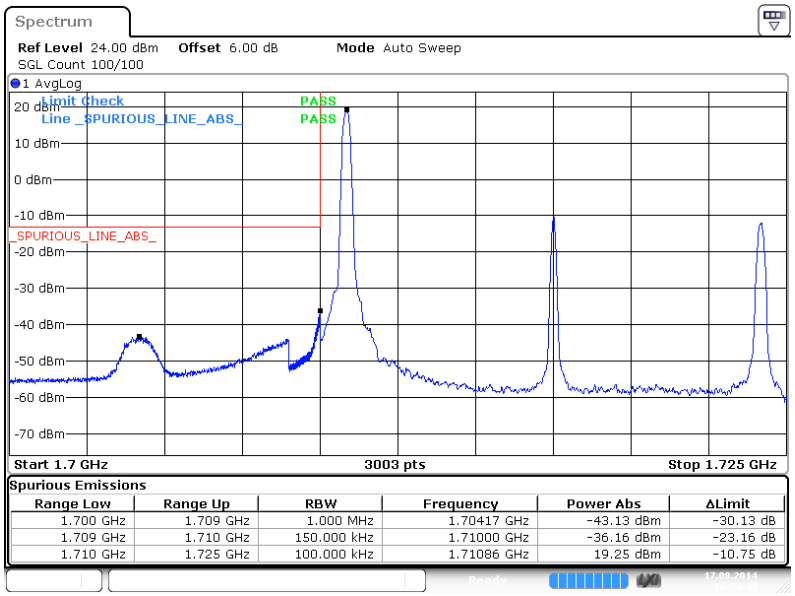

Date:17 AUG 2014 10:54:44

Lower Band Edge Plot for 16QAM-RB Size 75, RB Offset 0

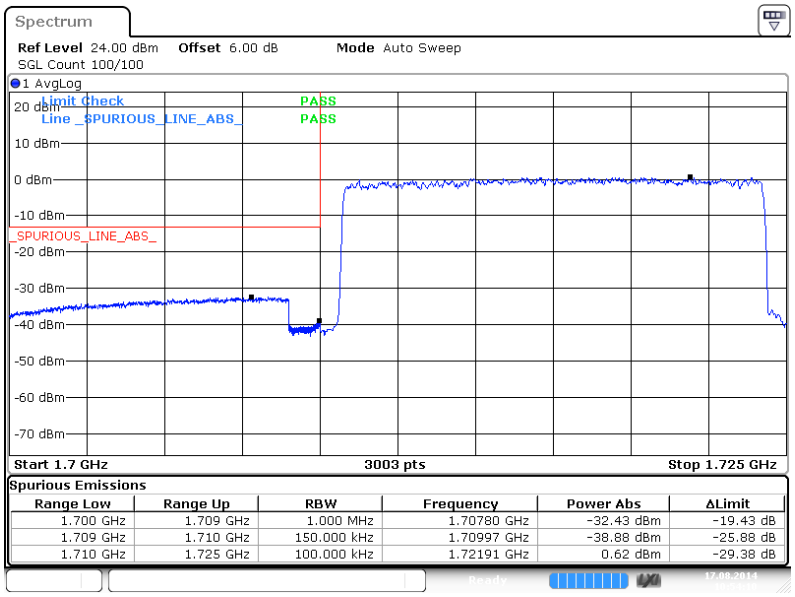

Date:17 AUG 2014 10:54:09

Higher Band Edge Plot for 16QAM-RB Size 1, RB Offset 74

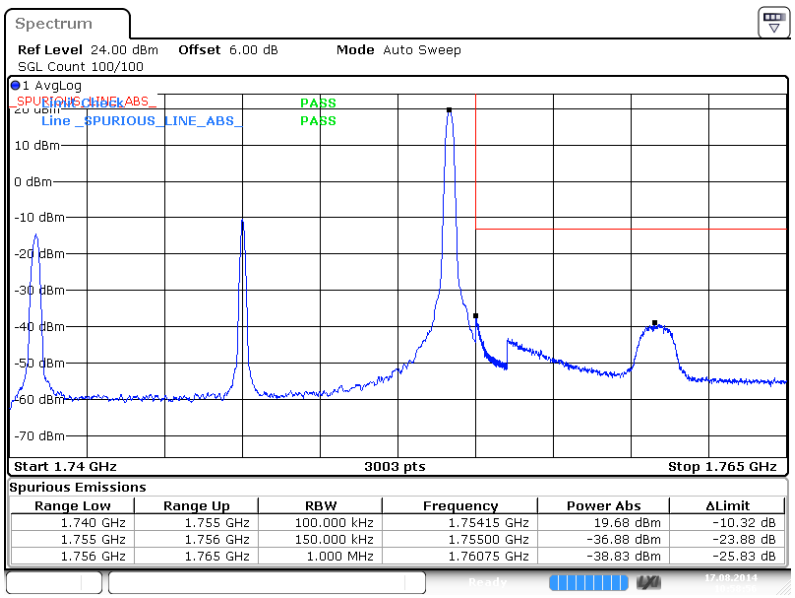

Spurious Emissions

Range Low	Range Up	RBW	Frequency	Power Abs	ΔLimit
1.740 GHz	1.755 GHz	100.000 kHz	1.75415 GHz	19.68 dBm	-10.32 dB
1.755 GHz	1.756 GHz	150.000 kHz	1.75500 GHz	-36.88 dBm	-23.88 dB
1.756 GHz	1.765 GHz	1.000 MHz	1.76075 GHz	-38.83 dBm	-25.83 dB

Date:17 AUG 2014 10:58:55

Higher Band Edge Plot for 16QAM-RB Size 75, RB Offset 0

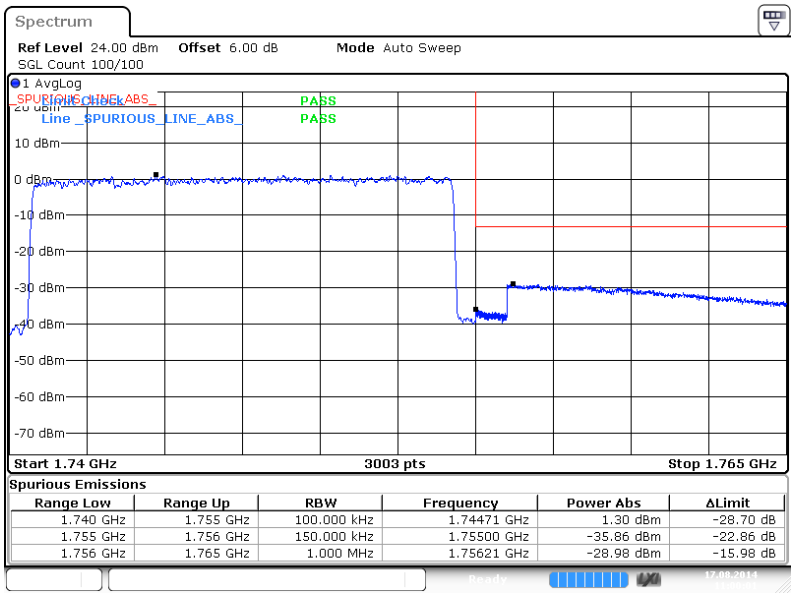

Spurious Emissions

Range Low	Range Up	RBW	Frequency	Power Abs	ΔLimit
1.740 GHz	1.755 GHz	100.000 kHz	1.74471 GHz	1.30 dBm	-28.70 dB
1.755 GHz	1.756 GHz	150.000 kHz	1.75500 GHz	-35.86 dBm	-22.86 dB
1.756 GHz	1.765 GHz	1.000 MHz	1.75621 GHz	-28.98 dBm	-15.98 dB

Date:17 AUG 2014 11:00:00

Band :	LTE Band 4	Band Width :	20MHz / QPSK

Lower Band Edge Plot for QPSK-RB Size 1, RB Offset 0

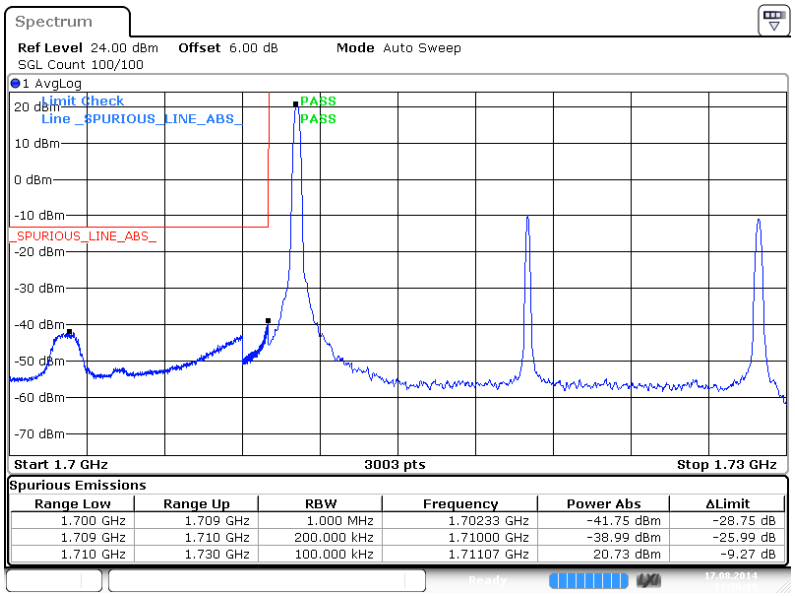

Spurious Emissions

Range Low	Range Up	RBW	Frequency	Power Abs	ΔLimit
1.700 GHz	1.709 GHz	1.000 MHz	1.70233 GHz	-41.75 dBm	-28.75 dB
1.709 GHz	1.710 GHz	200.000 kHz	1.71000 GHz	-38.99 dBm	-25.99 dB
1.710 GHz	1.730 GHz	100.000 kHz	1.71107 GHz	20.73 dBm	-9.27 dB

Date:17 AUG 2014 11:30:19

Lower Band Edge Plot for QPSK-RB Size 100, RB Offset 0

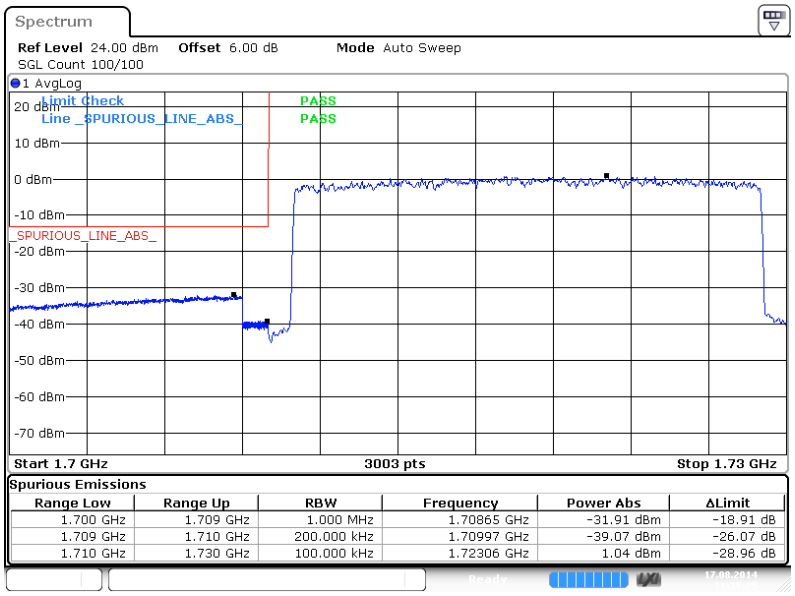

Spurious Emissions

Range Low	Range Up	RBW	Frequency	Power Abs	ΔLimit
1.700 GHz	1.709 GHz	1.000 MHz	1.70865 GHz	-31.91 dBm	-18.91 dB
1.709 GHz	1.710 GHz	200.000 kHz	1.70997 GHz	-39.07 dBm	-26.07 dB
1.710 GHz	1.730 GHz	100.000 kHz	1.72306 GHz	1.04 dBm	-28.96 dB

Date:17 AUG 2014 11:28:26

Higher Band Edge Plot for QPSK-RB Size 1, RB Offset 99

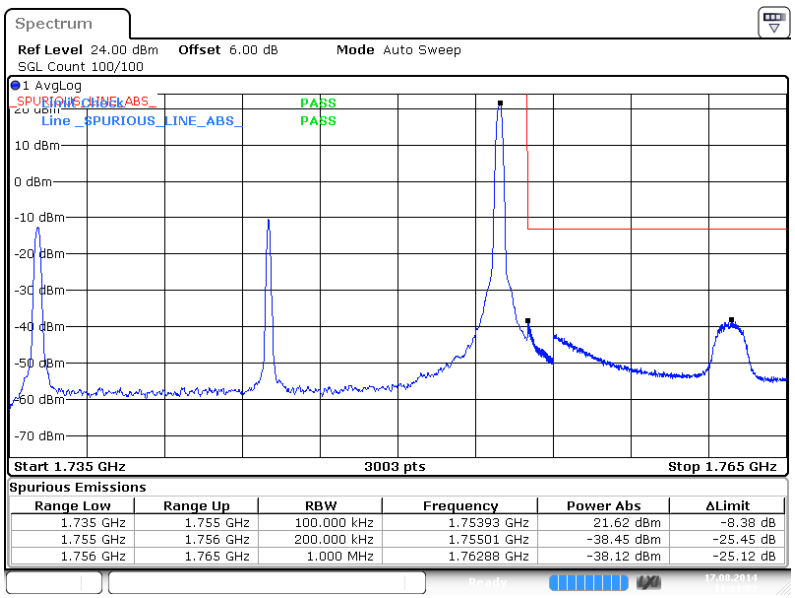

Spurious Emissions

Range Low	Range Up	RBW	Frequency	Power Abs	ΔLimit
1.735 GHz	1.755 GHz	100.000 kHz	1.75393 GHz	21.62 dBm	-8.38 dB
1.755 GHz	1.756 GHz	200.000 kHz	1.75501 GHz	-38.45 dBm	-25.45 dB
1.756 GHz	1.765 GHz	1.000 MHz	1.76288 GHz	-38.12 dBm	-25.12 dB

Date:17 AUG 2014 11:31:03

Higher Band Edge Plot for QPSK-RB Size 100, RB Offset 0

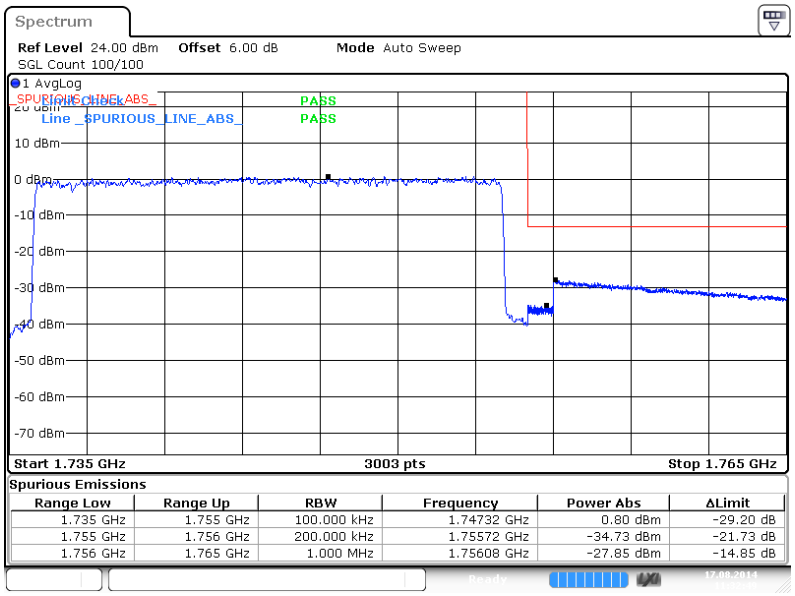

Spurious Emissions

Range Low	Range Up	RBW	Frequency	Power Abs	ΔLimit
1.735 GHz	1.755 GHz	100.000 kHz	1.74732 GHz	0.80 dBm	-29.20 dB
1.755 GHz	1.756 GHz	200.000 kHz	1.75572 GHz	-34.73 dBm	-21.73 dB
1.756 GHz	1.765 GHz	1.000 MHz	1.75608 GHz	-27.85 dBm	-14.85 dB

Date:17 AUG 2014 11:32:49

Band :	LTE Band 4	Band Width :	20MHz / 16QAM

Lower Band Edge Plot for 16QAM-RB Size 1, RB Offset 0

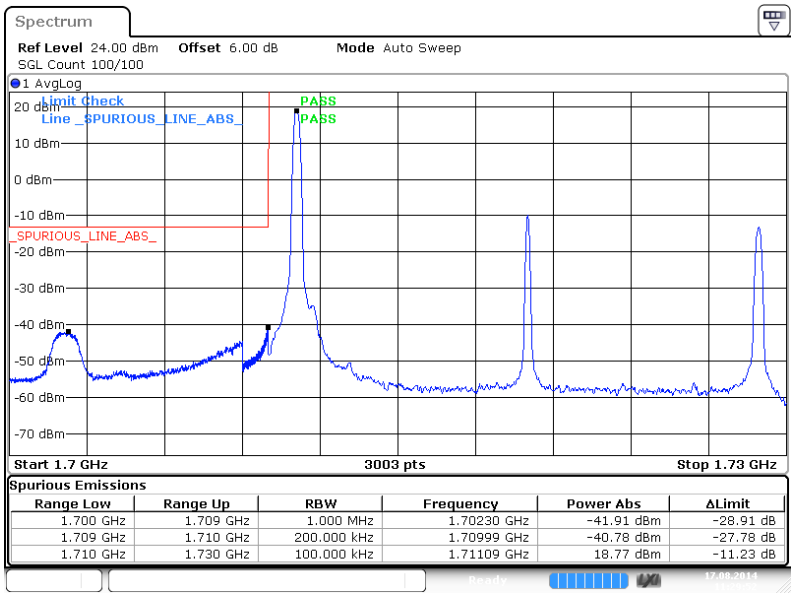

Spurious Emissions

Range Low	Range Up	RBW	Frequency	Power Abs	ΔLimit
1.700 GHz	1.709 GHz	1.000 MHz	1.70230 GHz	-41.91 dBm	-28.91 dB
1.709 GHz	1.710 GHz	200.000 kHz	1.70999 GHz	-40.78 dBm	-27.78 dB
1.710 GHz	1.730 GHz	100.000 kHz	1.71109 GHz	18.77 dBm	-11.23 dB

Date:17 AUG 2014 11:29:52

Lower Band Edge Plot for 16QAM-RB Size 100, RB Offset 0

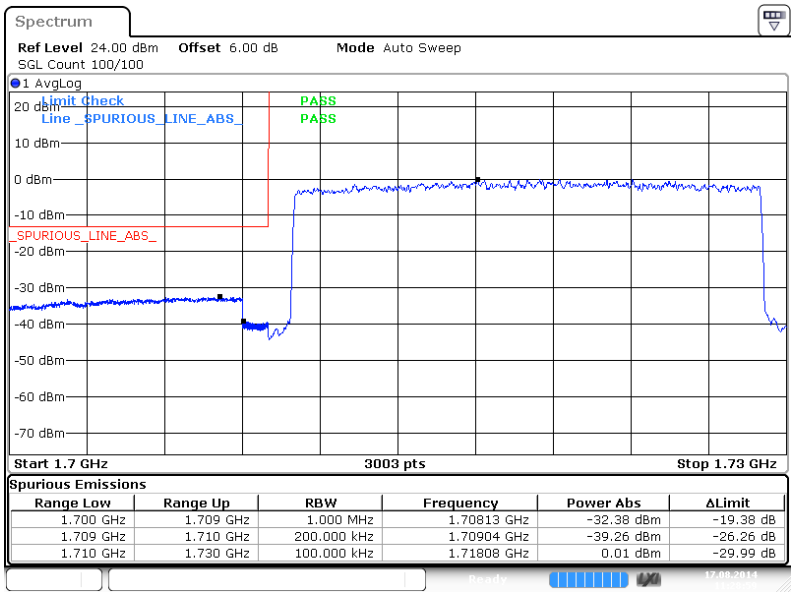

Spurious Emissions

Range Low	Range Up	RBW	Frequency	Power Abs	ΔLimit
1.700 GHz	1.709 GHz	1.000 MHz	1.70813 GHz	-32.38 dBm	-19.38 dB
1.709 GHz	1.710 GHz	200.000 kHz	1.70904 GHz	-39.26 dBm	-26.26 dB
1.710 GHz	1.730 GHz	100.000 kHz	1.71808 GHz	0.01 dBm	-29.99 dB

Date:17 AUG 2014 11:28:59

Higher Band Edge Plot for 16QAM-RB Size 1, RB Offset 99

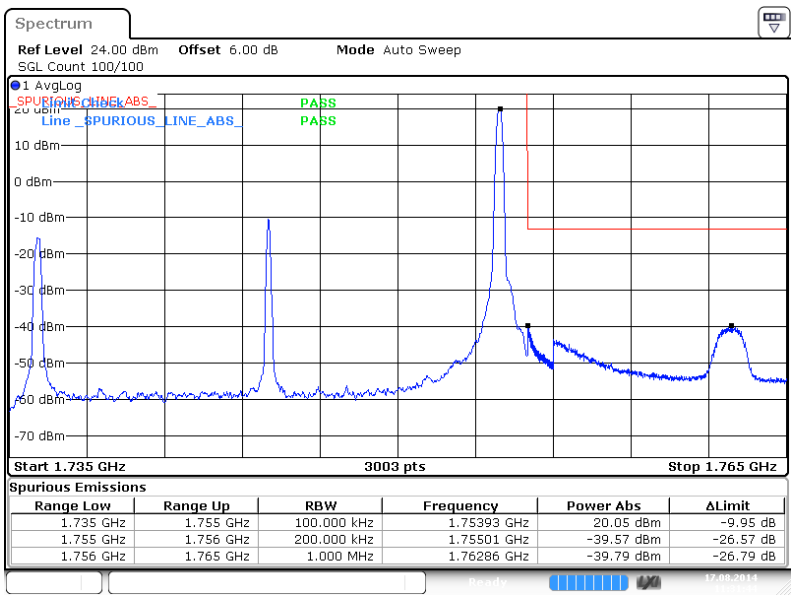

Spurious Emissions

Range Low	Range Up	RBW	Frequency	Power Abs	ΔLimit
1.735 GHz	1.755 GHz	100.000 kHz	1.75393 GHz	20.05 dBm	-9.95 dB
1.755 GHz	1.756 GHz	200.000 kHz	1.75501 GHz	-39.57 dBm	-26.57 dB
1.756 GHz	1.765 GHz	1.000 MHz	1.76286 GHz	-39.79 dBm	-26.79 dB

Date:17 AUG 2014 11:31:44

Higher Band Edge Plot for 16QAM-RB Size 100, RB Offset 0

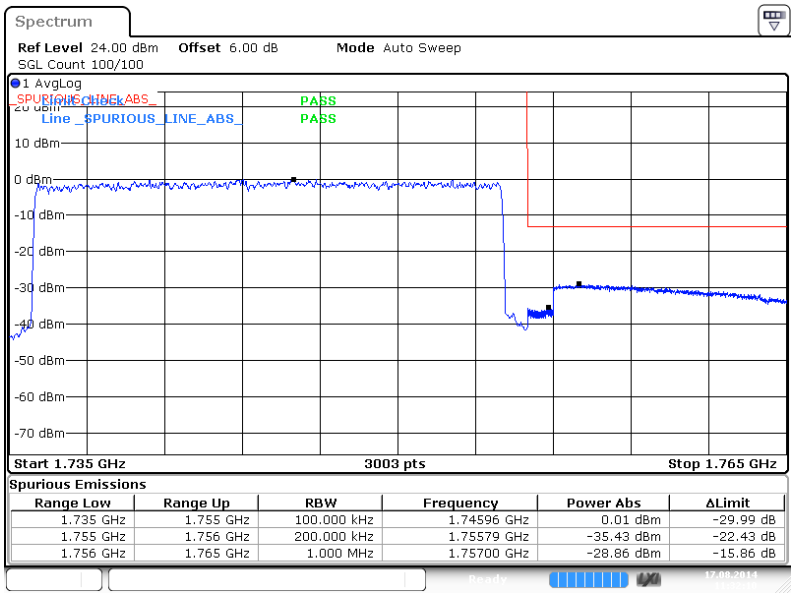

Spurious Emissions

Range Low	Range Up	RBW	Frequency	Power Abs	ΔLimit
1.735 GHz	1.755 GHz	100.000 kHz	1.74596 GHz	0.01 dBm	-29.99 dB
1.755 GHz	1.756 GHz	200.000 kHz	1.75579 GHz	-35.43 dBm	-22.43 dB
1.756 GHz	1.765 GHz	1.000 MHz	1.75700 GHz	-28.86 dBm	-15.86 dB

Date:17 AUG 2014 11:32:11

Band :	LTE Band 5	Band Width :	1.4MHz / QPSK

Lower Band Edge Plot for QPSK-RB Size 1, RB Offset 0

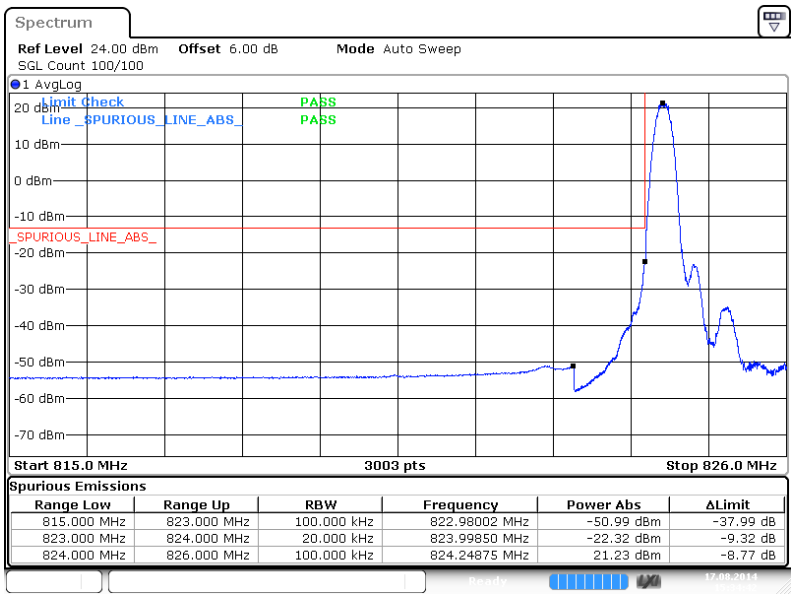

Spurious Emissions

Range Low	Range Up	RBW	Frequency	Power Abs	ΔLimit
815.000 MHz	823.000 MHz	100.000 kHz	822.98002 MHz	-50.99 dBm	-37.99 dB
823.000 MHz	824.000 MHz	20.000 kHz	823.99850 MHz	-22.32 dBm	-9.32 dB
824.000 MHz	826.000 MHz	100.000 kHz	824.24875 MHz	21.23 dBm	-8.77 dB

Date:17.AUG.2014 15:34:42

Lower Band Edge Plot for QPSK-RB Size 6, RB Offset 0

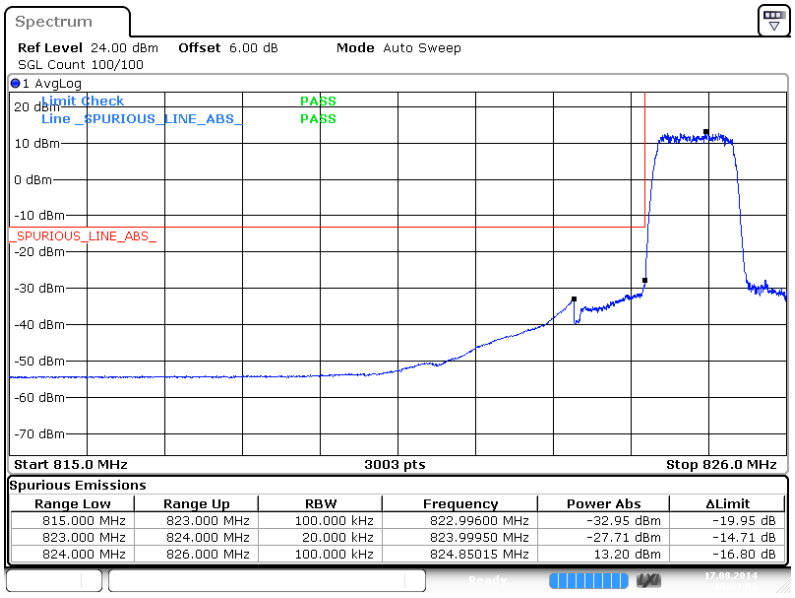

Spurious Emissions

Range Low	Range Up	RBW	Frequency	Power Abs	ΔLimit
815.000 MHz	823.000 MHz	100.000 kHz	822.99600 MHz	-32.95 dBm	-19.95 dB
823.000 MHz	824.000 MHz	20.000 kHz	823.99950 MHz	-27.71 dBm	-14.71 dB
824.000 MHz	826.000 MHz	100.000 kHz	824.85015 MHz	13.20 dBm	-16.80 dB

Date:17.AUG.2014 15:33:03

Higher Band Edge Plot for QPSK-RB Size 1, RB Offset 5

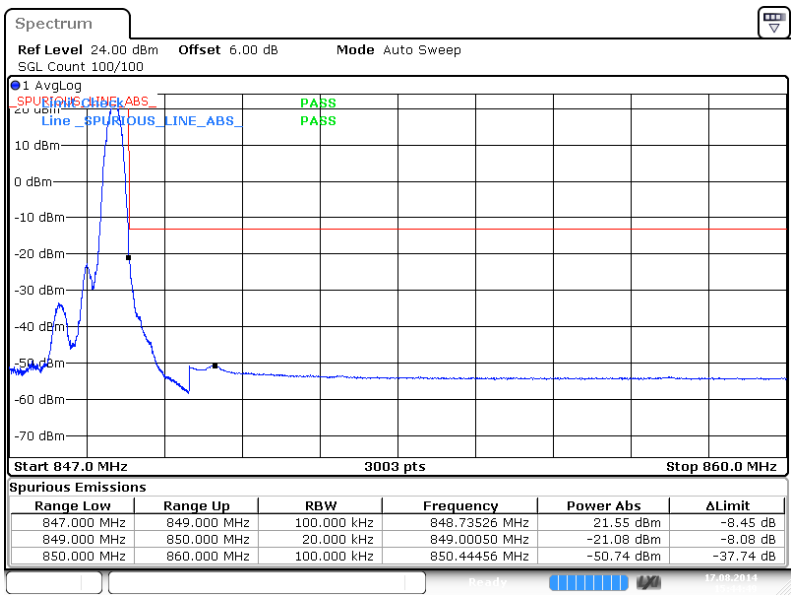

Spurious Emissions

Range Low	Range Up	RBW	Frequency	Power Abs	ΔLimit
847.000 MHz	849.000 MHz	100.000 kHz	848.73526 MHz	21.55 dBm	-8.45 dB
849.000 MHz	850.000 MHz	20.000 kHz	849.00050 MHz	-21.08 dBm	-8.08 dB
850.000 MHz	860.000 MHz	100.000 kHz	850.44456 MHz	-50.74 dBm	-37.74 dB

Date:17 AUG 2014 15:44:50

Higher Band Edge Plot for QPSK-RB Size 6, RB Offset 0

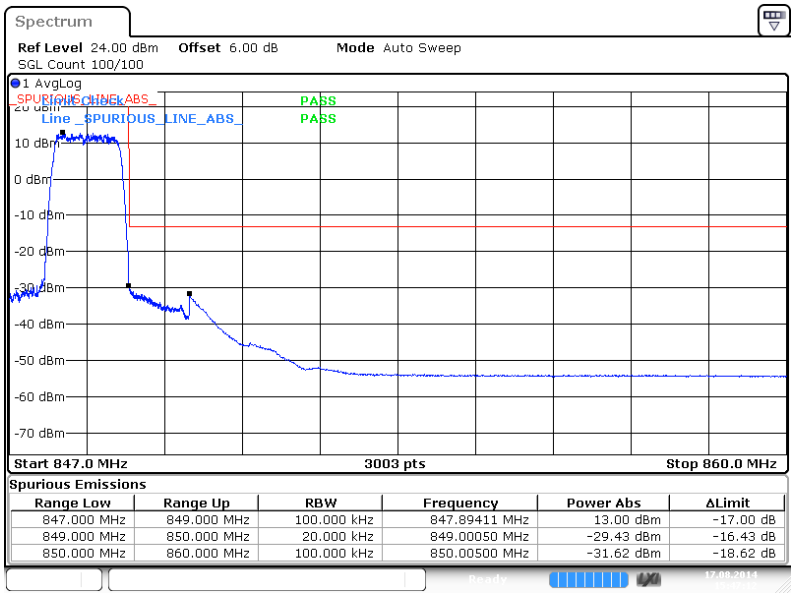

Spurious Emissions

Range Low	Range Up	RBW	Frequency	Power Abs	ΔLimit
847.000 MHz	849.000 MHz	100.000 kHz	847.89411 MHz	13.00 dBm	-17.00 dB
849.000 MHz	850.000 MHz	20.000 kHz	849.00050 MHz	-29.43 dBm	-16.43 dB
850.000 MHz	860.000 MHz	100.000 kHz	850.00500 MHz	-31.62 dBm	-18.62 dB

Date:17 AUG 2014 15:47:12

Band :	LTE Band 5	Band Width :	1.4MHz / 16QAM

Lower Band Edge Plot for 16QAM -RB Size 1, RB Offset 0

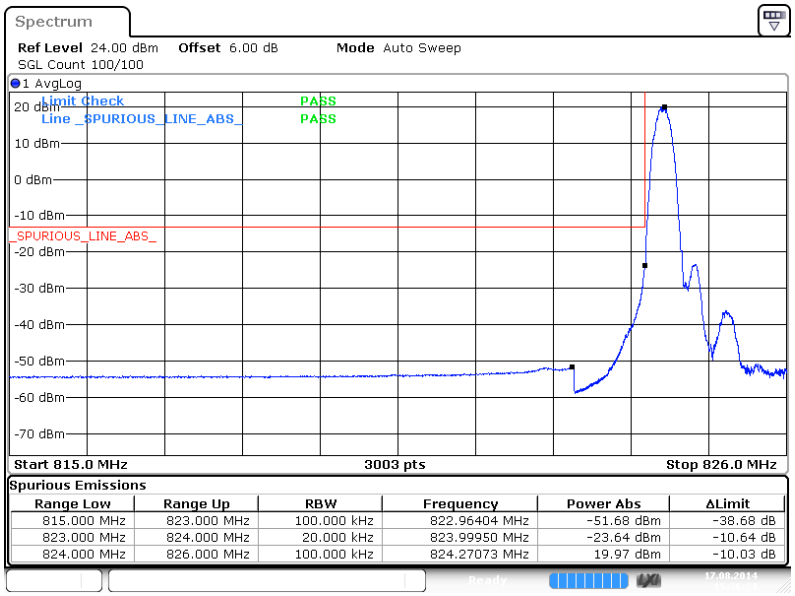

Spurious Emissions

Range Low	Range Up	RBW	Frequency	Power Abs	ΔLimit
815.000 MHz	823.000 MHz	100.000 kHz	822.96404 MHz	-51.68 dBm	-38.68 dB
823.000 MHz	824.000 MHz	20.000 kHz	823.99950 MHz	-23.64 dBm	-10.64 dB
824.000 MHz	826.000 MHz	100.000 kHz	824.27073 MHz	19.97 dBm	-10.03 dB

Date:17 AUG 2014 15:36:24

Lower Band Edge Plot for 16QAM -RB Size 6, RB Offset 0

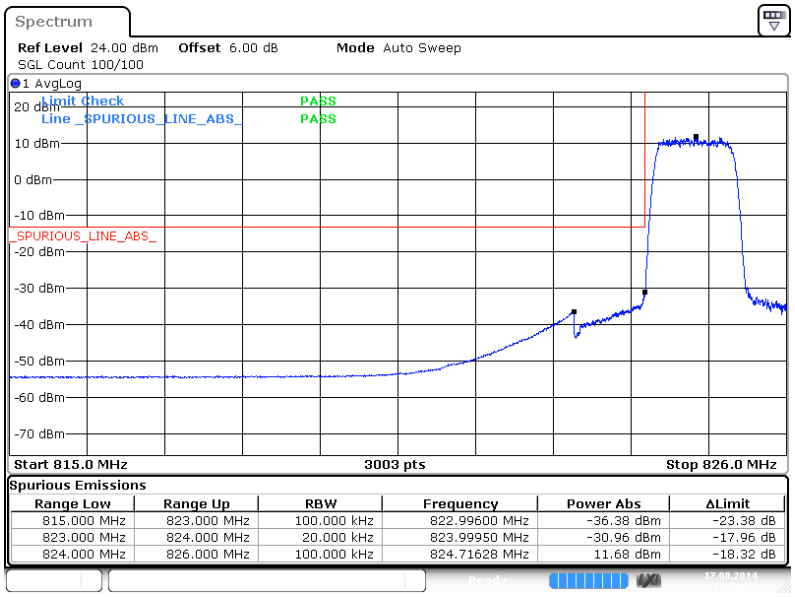

Spurious Emissions

Range Low	Range Up	RBW	Frequency	Power Abs	ΔLimit
815.000 MHz	823.000 MHz	100.000 kHz	822.99600 MHz	-36.38 dBm	-23.38 dB
823.000 MHz	824.000 MHz	20.000 kHz	823.99950 MHz	-30.96 dBm	-17.96 dB
824.000 MHz	826.000 MHz	100.000 kHz	824.71628 MHz	11.68 dBm	-18.32 dB

Date:17 AUG 2014 15:30:53

Higher Band Edge Plot for 16QAM -RB Size 1, RB Offset 5

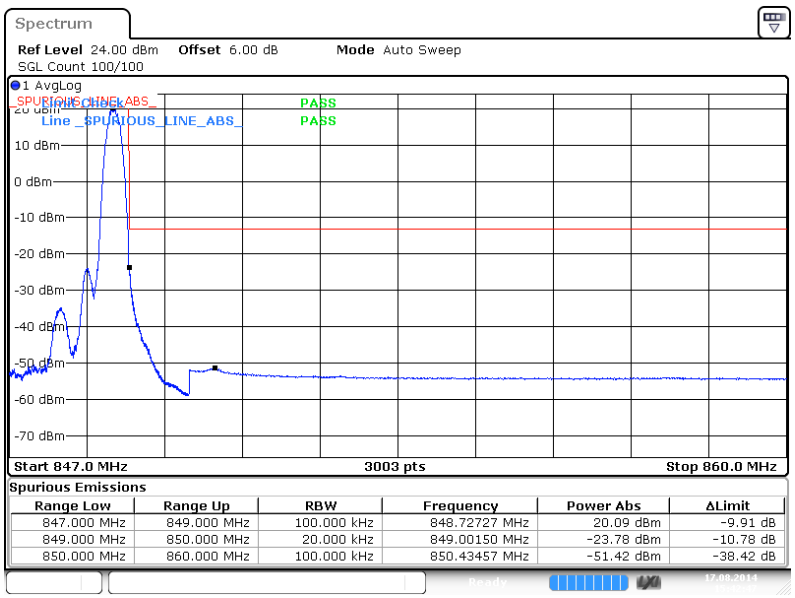

Spurious Emissions

Range Low	Range Up	RBW	Frequency	Power Abs	ΔLimit
847.000 MHz	849.000 MHz	100.000 kHz	848.72727 MHz	20.09 dBm	-9.91 dB
849.000 MHz	850.000 MHz	20.000 kHz	849.00150 MHz	-23.78 dBm	-10.78 dB
850.000 MHz	860.000 MHz	100.000 kHz	850.43457 MHz	-51.42 dBm	-38.42 dB

Date:17 AUG 2014 15:42:48

Higher Band Edge Plot for 16QAM -RB Size 6, RB Offset 0

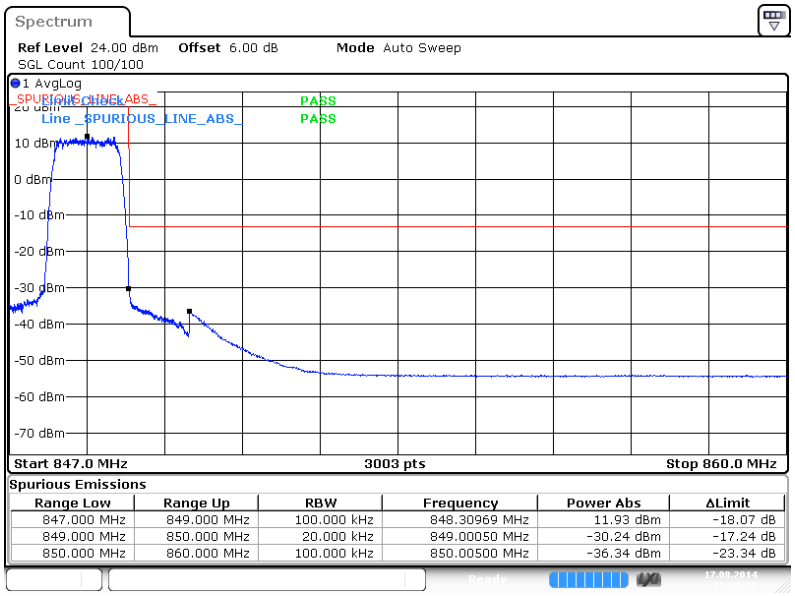

Spurious Emissions

Range Low	Range Up	RBW	Frequency	Power Abs	ΔLimit
847.000 MHz	849.000 MHz	100.000 kHz	848.30969 MHz	11.93 dBm	-18.07 dB
849.000 MHz	850.000 MHz	20.000 kHz	849.00050 MHz	-30.24 dBm	-17.24 dB
850.000 MHz	860.000 MHz	100.000 kHz	850.00500 MHz	-36.34 dBm	-23.34 dB

Date:17 AUG 2014 15:49:39

Band :	LTE Band 5	Band Width :	3MHz / QPSK

Lower Band Edge Plot for QPSK-RB Size 1, RB Offset 0

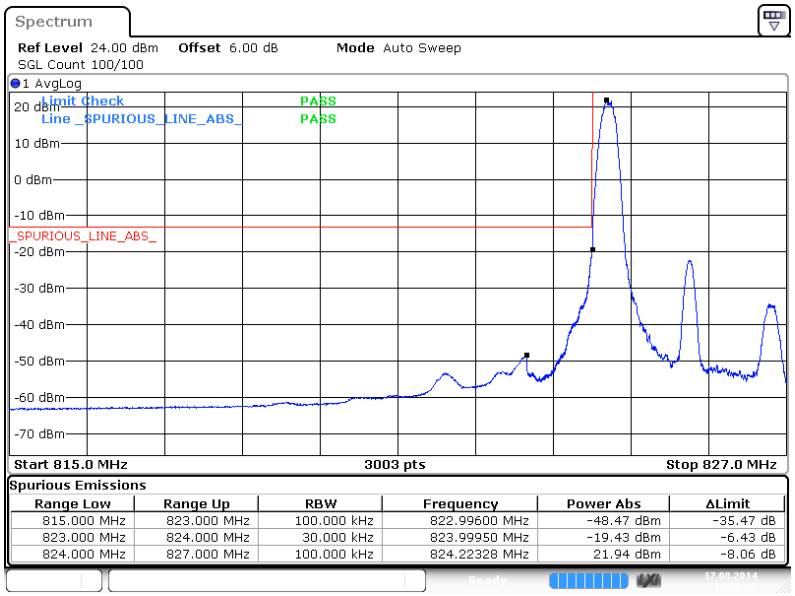

Spurious Emissions

Range Low	Range Up	RBW	Frequency	Power Abs	ΔLimit
815.000 MHz	823.000 MHz	100.000 kHz	822.99600 MHz	-48.47 dBm	-35.47 dB
823.000 MHz	824.000 MHz	30.000 kHz	823.99950 MHz	-19.43 dBm	-6.43 dB
824.000 MHz	827.000 MHz	100.000 kHz	824.22328 MHz	21.94 dBm	-8.06 dB

Date:17 AUG 2014 16:26:45

Lower Band Edge Plot for QPSK-RB Size 15, RB Offset 0

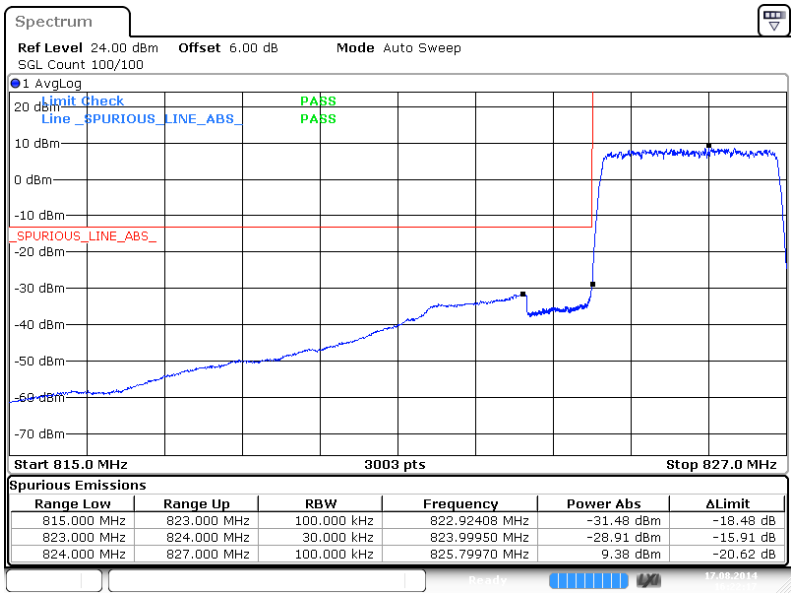

Spurious Emissions

Range Low	Range Up	RBW	Frequency	Power Abs	ΔLimit
815.000 MHz	823.000 MHz	100.000 kHz	822.92408 MHz	-31.48 dBm	-18.48 dB
823.000 MHz	824.000 MHz	30.000 kHz	823.99950 MHz	-28.91 dBm	-15.91 dB
824.000 MHz	827.000 MHz	100.000 kHz	825.79970 MHz	9.38 dBm	-20.62 dB

Date:17 AUG 2014 16:22:17

Higher Band Edge Plot for QPSK-RB Size 1, RB Offset 14

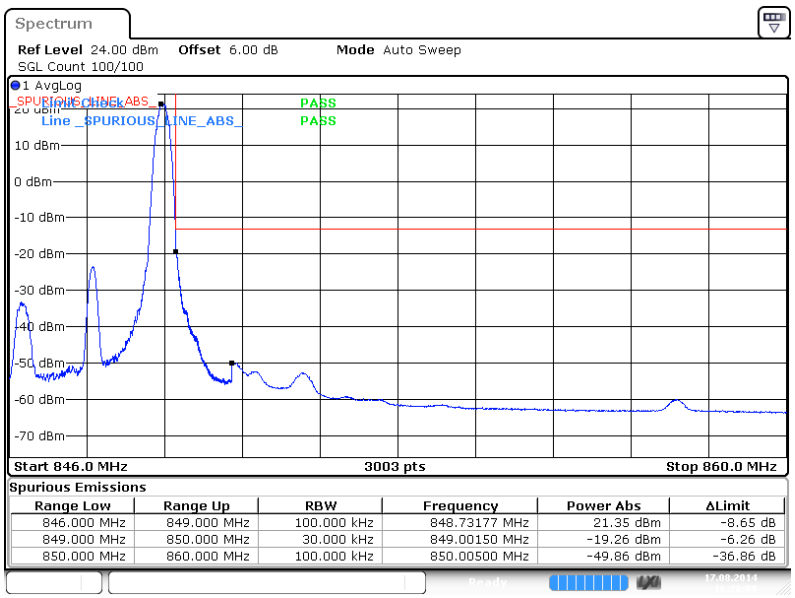

Spurious Emissions

Range Low	Range Up	RBW	Frequency	Power Abs	ΔLimit
846.000 MHz	849.000 MHz	100.000 kHz	848.73177 MHz	21.35 dBm	-8.65 dB
849.000 MHz	850.000 MHz	30.000 kHz	849.00150 MHz	-19.26 dBm	-6.26 dB
850.000 MHz	860.000 MHz	100.000 kHz	850.00500 MHz	-49.86 dBm	-36.86 dB

Date:17 AUG 2014 16:28:09

Higher Band Edge Plot for QPSK-RB Size 15, RB Offset 0

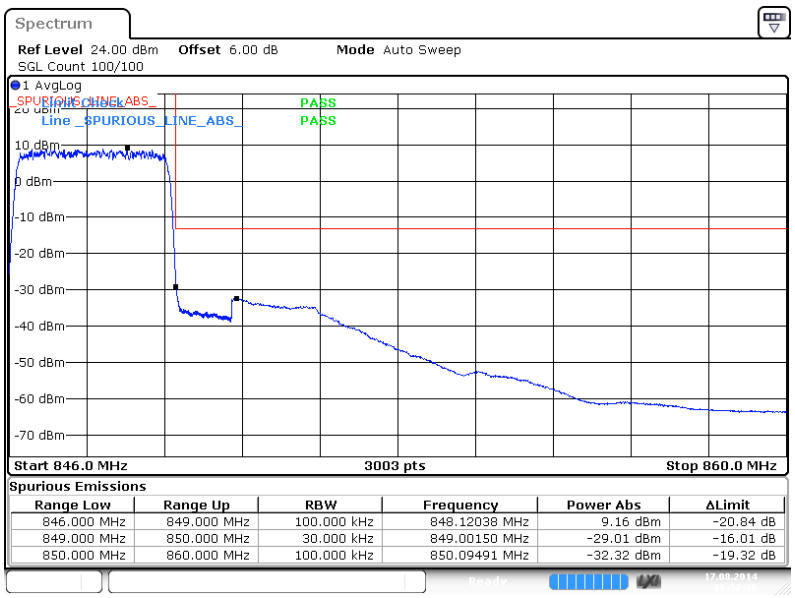

Spurious Emissions

Range Low	Range Up	RBW	Frequency	Power Abs	ΔLimit
846.000 MHz	849.000 MHz	100.000 kHz	848.12038 MHz	9.16 dBm	-20.84 dB
849.000 MHz	850.000 MHz	30.000 kHz	849.00150 MHz	-29.01 dBm	-16.01 dB
850.000 MHz	860.000 MHz	100.000 kHz	850.09491 MHz	-32.32 dBm	-19.32 dB

Date:17 AUG 2014 16:32:38

Band :	LTE Band 5	Band Width :	3MHz / 16QAM

Lower Band Edge Plot for 16QAM -RB Size 1, RB Offset 0

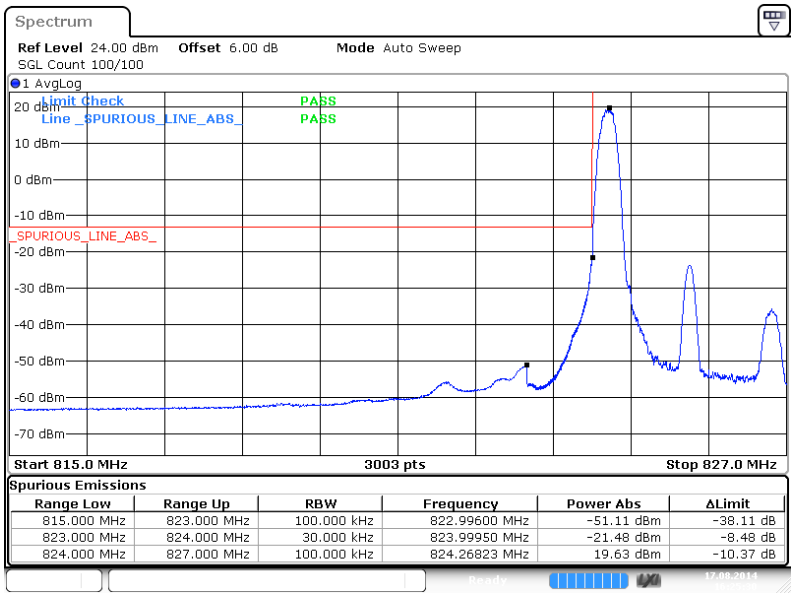

Spurious Emissions

Range Low	Range Up	RBW	Frequency	Power Abs	ΔLimit
815.000 MHz	823.000 MHz	100.000 kHz	822.99600 MHz	-51.11 dBm	-38.11 dB
823.000 MHz	824.000 MHz	30.000 kHz	823.99950 MHz	-21.48 dBm	-8.48 dB
824.000 MHz	827.000 MHz	100.000 kHz	824.26823 MHz	19.63 dBm	-10.37 dB

Date:17.AUG.2014 16:25:30

Lower Band Edge Plot for 16QAM -RB Size 15, RB Offset 0

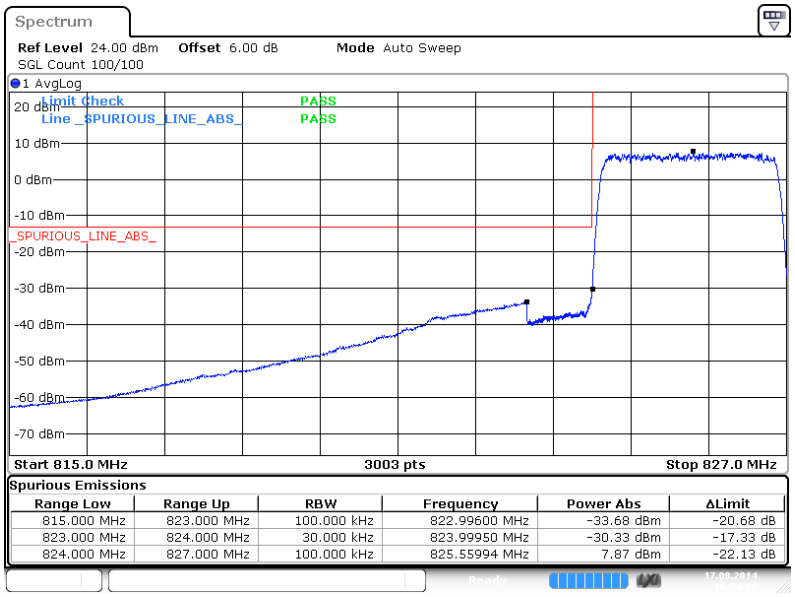

Spurious Emissions

Range Low	Range Up	RBW	Frequency	Power Abs	ΔLimit
815.000 MHz	823.000 MHz	100.000 kHz	822.99600 MHz	-33.68 dBm	-20.68 dB
823.000 MHz	824.000 MHz	30.000 kHz	823.99950 MHz	-30.33 dBm	-17.33 dB
824.000 MHz	827.000 MHz	100.000 kHz	825.55994 MHz	7.87 dBm	-22.13 dB

Date:17.AUG.2014 16:24:08

Higher Band Edge Plot for 16QAM -RB Size 1, RB Offset 14

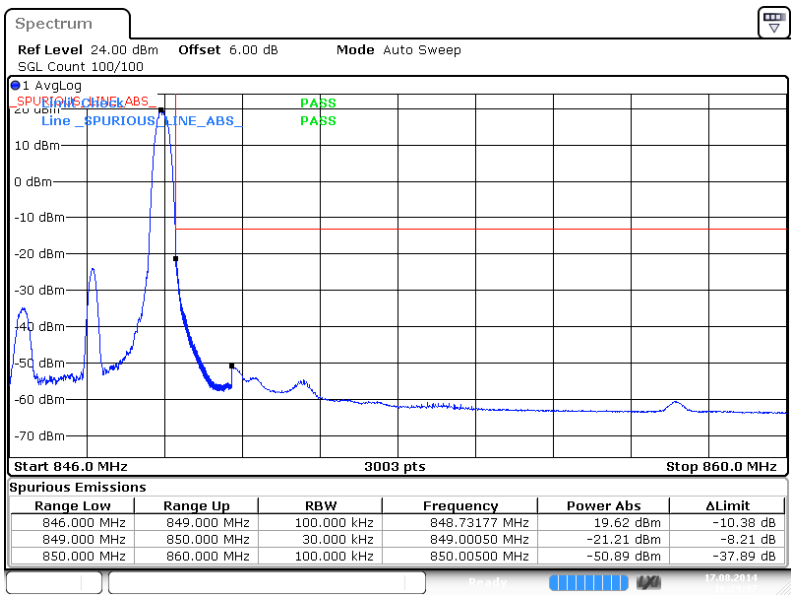

Spurious Emissions

Range Low	Range Up	RBW	Frequency	Power Abs	ΔLimit
846.000 MHz	849.000 MHz	100.000 kHz	848.73177 MHz	19.62 dBm	-10.38 dB
849.000 MHz	850.000 MHz	30.000 kHz	849.00050 MHz	-21.21 dBm	-8.21 dB
850.000 MHz	860.000 MHz	100.000 kHz	850.00500 MHz	-50.89 dBm	-37.89 dB

Date:17 AUG 2014 16:29:37

Higher Band Edge Plot for 16QAM -RB Size 15, RB Offset 0

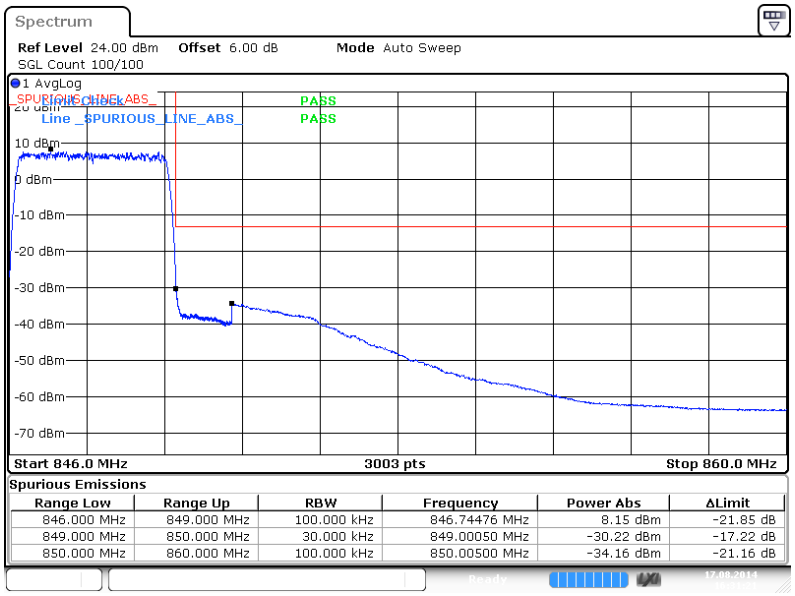

Spurious Emissions

Range Low	Range Up	RBW	Frequency	Power Abs	ΔLimit
846.000 MHz	849.000 MHz	100.000 kHz	846.74476 MHz	8.15 dBm	-21.85 dB
849.000 MHz	850.000 MHz	30.000 kHz	849.00050 MHz	-30.22 dBm	-17.22 dB
850.000 MHz	860.000 MHz	100.000 kHz	850.00500 MHz	-34.16 dBm	-21.16 dB

Date:17 AUG 2014 16:31:21

Band :	LTE Band 5	Band Width :	5MHz / QPSK

Lower Band Edge Plot for QPSK-RB Size 1, RB Offset 0

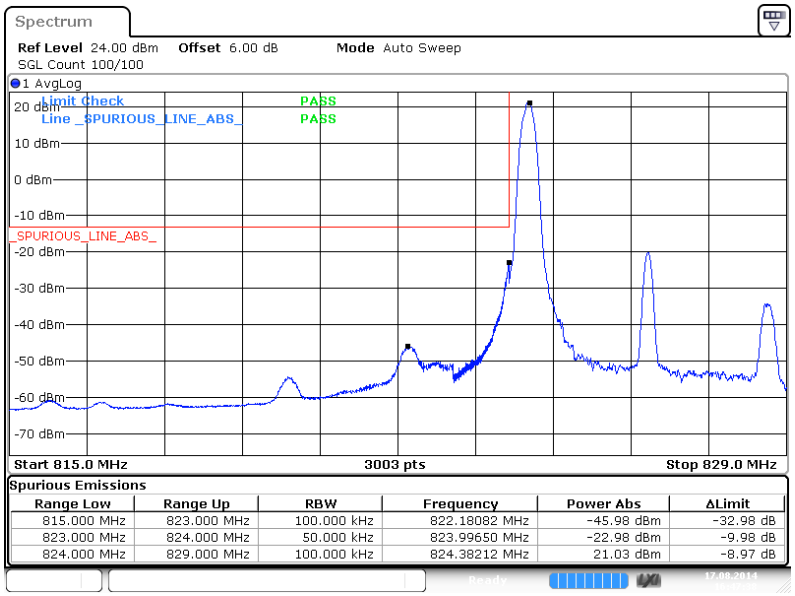

Spurious Emissions

Range Low	Range Up	RBW	Frequency	Power Abs	ΔLimit
815.000 MHz	823.000 MHz	100.000 kHz	822.18082 MHz	-45.98 dBm	-32.98 dB
823.000 MHz	824.000 MHz	50.000 kHz	823.99650 MHz	-22.98 dBm	-9.98 dB
824.000 MHz	829.000 MHz	100.000 kHz	824.38212 MHz	21.03 dBm	-8.97 dB

Date:17.AUG.2014 16:47:38

Lower Band Edge Plot for QPSK-RB Size 25, RB Offset 0

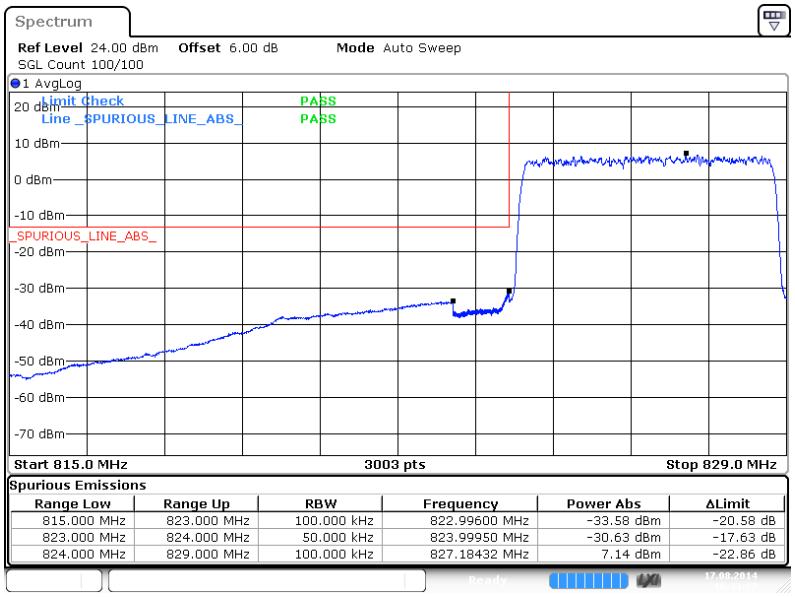

Spurious Emissions

Range Low	Range Up	RBW	Frequency	Power Abs	ΔLimit
815.000 MHz	823.000 MHz	100.000 kHz	822.99600 MHz	-33.58 dBm	-20.58 dB
823.000 MHz	824.000 MHz	50.000 kHz	823.99950 MHz	-30.63 dBm	-17.63 dB
824.000 MHz	829.000 MHz	100.000 kHz	827.18432 MHz	7.14 dBm	-22.86 dB

Date:17.AUG.2014 16:43:27

Higher Band Edge Plot for QPSK-RB Size 1, RB Offset 24

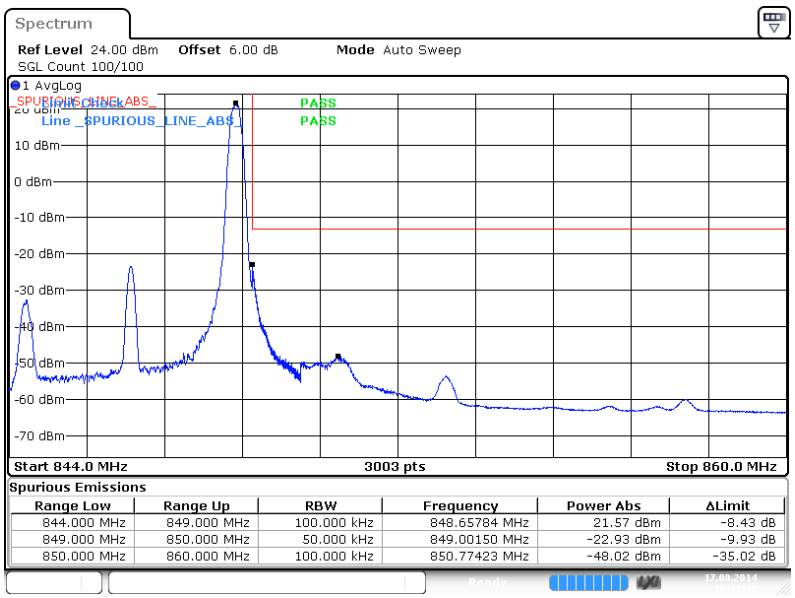

Spurious Emissions

Range Low	Range Up	RBW	Frequency	Power Abs	ΔLimit
844.000 MHz	849.000 MHz	100.000 kHz	848.65784 MHz	21.57 dBm	-8.43 dB
849.000 MHz	850.000 MHz	50.000 kHz	849.00150 MHz	-22.93 dBm	-9.93 dB
850.000 MHz	860.000 MHz	100.000 kHz	850.77423 MHz	-48.02 dBm	-35.02 dB

Date:17 AUG 2014 16:48:48

Higher Band Edge Plot for QPSK-RB Size 25, RB Offset 0

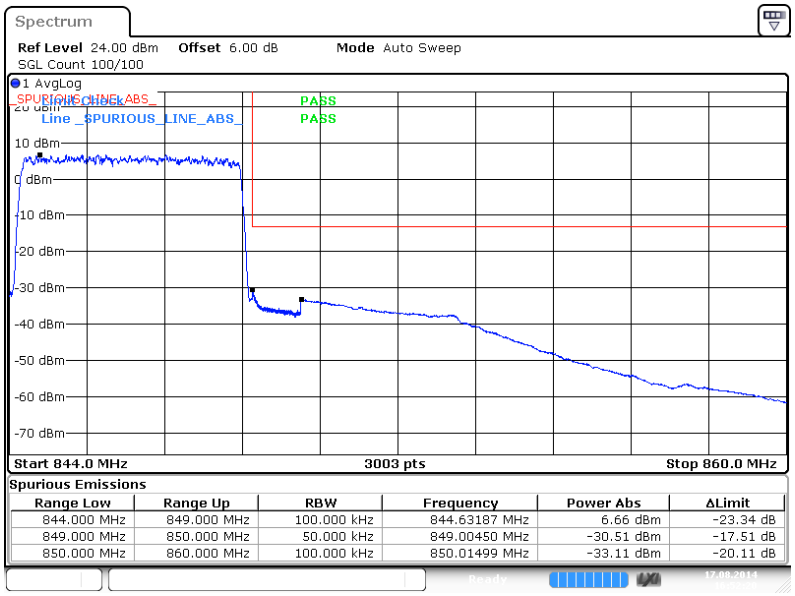

Spurious Emissions

Range Low	Range Up	RBW	Frequency	Power Abs	ΔLimit
844.000 MHz	849.000 MHz	100.000 kHz	844.63187 MHz	6.66 dBm	-23.34 dB
849.000 MHz	850.000 MHz	50.000 kHz	849.00450 MHz	-30.51 dBm	-17.51 dB
850.000 MHz	860.000 MHz	100.000 kHz	850.01499 MHz	-33.11 dBm	-20.11 dB

Date:17 AUG 2014 16:52:20

Band :	LTE Band 5	Band Width :	5MHz / 16QAM

Lower Band Edge Plot for 16QAM -RB Size 1, RB Offset 0

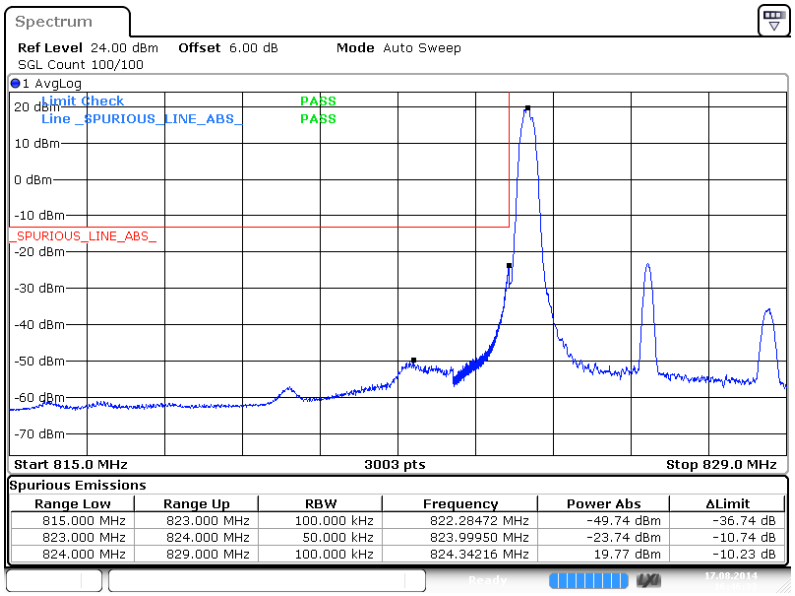

Spurious Emissions

Range Low	Range Up	RBW	Frequency	Power Abs	ΔLimit
815.000 MHz	823.000 MHz	100.000 kHz	822.28472 MHz	-49.74 dBm	-36.74 dB
823.000 MHz	824.000 MHz	50.000 kHz	823.99950 MHz	-23.74 dBm	-10.74 dB
824.000 MHz	829.000 MHz	100.000 kHz	824.34216 MHz	19.77 dBm	-10.23 dB

Date:17 AUG 2014 16:46:33

Lower Band Edge Plot for 16QAM -RB Size 25, RB Offset 0

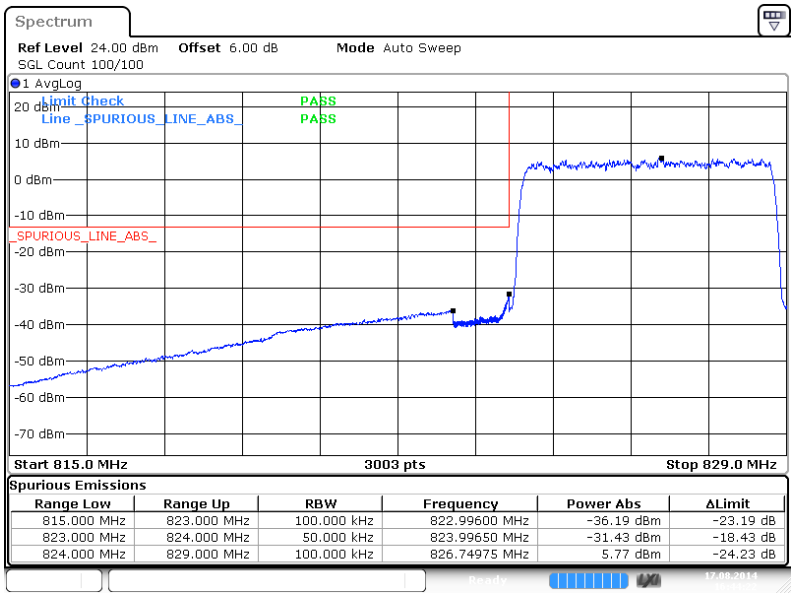

Spurious Emissions

Range Low	Range Up	RBW	Frequency	Power Abs	ΔLimit
815.000 MHz	823.000 MHz	100.000 kHz	822.99600 MHz	-36.19 dBm	-23.19 dB
823.000 MHz	824.000 MHz	50.000 kHz	823.99650 MHz	-31.43 dBm	-18.43 dB
824.000 MHz	829.000 MHz	100.000 kHz	826.74975 MHz	5.77 dBm	-24.23 dB

Date:17 AUG 2014 16:44:22

Higher Band Edge Plot for 16QAM -RB Size 1, RB Offset 24

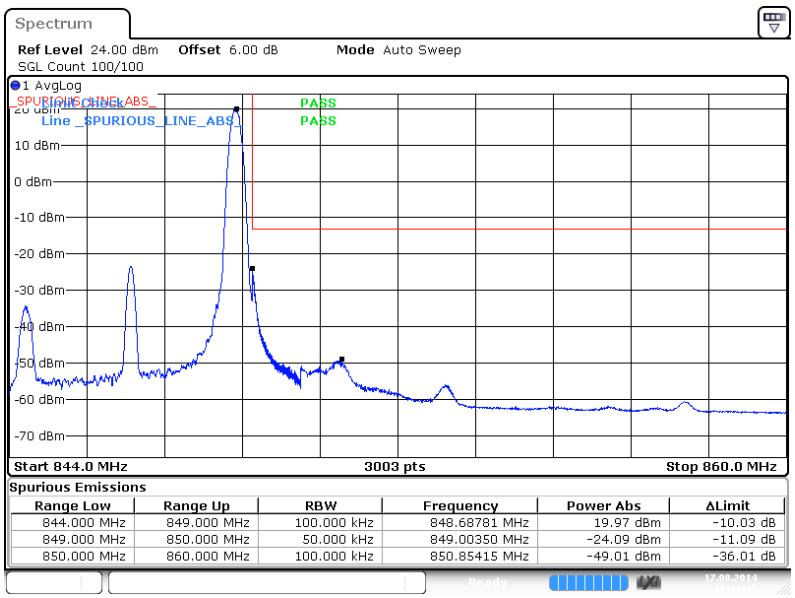

Spurious Emissions

Range Low	Range Up	RBW	Frequency	Power Abs	ΔLimit
844.000 MHz	849.000 MHz	100.000 kHz	848.68781 MHz	19.97 dBm	-10.03 dB
849.000 MHz	850.000 MHz	50.000 kHz	849.00350 MHz	-24.09 dBm	-11.09 dB
850.000 MHz	860.000 MHz	100.000 kHz	850.85415 MHz	-49.01 dBm	-36.01 dB

Date:17 AUG 2014 16:49:46

Higher Band Edge Plot for 16QAM -RB Size 25, RB Offset 0

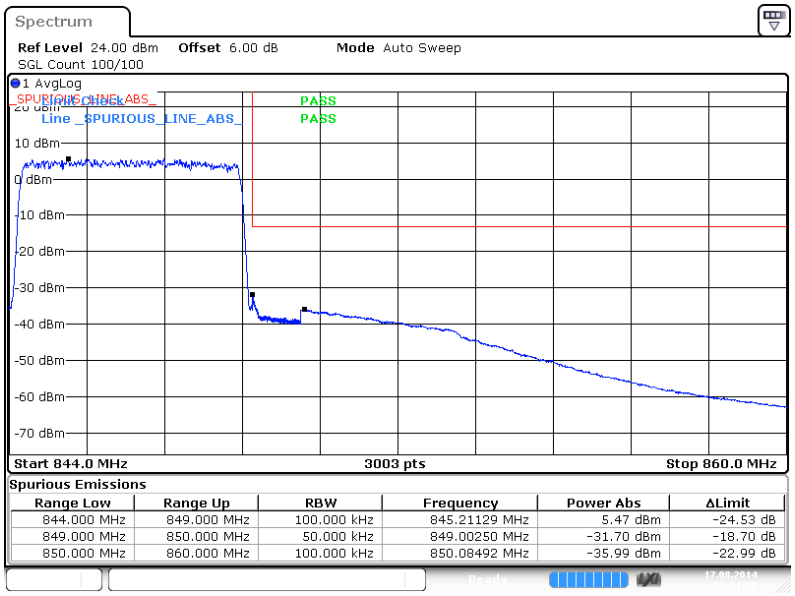

Spurious Emissions

Range Low	Range Up	RBW	Frequency	Power Abs	ΔLimit
844.000 MHz	849.000 MHz	100.000 kHz	845.21129 MHz	5.47 dBm	-24.53 dB
849.000 MHz	850.000 MHz	50.000 kHz	849.00250 MHz	-31.70 dBm	-18.70 dB
850.000 MHz	860.000 MHz	100.000 kHz	850.08492 MHz	-35.99 dBm	-22.99 dB

Date:17 AUG 2014 16:51:20

Band :	LTE Band 5	Band Width :	10MHz / QPSK

Lower Band Edge Plot for QPSK-RB Size 1, RB Offset 0

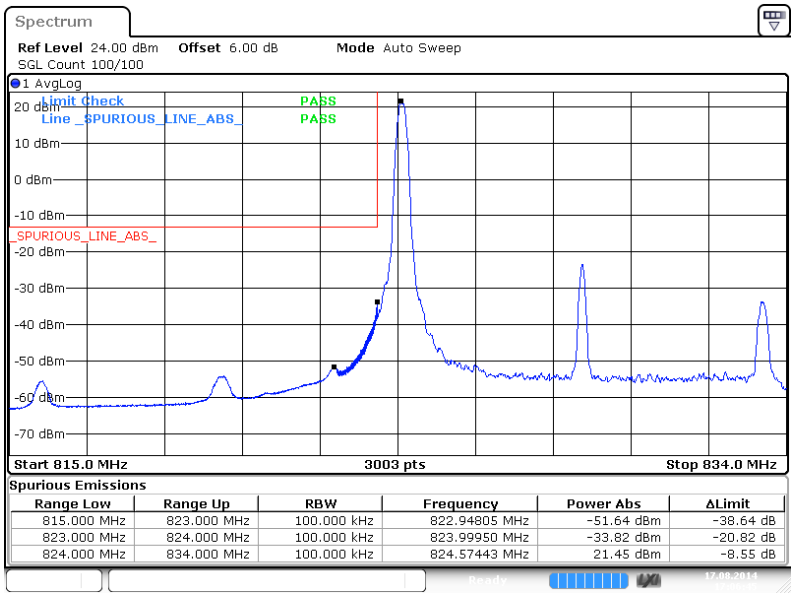

Spurious Emissions

Range Low	Range Up	RBW	Frequency	Power Abs	ΔLimit
815.000 MHz	823.000 MHz	100.000 kHz	822.94805 MHz	-51.64 dBm	-38.64 dB
823.000 MHz	824.000 MHz	100.000 kHz	823.99950 MHz	-33.82 dBm	-20.82 dB
824.000 MHz	834.000 MHz	100.000 kHz	824.57443 MHz	21.45 dBm	-8.55 dB

Date:17.AUG.2014 17:06:45

Lower Band Edge Plot for QPSK-RB Size 50, RB Offset 0

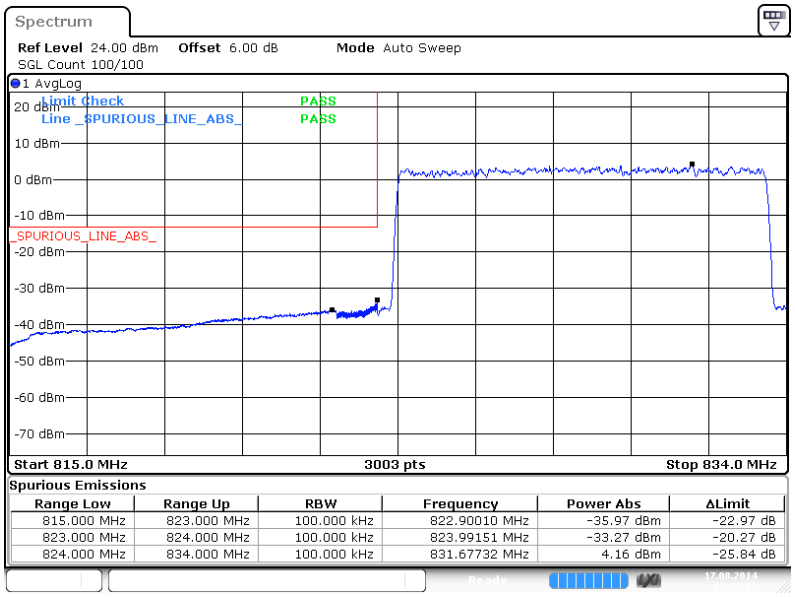

Spurious Emissions

Range Low	Range Up	RBW	Frequency	Power Abs	ΔLimit
815.000 MHz	823.000 MHz	100.000 kHz	822.90010 MHz	-35.97 dBm	-22.97 dB
823.000 MHz	824.000 MHz	100.000 kHz	823.99151 MHz	-33.27 dBm	-20.27 dB
824.000 MHz	834.000 MHz	100.000 kHz	831.67732 MHz	4.16 dBm	-25.84 dB

Date:17.AUG.2014 17:08:03

Higher Band Edge Plot for QPSK-RB Size 1, RB Offset 49

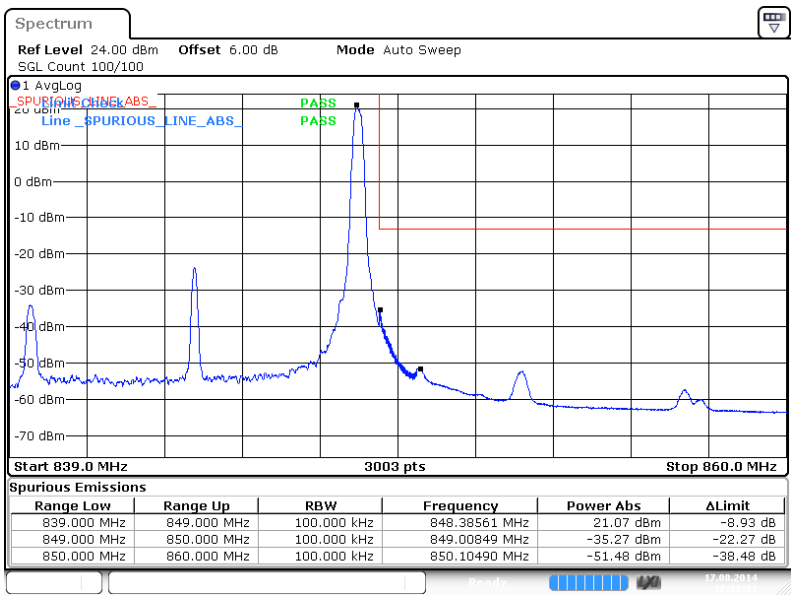

Spurious Emissions

Range Low	Range Up	RBW	Frequency	Power Abs	ΔLimit
839.000 MHz	849.000 MHz	100.000 kHz	848.38561 MHz	21.07 dBm	-8.93 dB
849.000 MHz	850.000 MHz	100.000 kHz	849.00849 MHz	-35.27 dBm	-22.27 dB
850.000 MHz	860.000 MHz	100.000 kHz	850.10490 MHz	-51.48 dBm	-38.48 dB

Date:17 AUG 2014 17:12:31

Higher Band Edge Plot for QPSK-RB Size 50, RB Offset 0

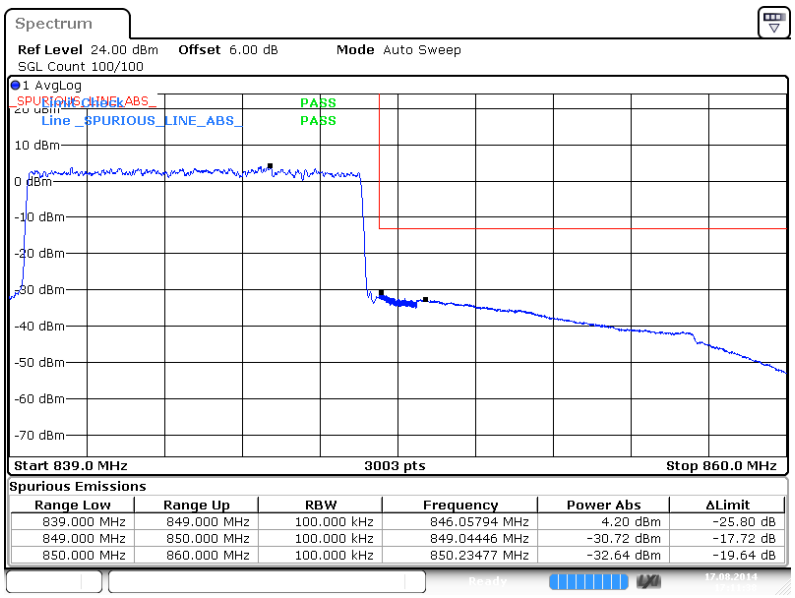

Spurious Emissions

Range Low	Range Up	RBW	Frequency	Power Abs	ΔLimit
839.000 MHz	849.000 MHz	100.000 kHz	846.05794 MHz	4.20 dBm	-25.80 dB
849.000 MHz	850.000 MHz	100.000 kHz	849.04446 MHz	-30.72 dBm	-17.72 dB
850.000 MHz	860.000 MHz	100.000 kHz	850.23477 MHz	-32.64 dBm	-19.64 dB

Date:17 AUG 2014 17:11:38

Band :	LTE Band 5	Band Width :	10MHz / 16QAM

Lower Band Edge Plot for 16QAM -RB Size 1, RB Offset 0

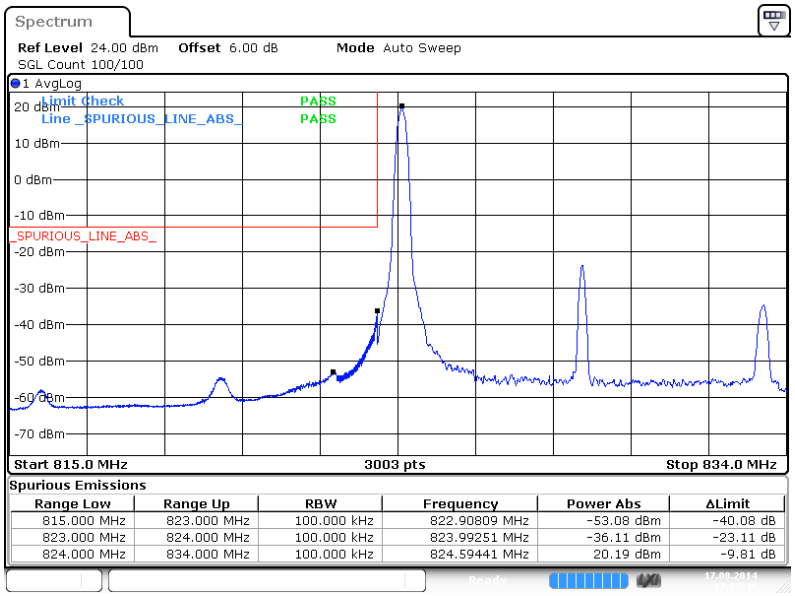

Spurious Emissions

Range Low	Range Up	RBW	Frequency	Power Abs	ΔLimit
815.000 MHz	823.000 MHz	100.000 kHz	822.90809 MHz	-53.08 dBm	-40.08 dB
823.000 MHz	824.000 MHz	100.000 kHz	823.99251 MHz	-36.11 dBm	-23.11 dB
824.000 MHz	834.000 MHz	100.000 kHz	824.59441 MHz	20.19 dBm	-9.81 dB

Date:17.AUG.2014 17:05:40

Lower Band Edge Plot for 16QAM -RB Size 50, RB Offset 0

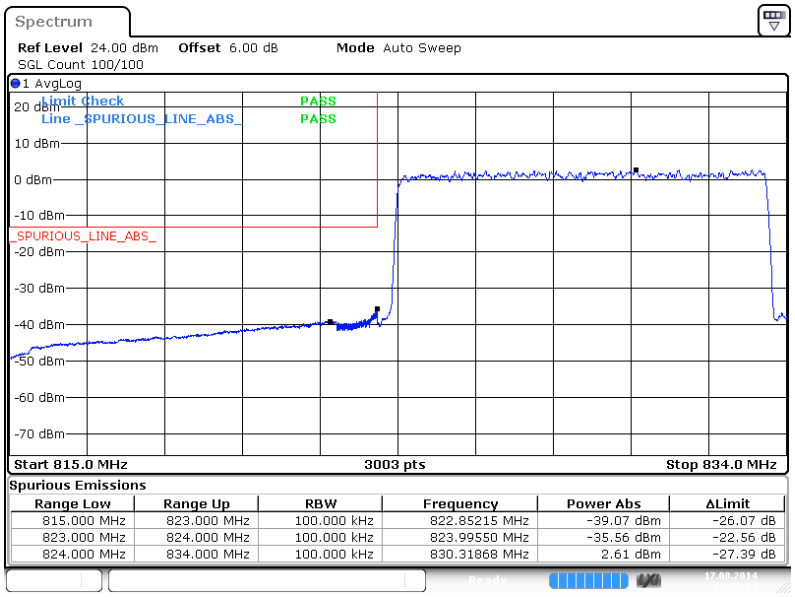

Spurious Emissions

Range Low	Range Up	RBW	Frequency	Power Abs	ΔLimit
815.000 MHz	823.000 MHz	100.000 kHz	822.85215 MHz	-39.07 dBm	-26.07 dB
823.000 MHz	824.000 MHz	100.000 kHz	823.99550 MHz	-35.56 dBm	-22.56 dB
824.000 MHz	834.000 MHz	100.000 kHz	830.31868 MHz	2.61 dBm	-27.39 dB

Date:17.AUG.2014 17:09:04

Higher Band Edge Plot for 16QAM -RB Size 1, RB Offset 49

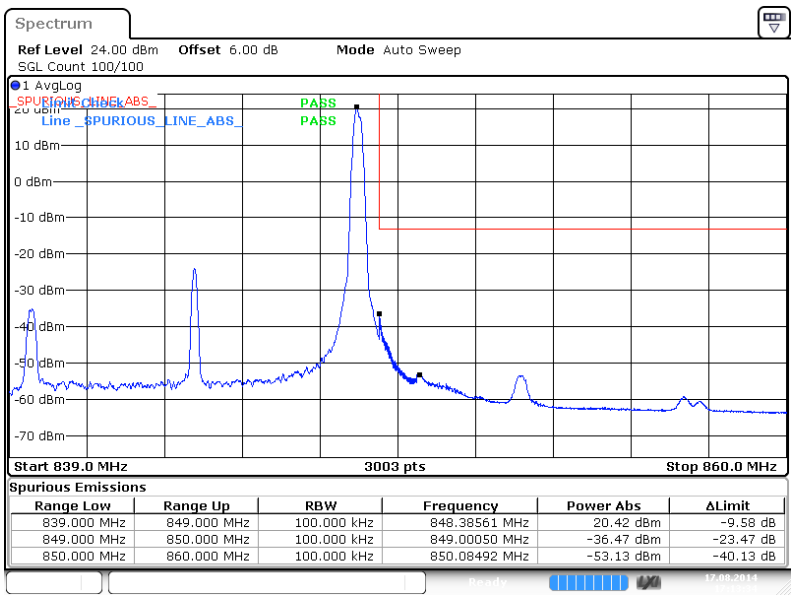

Spurious Emissions

Range Low	Range Up	RBW	Frequency	Power Abs	ΔLimit
839.000 MHz	849.000 MHz	100.000 kHz	848.38561 MHz	20.42 dBm	-9.58 dB
849.000 MHz	850.000 MHz	100.000 kHz	849.00050 MHz	-36.47 dBm	-23.47 dB
850.000 MHz	860.000 MHz	100.000 kHz	850.08492 MHz	-53.13 dBm	-40.13 dB

Date:17 AUG 2014 17:13:34

Higher Band Edge Plot for 16QAM -RB Size 50, RB Offset 0

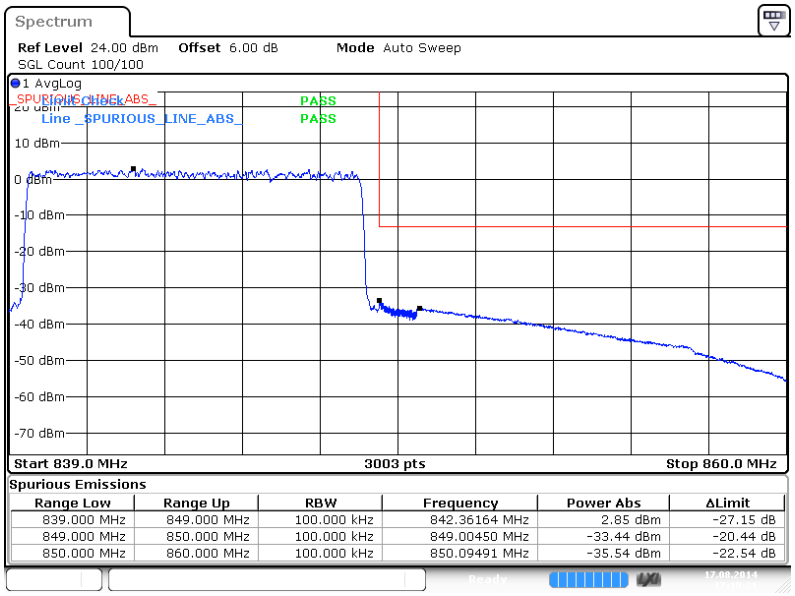

Spurious Emissions

Range Low	Range Up	RBW	Frequency	Power Abs	ΔLimit
839.000 MHz	849.000 MHz	100.000 kHz	842.36164 MHz	2.85 dBm	-27.15 dB
849.000 MHz	850.000 MHz	100.000 kHz	849.00450 MHz	-33.44 dBm	-20.44 dB
850.000 MHz	860.000 MHz	100.000 kHz	850.09491 MHz	-35.54 dBm	-22.54 dB

Date:17 AUG 2014 17:10:21

Band :	LTE Band 17	Band Width :	5MHz / QPSK

Lower Band Edge Plot for QPSK-RB Size 1, RB Offset 0

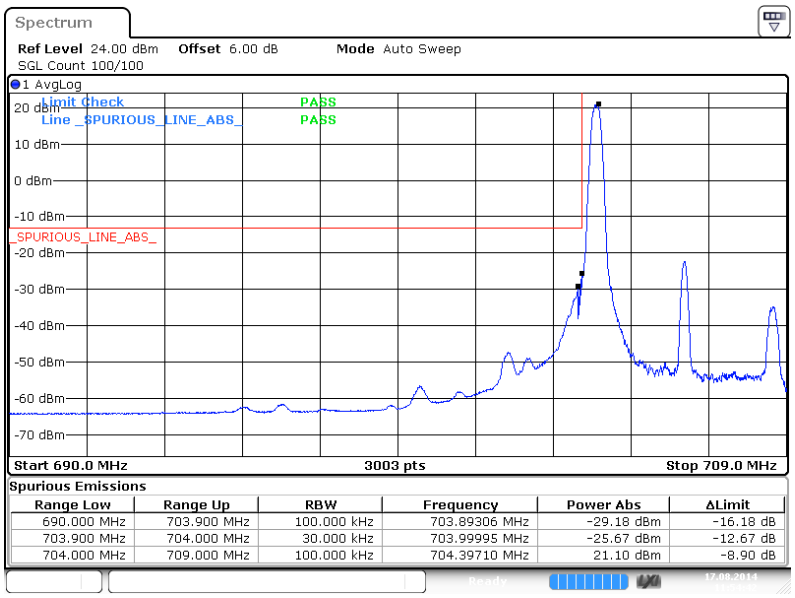

Spurious Emissions

Range Low	Range Up	RBW	Frequency	Power Abs	ΔLimit
690.000 MHz	703.900 MHz	100.000 kHz	703.89306 MHz	-29.18 dBm	-16.18 dB
703.900 MHz	704.000 MHz	30.000 kHz	703.99995 MHz	-25.67 dBm	-12.67 dB
704.000 MHz	709.000 MHz	100.000 kHz	704.39710 MHz	21.10 dBm	-8.90 dB

Date:17.AUG.2014 11:54:42

Lower Band Edge Plot for QPSK-RB Size 25, RB Offset 0

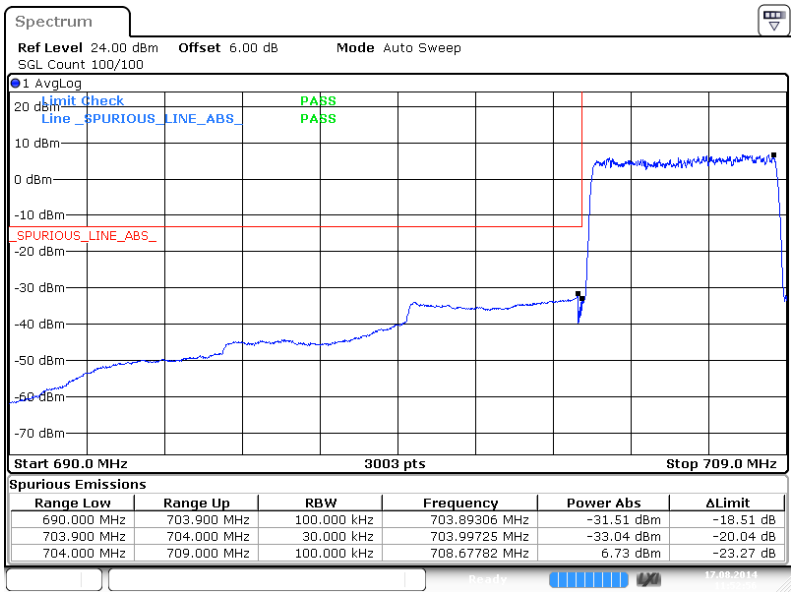

Spurious Emissions

Range Low	Range Up	RBW	Frequency	Power Abs	ΔLimit
690.000 MHz	703.900 MHz	100.000 kHz	703.89306 MHz	-31.51 dBm	-18.51 dB
703.900 MHz	704.000 MHz	30.000 kHz	703.99725 MHz	-33.04 dBm	-20.04 dB
704.000 MHz	709.000 MHz	100.000 kHz	708.67782 MHz	6.73 dBm	-23.27 dB

Date:17.AUG.2014 11:52:57

Higher Band Edge Plot for QPSK-RB Size 1, RB Offset 24

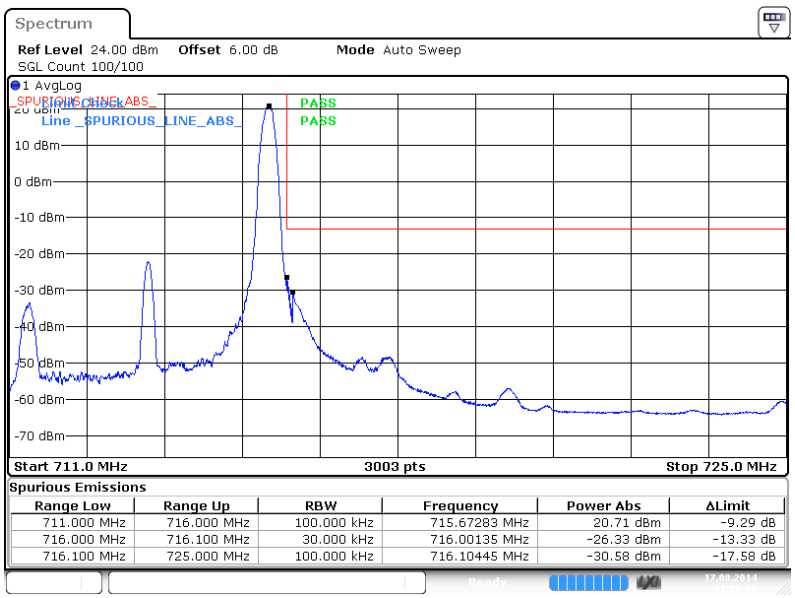

Spurious Emissions

Range Low	Range Up	RBW	Frequency	Power Abs	ΔLimit
711.000 MHz	716.000 MHz	100.000 kHz	715.67283 MHz	20.71 dBm	-9.29 dB
716.000 MHz	716.100 MHz	30.000 kHz	716.00135 MHz	-26.33 dBm	-13.33 dB
716.100 MHz	725.000 MHz	100.000 kHz	716.10445 MHz	-30.58 dBm	-17.58 dB

Date:17 AUG 2014 11:59:38

Higher Band Edge Plot for QPSK-RB Size 25, RB Offset 0

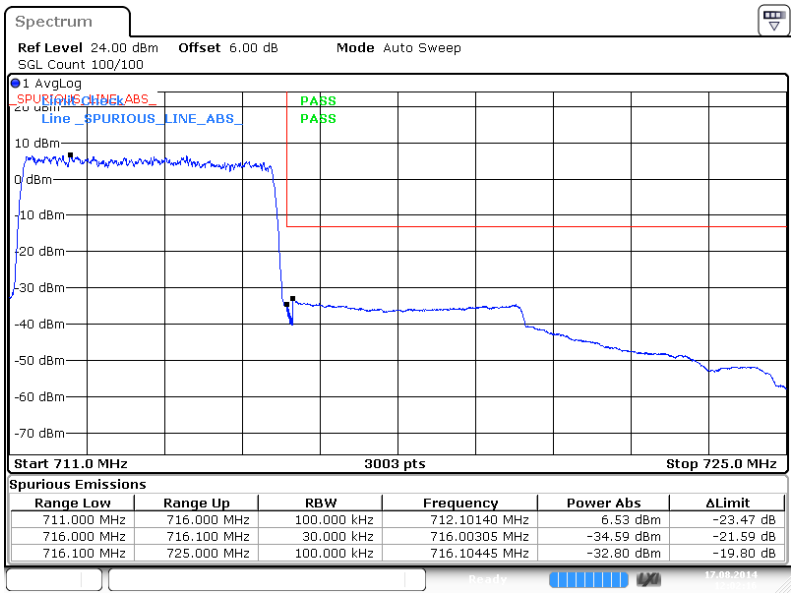

Spurious Emissions

Range Low	Range Up	RBW	Frequency	Power Abs	ΔLimit
711.000 MHz	716.000 MHz	100.000 kHz	712.10140 MHz	6.53 dBm	-23.47 dB
716.000 MHz	716.100 MHz	30.000 kHz	716.00305 MHz	-34.59 dBm	-21.59 dB
716.100 MHz	725.000 MHz	100.000 kHz	716.10445 MHz	-32.80 dBm	-19.80 dB

Date:17 AUG 2014 12:02:16

Band :	LTE Band 17	Band Width :	5MHz / 16QAM

Lower Band Edge Plot for 16QAM-RB Size 1, RB Offset 0

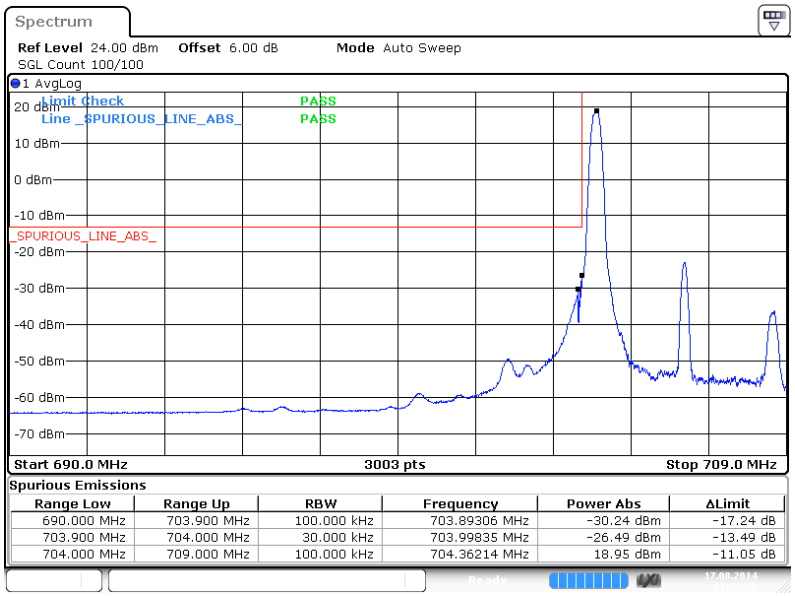

Spurious Emissions

Range Low	Range Up	RBW	Frequency	Power Abs	ΔLimit
690.000 MHz	703.900 MHz	100.000 kHz	703.89306 MHz	-30.24 dBm	-17.24 dB
703.900 MHz	704.000 MHz	30.000 kHz	703.99835 MHz	-26.49 dBm	-13.49 dB
704.000 MHz	709.000 MHz	100.000 kHz	704.36214 MHz	18.95 dBm	-11.05 dB

Date:17 AUG 2014 11:56:46

Lower Band Edge Plot for 16QAM-RB Size 25, RB Offset 0

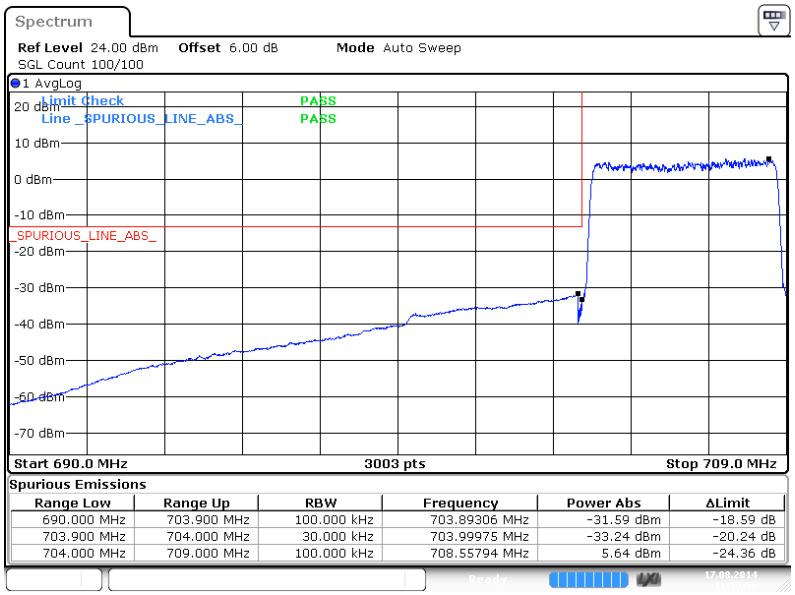

Spurious Emissions

Range Low	Range Up	RBW	Frequency	Power Abs	ΔLimit
690.000 MHz	703.900 MHz	100.000 kHz	703.89306 MHz	-31.59 dBm	-18.59 dB
703.900 MHz	704.000 MHz	30.000 kHz	703.99975 MHz	-33.24 dBm	-20.24 dB
704.000 MHz	709.000 MHz	100.000 kHz	708.55794 MHz	5.64 dBm	-24.36 dB

Date:17 AUG 2014 11:50:56

Higher Band Edge Plot for 16QAM-RB Size 1, RB Offset 24

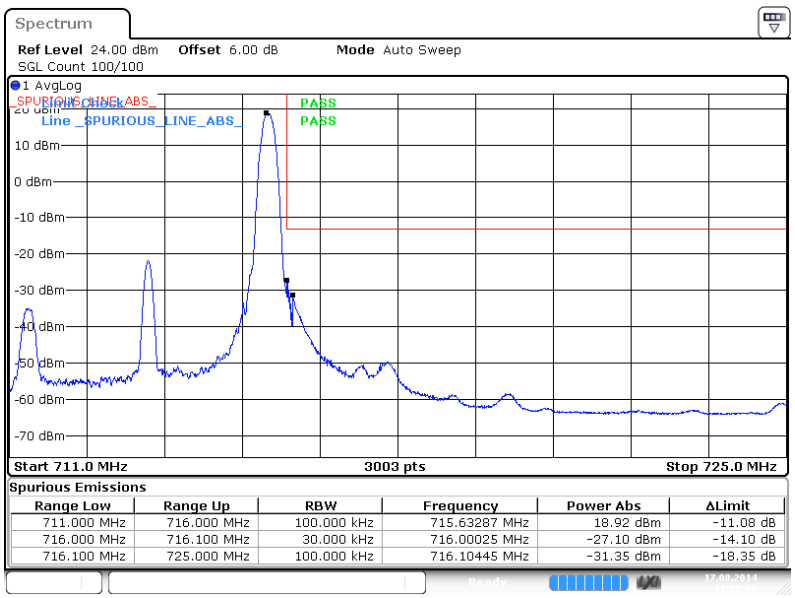

Spurious Emissions

Range Low	Range Up	RBW	Frequency	Power Abs	ΔLimit
711.000 MHz	716.000 MHz	100.000 kHz	715.63287 MHz	18.92 dBm	-11.08 dB
716.000 MHz	716.100 MHz	30.000 kHz	716.00025 MHz	-27.10 dBm	-14.10 dB
716.100 MHz	725.000 MHz	100.000 kHz	716.10445 MHz	-31.35 dBm	-18.35 dB

Date:17 AUG 2014 11:58:08

Higher Band Edge Plot for 16QAM-RB Size 25, RB Offset 0

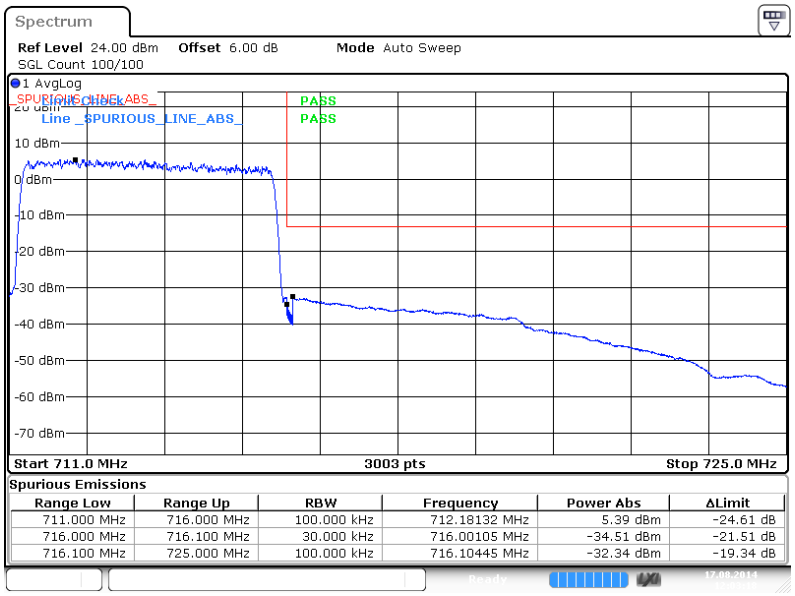

Spurious Emissions

Range Low	Range Up	RBW	Frequency	Power Abs	ΔLimit
711.000 MHz	716.000 MHz	100.000 kHz	712.18132 MHz	5.39 dBm	-24.61 dB
716.000 MHz	716.100 MHz	30.000 kHz	716.00105 MHz	-34.51 dBm	-21.51 dB
716.100 MHz	725.000 MHz	100.000 kHz	716.10445 MHz	-32.34 dBm	-19.34 dB

Date:17 AUG 2014 12:03:18

Band :	LTE Band 17	Band Width :	10MHz / QPSK

Lower Band Edge Plot for QPSK-RB Size 1, RB Offset 0

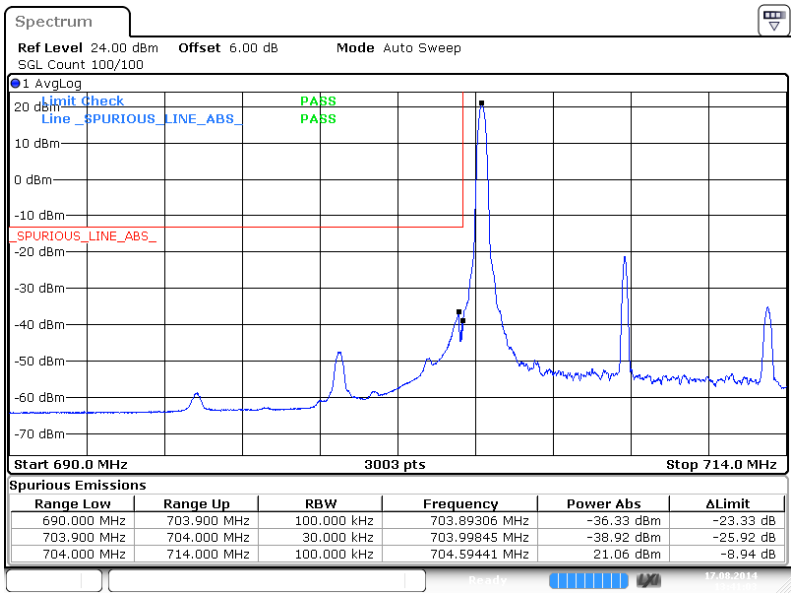

Spurious Emissions

Range Low	Range Up	RBW	Frequency	Power Abs	ΔLimit
690.000 MHz	703.900 MHz	100.000 kHz	703.89306 MHz	-36.33 dBm	-23.33 dB
703.900 MHz	704.000 MHz	30.000 kHz	703.99845 MHz	-38.92 dBm	-25.92 dB
704.000 MHz	714.000 MHz	100.000 kHz	704.59441 MHz	21.06 dBm	-8.94 dB

Date:17 AUG 2014 13:41:04

Lower Band Edge Plot for QPSK-RB Size 50, RB Offset 0

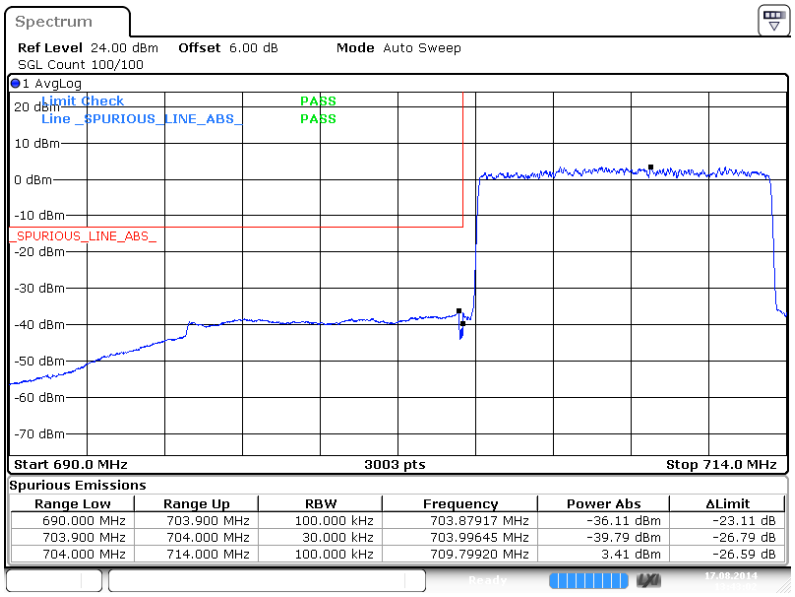

Spurious Emissions

Range Low	Range Up	RBW	Frequency	Power Abs	ΔLimit
690.000 MHz	703.900 MHz	100.000 kHz	703.87917 MHz	-36.11 dBm	-23.11 dB
703.900 MHz	704.000 MHz	30.000 kHz	703.99645 MHz	-39.79 dBm	-26.79 dB
704.000 MHz	714.000 MHz	100.000 kHz	709.79920 MHz	3.41 dBm	-26.59 dB

Date:17 AUG 2014 13:43:02

Higher Band Edge Plot for QPSK-RB Size 1, RB Offset 49

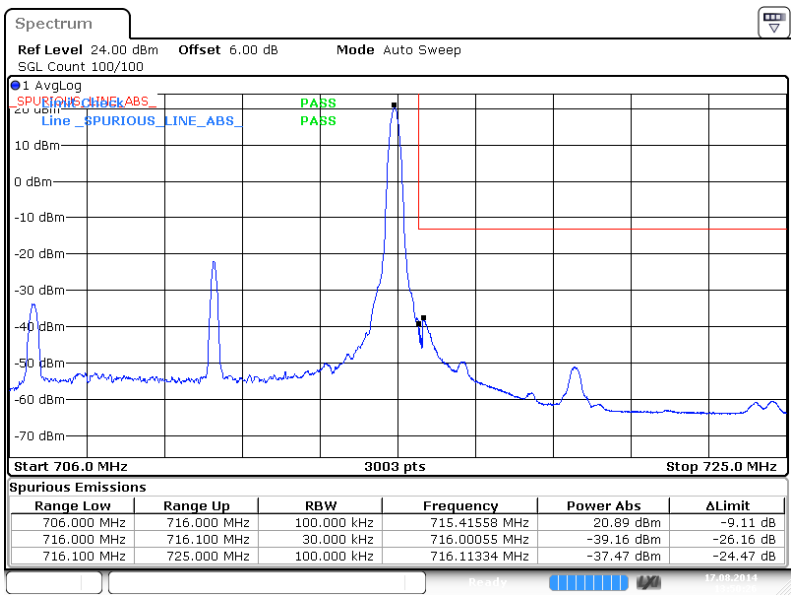

Spurious Emissions

Range Low	Range Up	RBW	Frequency	Power Abs	ΔLimit
706.000 MHz	716.000 MHz	100.000 kHz	715.41558 MHz	20.89 dBm	-9.11 dB
716.000 MHz	716.100 MHz	30.000 kHz	716.00055 MHz	-39.16 dBm	-26.16 dB
716.100 MHz	725.000 MHz	100.000 kHz	716.11334 MHz	-37.47 dBm	-24.47 dB

Date:17 AUG 2014 13:50:26

Higher Band Edge Plot for QPSK-RB Size 50, RB Offset 0

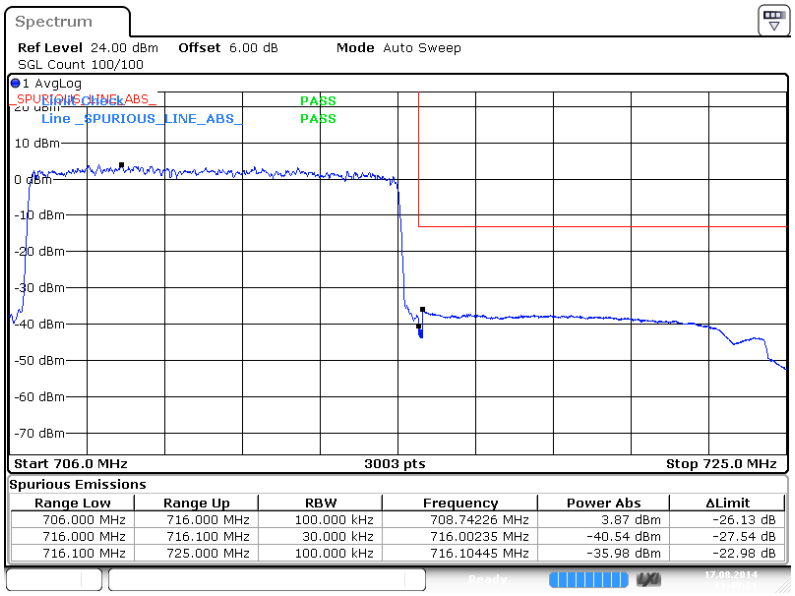

Spurious Emissions

Range Low	Range Up	RBW	Frequency	Power Abs	ΔLimit
706.000 MHz	716.000 MHz	100.000 kHz	708.74226 MHz	3.87 dBm	-26.13 dB
716.000 MHz	716.100 MHz	30.000 kHz	716.00235 MHz	-40.54 dBm	-27.54 dB
716.100 MHz	725.000 MHz	100.000 kHz	716.10445 MHz	-35.98 dBm	-22.98 dB

Date:17 AUG 2014 13:49:21

Band :	LTE Band 17	Band Width :	10MHz / 16QAM

Lower Band Edge Plot for 16QAM-RB Size 1, RB Offset 0

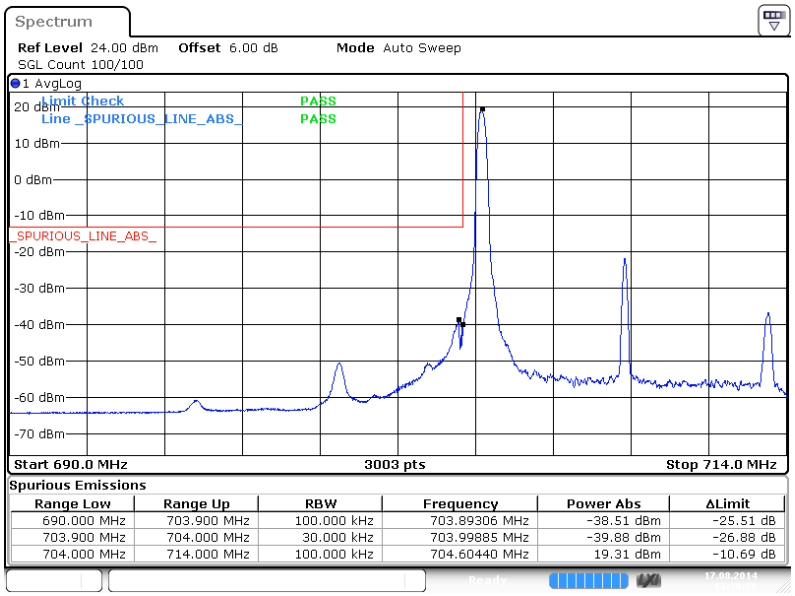

Spurious Emissions

Range Low	Range Up	RBW	Frequency	Power Abs	ΔLimit
690.000 MHz	703.900 MHz	100.000 kHz	703.89306 MHz	-38.51 dBm	-25.51 dB
703.900 MHz	704.000 MHz	30.000 kHz	703.99885 MHz	-39.88 dBm	-26.88 dB
704.000 MHz	714.000 MHz	100.000 kHz	704.60440 MHz	19.31 dBm	-10.69 dB

Date:17 AUG 2014 13:39:59

Lower Band Edge Plot for 16QAM-RB Size 50, RB Offset 0

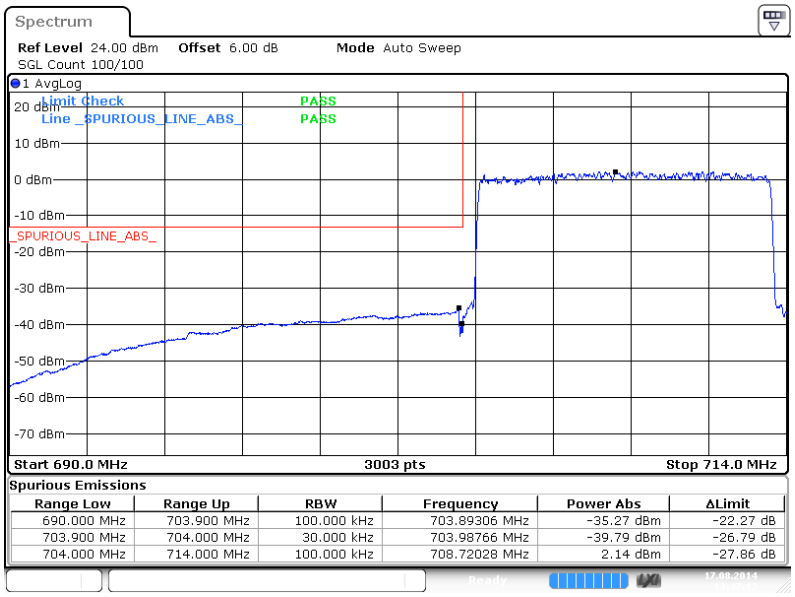

Spurious Emissions

Range Low	Range Up	RBW	Frequency	Power Abs	ΔLimit
690.000 MHz	703.900 MHz	100.000 kHz	703.89306 MHz	-35.27 dBm	-22.27 dB
703.900 MHz	704.000 MHz	30.000 kHz	703.98766 MHz	-39.79 dBm	-26.79 dB
704.000 MHz	714.000 MHz	100.000 kHz	708.72028 MHz	2.14 dBm	-27.86 dB

Date:17 AUG 2014 13:47:12

Higher Band Edge Plot for 16QAM-RB Size 1, RB Offset 49

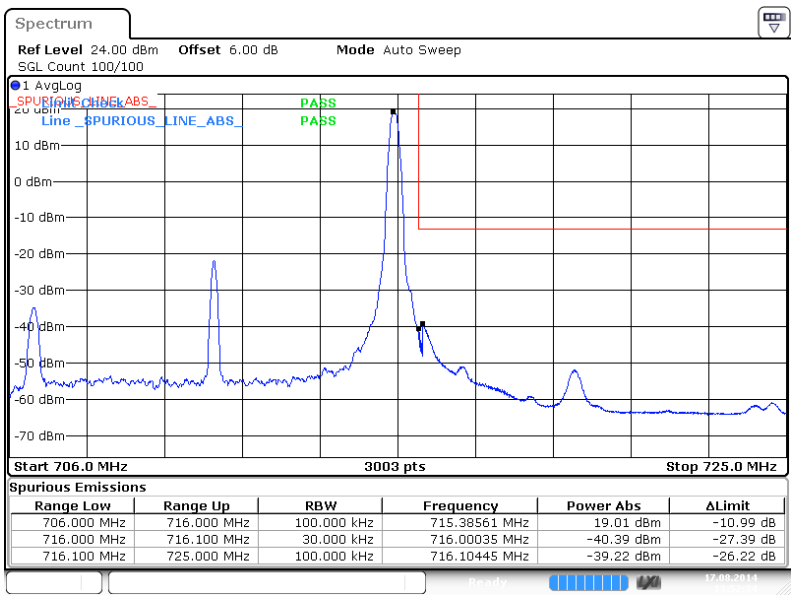

Spurious Emissions

Range Low	Range Up	RBW	Frequency	Power Abs	ΔLimit
706.000 MHz	716.000 MHz	100.000 kHz	715.38561 MHz	19.01 dBm	-10.99 dB
716.000 MHz	716.100 MHz	30.000 kHz	716.00035 MHz	-40.39 dBm	-27.39 dB
716.100 MHz	725.000 MHz	100.000 kHz	716.10445 MHz	-39.22 dBm	-26.22 dB

Date:17 AUG 2014 13:52:34

Higher Band Edge Plot for 16QAM-RB Size 50, RB Offset 0

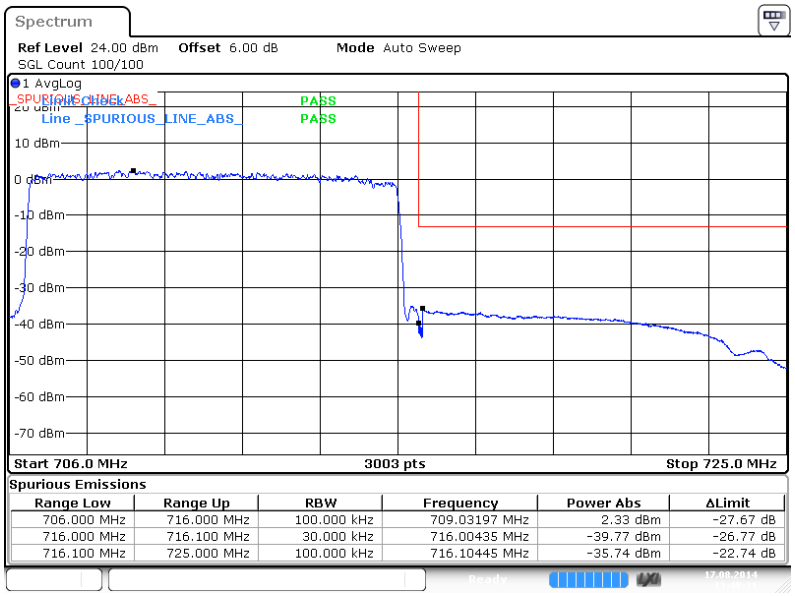

Spurious Emissions

Range Low	Range Up	RBW	Frequency	Power Abs	ΔLimit
706.000 MHz	716.000 MHz	100.000 kHz	709.03197 MHz	2.33 dBm	-27.67 dB
716.000 MHz	716.100 MHz	30.000 kHz	716.00435 MHz	-39.77 dBm	-26.77 dB
716.100 MHz	725.000 MHz	100.000 kHz	716.10445 MHz	-35.74 dBm	-22.74 dB

Date:17 AUG 2014 13:48:31