WCDMA Band IV (RMC 12.2Kbps)	
Lowest Channel	
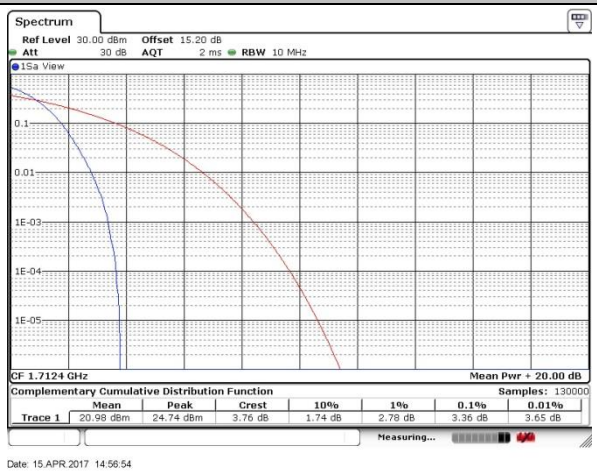	
Middle Channel	
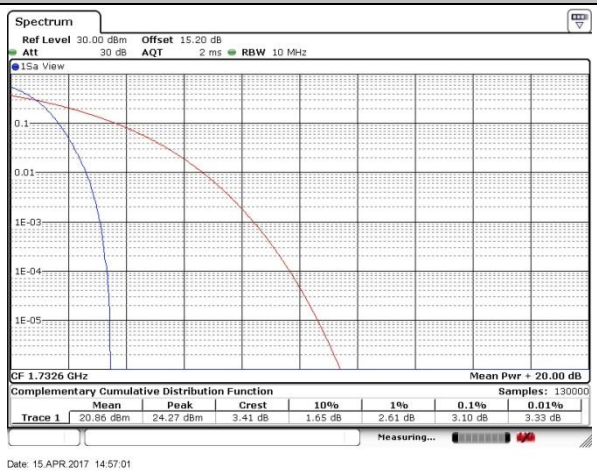	
Highest Channel	
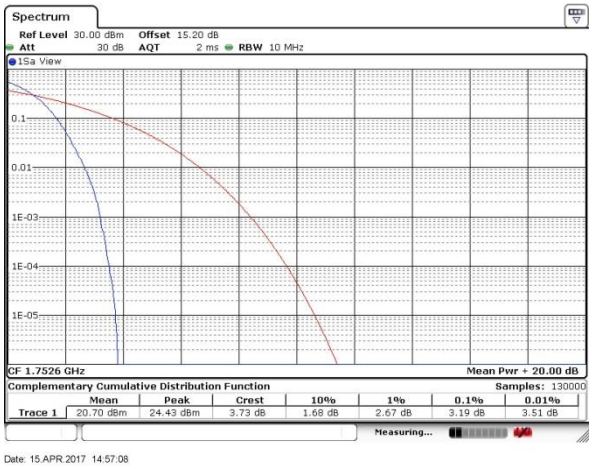	

26dB Bandwidth

Mode	GSM850(MHz)	
Mod.	GSM	EDGE class 8
Lowest CH	0.317	0.310
Middle CH	0.314	0.313
Highest CH	0.316	0.314

Mode	GSM1900(MHz)	
Mod.	GSM	EDGE class 8
Lowest CH	0.313	0.313
Middle CH	0.316	0.310
Highest CH	0.316	0.314

Mode	WCDMA Band V(MHz)	WCDMA Band II(MHz)	WCDMA Band IV(MHz)
Mod.	RMC 12.2Kbps	RMC 12.2Kbps	RMC 12.2Kbps
Lowest CH	4.75	4.71	4.70
Middle CH	4.74	4.72	4.71
Highest CH	4.73	4.71	4.70

GSM850 (GSM)

Lowest Channel

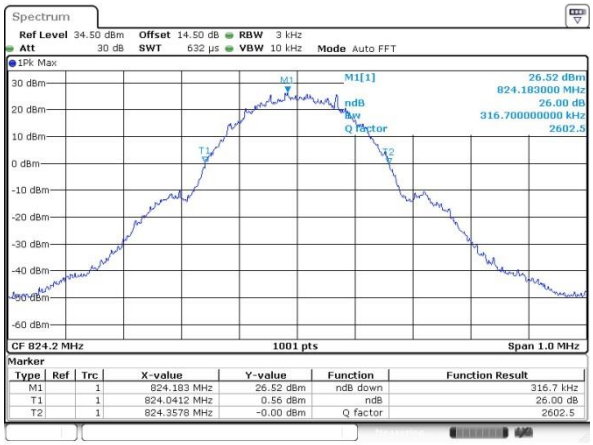

Middle Channel

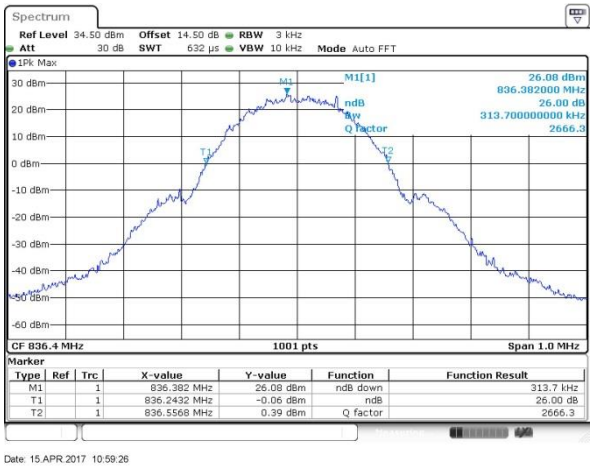

Highest Channel

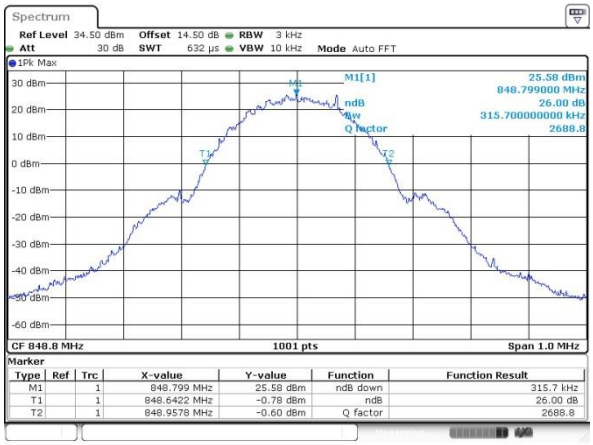

GSM850 (EDGE class 8)

Lowest Channel

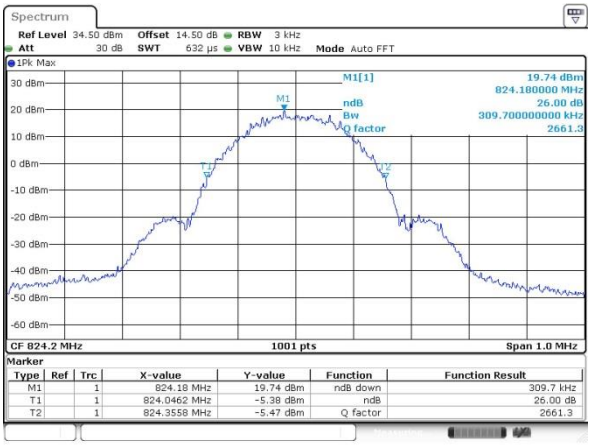

Middle Channel

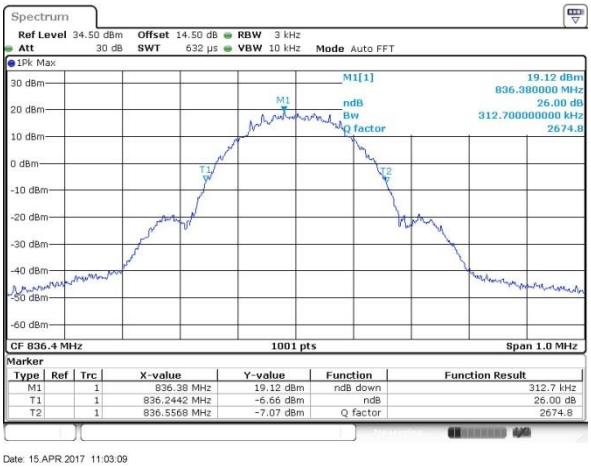

Highest Channel

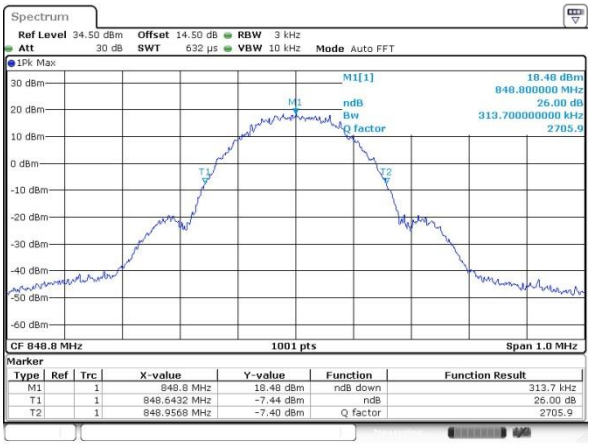

GSM1900 (GSM)

Lowest Channel

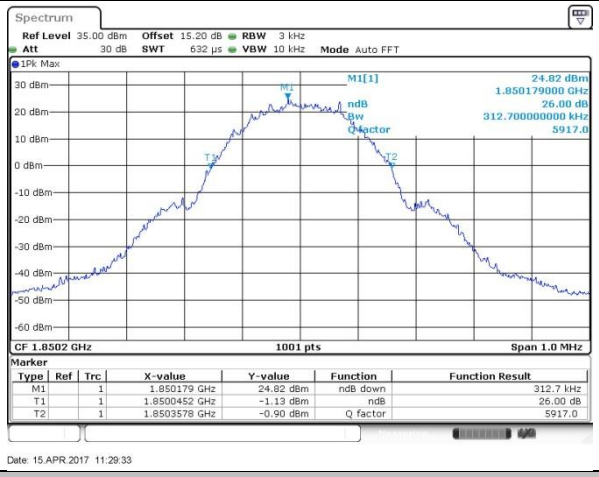

Middle Channel

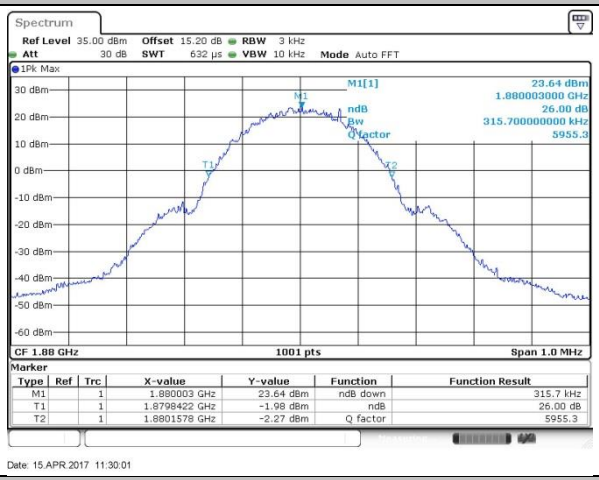

Highest Channel

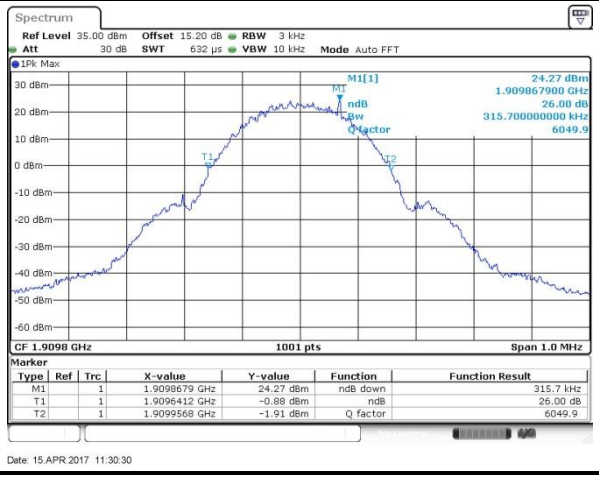

GSM1900 (EDGE class 8)

Lowest Channel

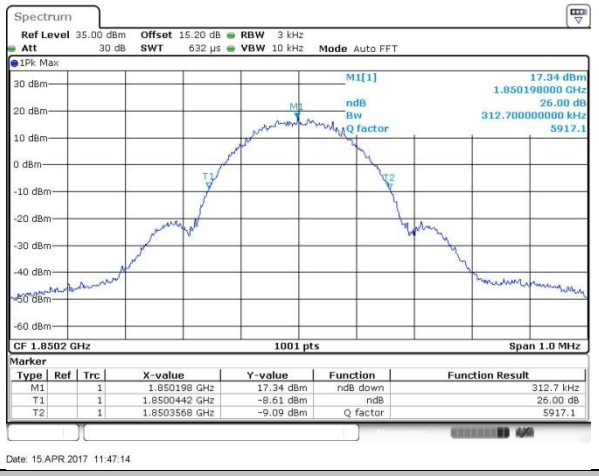

Middle Channel

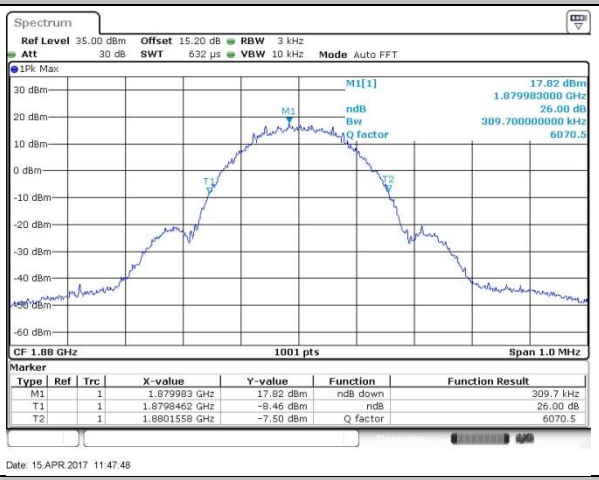

Highest Channel

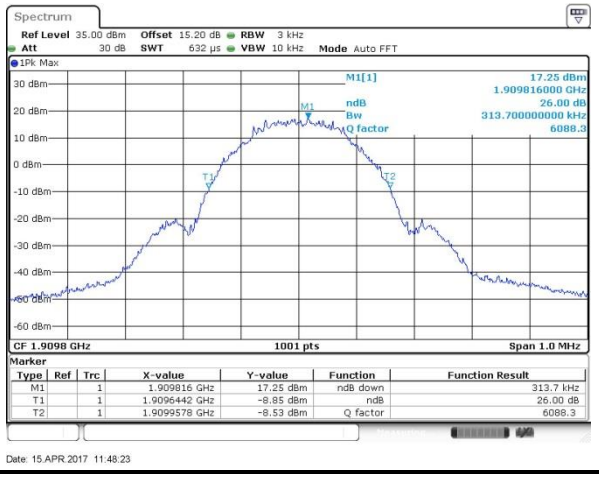

WCDMA Band V (RMC 12.2Kbps)

Lowest Channel

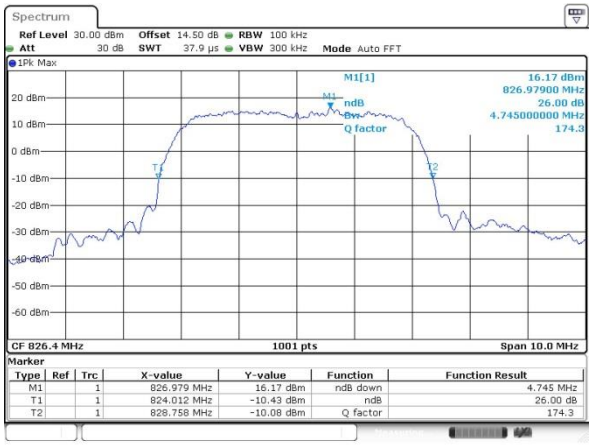

Middle Channel

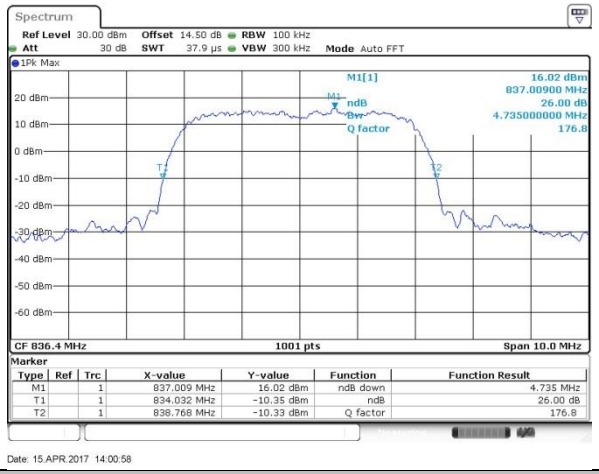

Highest Channel

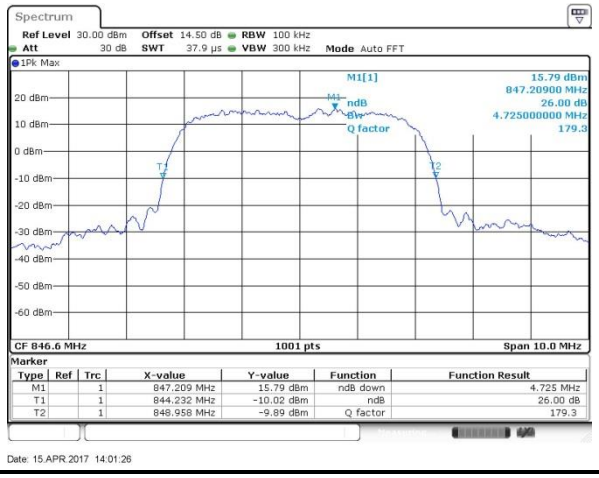

WCDMA Band II (RMC 12.2Kbps)

Lowest Channel

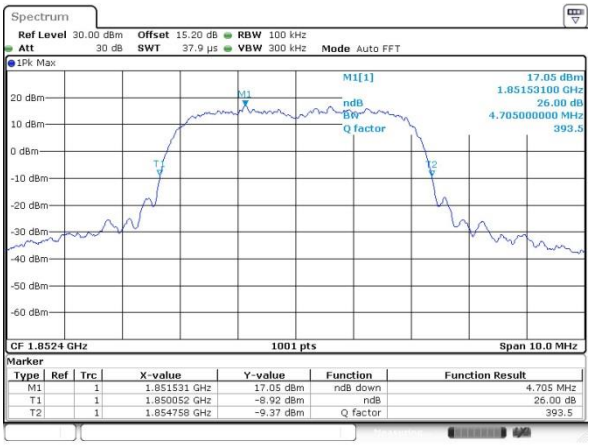

Middle Channel

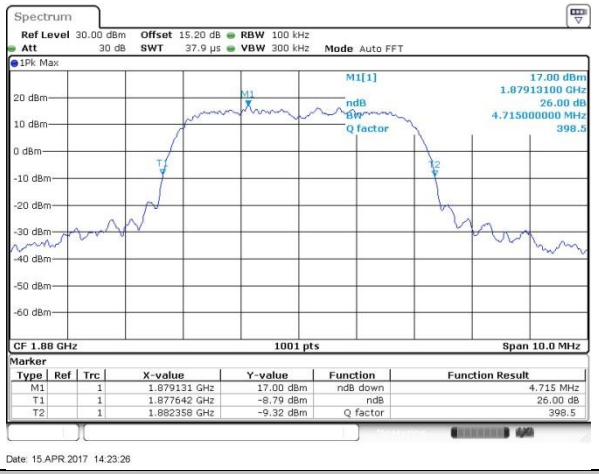

Highest Channel

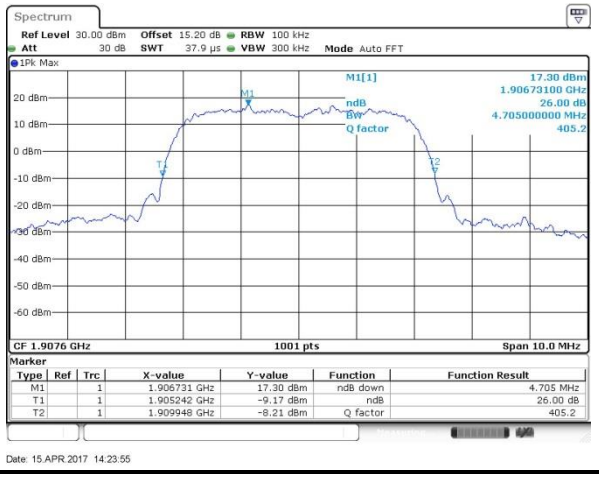

WCDMA Band IV (RMC 12.2Kbps)	
Lowest Channel	
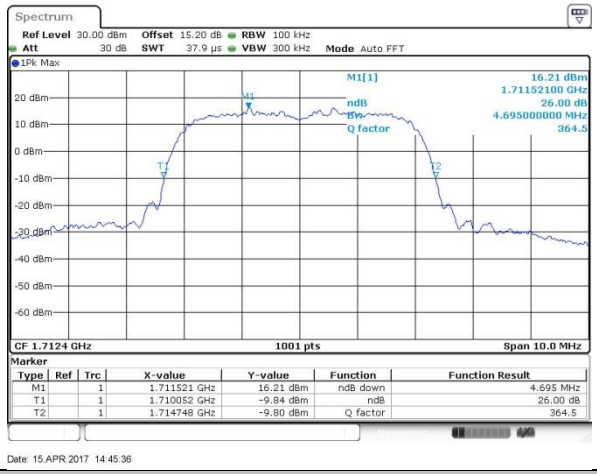	
Middle Channel	
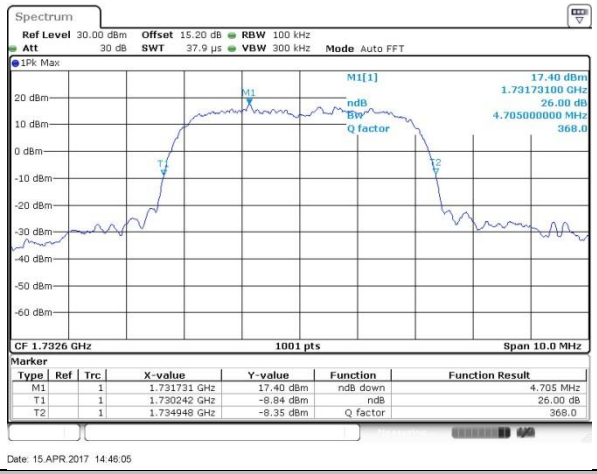	
Highest Channel	
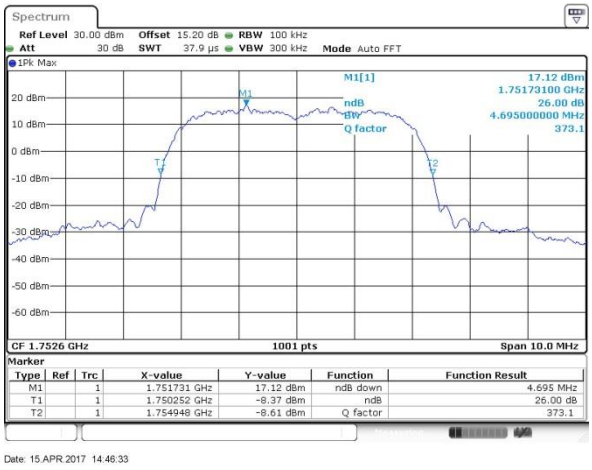	

Occupied Bandwidth

Mode	GSM850(MHz)	
Mod.	GSM	EDGE class 8
Lowest CH	0.242	0.243
Middle CH	0.242	0.243
Highest CH	0.244	0.242

Mode	GSM1900(MHz)	
Mod.	GSM	EDGE class 8
Lowest CH	0.242	0.246
Middle CH	0.241	0.243
Highest CH	0.242	0.243

Mode	WCDMA Band V(MHz)	WCDMA Band II(MHz)	WCDMA Band IV(MHz)
Mod.	RMC 12.2Kbps	RMC 12.2Kbps	RMC 12.2Kbps
Lowest CH	4.11	4.14	4.13
Middle CH	4.13	4.15	4.13
Highest CH	4.14	4.15	4.14

GSM850 (GSM)	GSM850 (EDGE class 8)
Lowest Channel	**Lowest Channel**
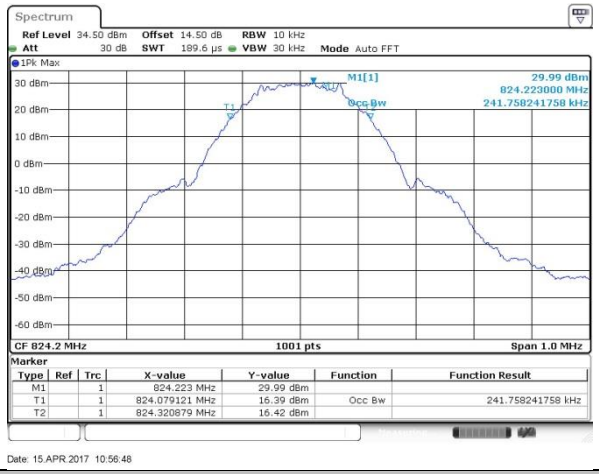	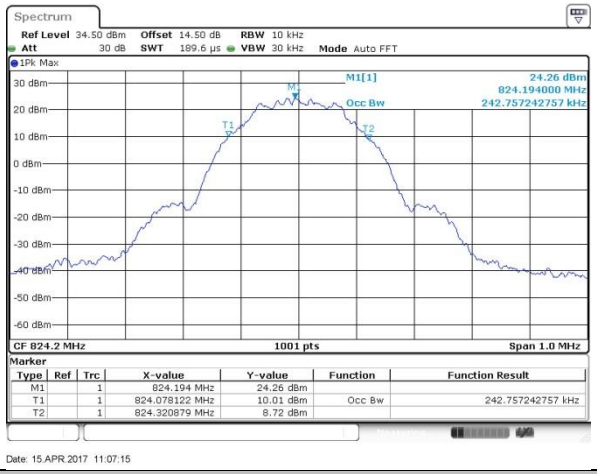
Middle Channel	**Middle Channel**
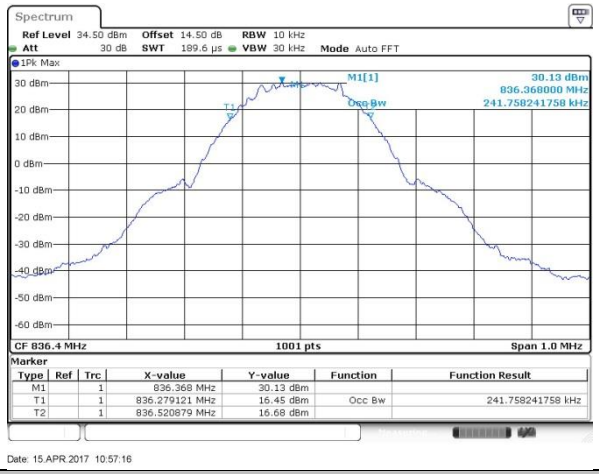	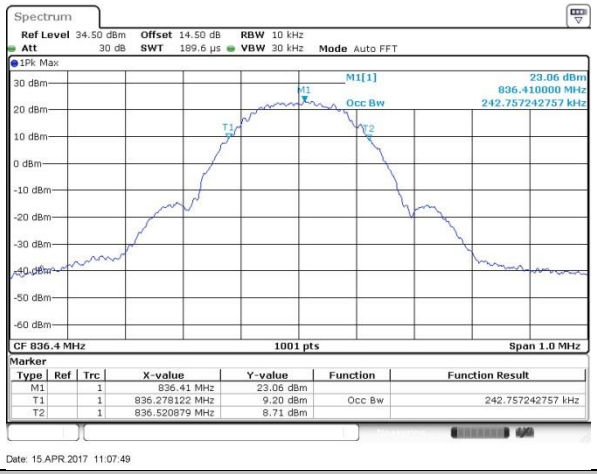
Highest Channel	**Highest Channel**
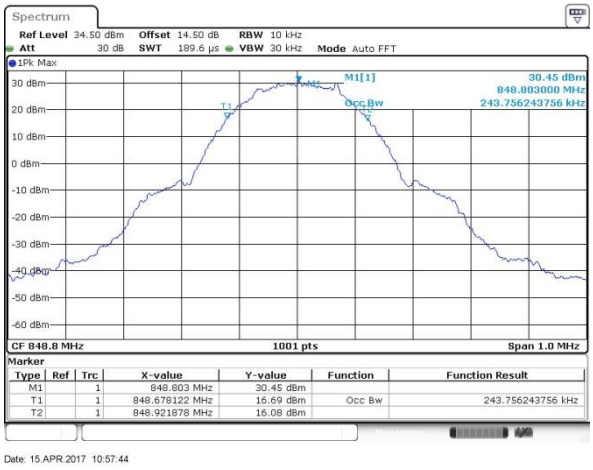	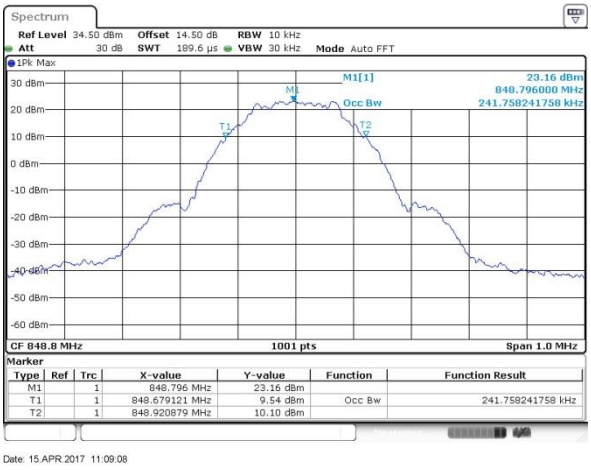

GSM1900 (GSM)	GSM1900 (EDGE class 8)
Lowest Channel	**Lowest Channel**
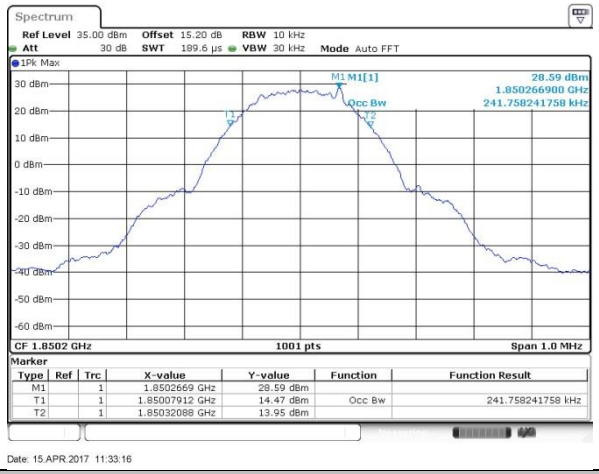	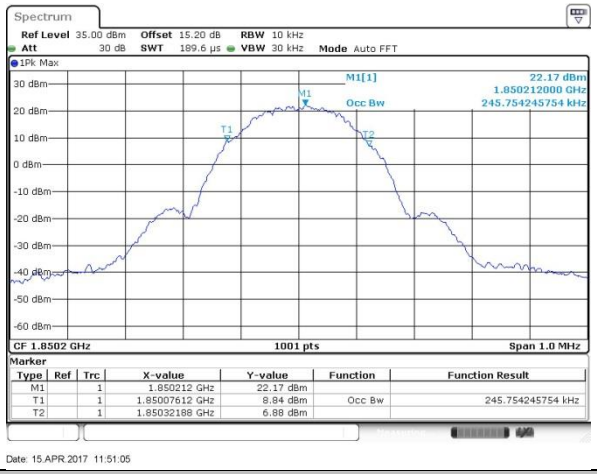
Middle Channel	**Middle Channel**
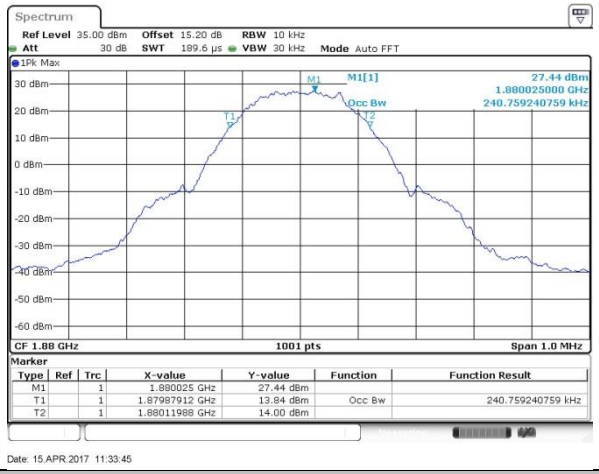	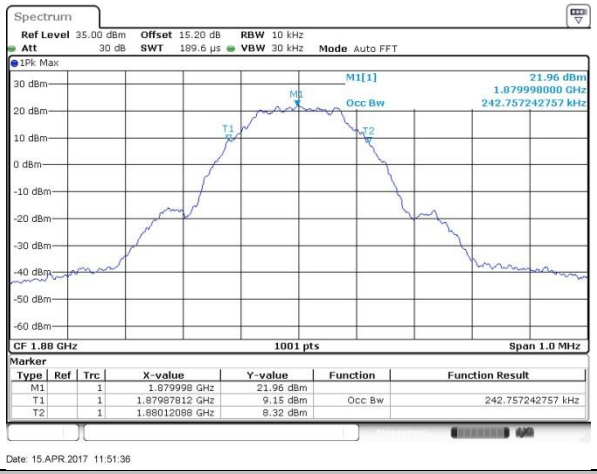
Highest Channel	**Highest Channel**
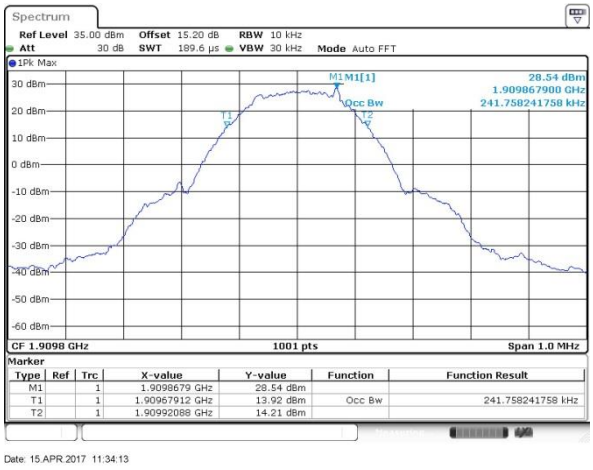	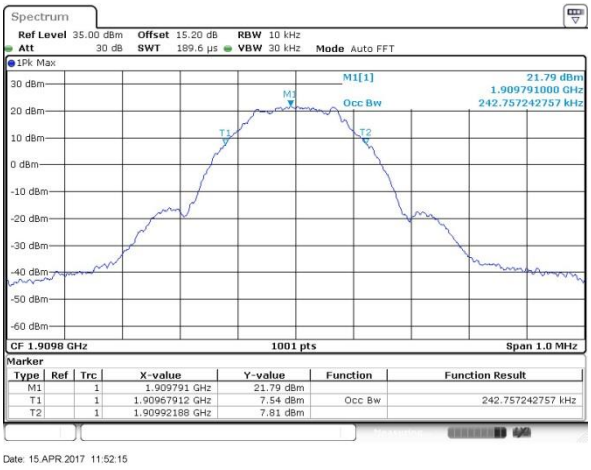

WCDMA Band V (RMC 12.2Kbps)	WCDMA Band II (RMC 12.2Kbps)
Lowest Channel	**Lowest Channel**
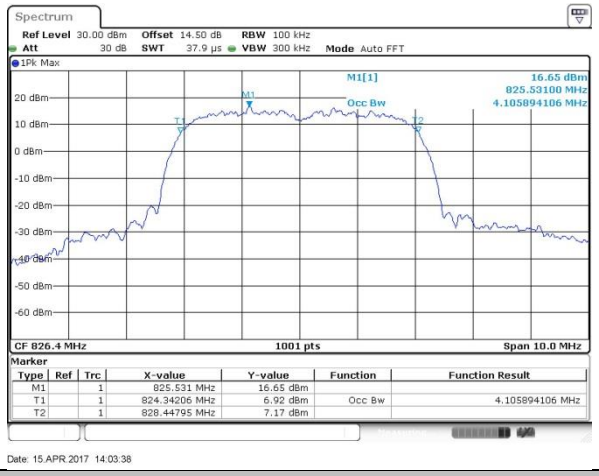	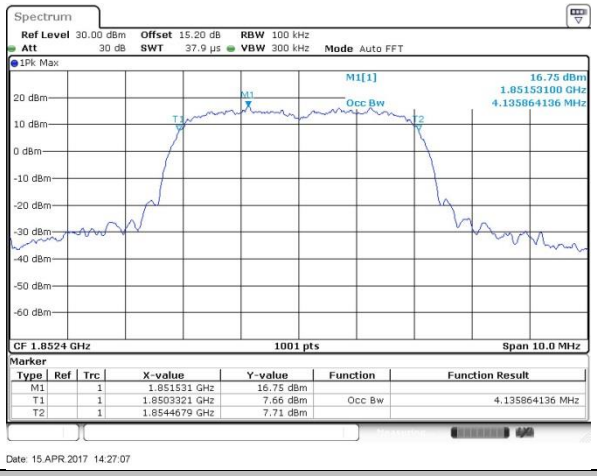
Middle Channel	**Middle Channel**
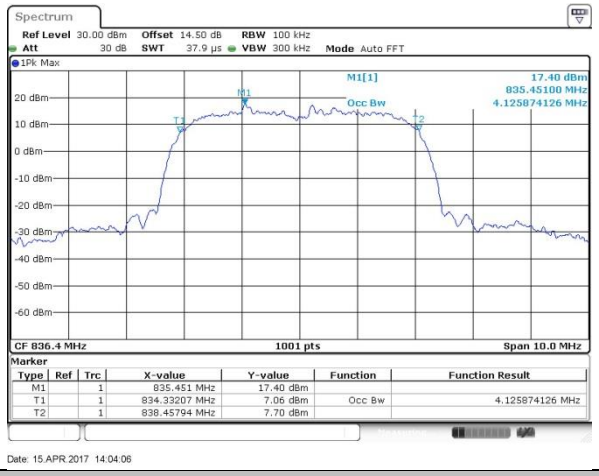	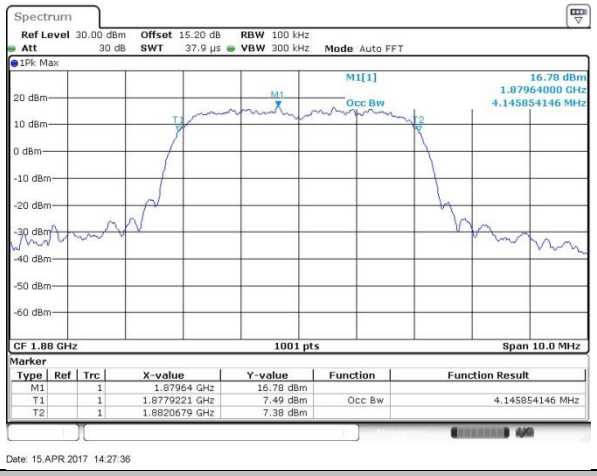
Highest Channel	**Highest Channel**
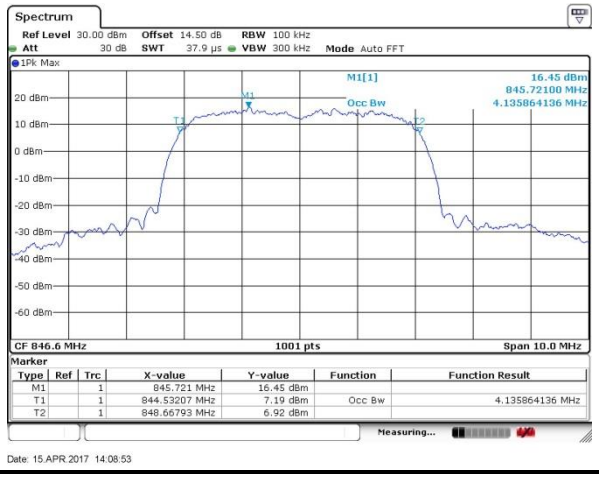	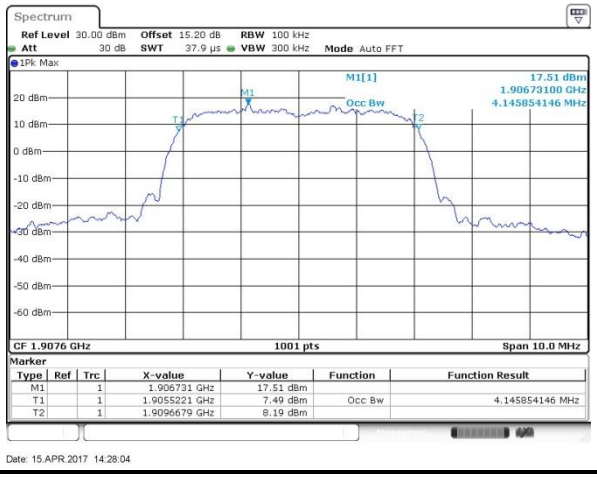

WCDMA Band IV (RMC 12.2Kbps)	
Lowest Channel	
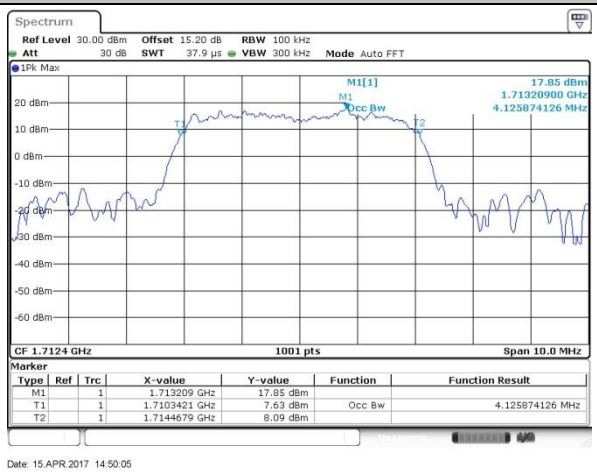	
Middle Channel	
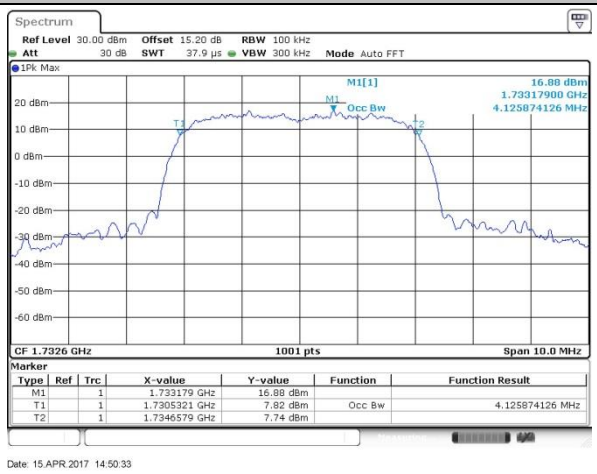	
Highest Channel	
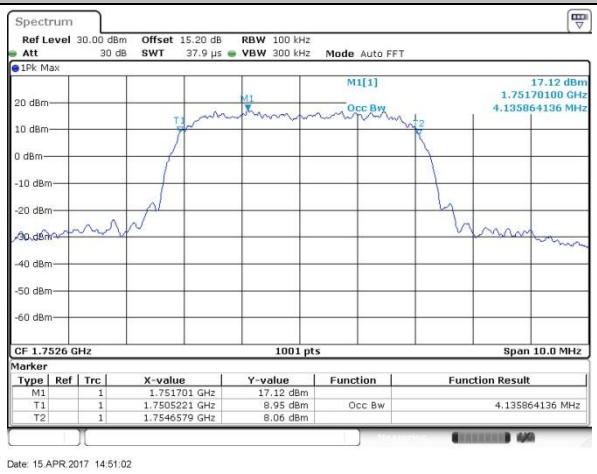	

Conducted Band Edge

GSM850 (GSM)

Lowest Band Edge

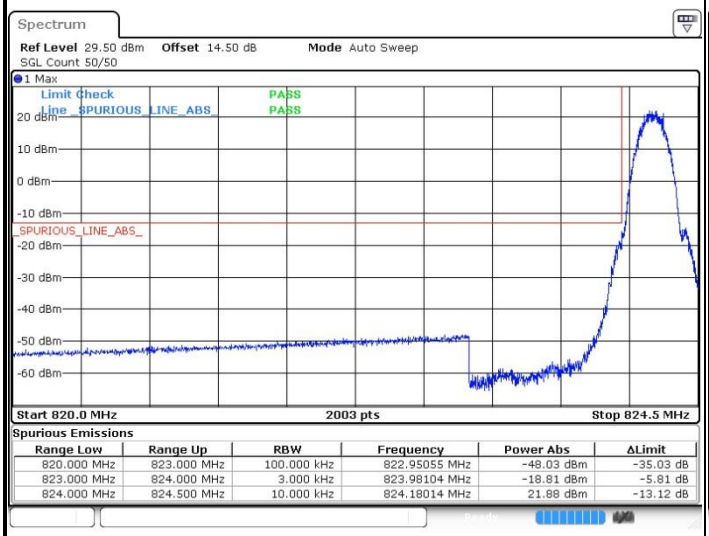

Spurious Emissions

Range Low	Range Up	RBW	Frequency	Power Abs	ΔLimit
820.000 MHz	823.000 MHz	100.000 kHz	822.95055 MHz	-48.03 dBm	-35.03 dB
823.000 MHz	824.000 MHz	3.000 kHz	823.98104 MHz	-18.81 dBm	-5.81 dB
824.000 MHz	824.500 MHz	10.000 kHz	824.18014 MHz	21.88 dBm	-13.12 dB

Date: 15.APR.2017 10:18:36

Highest Band Edge

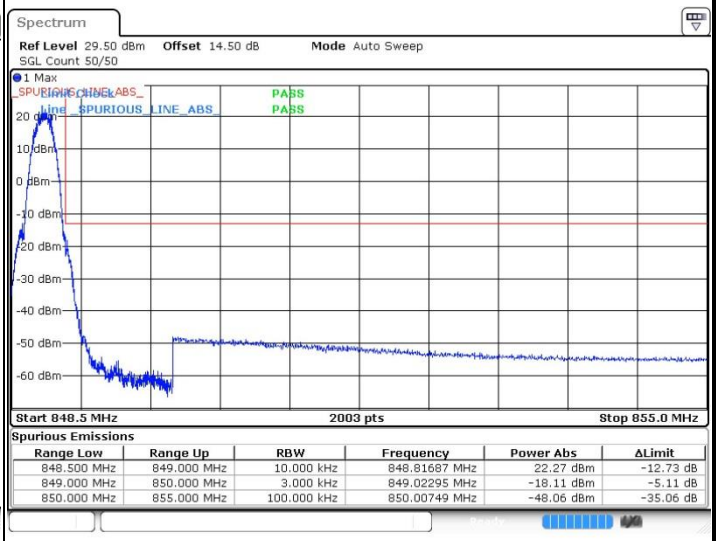

Spurious Emissions

Range Low	Range Up	RBW	Frequency	Power Abs	ΔLimit
848.500 MHz	849.000 MHz	10.000 kHz	848.81687 MHz	22.27 dBm	-12.73 dB
849.000 MHz	850.000 MHz	3.000 kHz	849.02295 MHz	-18.11 dBm	-5.11 dB
850.000 MHz	855.000 MHz	100.000 kHz	850.00749 MHz	-48.06 dBm	-35.06 dB

Date: 15.APR.2017 10:20:02

GSM850 (EDGE class 8)

Lowest Band Edge

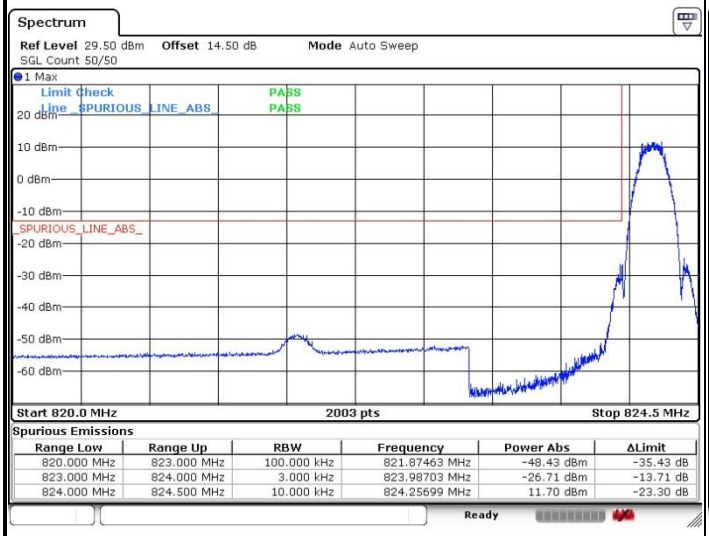

Spurious Emissions

Range Low	Range Up	RBW	Frequency	Power Abs	ΔLimit
820.000 MHz	823.000 MHz	100.000 kHz	821.87463 MHz	-48.43 dBm	-35.43 dB
823.000 MHz	824.000 MHz	3.000 kHz	823.98703 MHz	-26.71 dBm	-13.71 dB
824.000 MHz	824.500 MHz	10.000 kHz	824.25699 MHz	11.70 dBm	-23.30 dB

Date: 15.APR.2017 11:16:54

Highest Band Edge

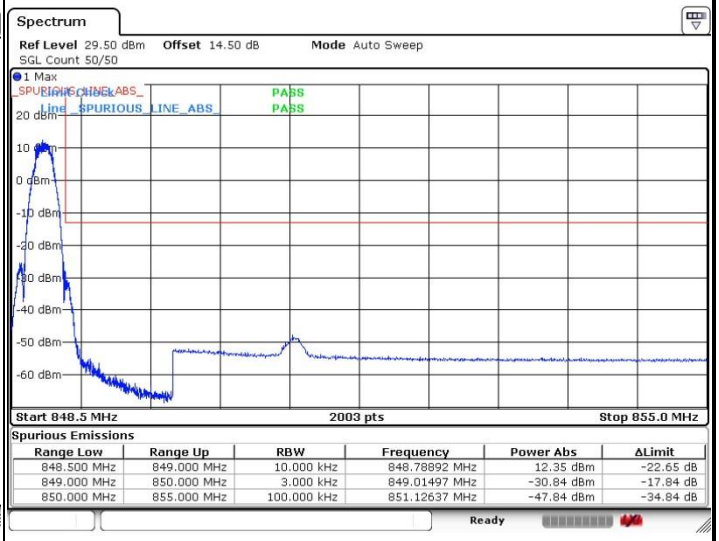

Spurious Emissions

Range Low	Range Up	RBW	Frequency	Power Abs	ΔLimit
848.500 MHz	849.000 MHz	10.000 kHz	848.78892 MHz	12.35 dBm	-22.65 dB
849.000 MHz	850.000 MHz	3.000 kHz	849.01497 MHz	-30.84 dBm	-17.84 dB
850.000 MHz	855.000 MHz	100.000 kHz	851.12637 MHz	-47.84 dBm	-34.84 dB

Date: 15.APR.2017 11:23:13

GSM1900 (GSM)

Lowest Band Edge

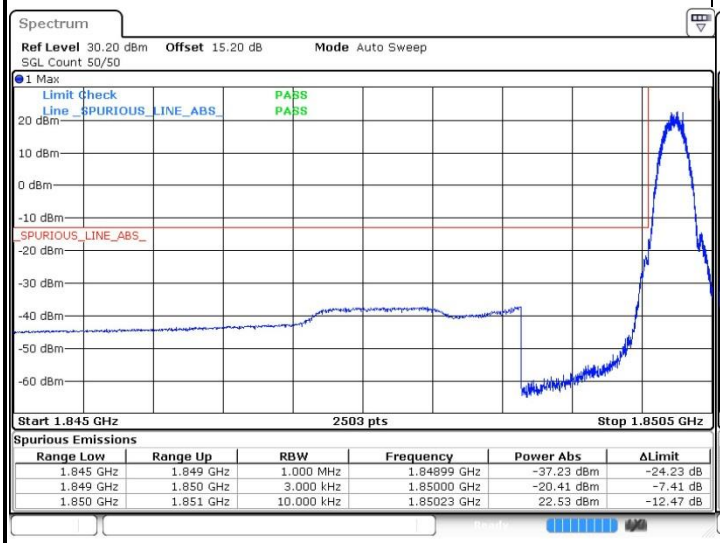

Spurious Emissions

Range Low	Range Up	RBW	Frequency	Power Abs	ΔLimit
1.845 GHz	1.849 GHz	1.000 MHz	1.84899 GHz	-37.23 dBm	-24.23 dB
1.849 GHz	1.850 GHz	3.000 kHz	1.85000 GHz	-20.41 dBm	-7.41 dB
1.850 GHz	1.851 GHz	10.000 kHz	1.85023 GHz	22.53 dBm	-12.47 dB

Date: 15.APR.2017 11:35:55

Highest Band Edge

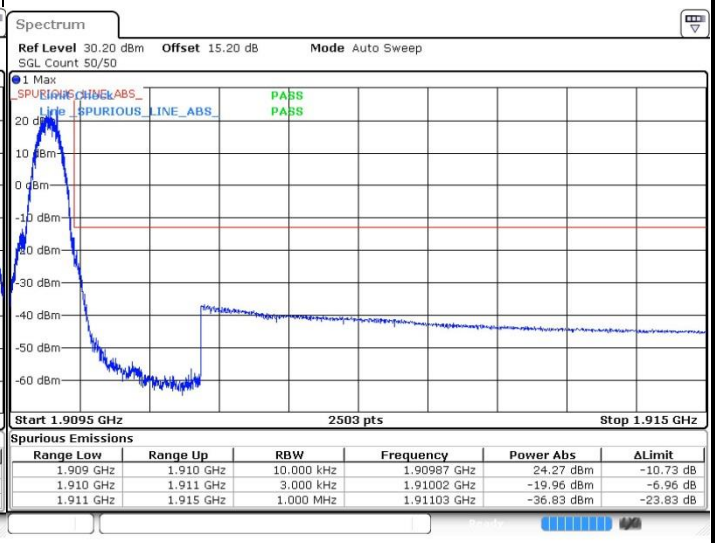

Spurious Emissions

Range Low	Range Up	RBW	Frequency	Power Abs	ΔLimit
1.909 GHz	1.910 GHz	10.000 kHz	1.90987 GHz	24.27 dBm	-10.73 dB
1.910 GHz	1.911 GHz	3.000 kHz	1.91002 GHz	-19.96 dBm	-6.96 dB
1.911 GHz	1.915 GHz	1.000 MHz	1.91103 GHz	-36.83 dBm	-23.83 dB

Date: 15.APR.2017 11:37:22

GSM1900 (EDGE class 8)

Lowest Band Edge

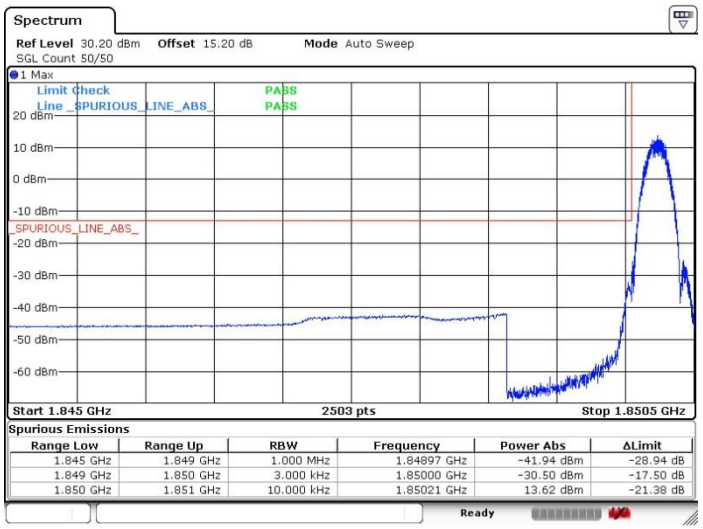

Spurious Emissions

Range Low	Range Up	RBW	Frequency	Power Abs	ΔLimit
1.845 GHz	1.849 GHz	1.000 MHz	1.84897 GHz	-41.94 dBm	-28.94 dB
1.849 GHz	1.850 GHz	3.000 kHz	1.85000 GHz	-30.50 dBm	-17.50 dB
1.850 GHz	1.851 GHz	10.000 kHz	1.85021 GHz	13.62 dBm	-21.38 dB

Date: 15.APR.2017 12:00:30

Highest Band Edge

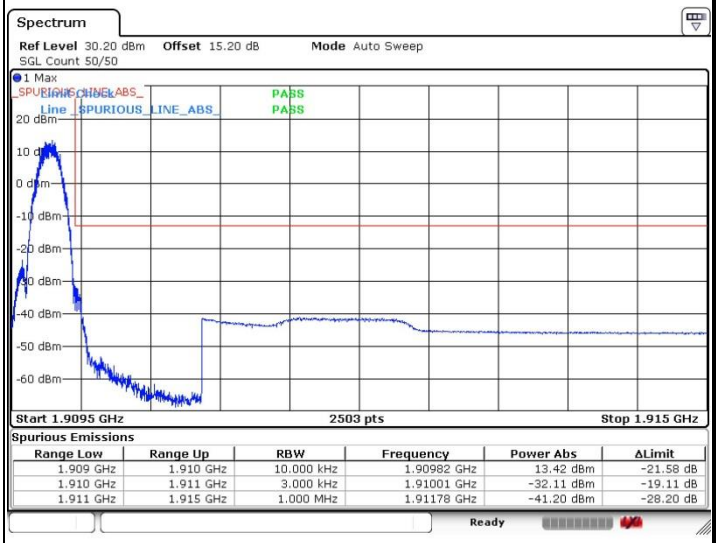

Spurious Emissions

Range Low	Range Up	RBW	Frequency	Power Abs	ΔLimit
1.909 GHz	1.910 GHz	10.000 kHz	1.90982 GHz	13.42 dBm	-21.58 dB
1.910 GHz	1.911 GHz	3.000 kHz	1.91001 GHz	-32.11 dBm	-19.11 dB
1.911 GHz	1.915 GHz	1.000 MHz	1.91178 GHz	-41.20 dBm	-28.20 dB

Date: 15.APR.2017 12:28:42

WCDMA Band V (RMC 12.2Kbps)

Lowest Band Edge

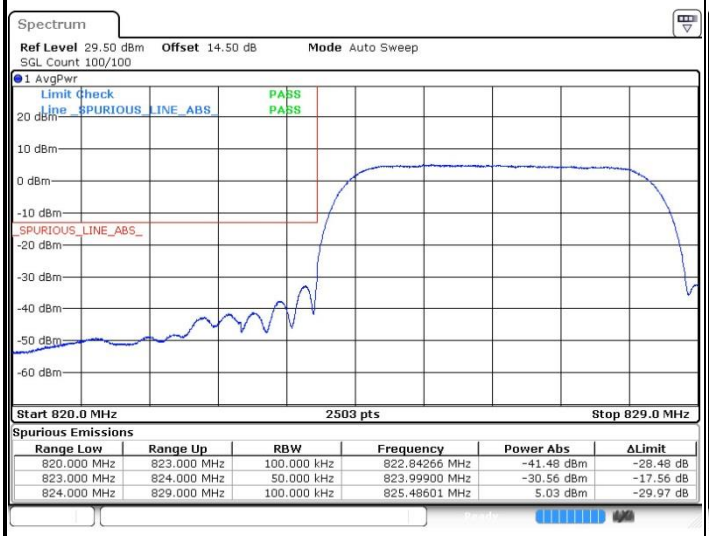

Spurious Emissions

Range Low	Range Up	RBW	Frequency	Power Abs	ΔLimit
820.000 MHz	823.000 MHz	100.000 kHz	822.84266 MHz	-41.48 dBm	-28.48 dB
823.000 MHz	824.000 MHz	50.000 kHz	823.99900 MHz	-30.56 dBm	-17.56 dB
824.000 MHz	829.000 MHz	100.000 kHz	825.48601 MHz	5.03 dBm	-29.97 dB

Date: 15.APR.2017 14:11:50

Highest Band Edge

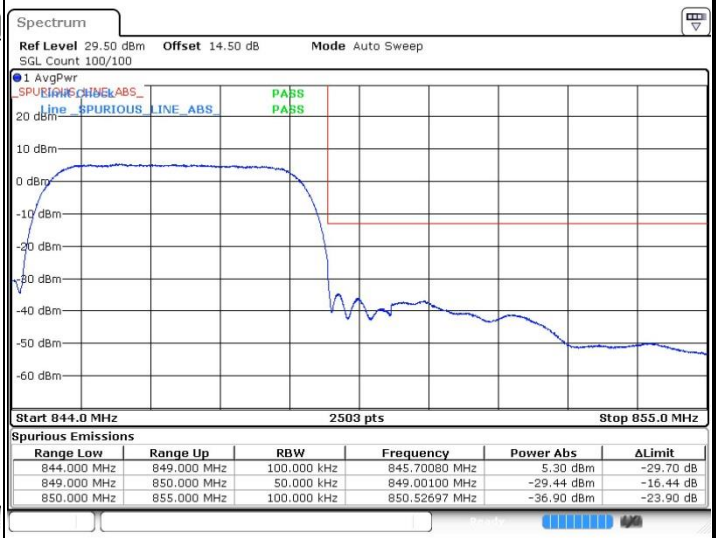

Spurious Emissions

Range Low	Range Up	RBW	Frequency	Power Abs	ΔLimit
844.000 MHz	849.000 MHz	100.000 kHz	845.70080 MHz	5.30 dBm	-29.70 dB
849.000 MHz	850.000 MHz	50.000 kHz	849.00100 MHz	-29.44 dBm	-16.44 dB
850.000 MHz	855.000 MHz	100.000 kHz	850.52697 MHz	-36.90 dBm	-23.90 dB

Date: 15.APR.2017 14:14:31

WCDMA Band II (RMC 12.2Kbps)

Lowest Band Edge

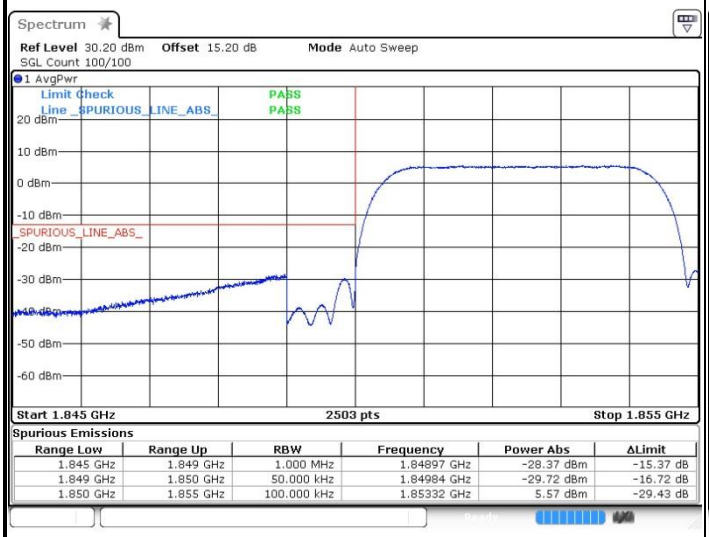

Spurious Emissions

Range Low	Range Up	RBW	Frequency	Power Abs	ΔLimit
1.845 GHz	1.849 GHz	1.000 MHz	1.84897 GHz	-28.37 dBm	-15.37 dB
1.849 GHz	1.850 GHz	50.000 kHz	1.84984 GHz	-29.72 dBm	-16.72 dB
1.850 GHz	1.855 GHz	100.000 kHz	1.85332 GHz	5.57 dBm	-29.43 dB

Date: 15.APR.2017 14:30:54

Highest Band Edge

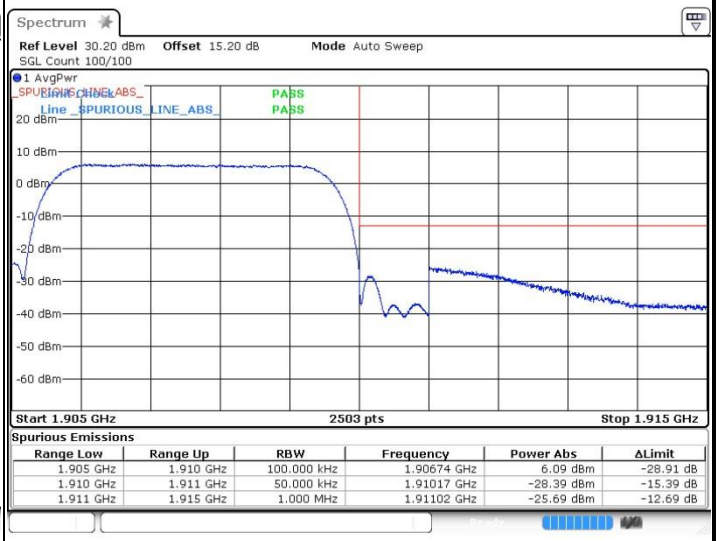

Spurious Emissions

Range Low	Range Up	RBW	Frequency	Power Abs	ΔLimit
1.905 GHz	1.910 GHz	100.000 kHz	1.90674 GHz	6.09 dBm	-28.91 dB
1.910 GHz	1.911 GHz	50.000 kHz	1.91017 GHz	-28.39 dBm	-15.39 dB
1.911 GHz	1.915 GHz	1.000 MHz	1.91102 GHz	-25.69 dBm	-12.69 dB

Date: 15.APR.2017 14:33:36

WCDMA Band IV (RMC 12.2Kbps)	
Lowest Band Edge	**Highest Band Edge**

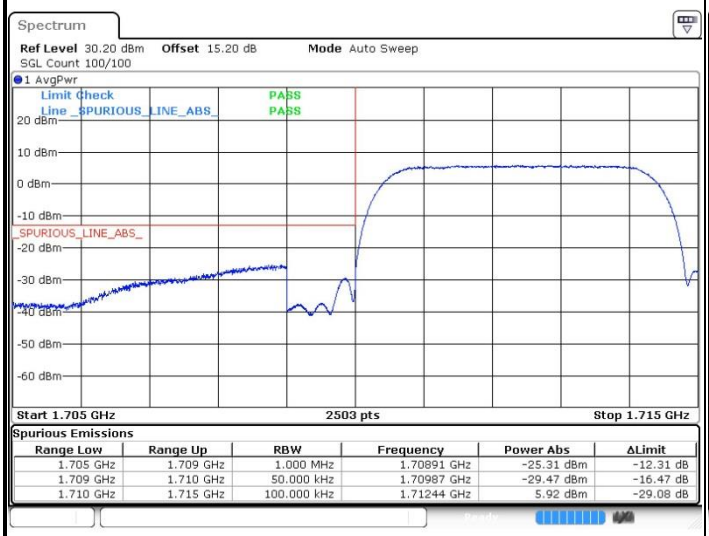

Spurious Emissions

Range Low	Range Up	RBW	Frequency	Power Abs	ΔLimit
1.705 GHz	1.709 GHz	1.000 MHz	1.70891 GHz	-25.31 dBm	-12.31 dB
1.709 GHz	1.710 GHz	50.000 kHz	1.70987 GHz	-29.47 dBm	-16.47 dB
1.710 GHz	1.715 GHz	100.000 kHz	1.71244 GHz	5.92 dBm	-29.08 dB

Date: 15.APR.2017 14:53:56

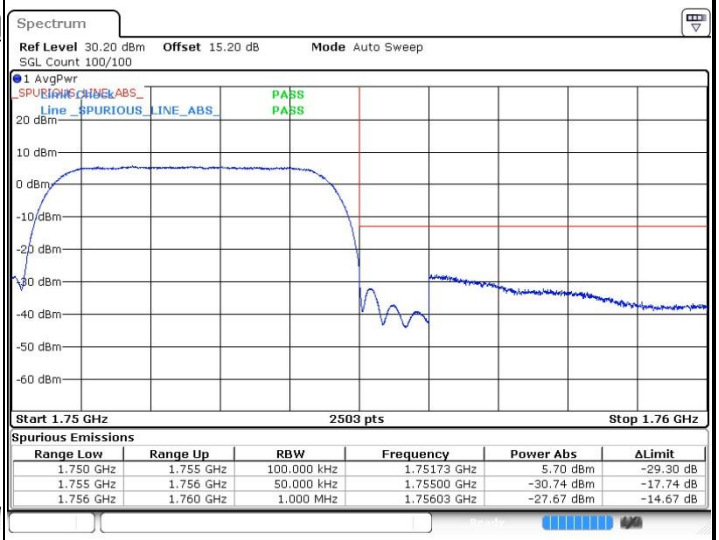

Spurious Emissions

Range Low	Range Up	RBW	Frequency	Power Abs	ΔLimit
1.750 GHz	1.755 GHz	100.000 kHz	1.75173 GHz	5.70 dBm	-29.30 dB
1.755 GHz	1.756 GHz	50.000 kHz	1.75500 GHz	-30.74 dBm	-17.74 dB
1.756 GHz	1.760 GHz	1.000 MHz	1.75603 GHz	-27.67 dBm	-14.67 dB

Date: 15.APR.2017 14:56:38

Conducted Spurious Emission

GSM850 (GSM)

Lowest Channel

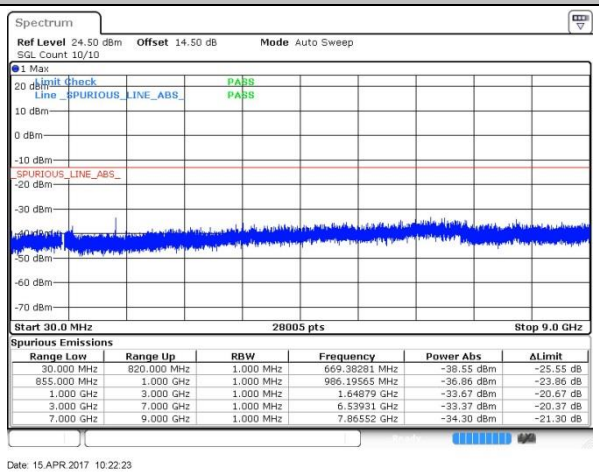

Spurious Emissions

Range Low	Range Up	RBW	Frequency	Power Abs	ΔLimit
30.000 MHz	820.000 MHz	1.000 MHz	669.38281 MHz	-38.55 dBm	-25.55 dB
855.000 MHz	1.000 GHz	1.000 MHz	986.19565 MHz	-36.86 dBm	-23.86 dB
1.000 GHz	3.000 GHz	1.000 MHz	1.64879 GHz	-33.67 dBm	-20.67 dB
3.000 GHz	7.000 GHz	1.000 MHz	6.53931 GHz	-33.37 dBm	-20.37 dB
7.000 GHz	9.000 GHz	1.000 MHz	7.86552 GHz	-34.30 dBm	-21.30 dB

Date: 15.APR.2017 10:22:23

Middle Channel

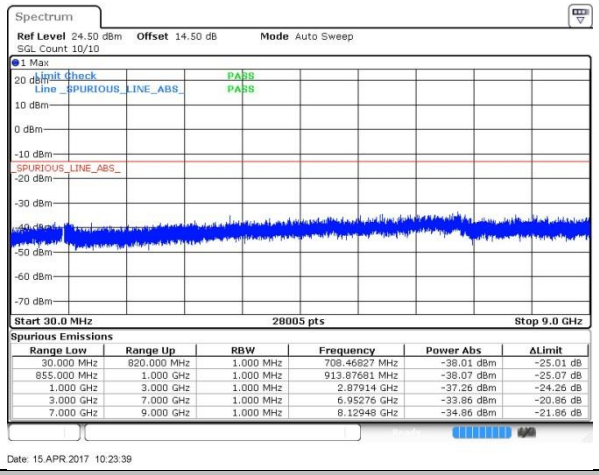

Spurious Emissions

Range Low	Range Up	RBW	Frequency	Power Abs	ΔLimit
30.000 MHz	820.000 MHz	1.000 MHz	708.46827 MHz	-38.01 dBm	-25.01 dB
855.000 MHz	1.000 GHz	1.000 MHz	913.87681 MHz	-38.07 dBm	-25.07 dB
1.000 GHz	3.000 GHz	1.000 MHz	2.87914 GHz	-37.26 dBm	-24.26 dB
3.000 GHz	7.000 GHz	1.000 MHz	6.95276 GHz	-33.86 dBm	-20.86 dB
7.000 GHz	9.000 GHz	1.000 MHz	8.12948 GHz	-34.86 dBm	-21.86 dB

Date: 15.APR.2017 10:23:39

Highest Channel

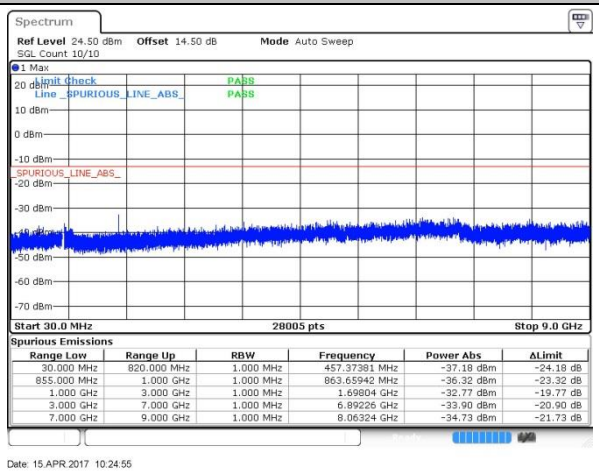

Spurious Emissions

Range Low	Range Up	RBW	Frequency	Power Abs	ΔLimit
30.000 MHz	820.000 MHz	1.000 MHz	457.37381 MHz	-37.18 dBm	-24.18 dB
855.000 MHz	1.000 GHz	1.000 MHz	863.65942 MHz	-36.32 dBm	-23.32 dB
1.000 GHz	3.000 GHz	1.000 MHz	1.69804 GHz	-32.77 dBm	-19.77 dB
3.000 GHz	7.000 GHz	1.000 MHz	6.89226 GHz	-33.90 dBm	-20.90 dB
7.000 GHz	9.000 GHz	1.000 MHz	8.06324 GHz	-34.73 dBm	-21.73 dB

Date: 15.APR.2017 10:24:55

GSM850 (EDGE class 8)

Lowest Channel

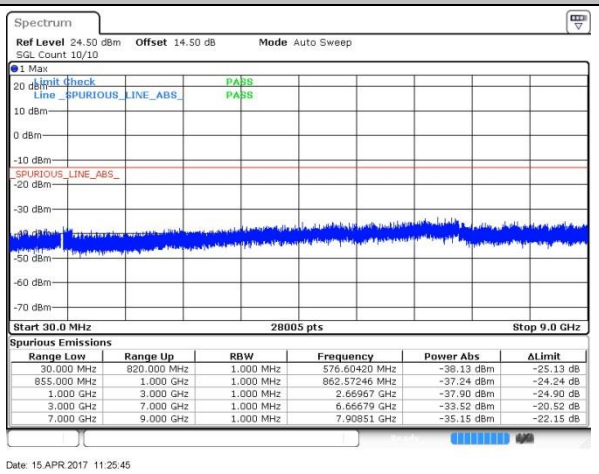

Spurious Emissions

Range Low	Range Up	RBW	Frequency	Power Abs	ΔLimit
30.000 MHz	820.000 MHz	1.000 MHz	576.60420 MHz	-38.13 dBm	-25.13 dB
855.000 MHz	1.000 GHz	1.000 MHz	862.57246 MHz	-37.24 dBm	-24.24 dB
1.000 GHz	3.000 GHz	1.000 MHz	2.66967 GHz	-37.90 dBm	-24.90 dB
3.000 GHz	7.000 GHz	1.000 MHz	6.66679 GHz	-33.52 dBm	-20.52 dB
7.000 GHz	9.000 GHz	1.000 MHz	7.90851 GHz	-35.15 dBm	-22.15 dB

Date: 15.APR.2017 11:25:45

Middle Channel

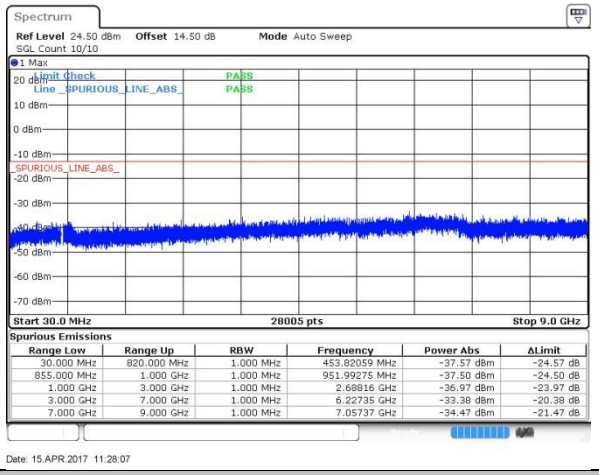

Spurious Emissions

Range Low	Range Up	RBW	Frequency	Power Abs	ΔLimit
30.000 MHz	820.000 MHz	1.000 MHz	453.82059 MHz	-37.57 dBm	-24.57 dB
855.000 MHz	1.000 GHz	1.000 MHz	951.99275 MHz	-37.50 dBm	-24.50 dB
1.000 GHz	3.000 GHz	1.000 MHz	2.68816 GHz	-36.97 dBm	-23.97 dB
3.000 GHz	7.000 GHz	1.000 MHz	6.22735 GHz	-33.38 dBm	-20.38 dB
7.000 GHz	9.000 GHz	1.000 MHz	7.05737 GHz	-34.47 dBm	-21.47 dB

Date: 15.APR.2017 11:28:07

Highest Channel

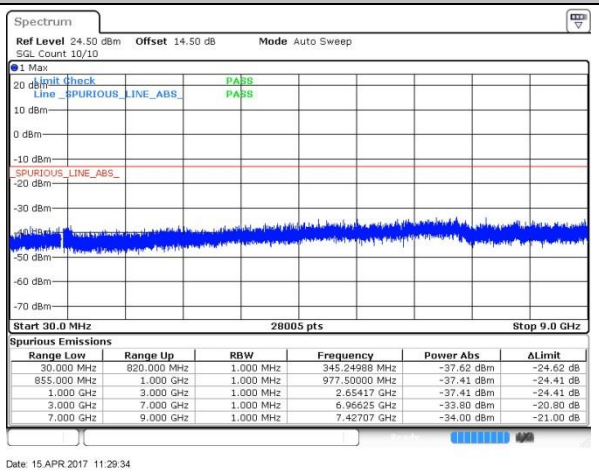

Spurious Emissions

Range Low	Range Up	RBW	Frequency	Power Abs	ΔLimit
30.000 MHz	820.000 MHz	1.000 MHz	345.24988 MHz	-37.62 dBm	-24.62 dB
855.000 MHz	1.000 GHz	1.000 MHz	977.50000 MHz	-37.41 dBm	-24.41 dB
1.000 GHz	3.000 GHz	1.000 MHz	2.65417 GHz	-37.41 dBm	-24.41 dB
3.000 GHz	7.000 GHz	1.000 MHz	6.96625 GHz	-33.80 dBm	-20.80 dB
7.000 GHz	9.000 GHz	1.000 MHz	7.42707 GHz	-34.00 dBm	-21.00 dB

Date: 15.APR.2017 11:29:34

GSM1900 (GSM)

Lowest Channel

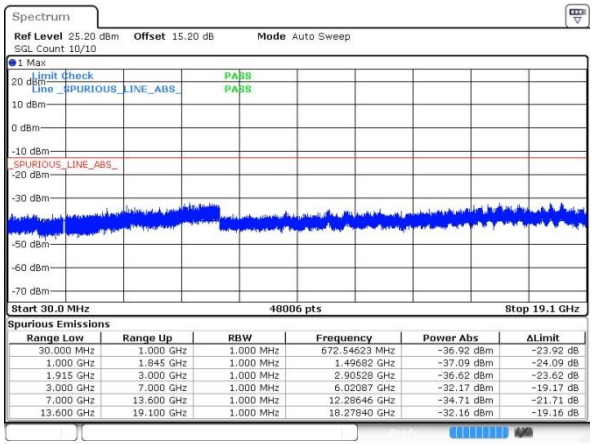

Spurious Emissions

Range Low	Range Up	RBW	Frequency	Power Abs	ΔLimit
30.000 MHz	1.000 GHz	1.000 MHz	672.54623 MHz	-36.92 dBm	-23.92 dB
1.000 GHz	1.845 GHz	1.000 MHz	1.49682 GHz	-37.09 dBm	-24.09 dB
1.915 GHz	3.000 GHz	1.000 MHz	2.90528 GHz	-36.62 dBm	-23.62 dB
3.000 GHz	7.000 GHz	1.000 MHz	6.02087 GHz	-32.17 dBm	-19.17 dB
7.000 GHz	13.600 GHz	1.000 MHz	12.28646 GHz	-34.71 dBm	-21.71 dB
13.600 GHz	19.100 GHz	1.000 MHz	18.27840 GHz	-32.16 dBm	-19.16 dB

Date: 15.APR.2017 11:40:04

Middle Channel

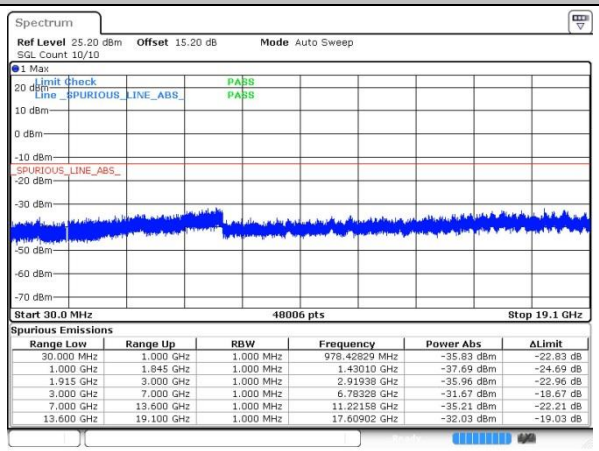

Spurious Emissions

Range Low	Range Up	RBW	Frequency	Power Abs	ΔLimit
30.000 MHz	1.000 GHz	1.000 MHz	978.42829 MHz	-35.83 dBm	-22.83 dB
1.000 GHz	1.845 GHz	1.000 MHz	1.43010 GHz	-37.69 dBm	-24.69 dB
1.915 GHz	3.000 GHz	1.000 MHz	2.91938 GHz	-35.96 dBm	-22.96 dB
3.000 GHz	7.000 GHz	1.000 MHz	6.78328 GHz	-31.67 dBm	-18.67 dB
7.000 GHz	13.600 GHz	1.000 MHz	11.22158 GHz	-35.21 dBm	-22.21 dB
13.600 GHz	19.100 GHz	1.000 MHz	17.60902 GHz	-32.03 dBm	-19.03 dB

Date: 15.APR.2017 11:41:19

Highest Channel

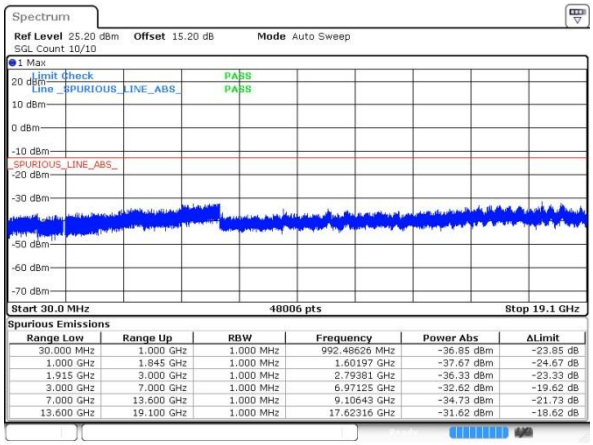

Spurious Emissions

Range Low	Range Up	RBW	Frequency	Power Abs	ΔLimit
30.000 MHz	1.000 GHz	1.000 MHz	992.48626 MHz	-36.85 dBm	-23.85 dB
1.000 GHz	1.845 GHz	1.000 MHz	1.60197 GHz	-37.67 dBm	-24.67 dB
1.915 GHz	3.000 GHz	1.000 MHz	2.79381 GHz	-36.33 dBm	-23.33 dB
3.000 GHz	7.000 GHz	1.000 MHz	6.97125 GHz	-32.62 dBm	-19.62 dB
7.000 GHz	13.600 GHz	1.000 MHz	9.10643 GHz	-34.73 dBm	-21.73 dB
13.600 GHz	19.100 GHz	1.000 MHz	17.62316 GHz	-31.62 dBm	-18.62 dB

Date: 15.APR.2017 11:42:35

GSM1900 (EDGE class 8)

Lowest Channel

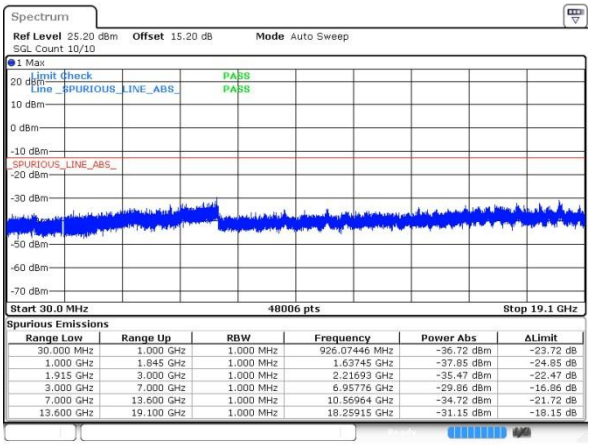

Spurious Emissions

Range Low	Range Up	RBW	Frequency	Power Abs	ΔLimit
30.000 MHz	1.000 GHz	1.000 MHz	926.07446 MHz	-36.72 dBm	-23.72 dB
1.000 GHz	1.845 GHz	1.000 MHz	1.63745 GHz	-37.85 dBm	-24.85 dB
1.915 GHz	3.000 GHz	1.000 MHz	2.21693 GHz	-35.47 dBm	-22.47 dB
3.000 GHz	7.000 GHz	1.000 MHz	6.95776 GHz	-29.86 dBm	-16.86 dB
7.000 GHz	13.600 GHz	1.000 MHz	10.56964 GHz	-34.72 dBm	-21.72 dB
13.600 GHz	19.100 GHz	1.000 MHz	18.25915 GHz	-31.15 dBm	-18.15 dB

Date: 15.APR.2017 12:36:59

Middle Channel

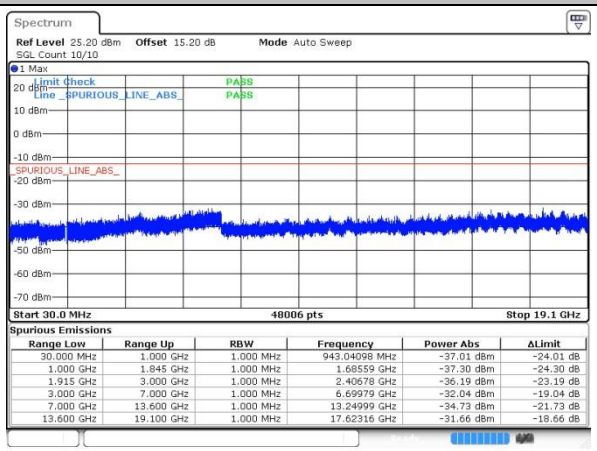

Spurious Emissions

Range Low	Range Up	RBW	Frequency	Power Abs	ΔLimit
30.000 MHz	1.000 GHz	1.000 MHz	943.04098 MHz	-37.01 dBm	-24.01 dB
1.000 GHz	1.845 GHz	1.000 MHz	1.68559 GHz	-37.30 dBm	-24.30 dB
1.915 GHz	3.000 GHz	1.000 MHz	2.40678 GHz	-36.19 dBm	-23.19 dB
3.000 GHz	7.000 GHz	1.000 MHz	6.69979 GHz	-32.04 dBm	-19.04 dB
7.000 GHz	13.600 GHz	1.000 MHz	13.24999 GHz	-34.73 dBm	-21.73 dB
13.600 GHz	19.100 GHz	1.000 MHz	17.62316 GHz	-31.66 dBm	-18.66 dB

Date: 15.APR.2017 12:38:15

Highest Channel

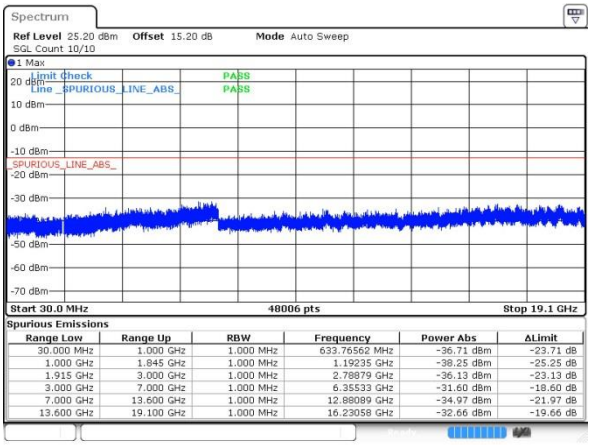

Spurious Emissions

Range Low	Range Up	RBW	Frequency	Power Abs	ΔLimit
30.000 MHz	1.000 GHz	1.000 MHz	633.76562 MHz	-36.71 dBm	-23.71 dB
1.000 GHz	1.845 GHz	1.000 MHz	1.19235 GHz	-38.25 dBm	-25.25 dB
1.915 GHz	3.000 GHz	1.000 MHz	2.78679 GHz	-36.13 dBm	-23.13 dB
3.000 GHz	7.000 GHz	1.000 MHz	6.35533 GHz	-31.60 dBm	-18.60 dB
7.000 GHz	13.600 GHz	1.000 MHz	12.88089 GHz	-34.97 dBm	-21.97 dB
13.600 GHz	19.100 GHz	1.000 MHz	16.23058 GHz	-32.66 dBm	-19.66 dB

Date: 15.APR.2017 12:39:34

WCDMA Band V (RMC 12.2Kbps)

Lowest Channel

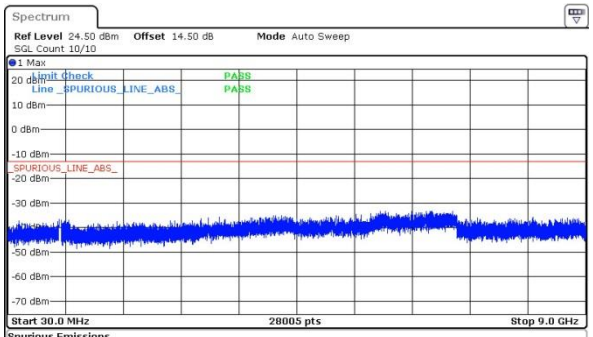

Spurious Emissions

Range Low	Range Up	RBW	Frequency	Power Abs	ΔLimit
30.000 MHz	820.000 MHz	1.000 MHz	819.40780 MHz	-36.80 dBm	-23.80 dB
855.000 MHz	1.000 GHz	1.000 MHz	972.71739 MHz	-36.94 dBm	-23.94 dB
1.000 GHz	3.000 GHz	1.000 MHz	2.54618 GHz	-37.39 dBm	-24.39 dB
3.000 GHz	7.000 GHz	1.000 MHz	5.88839 GHz	-33.29 dBm	-20.29 dB
7.000 GHz	9.000 GHz	1.000 MHz	8.17748 GHz	-35.89 dBm	-22.89 dB

Date: 15.APR.2017 14:16:15

Middle Channel

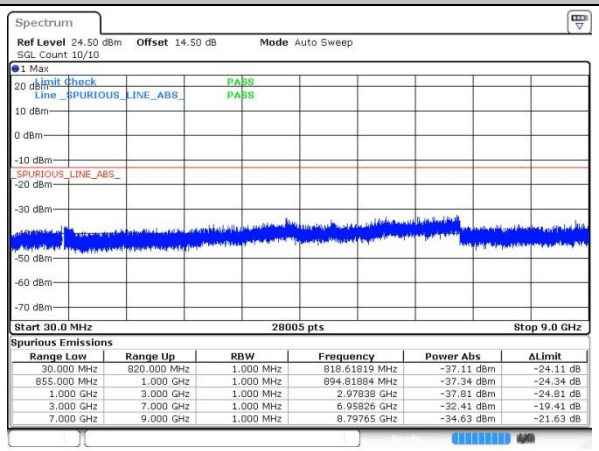

Spurious Emissions

Range Low	Range Up	RBW	Frequency	Power Abs	ΔLimit
30.000 MHz	820.000 MHz	1.000 MHz	818.61819 MHz	-37.11 dBm	-24.11 dB
855.000 MHz	1.000 GHz	1.000 MHz	894.81884 MHz	-37.34 dBm	-24.34 dB
1.000 GHz	3.000 GHz	1.000 MHz	2.97838 GHz	-37.81 dBm	-24.81 dB
3.000 GHz	7.000 GHz	1.000 MHz	6.95826 GHz	-32.41 dBm	-19.41 dB
7.000 GHz	9.000 GHz	1.000 MHz	8.79765 GHz	-34.63 dBm	-21.63 dB

Date: 15.APR.2017 14:17:30

Highest Channel

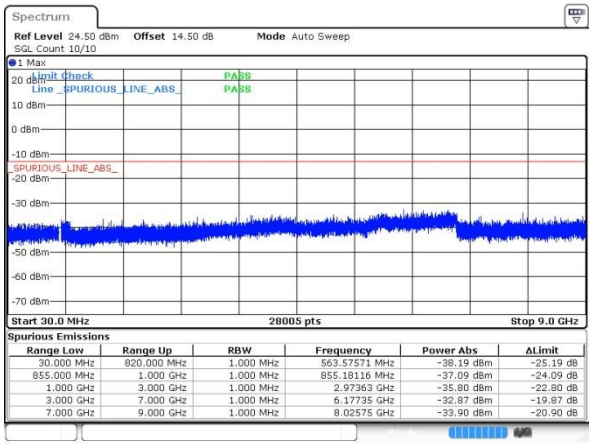

Spurious Emissions

Range Low	Range Up	RBW	Frequency	Power Abs	ΔLimit
30.000 MHz	820.000 MHz	1.000 MHz	563.57571 MHz	-38.19 dBm	-25.19 dB
855.000 MHz	1.000 GHz	1.000 MHz	855.18116 MHz	-37.09 dBm	-24.09 dB
1.000 GHz	3.000 GHz	1.000 MHz	2.97363 GHz	-35.80 dBm	-22.80 dB
3.000 GHz	7.000 GHz	1.000 MHz	6.17735 GHz	-32.87 dBm	-19.87 dB
7.000 GHz	9.000 GHz	1.000 MHz	8.02575 GHz	-33.90 dBm	-20.90 dB

Date: 15.APR.2017 14:18:45

WCDMA Band II (RMC 12.2Kbps)

Lowest Channel

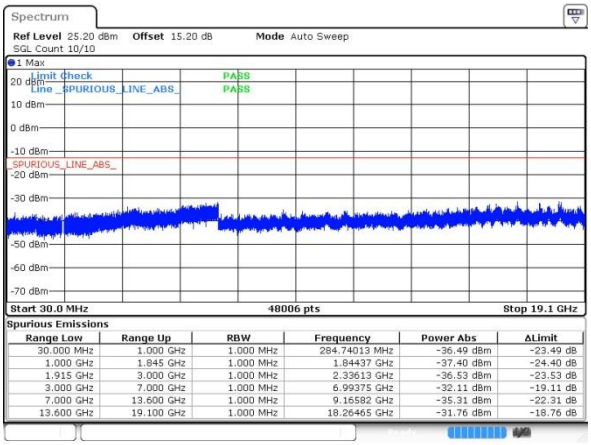

Spurious Emissions

Range Low	Range Up	RBW	Frequency	Power Abs	ΔLimit
30.000 MHz	1.000 GHz	1.000 MHz	284.74013 MHz	-36.49 dBm	-23.49 dB
1.000 GHz	1.845 GHz	1.000 MHz	1.84437 GHz	-37.40 dBm	-24.40 dB
1.915 GHz	3.000 GHz	1.000 MHz	2.33613 GHz	-36.53 dBm	-23.53 dB
3.000 GHz	7.000 GHz	1.000 MHz	6.99375 GHz	-32.11 dBm	-19.11 dB
7.000 GHz	13.600 GHz	1.000 MHz	9.16582 GHz	-35.31 dBm	-22.31 dB
13.600 GHz	19.100 GHz	1.000 MHz	18.26465 GHz	-31.76 dBm	-18.76 dB

Date: 15.APR.2017 14:37:33

Middle Channel

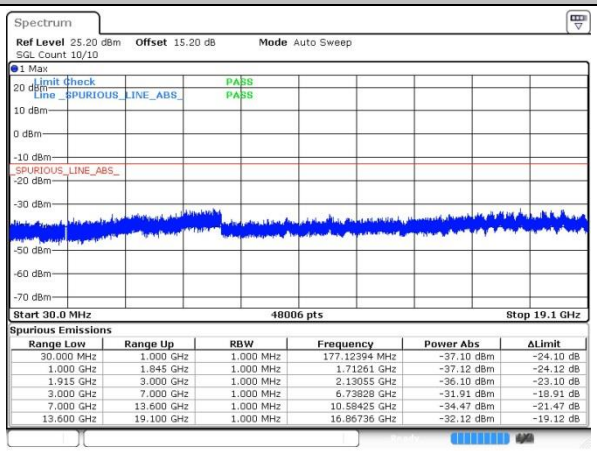

Spurious Emissions

Range Low	Range Up	RBW	Frequency	Power Abs	ΔLimit
30.000 MHz	1.000 GHz	1.000 MHz	177.12394 MHz	-37.10 dBm	-24.10 dB
1.000 GHz	1.845 GHz	1.000 MHz	1.71261 GHz	-37.12 dBm	-24.12 dB
1.915 GHz	3.000 GHz	1.000 MHz	2.13055 GHz	-36.10 dBm	-23.10 dB
3.000 GHz	7.000 GHz	1.000 MHz	6.73828 GHz	-31.91 dBm	-18.91 dB
7.000 GHz	13.600 GHz	1.000 MHz	10.58425 GHz	-34.47 dBm	-21.47 dB
13.600 GHz	19.100 GHz	1.000 MHz	16.86736 GHz	-32.12 dBm	-19.12 dB

Date: 15.APR.2017 14:38:48

Highest Channel

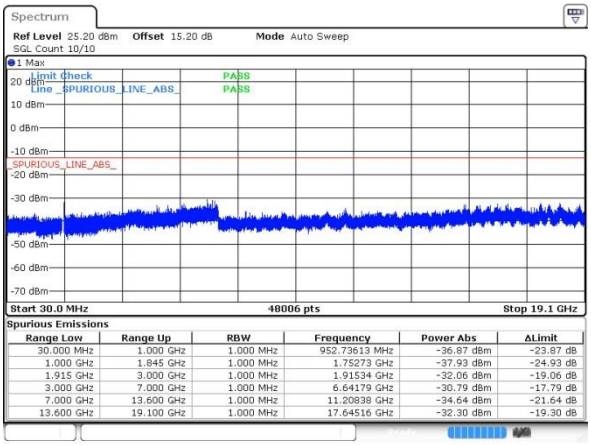

Spurious Emissions

Range Low	Range Up	RBW	Frequency	Power Abs	ΔLimit
30.000 MHz	1.000 GHz	1.000 MHz	952.73613 MHz	-36.87 dBm	-23.87 dB
1.000 GHz	1.845 GHz	1.000 MHz	1.75273 GHz	-37.93 dBm	-24.93 dB
1.915 GHz	3.000 GHz	1.000 MHz	1.91534 GHz	-32.06 dBm	-19.06 dB
3.000 GHz	7.000 GHz	1.000 MHz	6.64179 GHz	-30.79 dBm	-17.79 dB
7.000 GHz	13.600 GHz	1.000 MHz	11.20838 GHz	-34.64 dBm	-21.64 dB
13.600 GHz	19.100 GHz	1.000 MHz	17.64516 GHz	-32.30 dBm	-19.30 dB

Date: 15.APR.2017 14:40:04

WCDMA Band IV (RMC 12.2Kbps)

Lowest Channel

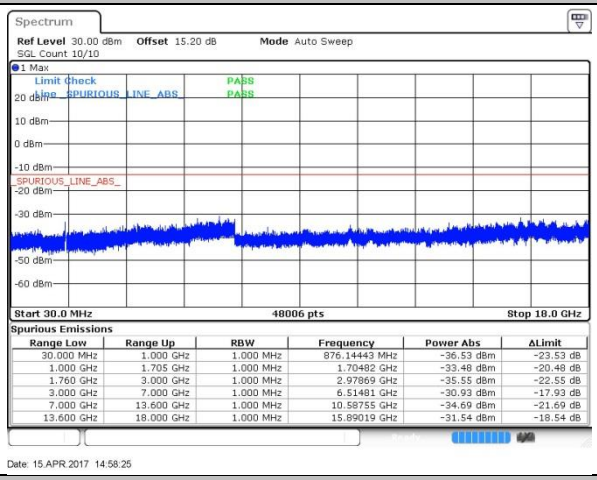

Middle Channel

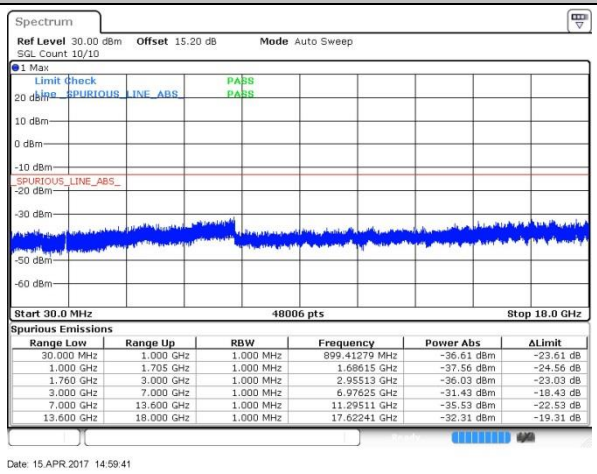

Highest Channel

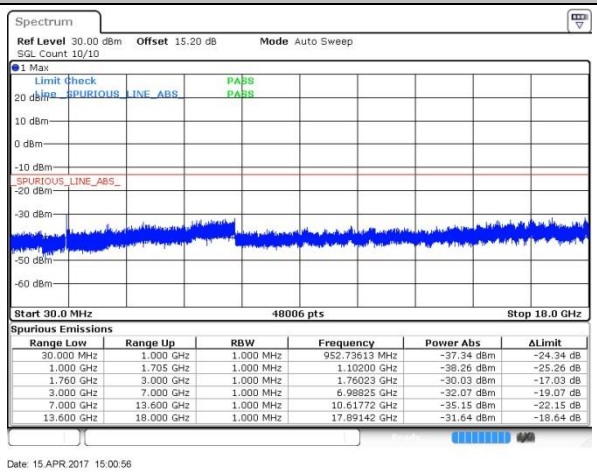

Frequency Stability

Test Conditions	Middle Channel	GSM850 (GSM)	GSM850 (EDGE class 8)	Limit 2.5ppm
Temperature (°C)	Voltage (Volt)	Deviation (ppm)		Result
50	Normal Voltage	0.0036	0.0024	PASS
40	Normal Voltage	0.0024	0.0143	
30	Normal Voltage	0.0048	0.0012	
20(Ref.)	Normal Voltage	0.0000	0.0000	
10	Normal Voltage	0.0060	0.0108	
0	Normal Voltage	0.0096	0.0096	
-10	Normal Voltage	0.0024	0.0048	
-20	Normal Voltage	0.0143	0.0132	
-30	Normal Voltage	0.0012	0.0084	
20	Maximum Voltage	0.0203	0.0108	
20	Normal Voltage	0.0036	0.0155	
20	Battery End Point	0.0048	0.0000	

Note: Normal Voltage = 3.85V. ；Battery End Point (BEP) = 3.6 V.；Maximum Voltage =4.4 V

Test Conditions	Middle Channel	GSM1900 (GSM)	GSM1900 (EDGE class 8)	Limit Note 2.
Temperature (°C)	Voltage (Volt)	Deviation (ppm)		Result
50	Normal Voltage	0.0053	0.0021	PASS
40	Normal Voltage	0.0074	0.0011	
30	Normal Voltage	0.0032	0.0021	
20(Ref.)	Normal Voltage	0.0000	0.0000	
10	Normal Voltage	0.0043	0.0011	
0	Normal Voltage	0.0016	0.0016	
-10	Normal Voltage	0.0064	0.0191	
-20	Normal Voltage	0.0037	0.0021	
-30	Normal Voltage	0.0101	0.0005	
20	Maximum Voltage	0.0080	0.0005	
20	Normal Voltage	0.0053	0.0037	
20	Battery End Point	0.0032	0.0016	

Note:

1. Normal Voltage = 3.85V. ；Battery End Point (BEP) = 3.6 V.；Maximum Voltage =4.4 V
2. The frequency fundamental emissions stay within the authorized frequency block based on the frequency deviation measured is small.

Test Conditions	Middle Channel	WCDMA Band V (RMC 12.2Kbps)	Limit 2.5ppm
Temperature (°C)	Voltage (Volt)	Deviation (ppm)	Result
50	Normal Voltage	0.0024	PASS
40	Normal Voltage	0.0012	
30	Normal Voltage	0.0012	
20(Ref.)	Normal Voltage	0.0000	
10	Normal Voltage	0.0096	
0	Normal Voltage	0.0143	
-10	Normal Voltage	0.0084	
-20	Normal Voltage	0.0036	
-30	Normal Voltage	0.0060	
20	Maximum Voltage	0.0191	
20	Normal Voltage	0.0167	
20	Battery End Point	0.0084	

Note: Normal Voltage = 3.85V. ；Battery End Point (BEP) = 3.6 V.；Maximum Voltage =4.4 V

Test Conditions	Middle Channel	WCDMA Band II (RMC 12.2Kbps)	Limit Note 2.
Temperature (°C)	Voltage (Volt)	Deviation (ppm)	Result
50	Normal Voltage	0.0043	PASS
40	Normal Voltage	0.0037	
30	Normal Voltage	0.0021	
20(Ref.)	Normal Voltage	0.0000	
10	Normal Voltage	0.0032	
0	Normal Voltage	0.0048	
-10	Normal Voltage	0.0005	
-20	Normal Voltage	0.0011	
-30	Normal Voltage	0.0027	
20	Maximum Voltage	0.0101	
20	Normal Voltage	0.0011	
20	Battery End Point	0.0128	

Note:

1. Normal Voltage = 3.85V. ；Battery End Point (BEP) = 3.6 V.；Maximum Voltage =4.4 V
2. The frequency fundamental emissions stay within the authorized frequency block based on the frequency deviation measured is small.

Test Conditions	Middle Channel	WCDMA Band IV (RMC 12.2Kbps)	Limit Note 2.
Temperature (°C)	Voltage (Volt)	Deviation (ppm)	Result
50	Normal Voltage	0.0012	PASS
40	Normal Voltage	0.0006	
30	Normal Voltage	0.0017	
20(Ref.)	Normal Voltage	0.0000	
10	Normal Voltage	0.0012	
0	Normal Voltage	0.0023	
-10	Normal Voltage	0.0040	
-20	Normal Voltage	0.0058	
-30	Normal Voltage	0.0069	
20	Maximum Voltage	0.0063	
20	Normal Voltage	0.0006	
20	Battery End Point	0.0069	

Note:

1. Normal Voltage = 3.85V. ；Battery End Point (BEP) = 3.6 V.；Maximum Voltage =4.4 V
2. The frequency fundamental emissions stay within the authorized frequency block based on the frequency deviation measured is small.

Appendix B. Test Results of Radiated Test

Radiated Spurious Emission

GSM850 (GSM)									
Channel	Frequency (MHz)	ERP (dBm)	Limit (dBm)	Over Limit (dB)	SPA Reading (dBm)	S.G. Power (dBm)	TX Cable loss (dB)	TX Antenna Gain (dBi)	Polarization (H/V)
Middle	1672.8	-71.22	-13	-58.22	-69.73	-73.86	1.01	5.80	H
	2510	-63.73	-13	-50.73	-72.31	-67.30	1.18	6.90	H
	3345	-65.91	-13	-52.91	-75.35	-69.48	1.78	7.50	H
	1672	-67.69	-13	-54.69	-66.81	-70.33	1.01	5.80	V
	2509.2	-63.29	-13	-50.29	-72.43	-66.86	1.18	6.90	V
	3345	-67.37	-13	-54.37	-75.69	-70.94	1.78	7.50	V

Remark: Spurious emissions within 30-1000MHz were found more than 20dB below limit line.

GSM850 (EDGE class 8)									
Channel	Frequency (MHz)	ERP (dBm)	Limit (dBm)	Over Limit (dB)	SPA Reading (dBm)	S.G. Power (dBm)	TX Cable loss (dB)	TX Antenna Gain (dBi)	Polarization (H/V)
Middle	1672	-71.70	-13	-58.70	-70.21	-74.34	1.01	5.80	H
	2509.2	-64.06	-13	-51.06	-72.64	-67.63	1.18	6.90	H
	3345	-66.08	-13	-53.08	-75.52	-69.65	1.78	7.50	H
	1672	-66.92	-13	-53.92	-66.04	-69.56	1.01	5.80	V
	2509.2	-62.63	-13	-49.63	-71.77	-66.20	1.18	6.90	V
	3345	-67.50	-13	-54.50	-75.82	-71.07	1.78	7.50	V

Remark: Spurious emissions within 30-1000MHz were found more than 20dB below limit line.

GSM1900 (GSM)									
Channel	Frequency (MHz)	EIRP (dBm)	Limit (dBm)	Over Limit (dB)	SPA Reading (dBm)	S.G. Power (dBm)	TX Cable loss (dB)	TX Antenna Gain (dBi)	Polarization (H/V)
Middle	3759	-62.77	-13	-49.77	-71.16	-68.25	1.62	7.10	H
	5640	-56.89	-13	-43.89	-70.08	-65.43	1.86	10.40	H
	7520	-58.39	-13	-45.39	-76.70	-67.94	2.40	11.94	H
	3759	-62.32	-13	-49.32	-71.91	-67.80	1.62	7.10	V
	5640	-60.71	-13	-47.71	-72.79	-69.25	1.86	10.40	V
	7520	-60.60	-13	-47.60	-76.72	-70.15	2.40	11.94	V

Remark: Spurious emissions within 30-1000MHz were found more than 20dB below limit line.

GSM1900 (EDGE class 8)									
Channel	Frequency (MHz)	EIRP (dBm)	Limit (dBm)	Over Limit (dB)	SPA Reading (dBm)	S.G. Power (dBm)	TX Cable loss (dB)	TX Antenna Gain (dBi)	Polarization (H/V)
Middle	3760	-66.65	-13	-53.65	-75.04	-72.13	1.62	7.10	H
	5640	-62.46	-13	-49.46	-75.65	-71.00	1.86	10.40	H
	7520	-58.10	-13	-45.10	-76.41	-67.65	2.40	11.94	H
	3759	-64.03	-13	-51.03	-73.62	-69.51	1.62	7.10	V
	5640	-61.35	-13	-48.35	-73.43	-69.89	1.86	10.40	V
	7520	-59.70	-13	-46.70	-75.82	-69.25	2.40	11.94	V

Remark: Spurious emissions within 30-1000MHz were found more than 20dB below limit line.

WCDMA Band V(RMC 12.2Kbps)									
Channel	Frequency (MHz)	ERP (dBm)	Limit (dBm)	Over Limit (dB)	SPA Reading (dBm)	S.G. Power (dBm)	TX Cable loss (dB)	TX Antenna Gain (dBi)	Polarization (H/V)
Middle	1672.8	-72.26	-13	-59.26	-70.77	-74.90	1.01	5.80	H
	2510	-63.46	-13	-50.46	-72.04	-67.03	1.18	6.90	H
	3345	-66.12	-13	-53.12	-75.56	-69.69	1.78	7.50	H
	1672.8	-71.46	-13	-58.46	-70.58	-74.10	1.01	5.80	V
	2510	-62.52	-13	-49.52	-71.66	-66.09	1.18	6.90	V
	3345	-67.75	-13	-54.75	-76.07	-71.32	1.78	7.50	V

Remark: Spurious emissions within 30-1000MHz were found more than 20dB below limit line.

WCDMA Band II(RMC 12.2Kbps)									
Channel	Frequency (MHz)	EIRP (dBm)	Limit (dBm)	Over Limit (dB)	SPA Reading (dBm)	S.G. Power (dBm)	TX Cable loss (dB)	TX Antenna Gain (dBi)	Polarization (H/V)
Middle	3759	-67.09	-13	-54.09	-75.48	-72.57	1.62	7.10	H
	5640	-62.62	-13	-49.62	-75.81	-71.16	1.86	10.40	H
	7520	-58.06	-13	-45.06	-76.37	-67.61	2.40	11.94	H
	3759	-66.25	-13	-53.25	-75.84	-71.73	1.62	7.10	V
	5640	-63.83	-13	-50.83	-75.91	-72.37	1.86	10.40	V
	7520	-60.53	-13	-47.53	-76.65	-70.08	2.40	11.94	V

Remark: Spurious emissions within 30-1000MHz were found more than 20dB below limit line.

WCDMA Band IV(RMC 12.2Kbps)									
Channel	Frequency (MHz)	EIRP (dBm)	Limit (dBm)	Over Limit (dB)	SPA Reading (dBm)	S.G. Power (dBm)	TX Cable loss (dB)	TX Antenna Gain (dBi)	Polarization (H/V)
Middle	3465	-62.83	-13	-49.83	-75.26	-68.99	1.43	7.59	H
	5197.8	-60.99	-13	-47.99	-75.83	-68.55	1.83	9.39	H
	6930	-56.95	-13	-43.95	-74.68	-66.54	2.08	11.67	H
	3465.2	-65.88	-13	-52.88	-75.66	-72.04	1.43	7.59	V
	5197.8	-61.24	-13	-48.24	-76.51	-68.80	1.83	9.39	V
	6930	-59.13	-13	-46.13	-76.01	-68.72	2.08	11.67	V

Remark: Spurious emissions within 30-1000MHz were found more than 20dB below limit line.