APPENDIX A – TEST DATA OF CONDUCTED EMISSION

LTE Band 7C

1 RF Power Output

Aggregated BW	Modulation	PCC	SCC	Total Conducted power(dBm) Range		
				Low	Mid	High
10+20	QPSK	1@49	50@0	22.33	21.88	21.46
		50@0	100@0	19.51	19.48	19.06
20+10		1@99	1@0	21.81	21.87	18.69
		1@0	1@49	19.38	19.63	19.29
		100@0	50@0	19.54	21.68	22.29
15+15		1@74	1@0	22.49	22.01	21.82
		75@0	75@0	20.24	19.86	19.70
15+20		1@74	1@0	22.35	22.02	21.47
		75@0	100@0	20.00	19.59	19.40
20+15		1@99	1@0	20.01	22.27	22.03
		100@0	75@0	19.97	20.00	19.13
20+20		1@99	1@0	19.31	19.15	21.21
		1@0	1@99	21.47	21.66	19.02
		100@0	100@0	19.30	19.34	19.07

Aggregated BW	Modulation	PCC	SCC	Total Conducted power(dBm) Range		
				Low	Mid	High
10+20	16QAM	1@49	50@0	20.50	20.50	20.35
		50@0	100@0	17.47	17.52	17.30
20+10		1@99	1@0	20.55	20.61	18.73
		1@0	1@49	19.31	17.59	17.23
		100@0	50@0	17.56	20.53	20.82
15+15		1@74	1@0	21.22	20.85	20.55
		75@0	75@0	18.30	17.94	17.73
15+20		1@74	1@0	21.18	20.85	20.38
		75@0	100@0	17.97	17.62	17.49
20+15		1@99	1@0	19.63	21.03	20.79
		100@0	75@0	17.73	17.75	19.05
20+20		1@99	1@0	17.48	17.27	20.18
		1@0	1@99	20.28	20.51	19.05
		100@0	100@0	19.40	17.55	17.04

Aggregated BW	Modulation	PCC	SCC	Total Conducted power(dBm)		
				Range		
				Low	Mid	High
10+20	64QAM	1@49	50@0	20.55	20.50	20.34
		50@0	100@0	17.58	17.50	17.31
20+10		1@99	1@0	20.63	20.67	18.71
		1@0	1@49	19.28	17.55	17.20
		100@0	50@0	17.52	20.61	20.80
15+15		1@74	1@0	21.34	21.06	20.60
		75@0	75@0	17.95	17.96	17.77
15+20		1@74	1@0	20.69	20.75	20.29
		75@0	100@0	17.60	17.66	17.59
20+15		1@99	1@0	19.57	20.96	20.74
		100@0	75@0	17.69	17.68	19.07
20+20		1@99	1@0	17.38	17.25	20.11
		1@0	1@99	20.20	20.43	19.10
		100@0	100@0	19.29	17.48	17.07

2 Occupied Bandwidth
3 Emission Bandwidth

Mode	Carrier frequency (MHz)	BW (MHz)	PCC	SCC	99% BW (MHz)	-26dB BW (MHz)	Fig.
QPSK	2505.5	10	50@0	100@0	27.99	29.82	Fig.1
16QAM	2505.5	10	50@0	100@0	28.01	30.04	Fig.2
64QAM	2505.5	10	50@0	100@0	27.95	29.94	Fig.3
QPSK	2525.6	10	50@0	100@0	28.03	29.89	Fig.4
16QAM	2525.6	10	50@0	100@0	28.06	30.01	Fig.5
64QAM	2525.6	10	50@0	100@0	28.00	30.06	Fig.6
QPSK	2545.6	10	50@0	100@0	28.03	29.92	Fig.7
16QAM	2545.6	10	50@0	100@0	28.00	29.92	Fig.8
64QAM	2545.6	10	50@0	100@0	27.98	30.01	Fig.9

Mode	Carrier frequency (MHz)	BW (MHz)	PCC	SCC	99% BW (MHz)	-26dB BW (MHz)	Fig.
QPSK	2507.5	15	75@0	75@0	28.55	30.69	Fig.10
QPSK	2507.5	15	75@0	100@0	32.90	34.91	Fig.11
16QAM	2507.5	15	75@0	75@0	28.63	30.77	Fig.12
16QAM	2507.5	15	75@0	100@0	32.86	35.06	Fig.13
64QAM	2507.5	15	75@0	75@0	28.63	30.75	Fig.14
64QAM	2507.5	15	75@0	100@0	32.88	34.96	Fig.15
QPSK	2527.5	15	75@0	75@0	31.22	45.00	Fig.16
QPSK	2527.5	15	75@0	100@0	32.85	34.95	Fig.17
16QAM	2527.5	15	75@0	75@0	28.69	30.59	Fig.18
16QAM	2527.5	15	75@0	100@0	32.85	35.03	Fig.19
64QAM	2527.5	15	75@0	75@0	28.67	30.70	Fig.20
64QAM	2527.5	15	75@0	100@0	32.84	34.92	Fig.21
QPSK	2547.5	15	75@0	75@0	28.67	30.73	Fig.22
QPSK	2547.5	15	75@0	100@0	32.93	34.96	Fig.23
16QAM	2547.5	15	75@0	75@0	28.67	30.64	Fig.24
16QAM	2547.5	15	75@0	100@0	32.93	34.92	Fig.25
64QAM	2547.5	15	75@0	75@0	28.69	30.74	Fig.26
64QAM	2547.5	15	75@0	100@0	32.89	34.97	Fig.27

Mode	Carrier frequency (MHz)	BW (MHz)	PCC	SCC	99% BW (MHz)	-26dB BW (MHz)	Fig.
QPSK	2510	20	100@0	50@0	27.97	29.97	Fig.28
QPSK	2510	20	100@0	75@0	32.79	34.93	Fig.29
QPSK	2510	20	100@0	100@0	37.74	39.86	Fig.30
16QAM	2510	20	100@0	50@0	28.01	30.03	Fig.31
16QAM	2510	20	100@0	75@0	32.89	35.01	Fig.32
16QAM	2510	20	100@0	100@0	37.61	39.93	Fig.33
64QAM	2510	20	100@0	50@0	28.03	29.94	Fig.34
64QAM	2510	20	100@0	75@0	32.84	35.00	Fig.35
64QAM	2510	20	100@0	100@0	37.64	39.97	Fig.36
QPSK	2530.1	20	100@0	50@0	28.15	29.97	Fig.37
QPSK	2530.1	20	100@0	75@0	32.93	34.92	Fig.38
QPSK	2530.1	20	100@0	100@0	37.80	39.92	Fig.39
16QAM	2530.1	20	100@0	50@0	27.94	29.88	Fig.40
16QAM	2530.1	20	100@0	75@0	41.41	52.50	Fig.41
16QAM	2530.1	20	100@0	100@0	37.76	40.02	Fig.42
64QAM	2530.1	20	100@0	50@0	28.00	29.93	Fig.43
64QAM	2530.1	20	100@0	75@0	39.54	52.50	Fig.44
64QAM	2530.1	20	100@0	100@0	37.86	39.94	Fig.45
QPSK	2550.1	20	100@0	50@0	28.14	30.00	Fig.46
QPSK	2550.1	20	100@0	75@0	32.84	34.94	Fig.47
QPSK	2550.1	20	100@0	100@0	37.70	39.83	Fig.48
16QAM	2550.1	20	100@0	50@0	33.42	45.00	Fig.49
16QAM	2550.1	20	100@0	75@0	32.92	34.98	Fig.50
16QAM	2550.1	20	100@0	100@0	37.76	39.88	Fig.51
64QAM	2550.1	20	100@0	50@0	33.49	45.00	Fig.52
64QAM	2550.1	20	100@0	75@0	33.00	34.87	Fig.53
64QAM	2550.1	20	100@0	100@0	37.70	39.97	Fig.54

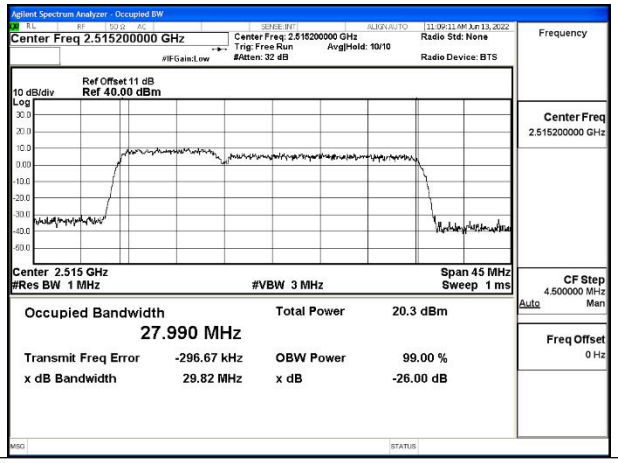

Fig.1

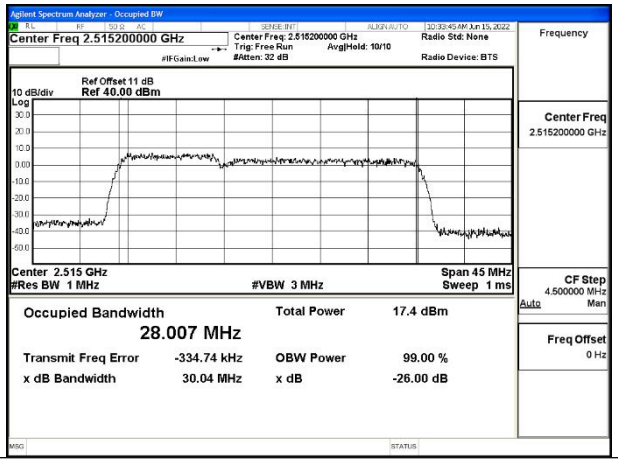

Fig.2

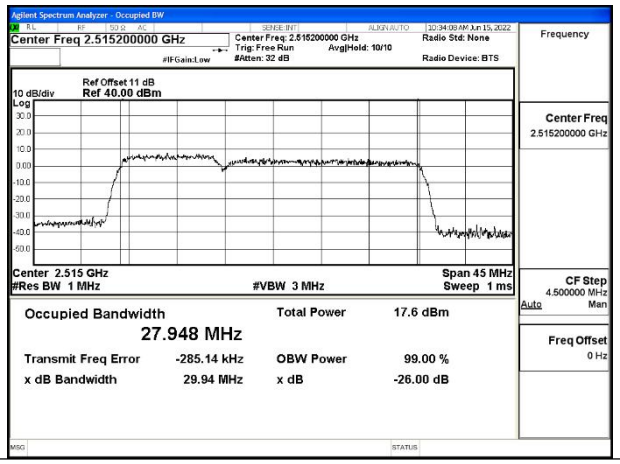

Fig.3

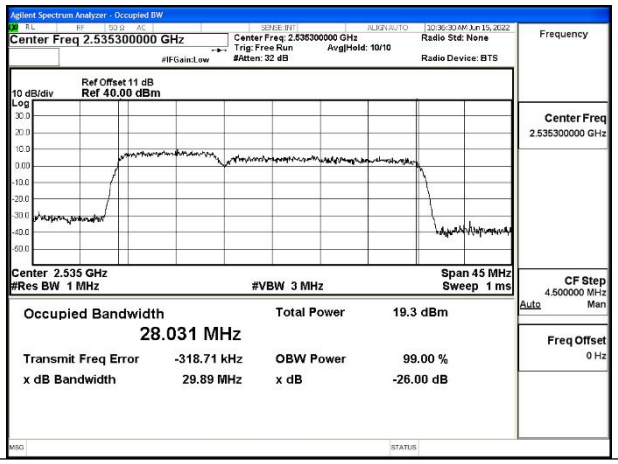

Fig.4

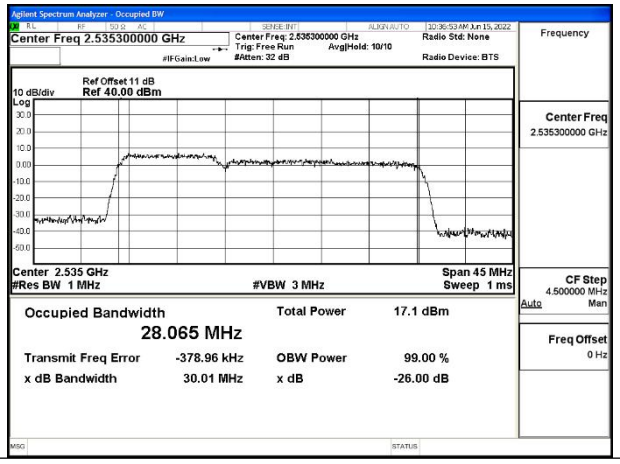

Fig.5

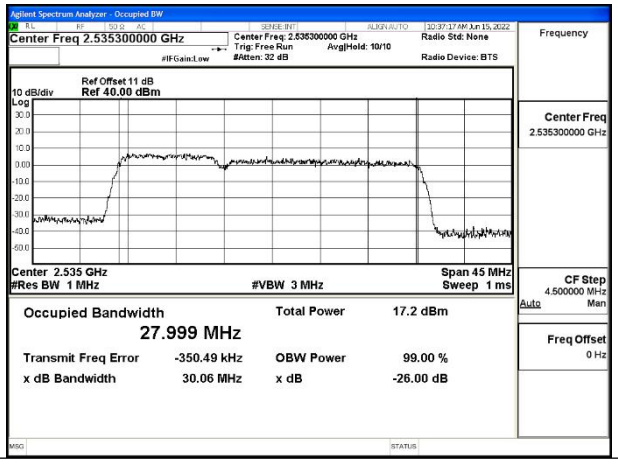

Fig.6

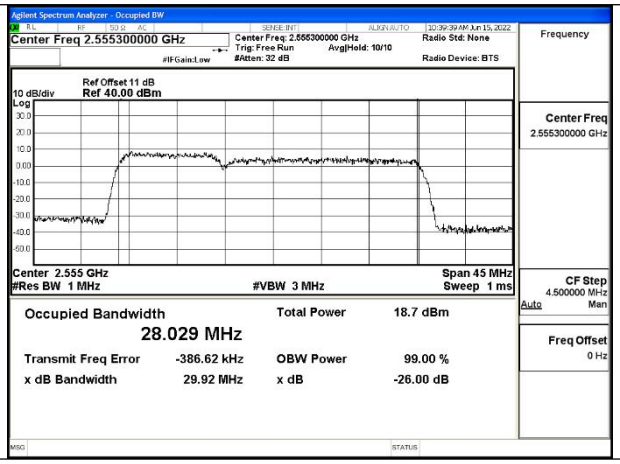

Fig.7

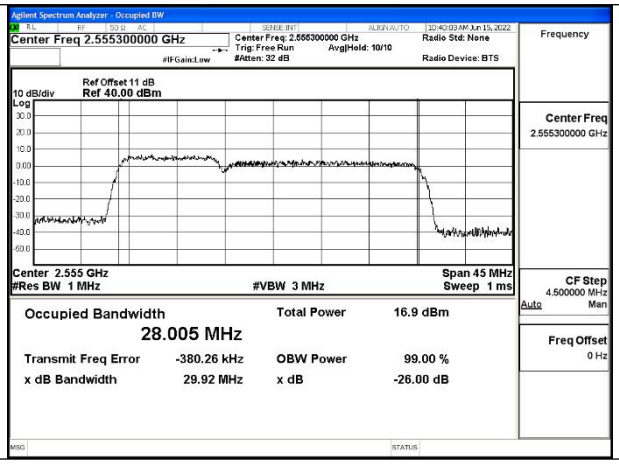

Fig.8

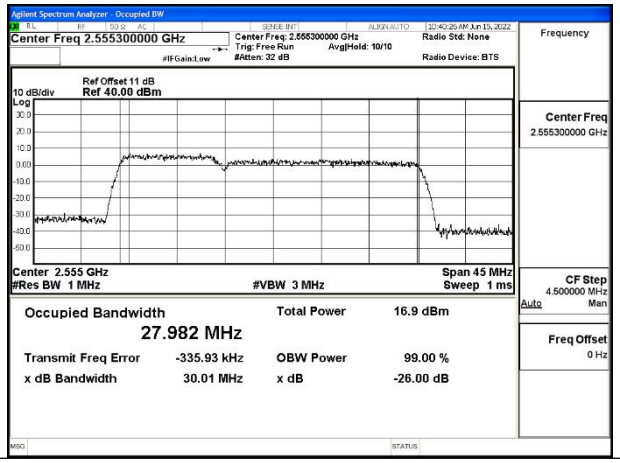

Fig.9

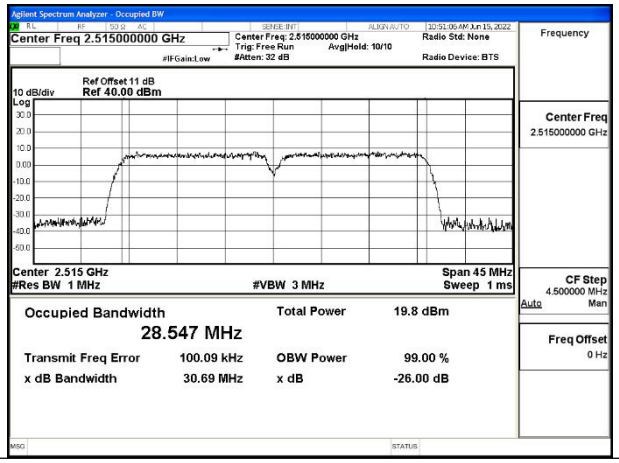

Fig.10

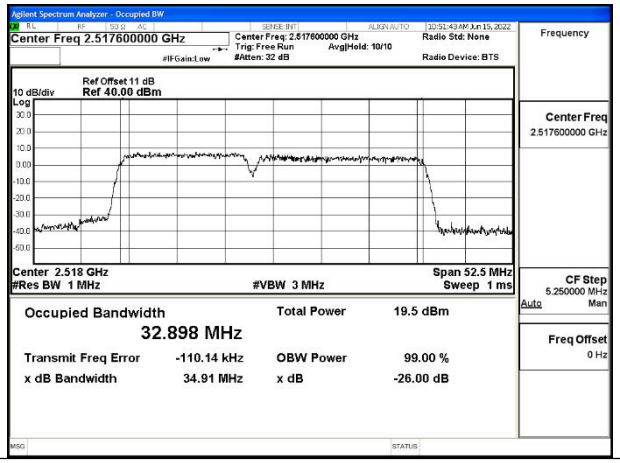

Fig.11

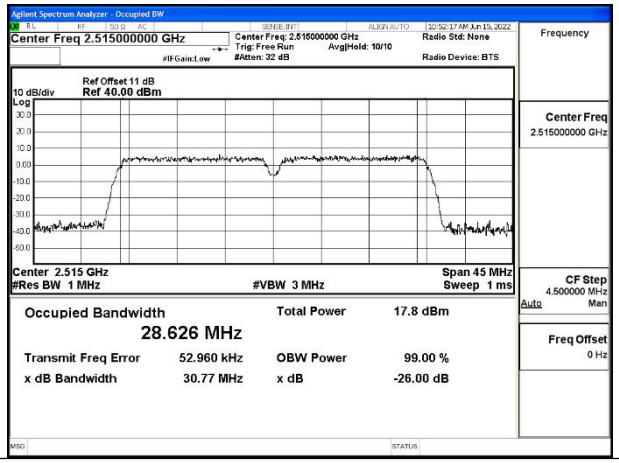

Fig.12

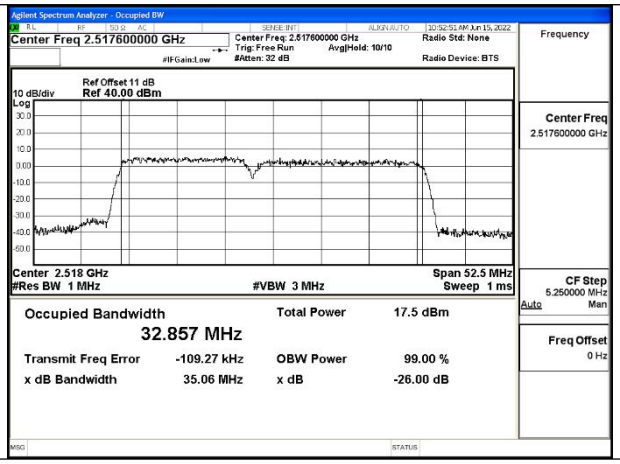

Fig.13

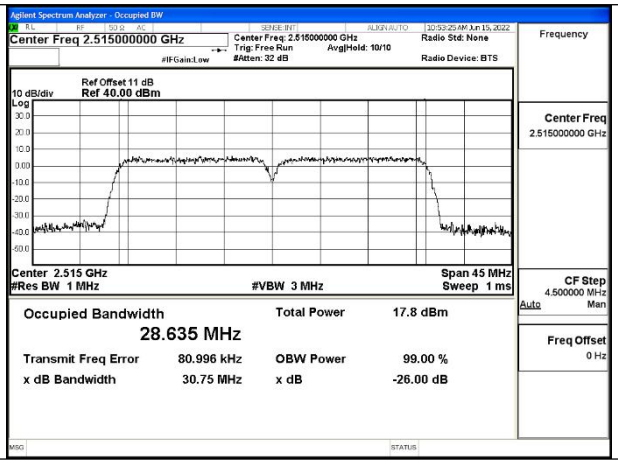

Fig.14

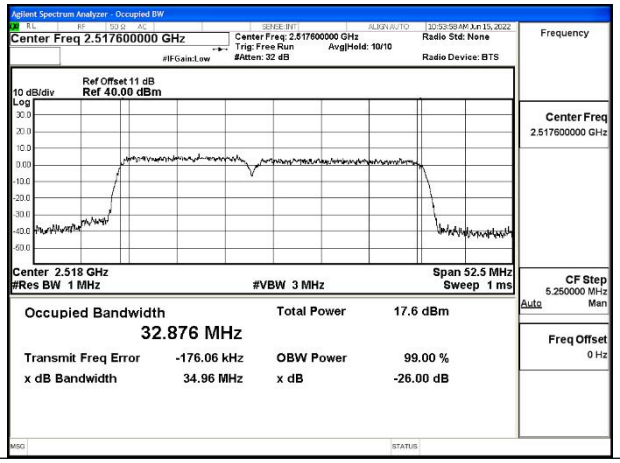

Fig.15

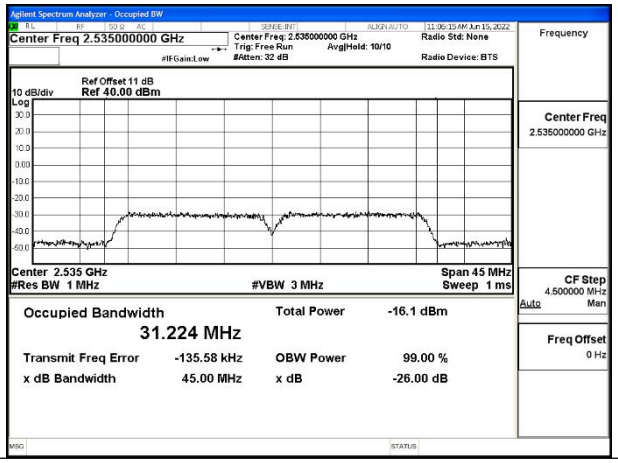

Fig.16

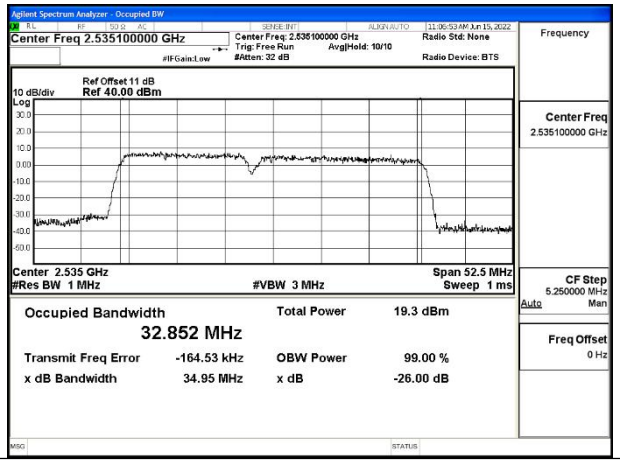

Fig.17

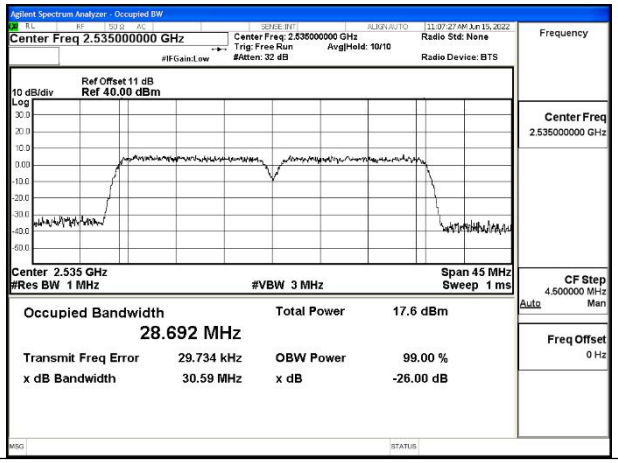

Fig.18

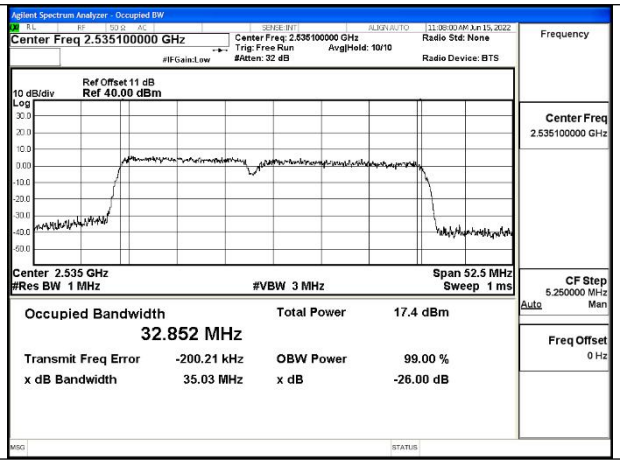

Fig.19

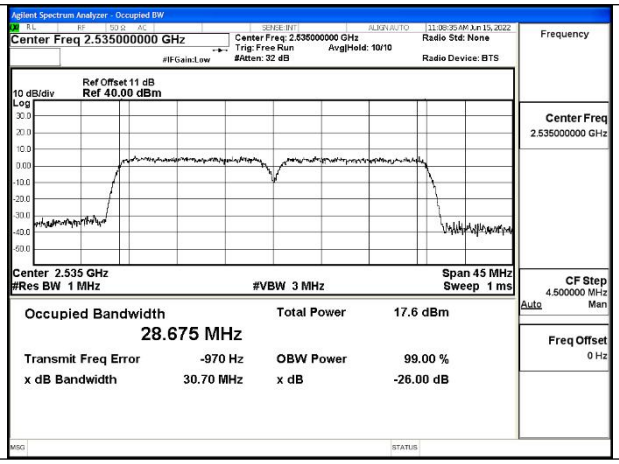

Fig.20

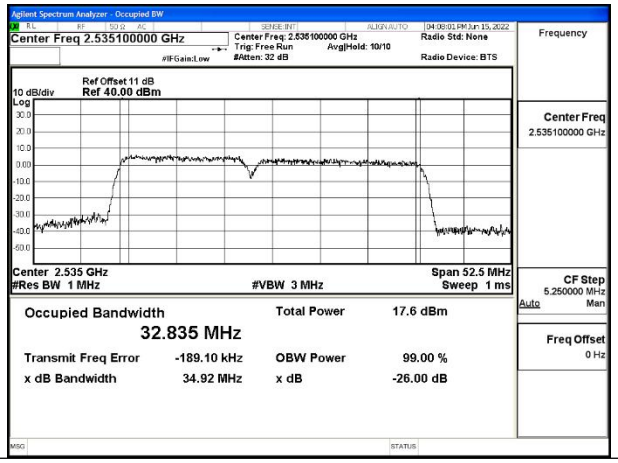

Fig.21

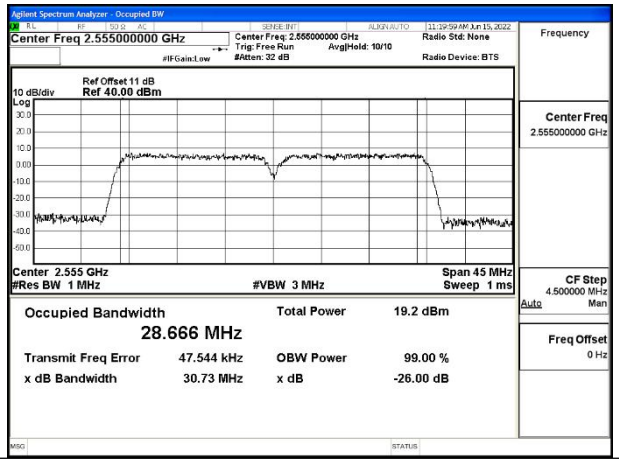

Fig.22

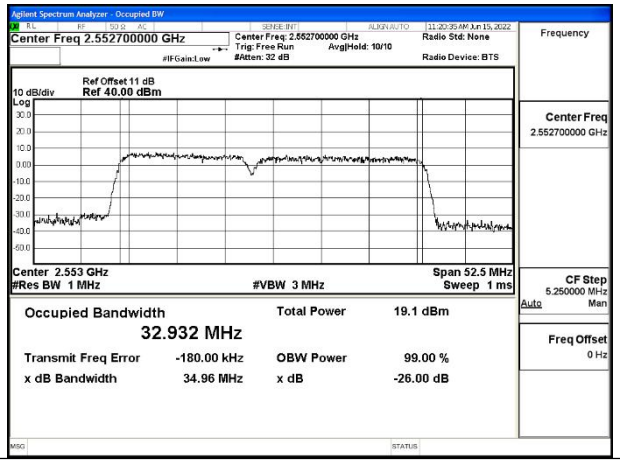

Fig.23

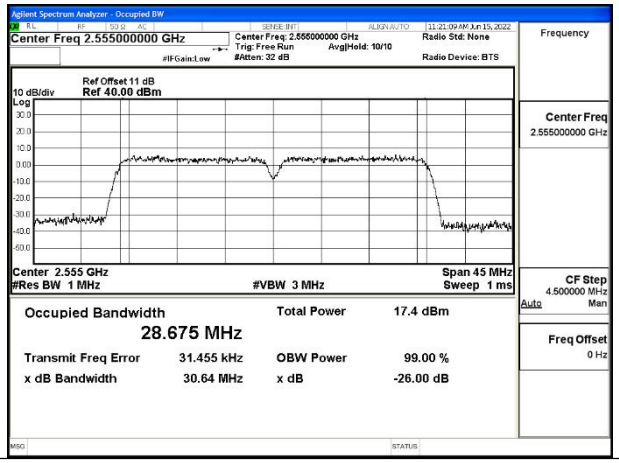

Fig.24

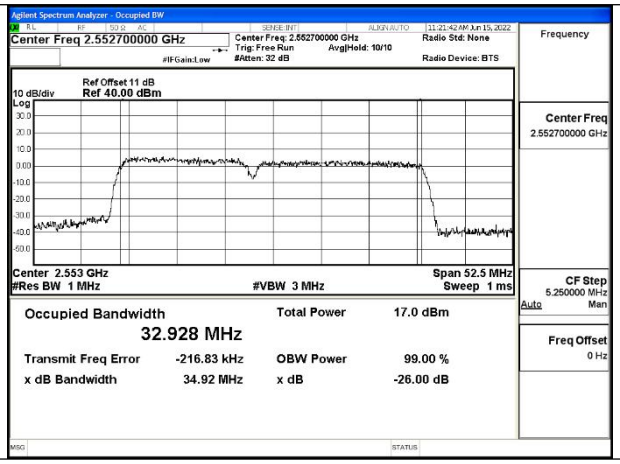

Fig.25

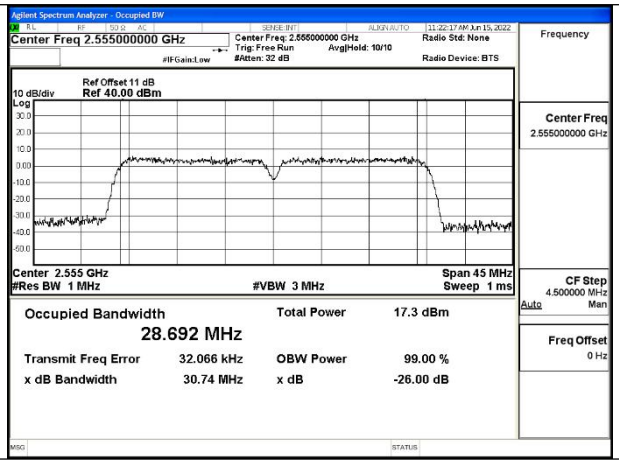

Fig.26

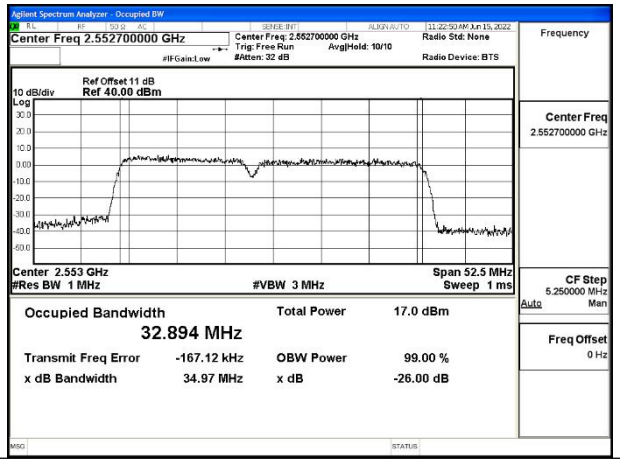

Fig.27

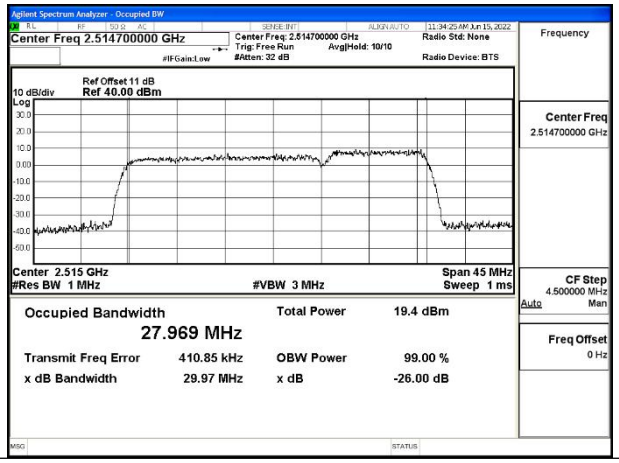

Fig.28

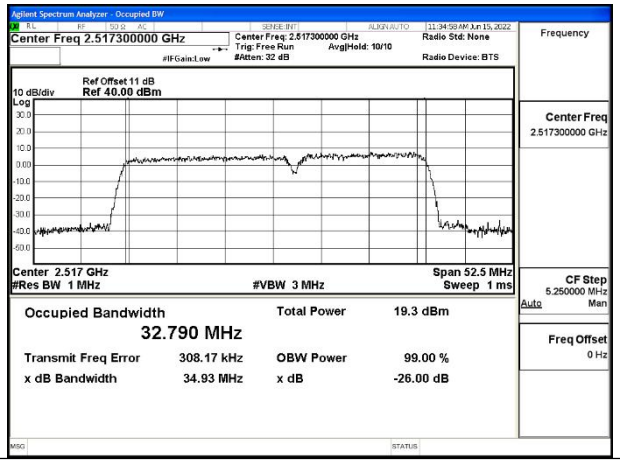

Fig.29

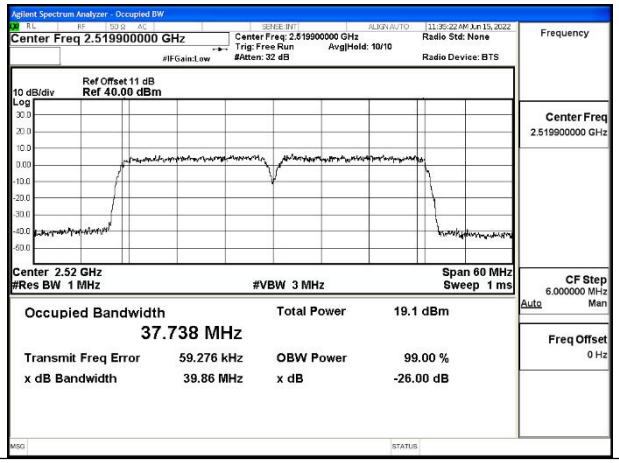

Fig.30

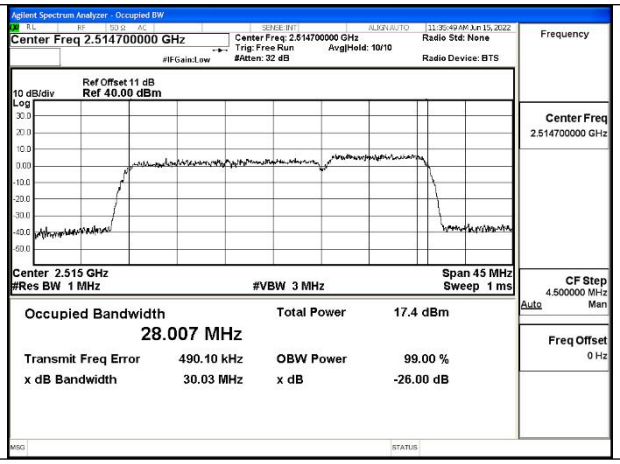

Fig.31

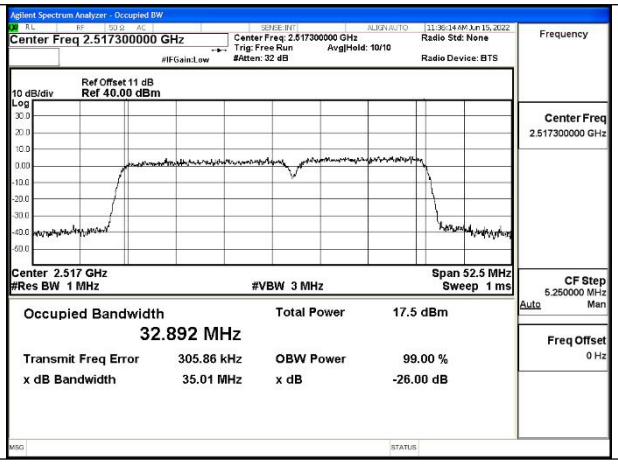

Fig.32

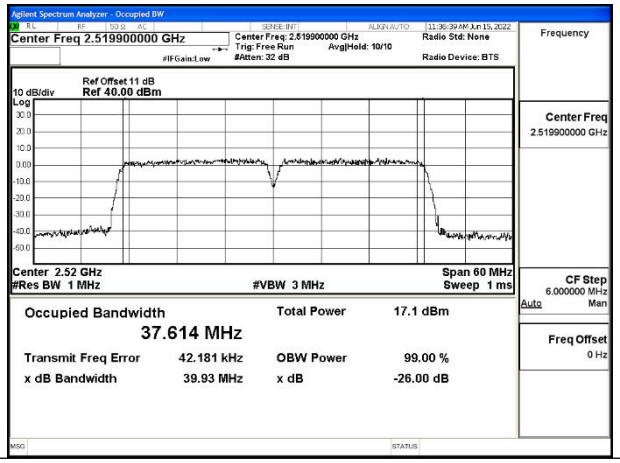

Fig.33

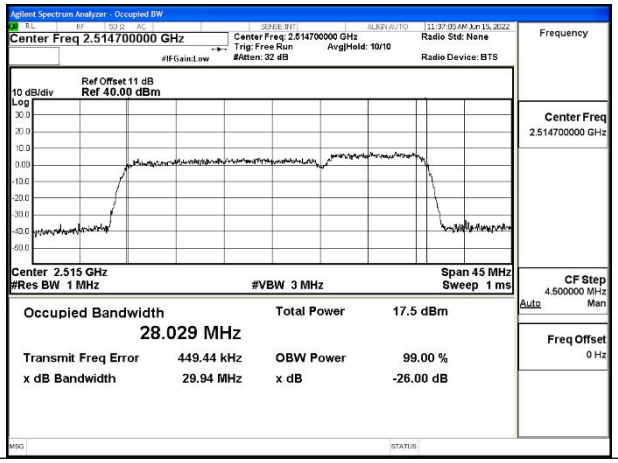

Fig.34

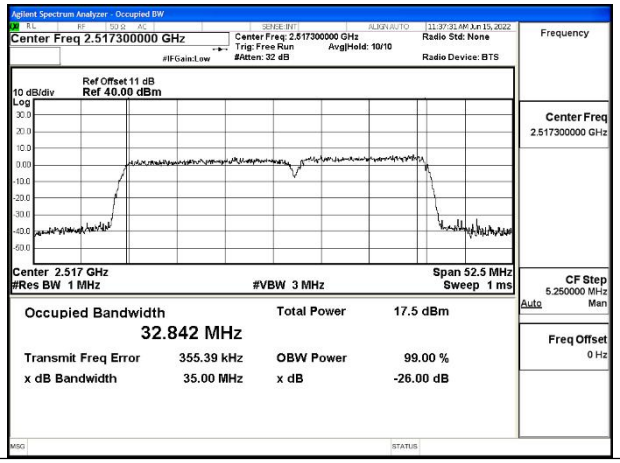

Fig.35

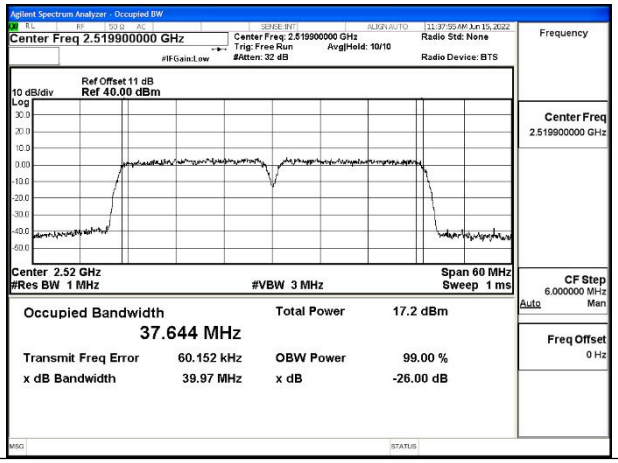

Fig.36

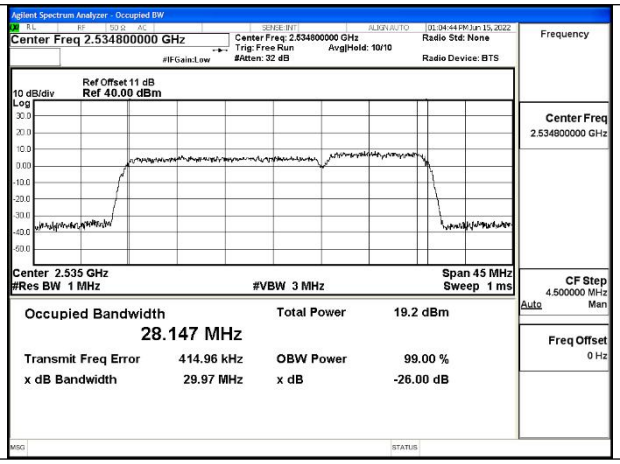

Fig.37

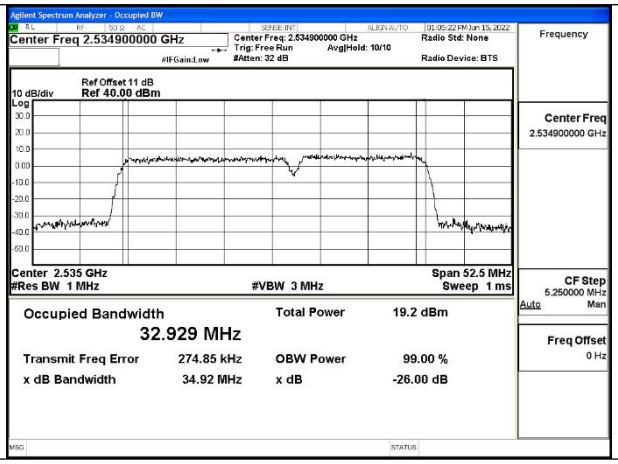

Fig.38

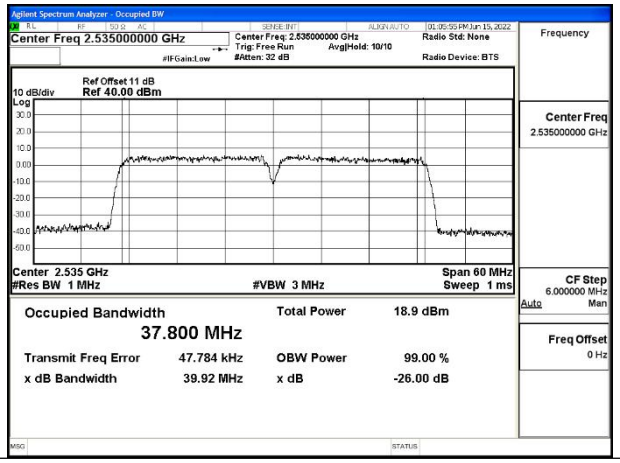

Fig.39

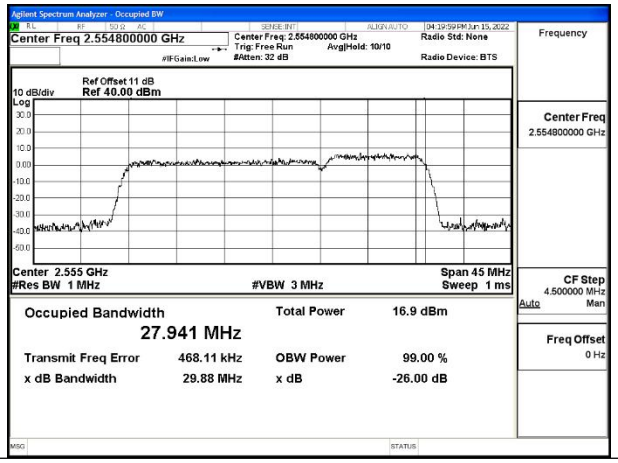

Fig.40

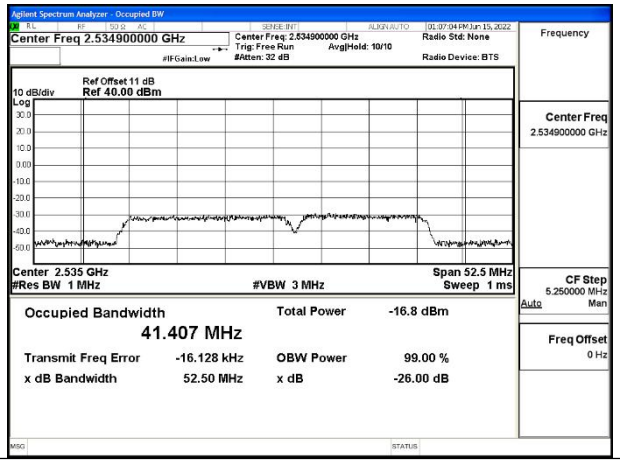

Fig.41

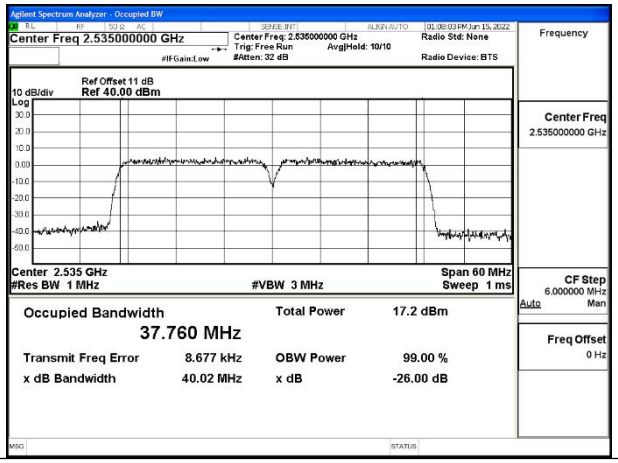

Fig.42

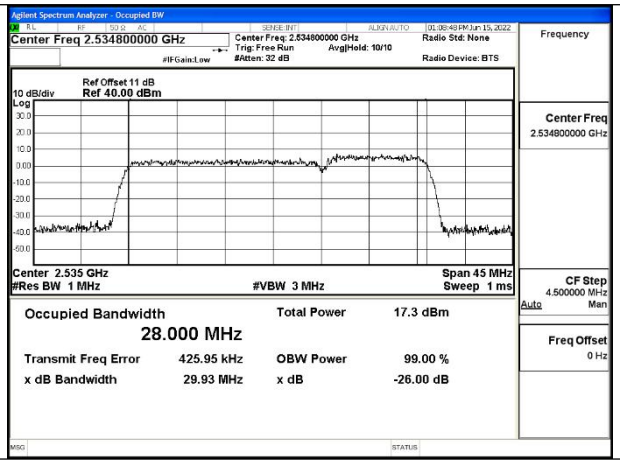

Fig.43

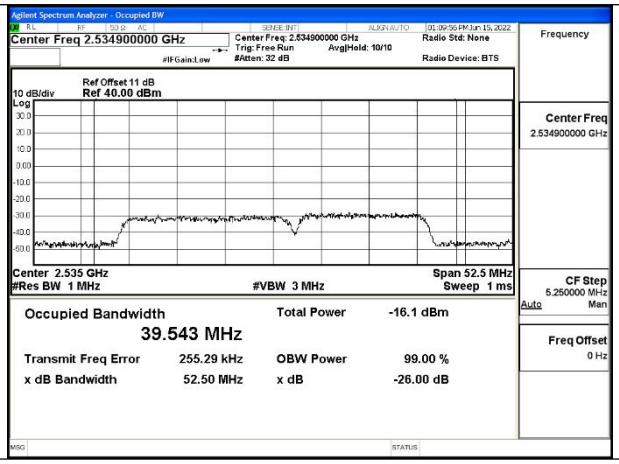

Fig.44

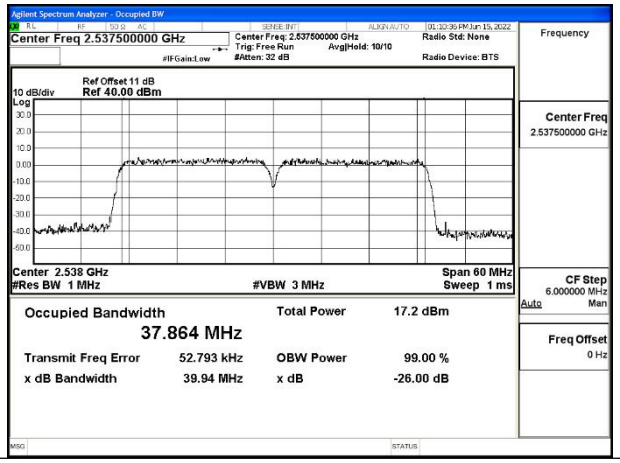

Fig.45

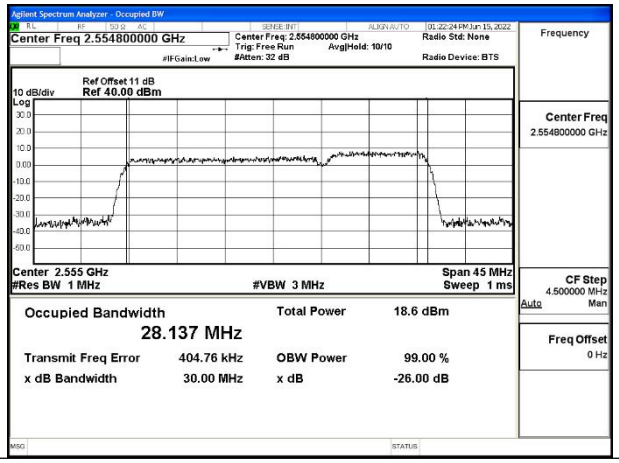

Fig.46

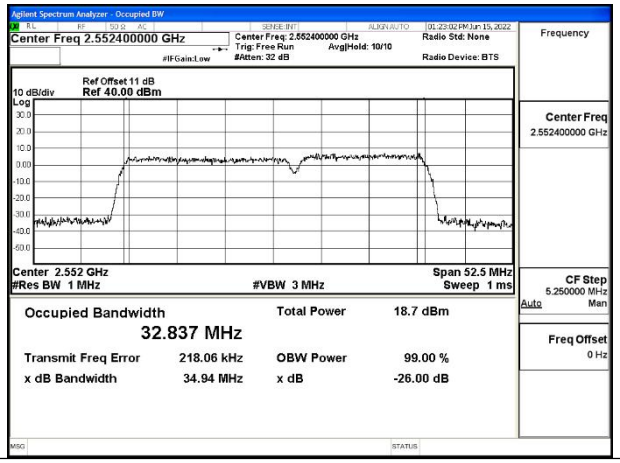

Fig.47

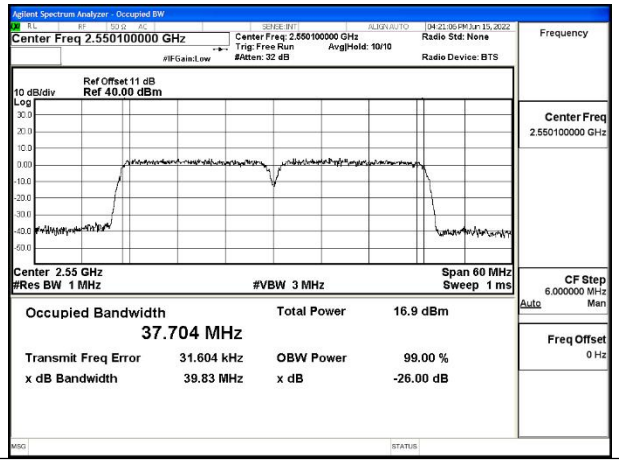

Fig.48

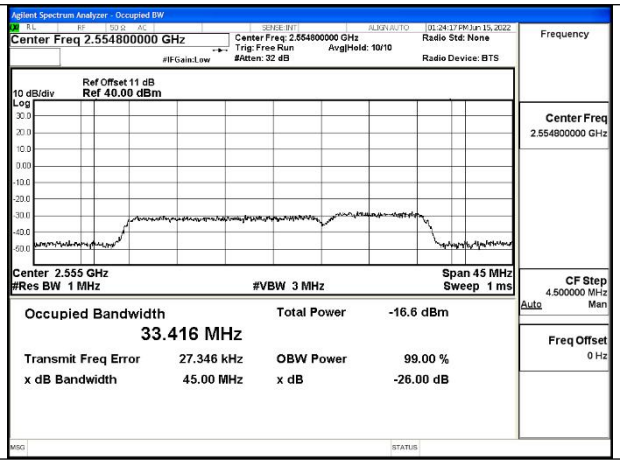

Fig.49

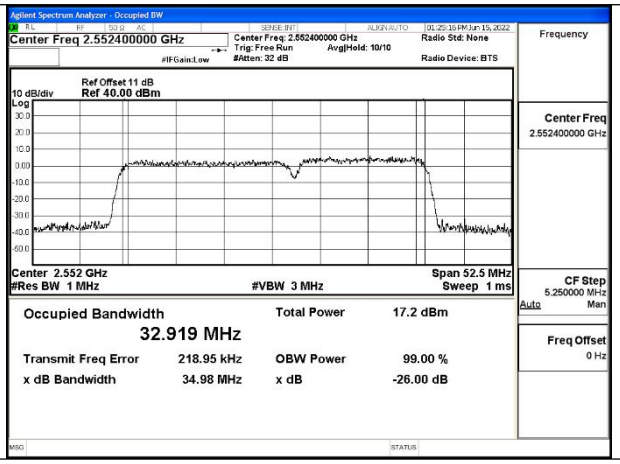

Fig.50

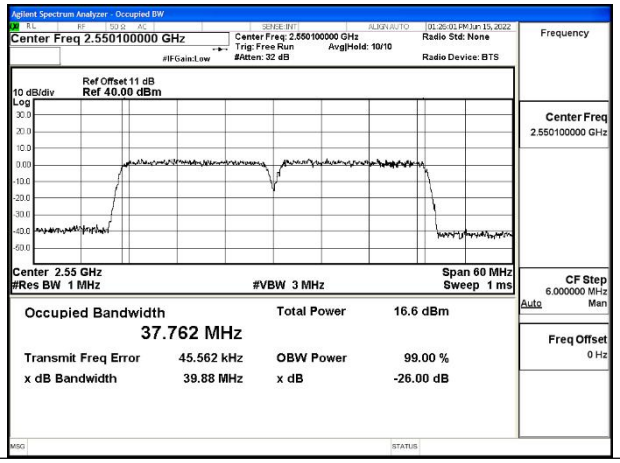

Fig.51

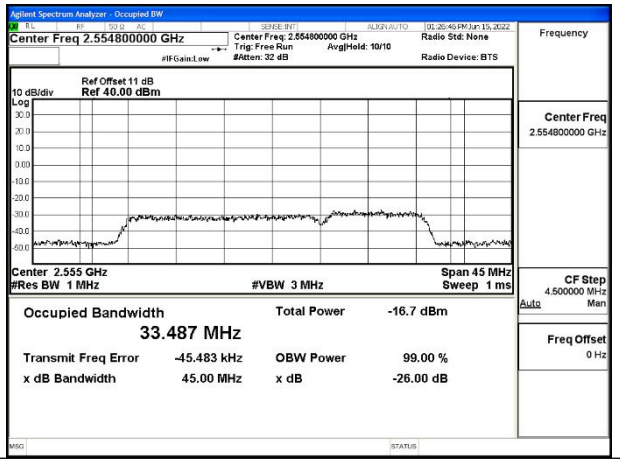

Fig.52

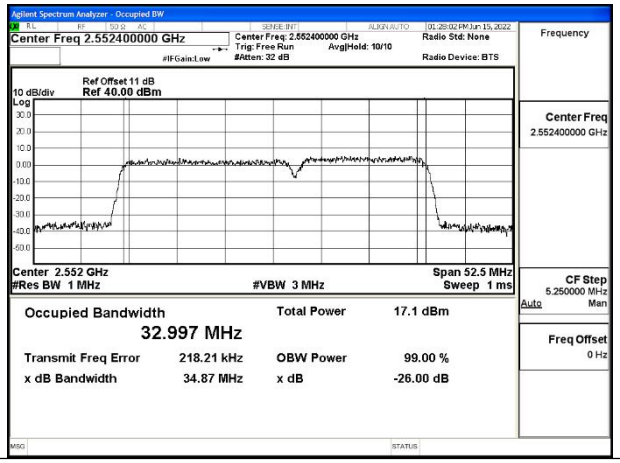

Fig.53

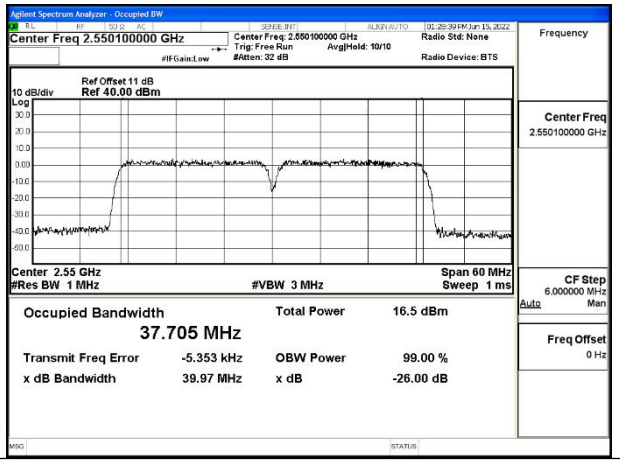

Fig.54

4 Band Edges Compliance

Aggregated BW	Modulation	PCC	SCC	Band Edges Compliance Range	
				Low	High
20+10	QPSK	1@0	1@49	Fig.1	Fig.2
		100@0	50@0	Fig.3	Fig.4
20+20		1@0	1@99	Fig.5	Fig.6
		100@0	100@0	Fig.7	Fig.8

Aggregated BW	Modulation	PCC	SCC	Band Edges Compliance Range	
				Low	High
20+10	16QAM	1@0	1@49	Fig.9	Fig.10
		100@0	50@0	Fig.11	Fig.12
20+20		1@0	1@99	Fig.13	Fig.14
		100@0	100@0	Fig.15	Fig.16

Test Mode:

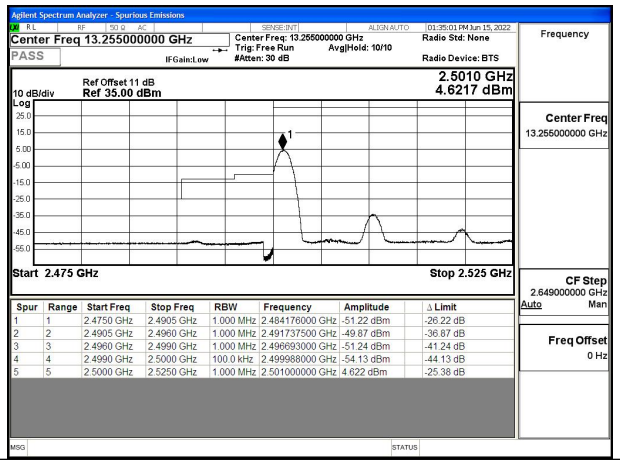

Fig.1

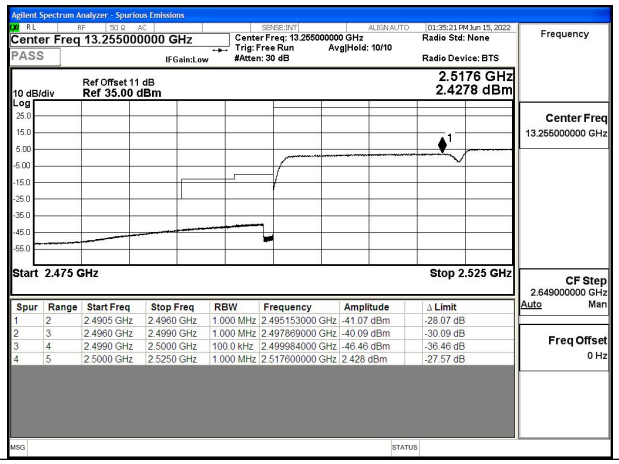

Fig.2

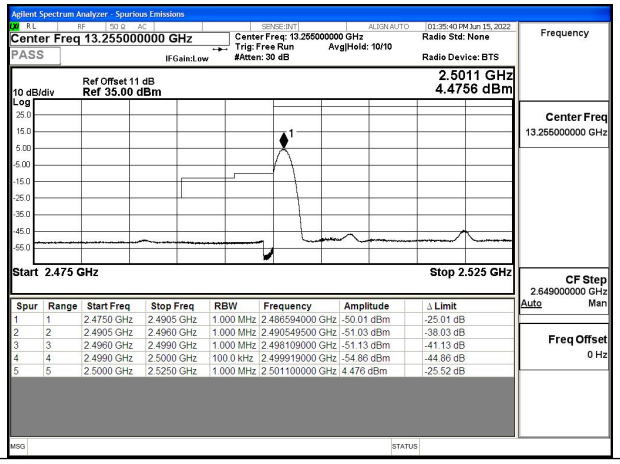

Fig.3

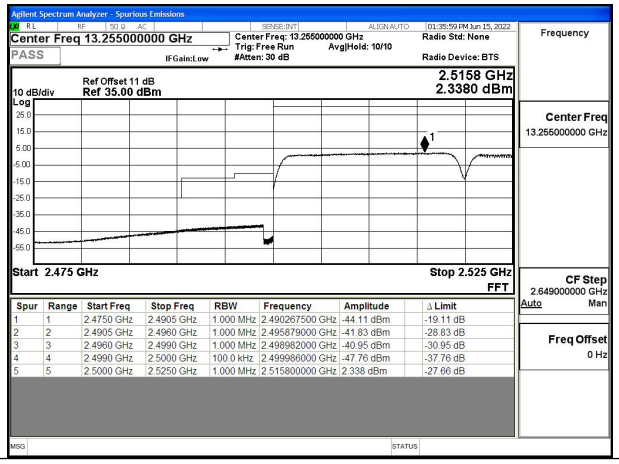

Fig.4

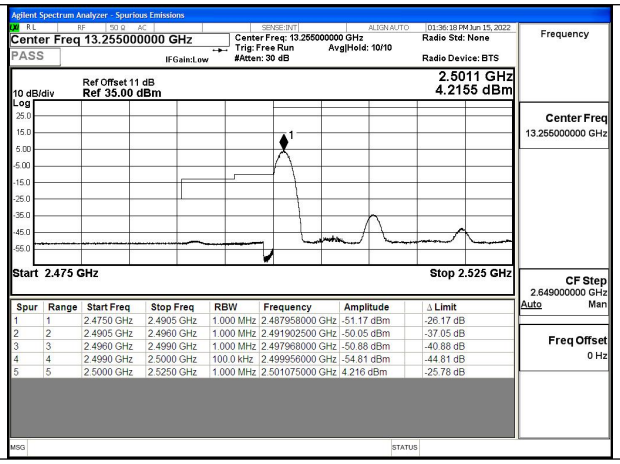

Fig.5

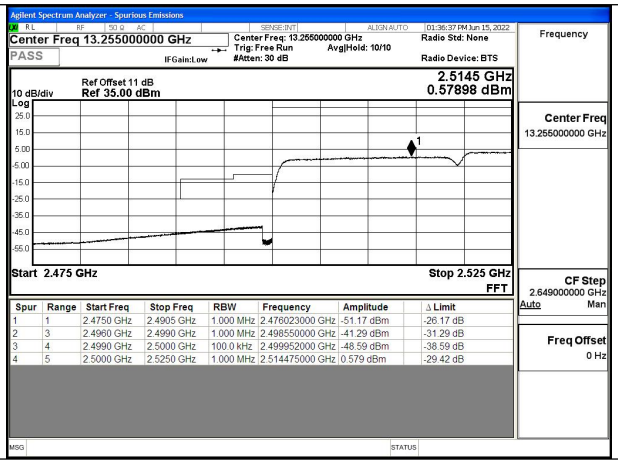

Fig.6

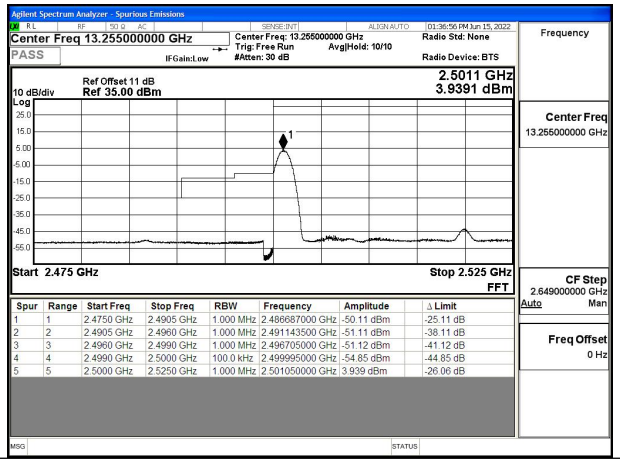

Fig.7

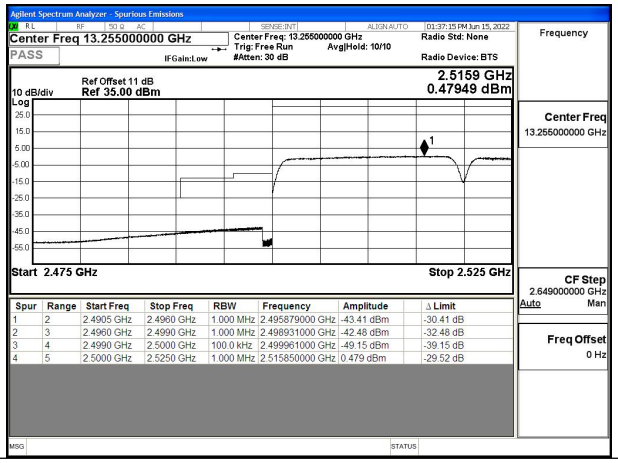

Fig.8

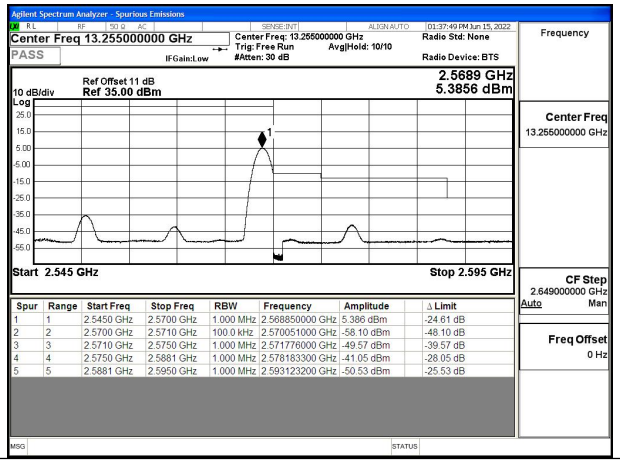

Fig.9

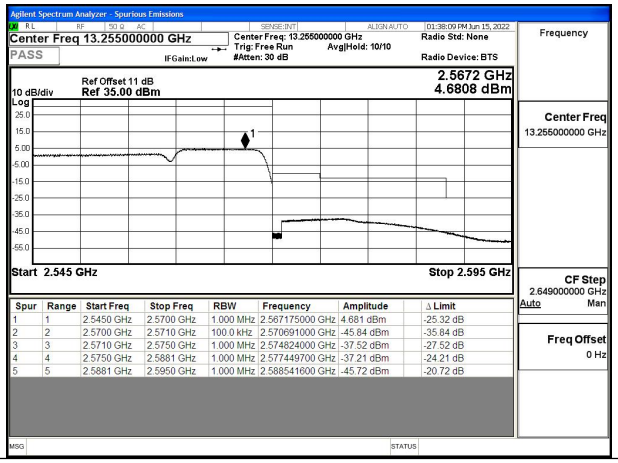

Fig.10