Test Laboratory: Sporton International Inc. SAR/HAC Testing Lab Date: 2016/7/2

System Check_Head_2300MHz_20160702

DUT: D2300V2 - SN:1055

Communication System: UID 0, CW (0); Frequency: 2300 MHz;Duty Cycle: 1:1
Medium: HSL_2300_2016/07/02 Medium parameters used: f = 2300 MHz; σ = 1.693 S/m; ε_r = 38.361; ρ = 1000 kg/m^3
Ambient Temperature：23.5 ℃; Liquid Temperature ：22.5 ℃

DASY5 Configuration:
- Probe: EX3DV4 - SN3935; ConvF(7.96, 7.96, 7.96); Calibrated: 2015/11/27;
- Sensor-Surface: 1.4mm (Mechanical Surface Detection)
- Electronics: DAE4 Sn1358; Calibrated: 2015/8/27
- Phantom: SAM2; Type: QD000P40CD; Serial: TP:1754
- Measurement SW: DASY52, Version 52.8 (8); SEMCAD X Version 14.6.10 (7331)

Pin=250mW/Area Scan (71x71x1): Interpolated grid: dx=12mm, dy=12mm
Maximum value of SAR (interpolated) = 18.7 W/kg

Pin=250mW/Zoom Scan (7x7x7)/Cube 0: Measurement grid: dx=5mm, dy=5mm, dz=5mm
Reference Value = 83.44 V/m; Power Drift = -0.08 dB
Peak SAR (extrapolated) = 26.4 W/kg
SAR(1 g) = 12 W/kg; SAR(10 g) = 5.37 W/kg
Maximum value of SAR (measured) = 18.8 W/kg

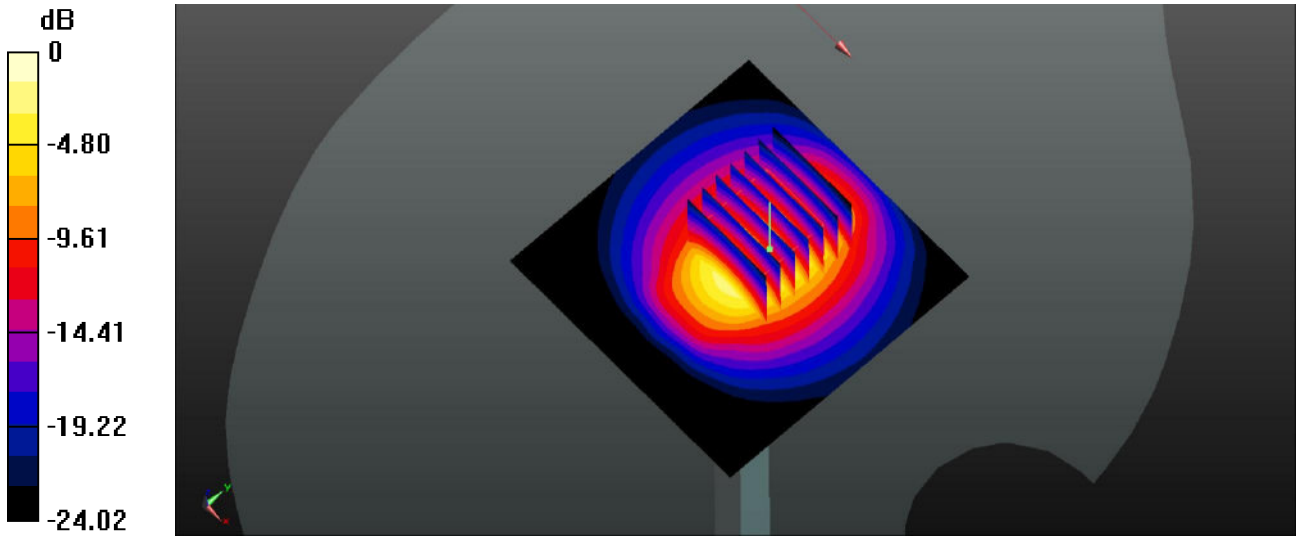

0 dB = 18.8 W/kg

Test Laboratory: Sporton International Inc. SAR/HAC Testing Lab Date: 2016/7/2

System Check_Head_2600MHz_20160702

DUT: Dipole 2600 MHz D2600V2

Communication System: UID 0, CW; Frequency: 2600 MHz;Duty Cycle: 1:1
Medium: HSL_2600_2016/07/02 Medium parameters used: f = 2600 MHz; σ = 2.055 S/m; ε_r = 38.321; ρ = 1000 kg/m^3
Ambient Temperature：23.5 ℃; Liquid Temperature ：22.5 ℃

DASY5 Configuration:
- Probe: EX3DV4 - SN3935; ConvF(7.26, 7.26, 7.26); Calibrated: 2015/11/27;
- Sensor-Surface: 1.4mm (Mechanical Surface Detection)
- Electronics: DAE4 Sn1358; Calibrated: 2015/8/27
- Phantom: SAM2; Type: QD000P40CD; Serial: TP:1754
- Measurement SW: DASY52, Version 52.8 (8); SEMCAD X Version 14.6.10 (7331)

Pin=250mW/Area Scan (81x81x1): Interpolated grid: dx=12mm, dy=12mm
Maximum value of SAR (interpolated) = 25.9 W/kg

Pin=250mW/Zoom Scan (7x7x7)/Cube 0: Measurement grid: dx=5mm, dy=5mm, dz=5mm
Reference Value = 88.17 V/m; Power Drift = 0.09 dB
Peak SAR (extrapolated) = 34.1 W/kg
SAR(1 g) = 15.4 W/kg; SAR(10 g) = 6.91 W/kg
Maximum value of SAR (measured) = 26.9 W/kg

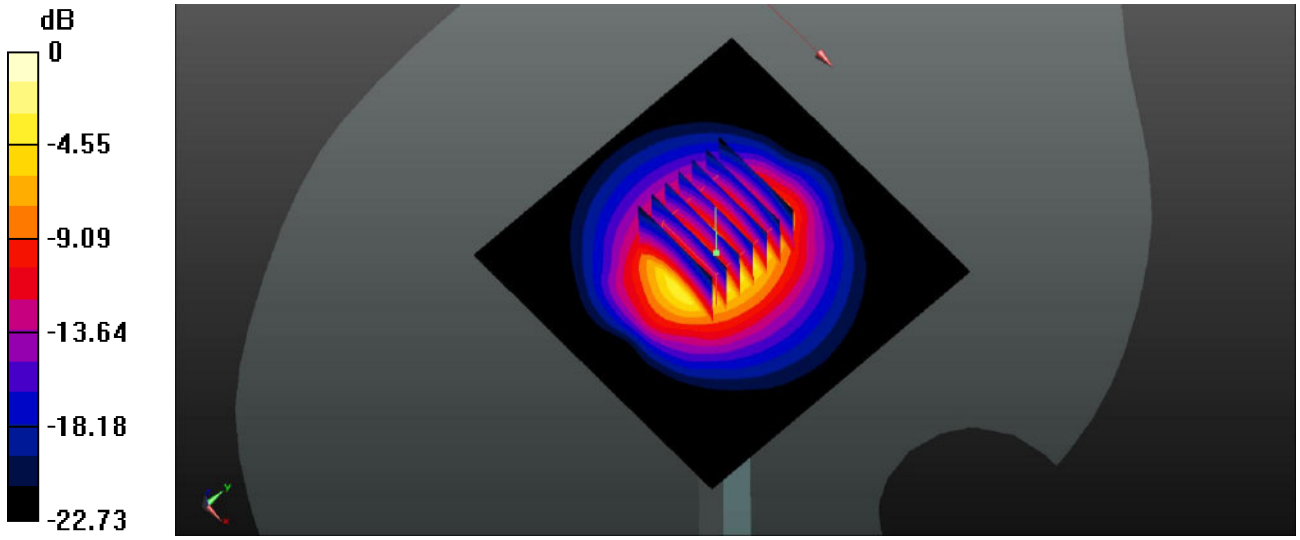

0 dB = 26.9 W/kg

Test Laboratory: Sporton International Inc. SAR/HAC Testing Lab Date: 2016.7.30

System Check_Body_835MHz_160730

DUT: D835V2 - SN:4d091

Communication System: UID 0, CW (0); Frequency: 835 MHz;Duty Cycle: 1:1
Medium: MSL_850_160730 Medium parameters used: f = 835 MHz; σ = 0.995 S/m; ε_r = 56.342; ρ = 1000 kg/m^3
Ambient Temperature：23.6 ℃; Liquid Temperature：22.6 ℃

DASY5 Configuration:
- Probe: EX3DV4 - SN3954; ConvF(10.17, 10.17, 10.17); Calibrated: 2015.11.27;
- Sensor-Surface: 1.4mm (Mechanical Surface Detection)
- Electronics: DAE4 Sn1279; Calibrated: 2016.4.4
- Phantom: SAM1; Type: SAM; Serial: TP-1644
- Measurement SW: DASY52, Version 52.8 (8); SEMCAD X Version 14.6.10 (7331)

Pin=250mW/Area Scan (61x61x1): Interpolated grid: dx=1.500 mm, dy=1.500 mm
Maximum value of SAR (interpolated) = 3.17 W/kg

Pin=250mW/Zoom Scan (5x5x7)/Cube 0: Measurement grid: dx=8mm, dy=8mm, dz=5mm
Reference Value = 51.90 V/m; Power Drift = -0.07 dB
Peak SAR (extrapolated) = 3.66 W/kg
SAR(1 g) = 2.54 W/kg; SAR(10 g) = 1.67 W/kg
Maximum value of SAR (measured) = 3.19 W/kg

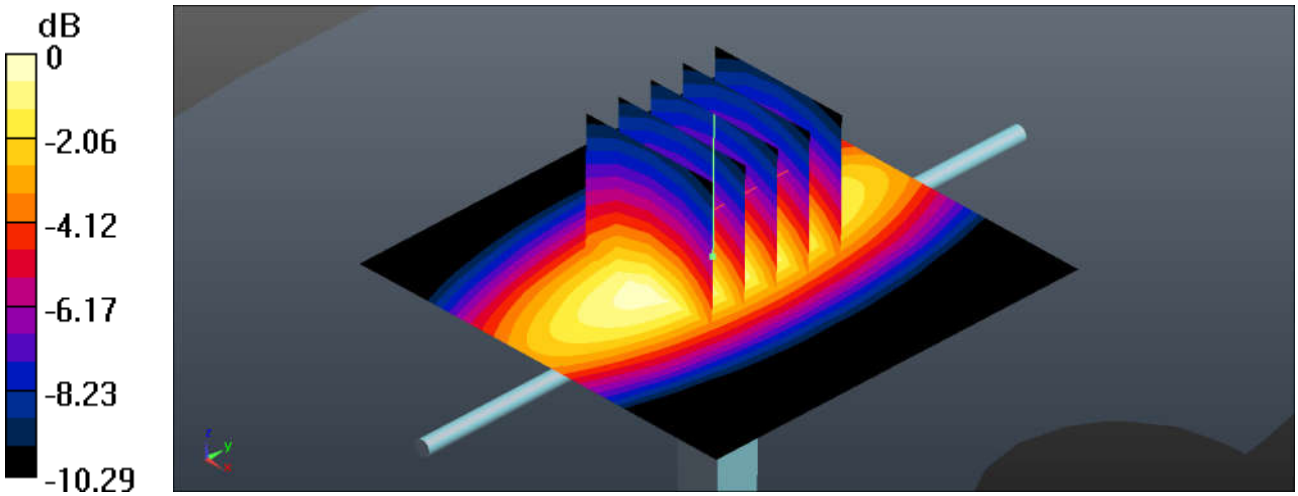

0 dB = 3.19 W/kg = 5.04 dBW/kg

Test Laboratory: Sporton International Inc. SAR/HAC Testing Lab Date: 2016/8/23

System Check_Body_835MHz_20160823

DUT: Dipole 835 MHz D835V2

Communication System: UID 0, CW; Frequency: 835 MHz;Duty Cycle: 1:1
Medium: MSL_835_2016/08/23 Medium parameters used: f = 835 MHz; σ = 0.976 S/m; ε_r = 54.442; ρ = 1000 kg/m^3
Ambient Temperature：23.4 ℃; Liquid Temperature ：22.3 ℃

DASY5 Configuration:
- Probe: EX3DV4 - SN3935; ConvF(10.3, 10.3, 10.3); Calibrated: 2015/11/27;
- Sensor-Surface: 1.4mm (Mechanical Surface Detection)
- Electronics: DAE4 Sn1358; Calibrated: 2015/8/27
- Phantom: SAM2; Type: QD000P40CD; Serial: TP:1754
- Measurement SW: DASY52, Version 52.8 (8); SEMCAD X Version 14.6.10 (7331)

Pin=250mW/Area Scan (61x61x1): Interpolated grid: dx=15mm, dy=15mm
Maximum value of SAR (interpolated) = 3.03 W/kg

Pin=250mW/Zoom Scan (5x5x7)/Cube 0: Measurement grid: dx=8mm, dy=8mm, dz=5mm
Reference Value = 50.99 V/m; Power Drift = 0.04 dB
Peak SAR (extrapolated) = 3.57 W/kg
SAR(1 g) = 2.4 W/kg; SAR(10 g) = 1.57 W/kg
Maximum value of SAR (measured) = 3.03 W/kg

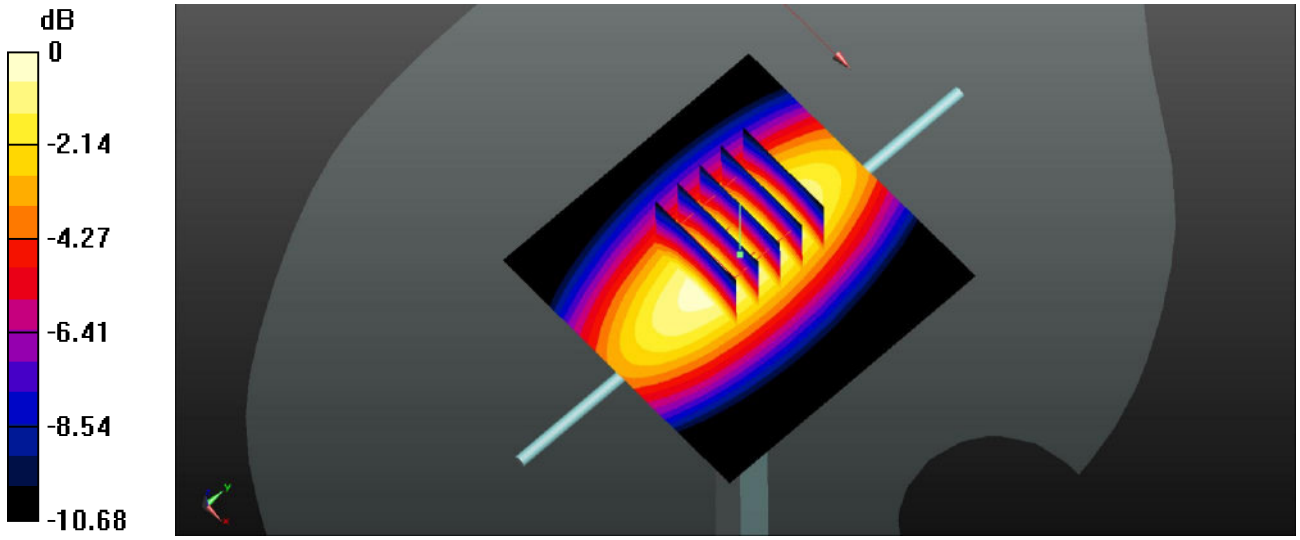

0 dB = 3.03 W/kg

Test Laboratory: Sporton International Inc. SAR/HAC Testing Lab Date: 2016/7/5

System Check_Body_1750MHz_20160705

DUT: Dipole 1750 MHz D1750V2

Communication System: UID 0, CW; Frequency: 1750 MHz;Duty Cycle: 1:1
Medium: MSL_1750_2016/07/05 Medium parameters used: f = 1750 MHz; σ = 1.517 S/m; ε_r = 53.127; ρ = 1000 kg/m^3
Ambient Temperature：23.5 ℃; Liquid Temperature ：22.7 ℃

DASY5 Configuration:
- Probe: EX3DV4 - SN3935; ConvF(8.24, 8.24, 8.24); Calibrated: 2015/11/27;
- Sensor-Surface: 1.4mm (Mechanical Surface Detection)
- Electronics: DAE4 Sn1358; Calibrated: 2015/8/27
- Phantom: SAM1; Type: QD000P40CD; Serial: TP:1753
- Measurement SW: DASY52, Version 52.8 (8); SEMCAD X Version 14.6.10 (7331)

Pin=250mW/Area Scan (61x61x1): Interpolated grid: dx=15mm, dy=15mm
Maximum value of SAR (interpolated) = 13.6 W/kg

Pin=250mW/Zoom Scan (5x5x7)/Cube 0: Measurement grid: dx=8mm, dy=8mm, dz=5mm
Reference Value = 90.79 V/m; Power Drift = 0.04 dB
Peak SAR (extrapolated) = 16.2 W/kg
SAR(1 g) = 9.07 W/kg; SAR(10 g) = 4.85 W/kg
Maximum value of SAR (measured) = 13.8 W/kg



0 dB = 13.8 W/kg

Test Laboratory: Sporton International Inc. SAR/HAC Testing Lab Date: 2016.8.2

System Check_Body_1750MHz_160802

DUT: D1750V2 - SN:1069

Communication System: UID 0, CW; Frequency: 1750 MHz;Duty Cycle: 1:1
Medium: MSL_1750_160802 Medium parameters used: f = 1750 MHz; σ = 1.498 S/m; ε_r = 53.463; ρ = 1000 kg/m^3
Ambient Temperature：23.7 ℃; Liquid Temperature：22.6 ℃

DASY5 Configuration:
- Probe: EX3DV4 - SN3857; ConvF(7.81, 7.81, 7.81); Calibrated: 2016.5.25;
- Sensor-Surface: 1.4mm (Mechanical Surface Detection)
- Electronics: DAE4 Sn1210; Calibrated: 2016.5.18
- Phantom: SAM2; Type: SAM; Serial: TP-1477
- Measurement SW: DASY52, Version 52.8 (8); SEMCAD X Version 14.6.10 (7331)

Pin=250mW/Area Scan (61x61x1): Interpolated grid: dx=15mm, dy=15mm
Maximum value of SAR (interpolated) = 12.9 W/kg

Pin=250mW/Zoom Scan (5x5x7)/Cube 0: Measurement grid: dx=8mm, dy=8mm, dz=5mm
Reference Value = 83.14 V/m; Power Drift = -0.03 dB
Peak SAR (extrapolated) = 16.0 W/kg
SAR(1 g) = 9.19 W/kg; SAR(10 g) = 4.92 W/kg
Maximum value of SAR (measured) = 12.9 W/kg

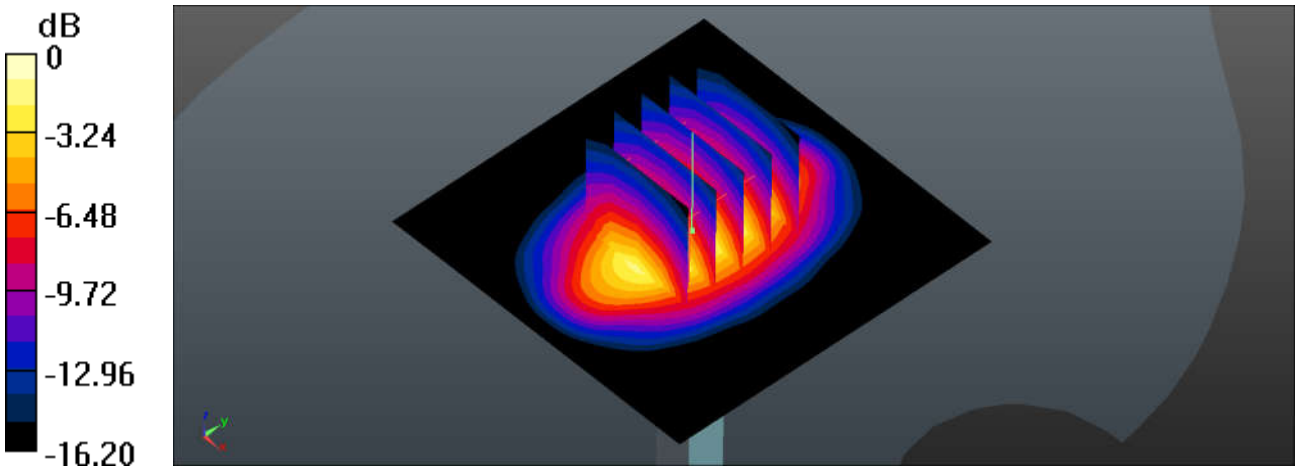

0 dB = 12.9 W/kg

Test Laboratory: Sporton International Inc. SAR/HAC Testing Lab Date: 2016/8/22

System Check_Body_1750MHz_20160822

DUT: Dipole 1750 MHz D1750V2

Communication System: UID 0, CW; Frequency: 1750 MHz;Duty Cycle: 1:1
Medium: MSL_1750_2016/08/22 Medium parameters used: f = 1750 MHz; σ = 1.503 S/m; ε_r = 52.575; ρ = 1000 kg/m^3
Ambient Temperature：23.3 ℃; Liquid Temperature ：22.3 ℃

DASY5 Configuration:
- Probe: EX3DV4 - SN3935; ConvF(8.24, 8.24, 8.24); Calibrated: 2015/11/27;
- Sensor-Surface: 1.4mm (Mechanical Surface Detection)
- Electronics: DAE4 Sn1358; Calibrated: 2015/8/27
- Phantom: SAM2; Type: QD000P40CD; Serial: TP:1754
- Measurement SW: DASY52, Version 52.8 (8); SEMCAD X Version 14.6.10 (7331)

Pin=250mW/Area Scan (61x61x1): Interpolated grid: dx=15mm, dy=15mm
Maximum value of SAR (interpolated) = 13.0 W/kg

Pin=250mW/Zoom Scan (5x5x7)/Cube 0: Measurement grid: dx=8mm, dy=8mm, dz=5mm
Reference Value = 92.21 V/m; Power Drift = 0.07 dB
Peak SAR (extrapolated) = 16.3 W/kg
SAR(1 g) = 9.15 W/kg; SAR(10 g) = 4.83 W/kg
Maximum value of SAR (measured) = 12.8 W/kg

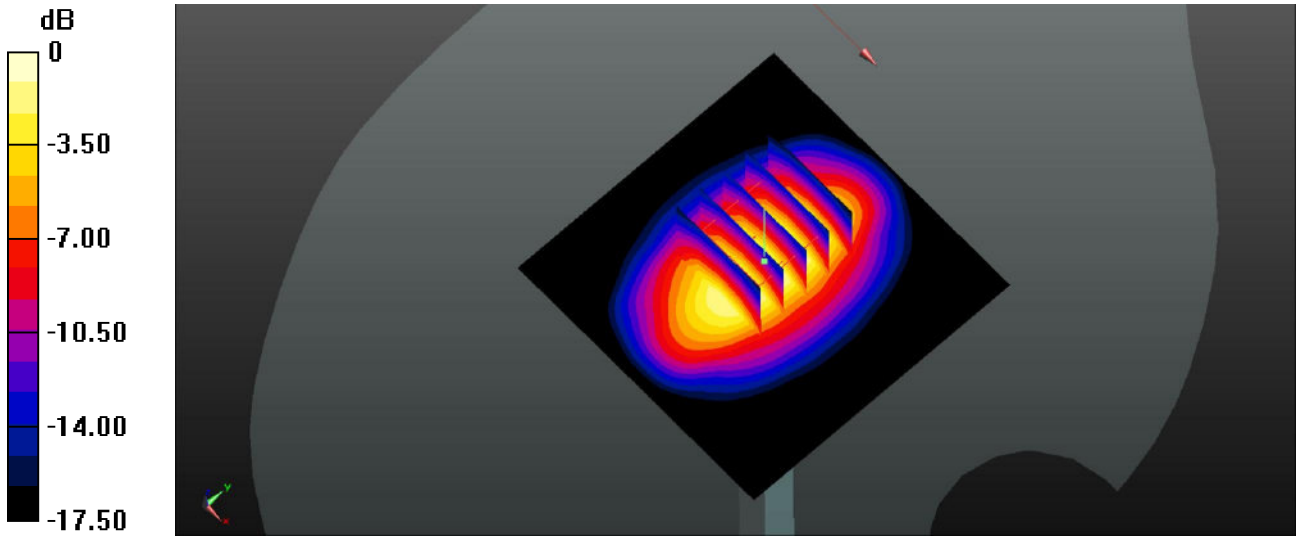

0 dB = 12.8 W/kg

Test Laboratory: Sporton International Inc. SAR/HAC Testing Lab Date: 2016/8/23

System Check_Body_1900MHz_20160823

DUT: Dipole 1900 MHz D1900V2

Communication System: UID 0, CW; Frequency: 1900 MHz;Duty Cycle: 1:1
Medium: MSL_1900_2016/08/23 Medium parameters used: f = 1900 MHz; σ = 1.558 S/m; ε_r = 55.398; ρ = 1000 kg/m^3
Ambient Temperature：23.5 ℃; Liquid Temperature ：22.6 ℃

DASY5 Configuration:
- Probe: EX3DV4 - SN3935; ConvF(7.99, 7.99, 7.99); Calibrated: 2015/11/27;
- Sensor-Surface: 1.4mm (Mechanical Surface Detection)
- Electronics: DAE4 Sn1358; Calibrated: 2015/8/27
- Phantom: SAM1; Type: QD000P40CD; Serial: TP:1753
- Measurement SW: DASY52, Version 52.8 (8); SEMCAD X Version 14.6.10 (7331)

Pin=250mW/Area Scan (61x61x1): Interpolated grid: dx=15mm, dy=15mm
Maximum value of SAR (interpolated) = 15.5 W/kg

Pin=250mW/Zoom Scan (5x5x7)/Cube 0: Measurement grid: dx=8mm, dy=8mm, dz=5mm
Reference Value = 83.56 V/m; Power Drift = 0.02 dB
Peak SAR (extrapolated) = 18.3 W/kg
SAR(1 g) = 10.1 W/kg; SAR(10 g) = 5.29 W/kg
Maximum value of SAR (measured) = 15.2 W/kg

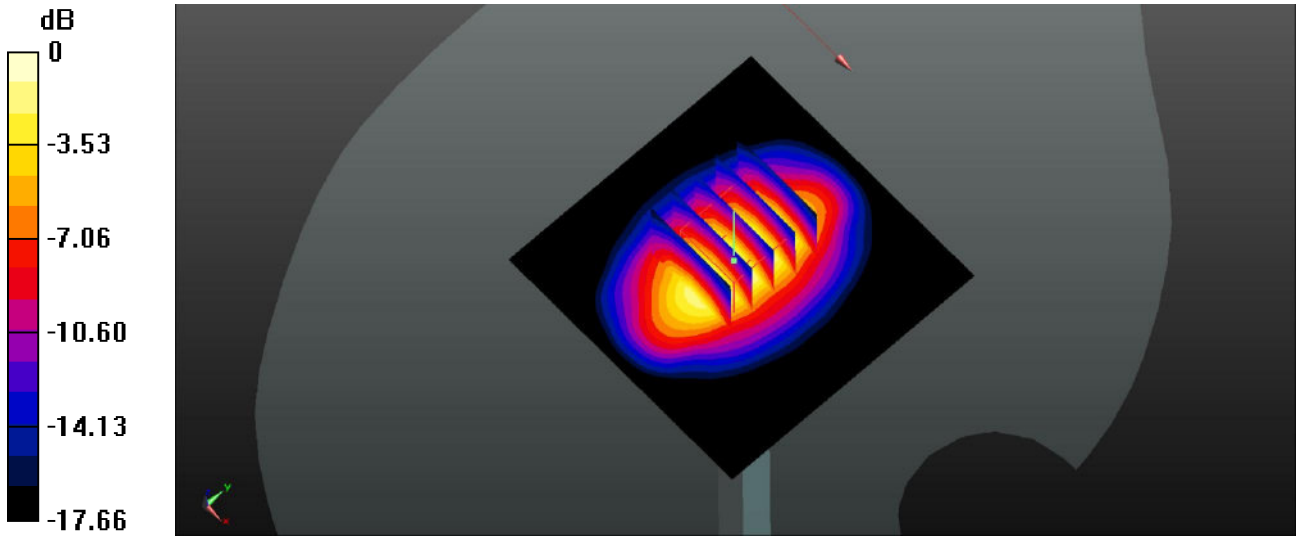

0 dB = 15.2 W/kg

Test Laboratory: Sporton International Inc. SAR/HAC Testing Lab Date: 2016/7/2

System Check_Body_2300MHz_20160702

Communication System: UID 0, CW; Frequency: 2300 MHz;Duty Cycle: 1:1
Medium: MSL_2300_2016/07/02 Medium parameters used: f = 2300 MHz; σ = 1.768 S/m; ε_r = 53.269; ρ = 1000 kg/m^3
Ambient Temperature：23.5 ℃; Liquid Temperature ：22.3 ℃

DASY5 Configuration:
- Probe: EX3DV4 - SN3935; ConvF(7.72, 7.72, 7.72); Calibrated: 2015/11/27;
- Sensor-Surface: 1.4mm (Mechanical Surface Detection)
- Electronics: DAE4 Sn1358; Calibrated: 2015/8/27
- Phantom: SAM1; Type: QD000P40CD; Serial: TP:1753
- Measurement SW: DASY52, Version 52.8 (8); SEMCAD X Version 14.6.10 (7331)

Pin=250mW/Area Scan (61x61x1): Interpolated grid: dx=12mm, dy=12mm
Maximum value of SAR (interpolated) = 18.6 W/kg

Pin=250mW/Zoom Scan (7x7x7)/Cube 0: Measurement grid: dx=5mm, dy=5mm, dz=5mm
Reference Value = 102.2 V/m; Power Drift = 0.09 dB
Peak SAR (extrapolated) = 24.1 W/kg
SAR(1 g) = 12.5 W/kg; SAR(10 g) = 6.07 W/kg
Maximum value of SAR (measured) = 18.5 W/kg

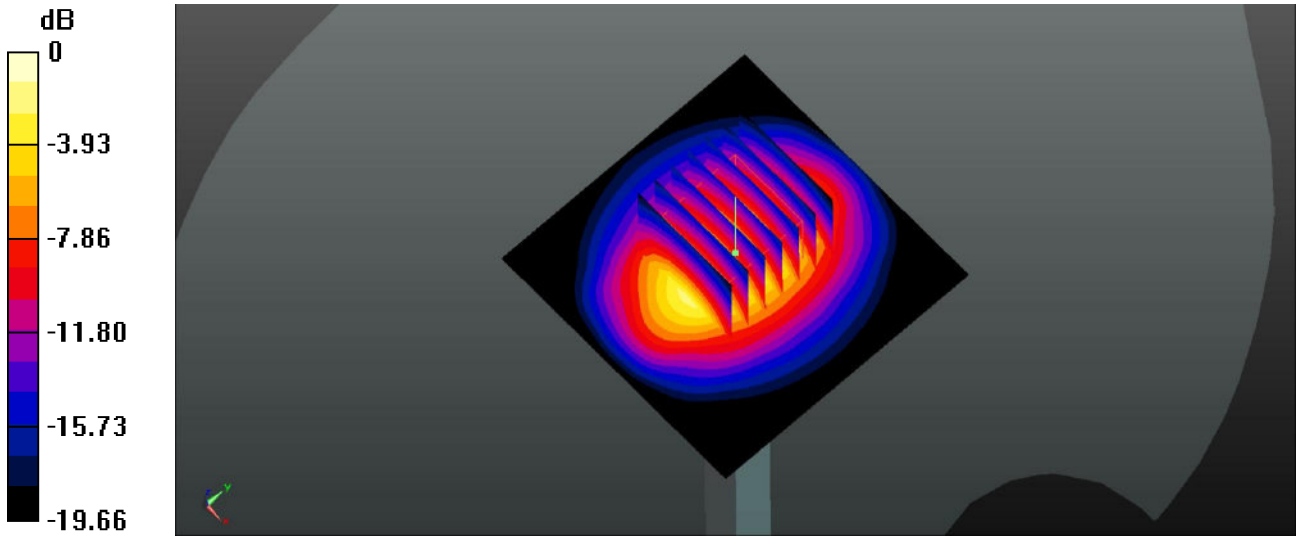

0 dB = 18.5 W/kg

Test Laboratory: Sporton International Inc. SAR/HAC Testing Lab Date: 2016/8/23

System Check_Body_2300MHz_20160823

DUT: D2300V2

Communication System: UID 0, CW; Frequency: 2300 MHz;Duty Cycle: 1:1
Medium: MSL_2300_2016/08/23 Medium parameters used: f = 2300 MHz; σ = 1.768 S/m; ε_r = 52.888; ρ = 1000 kg/m^3
Ambient Temperature：23.5 ℃; Liquid Temperature ：22.6 ℃

DASY5 Configuration:
- Probe: EX3DV4 - SN3935; ConvF(7.72, 7.72, 7.72); Calibrated: 2015/11/27;
- Sensor-Surface: 1.4mm (Mechanical Surface Detection)
- Electronics: DAE4 Sn1358; Calibrated: 2015/8/27
- Phantom: SAM2; Type: QD000P40CD; Serial: TP:1754
- Measurement SW: DASY52, Version 52.8 (8); SEMCAD X Version 14.6.10 (7331)

Pin=250mW/Area Scan (61x61x1): Interpolated grid: dx=12mm, dy=12mm
Maximum value of SAR (interpolated) = 18.6 W/kg

Pin=250mW/Zoom Scan (7x7x7)/Cube 0: Measurement grid: dx=5mm, dy=5mm, dz=5mm
Reference Value = 102.2 V/m; Power Drift = 0.09 dB
Peak SAR (extrapolated) = 24.1 W/kg
SAR(1 g) = 12.5 W/kg; SAR(10 g) = 6.07 W/kg
Maximum value of SAR (measured) = 18.5 W/kg

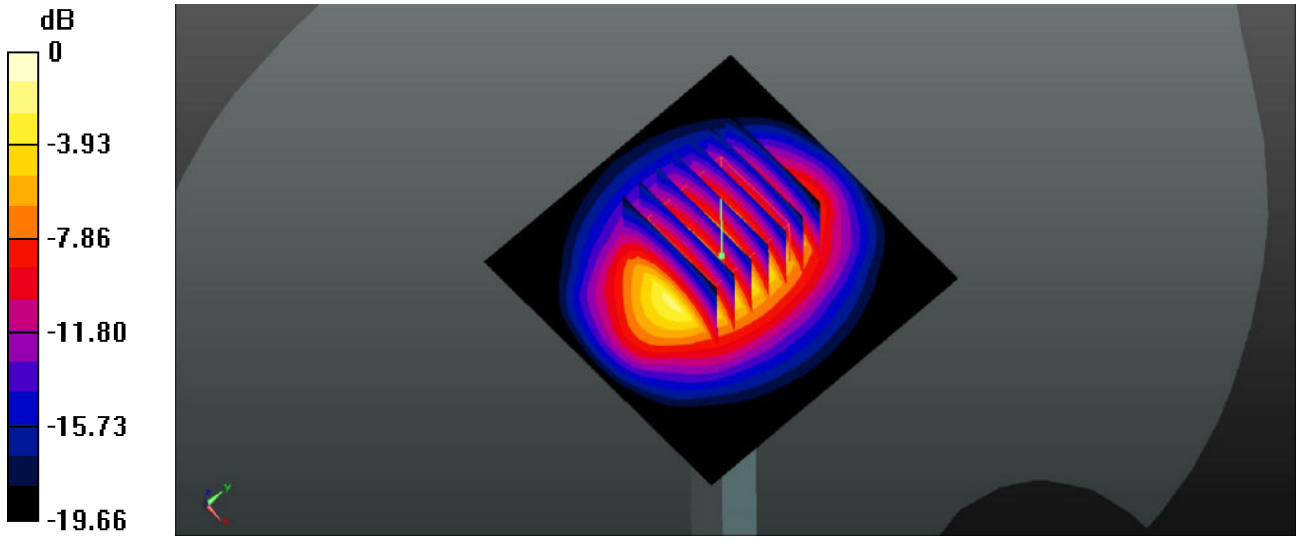

0 dB = 18.5 W/kg

Test Laboratory: Sporton International Inc. SAR/HAC Testing Lab Date: 2016/7/2

System Check_Body_2600MHz_20160702

DUT: Dipole 2600 MHz D2600V2

Communication System: UID 0, CW; Frequency: 2600 MHz;Duty Cycle: 1:1
Medium: MSL_2600_2016/07/02 Medium parameters used: f = 2600 MHz; σ = 2.178 S/m; ε_r = 52.247; ρ = 1000 kg/m^3
Ambient Temperature：23.5 ℃; Liquid Temperature ：22.3 ℃

DASY5 Configuration:
- Probe: EX3DV4 - SN3935; ConvF(7.37, 7.37, 7.37); Calibrated: 2015/11/27;
- Sensor-Surface: 1.4mm (Mechanical Surface Detection)
- Electronics: DAE4 Sn1358; Calibrated: 2015/8/27
- Phantom: SAM1; Type: QD000P40CD; Serial: TP:1753
- Measurement SW: DASY52, Version 52.8 (8); SEMCAD X Version 14.6.10 (7331)

Pin=250mW/Area Scan (81x81x1): Interpolated grid: dx=12mm, dy=12mm
Maximum value of SAR (interpolated) = 21.9 W/kg

Pin=250mW/Zoom Scan (7x7x7)/Cube 0: Measurement grid: dx=5mm, dy=5mm, dz=5mm
Reference Value = 84.11 V/m; Power Drift = 0.18 dB
Peak SAR (extrapolated) = 30.5 W/kg
SAR(1 g) = 14.4 W/kg; SAR(10 g) = 6.38 W/kg
Maximum value of SAR (measured) = 22.4 W/kg

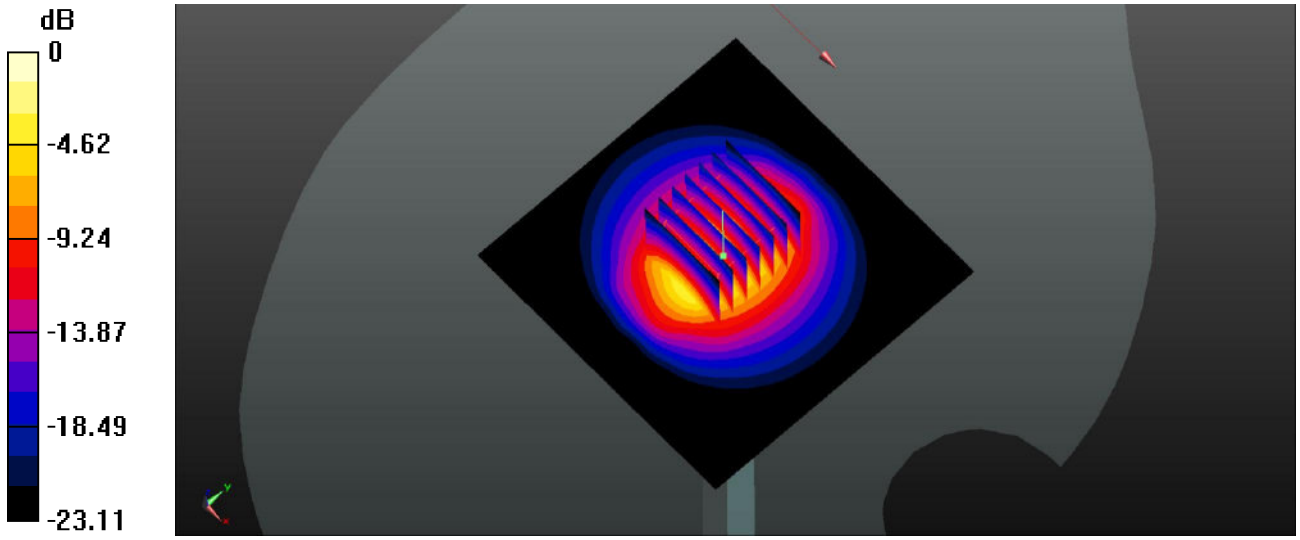

0 dB = 22.4 W/kg

Test Laboratory: Sporton International Inc. SAR/HAC Testing Lab Date: 2016/7/21

System Check_Head_2450MHz_20160721

DUT: Dipole 2450 MHz D2450V2

Communication System: UID 0, CW; Frequency: 2450 MHz;Duty Cycle: 1:1
Medium: HSL_2450_2016/07/21 Medium parameters used: f = 2450 MHz; σ = 1.845 S/m; ε_r = 37.668; ρ = 1000 kg/m^3
Ambient Temperature：23.5 ℃; Liquid Temperature ：22.5 ℃

DASY5 Configuration:
- Probe: EX3DV4 - SN3935; ConvF(7.49, 7.49, 7.49); Calibrated: 2015/11/27;
- Sensor-Surface: 1.4mm (Mechanical Surface Detection)
- Electronics: DAE4 Sn1358; Calibrated: 2015/8/27
- Phantom: SAM2; Type: QD000P40CD; Serial: TP:1754
- Measurement SW: DASY52, Version 52.8 (8); SEMCAD X Version 14.6.10 (7331)

Pin=250mW/Area Scan (71x71x1): Interpolated grid: dx=12mm, dy=12mm
Maximum value of SAR (interpolated) = 22.3 W/kg

Pin=250mW/Zoom Scan (7x7x7)/Cube 0: Measurement grid: dx=5mm, dy=5mm, dz=5mm
Reference Value = 92.41 V/m; Power Drift = -0.01 dB
Peak SAR (extrapolated) = 29.8 W/kg
SAR(1 g) = 13.7 W/kg; SAR(10 g) = 6.17 W/kg
Maximum value of SAR (measured) = 21.5 W/kg

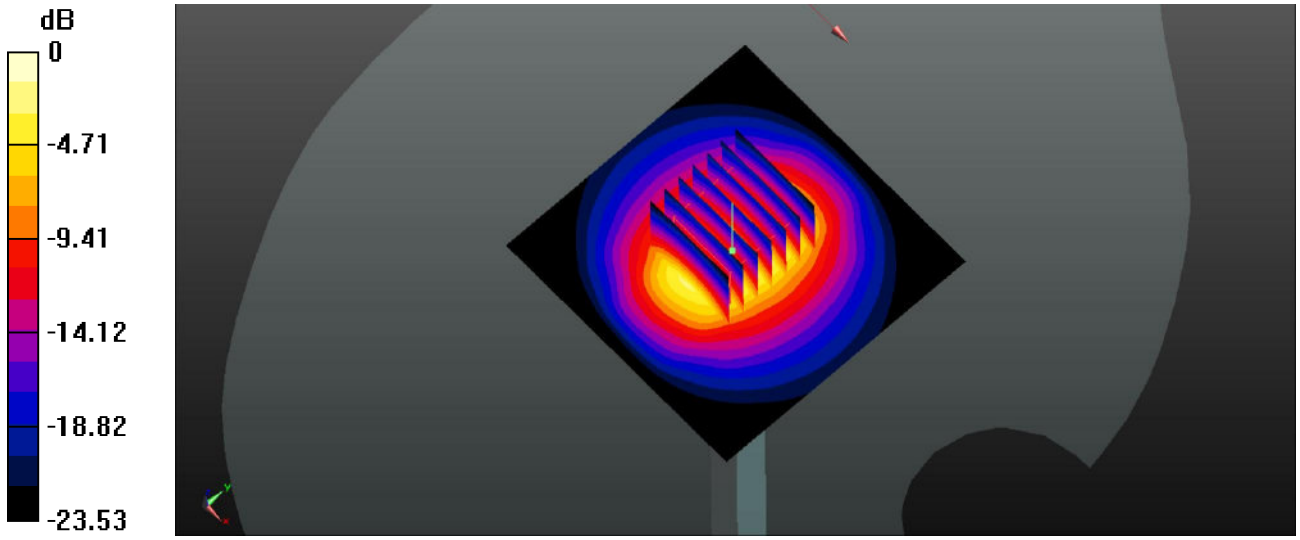

0 dB = 21.5 W/kg

Test Laboratory: Sporton International Inc. SAR/HAC Testing Lab Date: 2016/7/22

System Check_Head_5250MHz_20160722

DUT: Dipole 5GHz

Communication System: UID 0, CW (0); Frequency: 5250 MHz;Duty Cycle: 1:1
Medium: HSL_5G_2016/07/22 Medium parameters used: f = 5250 MHz; σ = 4.588 S/m; ε_r = 36.661; ρ = 1000 kg/m^3
Ambient Temperature：23.5 ℃; Liquid Temperature ：22.3 ℃

DASY5 Configuration:
- Probe: EX3DV4 - SN3935; ConvF(5.11, 5.11, 5.11); Calibrated: 2015/11/27;
- Sensor-Surface: 1.4mm (Mechanical Surface Detection)
- Electronics: DAE4 Sn1358; Calibrated: 2015/8/27
- Phantom: SAM2; Type: QD000P40CD; Serial: TP:1754
- Measurement SW: DASY52, Version 52.8 (8); SEMCAD X Version 14.6.10 (7331)

Pin=100mW/Area Scan (71x71x1): Interpolated grid: dx=10mm, dy=10mm
Maximum value of SAR (interpolated) = 17.8 W/kg

Pin=100mW/Zoom Scan (7x7x7)/Cube 0: Measurement grid: dx=4mm, dy=4mm, dz=1.4mm
Reference Value = 57.09 V/m; Power Drift = 0.03 dB
Peak SAR (extrapolated) = 29.7 W/kg
SAR(1 g) = 7.6 W/kg; SAR(10 g) = 2.1 W/kg
Maximum value of SAR (measured) = 18.8 W/kg



0 dB = 18.8 W/kg

Test Laboratory: Sporton International Inc. SAR/HAC Testing Lab Date: 2016/7/22

System Check_Head_5750MHz_20160722

DUT: Dipole 5GHz

Communication System: UID 0, CW (0); Frequency: 5750 MHz;Duty Cycle: 1:1
Medium: HSL_5G_2016/07/22 Medium parameters used: f = 5750 MHz; σ = 5.164 S/m; ε_r = 35.867; ρ = 1000 kg/m^3
Ambient Temperature：23.5 ℃; Liquid Temperature ：22.3 ℃

DASY5 Configuration:
- Probe: EX3DV4 - SN3935; ConvF(4.37, 4.37, 4.37); Calibrated: 2015/11/27;
- Sensor-Surface: 1.4mm (Mechanical Surface Detection)
- Electronics: DAE4 Sn1358; Calibrated: 2015/8/27
- Phantom: SAM2; Type: QD000P40CD; Serial: TP:1754
- Measurement SW: DASY52, Version 52.8 (8); SEMCAD X Version 14.6.10 (7331)

Pin=100mW/Area Scan (71x71x1): Interpolated grid: dx=10mm, dy=10mm
Maximum value of SAR (interpolated) = 19.6 W/kg

Pin=100mW/Zoom Scan (7x7x7)/Cube 0: Measurement grid: dx=4mm, dy=4mm, dz=1.4mm
Reference Value = 55.10 V/m; Power Drift = 0.07 dB
Peak SAR (extrapolated) = 32.2 W/kg
SAR(1 g) = 8.06 W/kg; SAR(10 g) = 2.28 W/kg
Maximum value of SAR (measured) = 19.9 W/kg

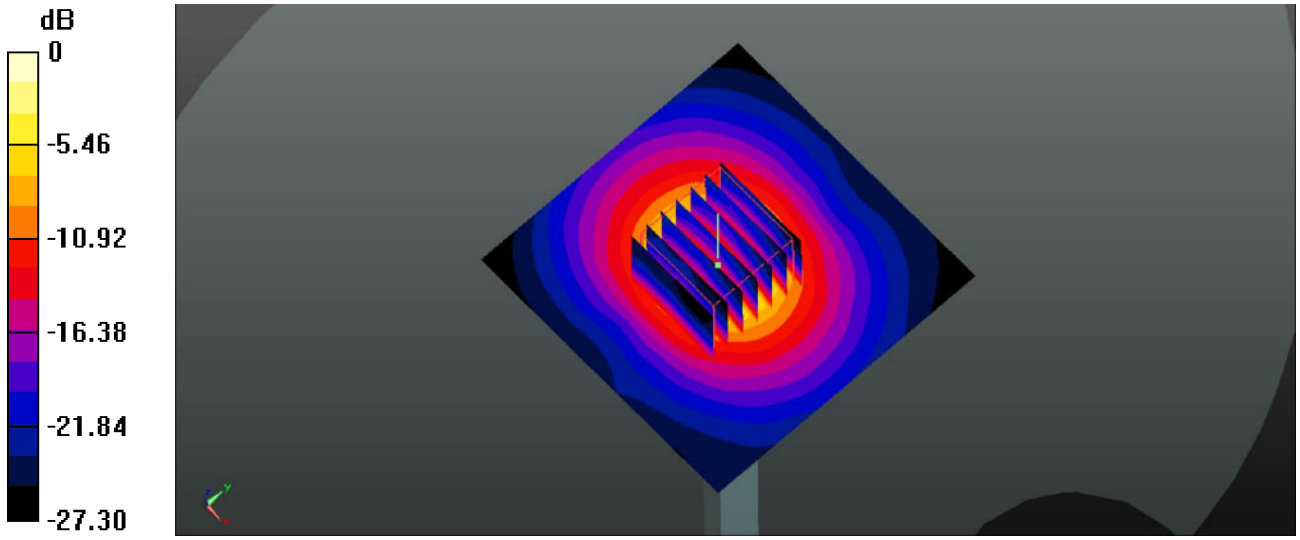

0 dB = 19.9 W/kg

Test Laboratory: Sporton International Inc. SAR/HAC Testing Lab Date: 2016/7/22

System Check_Body_2450MHz_20160722

DUT: Dipole 2450 MHz D2450V2

Communication System: UID 0, CW; Frequency: 2450 MHz;Duty Cycle: 1:1
Medium: MSL_2450_2016/07/22 Medium parameters used: f = 2450 MHz; σ = 1.972 S/m; ε_r = 51.844; ρ = 1000 kg/m^3
Ambient Temperature：23.5 ℃; Liquid Temperature ：22.5 ℃

DASY5 Configuration:
- Probe: EX3DV4 - SN3935; ConvF(7.55, 7.55, 7.55); Calibrated: 2015/11/27;
- Sensor-Surface: 1.4mm (Mechanical Surface Detection)
- Electronics: DAE4 Sn1358; Calibrated: 2015/8/27
- Phantom: SAM1; Type: QD000P40CD; Serial: TP:1753
- Measurement SW: DASY52, Version 52.8 (8); SEMCAD X Version 14.6.10 (7331)

Pin=250mW/Area Scan (81x81x1): Interpolated grid: dx=12mm, dy=12mm
Maximum value of SAR (interpolated) = 18.8 W/kg

Pin=250mW/Zoom Scan (7x7x7)/Cube 0: Measurement grid: dx=5mm, dy=5mm, dz=5mm
Reference Value = 84.65 V/m; Power Drift = 0.07 dB
Peak SAR (extrapolated) = 25.3 W/kg
SAR(1 g) = 12.4 W/kg; SAR(10 g) = 5.75 W/kg
Maximum value of SAR (measured) = 19.0 W/kg

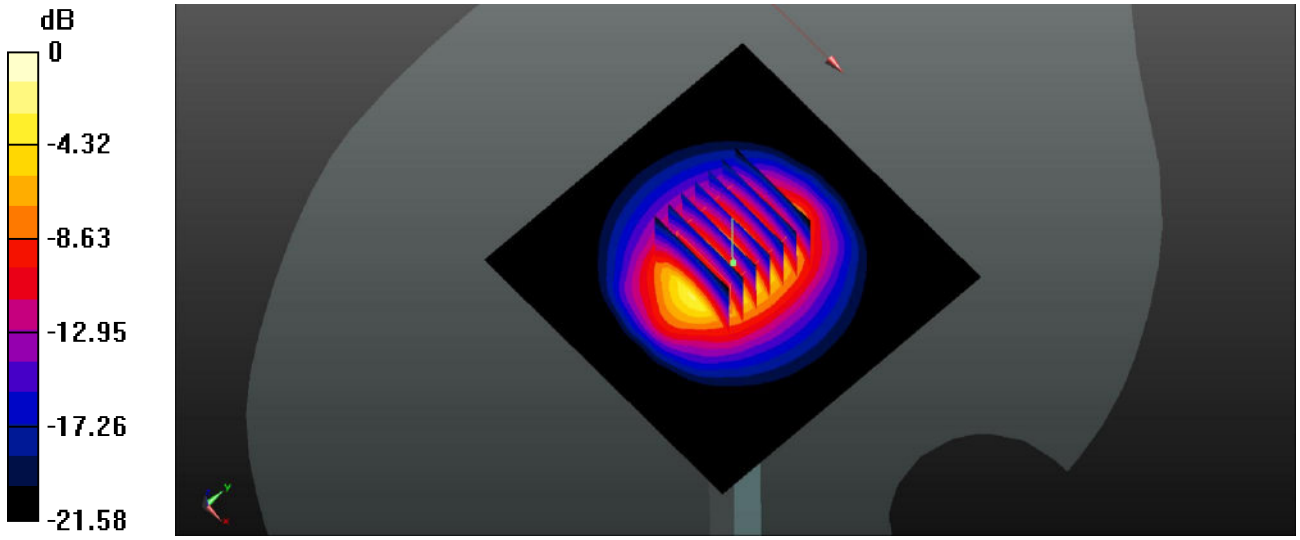

0 dB = 19.0 W/kg

Test Laboratory: Sporton International Inc. SAR/HAC Testing Lab Date: 2016/7/22

System Check_Body_5250MHz_20160722

DUT: Dipole 5GHz

Communication System: UID 0, CW (0); Frequency: 5250 MHz;Duty Cycle: 1:1
Medium: MSL_5G_2016/07/22 Medium parameters used: f = 5250 MHz; σ = 5.437 S/m; ε_r = 48.733; ρ = 1000 kg/m^3
Ambient Temperature：23.4 ℃; Liquid Temperature ：22.4 ℃

DASY5 Configuration:
- Probe: EX3DV4 - SN3935; ConvF(4.35, 4.35, 4.35); Calibrated: 2015/11/27;
- Sensor-Surface: 1.4mm (Mechanical Surface Detection)
- Electronics: DAE4 Sn1358; Calibrated: 2015/8/27
- Phantom: SAM1; Type: QD000P40CD; Serial: TP:1753
- Measurement SW: DASY52, Version 52.8 (8); SEMCAD X Version 14.6.10 (7331)

Pin=100mW/Area Scan (71x71x1): Interpolated grid: dx=10mm, dy=10mm
Maximum value of SAR (interpolated) = 17.7 W/kg

Pin=100mW/Zoom Scan (7x7x7)/Cube 0: Measurement grid: dx=4mm, dy=4mm, dz=1.4mm
Reference Value = 48.06 V/m; Power Drift = 0.09 dB
Peak SAR (extrapolated) = 29.5 W/kg
SAR(1 g) = 7.7 W/kg; SAR(10 g) = 2.08 W/kg
Maximum value of SAR (measured) = 18.6 W/kg

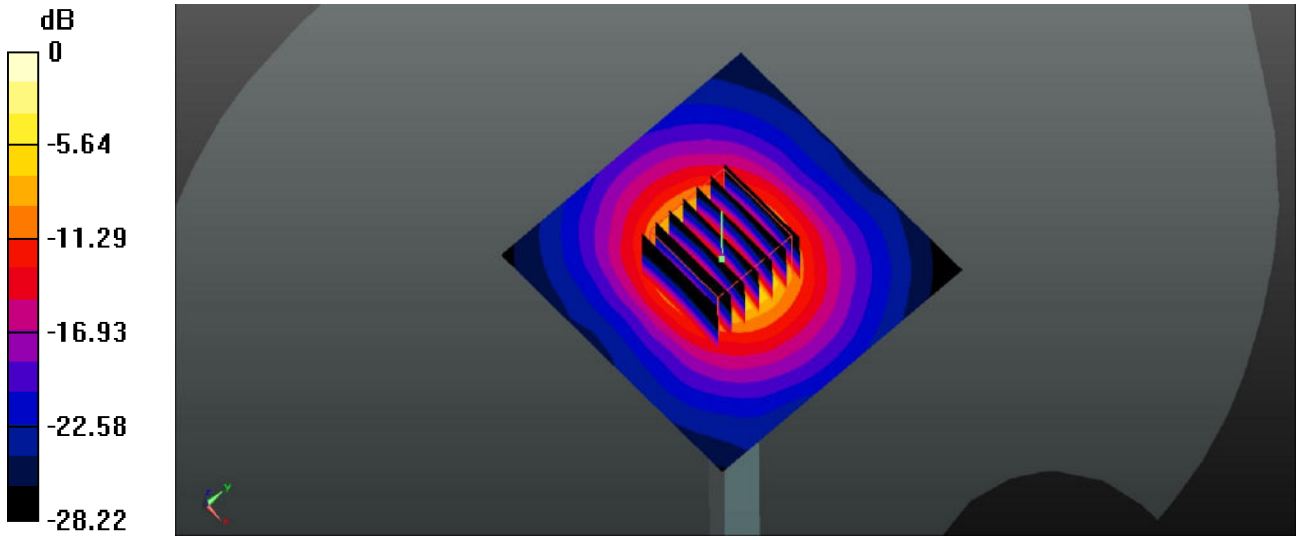

0 dB = 18.6 W/kg

Test Laboratory: Sporton International Inc. SAR/HAC Testing Lab Date: 2016/7/22

System Check_Body_5750MHz_20160722

DUT: Dipole 5GHz

Communication System: UID 0, CW (0); Frequency: 5750 MHz;Duty Cycle: 1:1
Medium: MSL_5G_2016/07/22 Medium parameters used: f = 5750 MHz; σ = 6.112 S/m; ε_r = 47.895; ρ = 1000 kg/m^3
Ambient Temperature：23.4 ℃; Liquid Temperature ：22.4 ℃

DASY5 Configuration:
- Probe: EX3DV4 - SN3935; ConvF(3.81, 3.81, 3.81); Calibrated: 2015/11/27;
- Sensor-Surface: 1.4mm (Mechanical Surface Detection)
- Electronics: DAE4 Sn1358; Calibrated: 2015/8/27
- Phantom: SAM1; Type: QD000P40CD; Serial: TP:1753
- Measurement SW: DASY52, Version 52.8 (8); SEMCAD X Version 14.6.10 (7331)

Pin=100mW/Area Scan (71x71x1): Interpolated grid: dx=10mm, dy=10mm
Maximum value of SAR (interpolated) = 19.2 W/kg

Pin=100mW/Zoom Scan (7x7x7)/Cube 0: Measurement grid: dx=4mm, dy=4mm, dz=1.4mm
Reference Value = 45.59 V/m; Power Drift = 0.08 dB
Peak SAR (extrapolated) = 32.5 W/kg
SAR(1 g) = 7.7 W/kg; SAR(10 g) = 2.11 W/kg
Maximum value of SAR (measured) = 19.4 W/kg

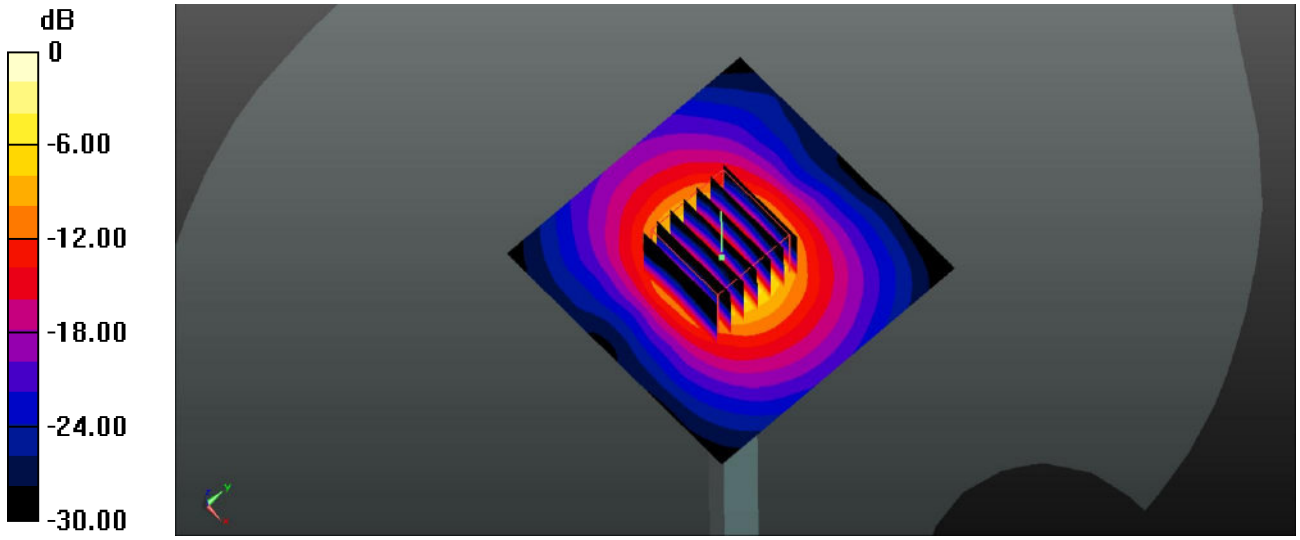

0 dB = 19.4 W/kg

Appendix B. Plots of High SAR Measurement

The plots are shown as follows.

Test Laboratory: Sporton International Inc. SAR/HAC Testing Lab Date: 2016/7/19

01_GSM850_GPRS(2 Tx slots)_Right Cheek_0mm_Ch251_Top Ant

Communication System: UID 0, GPRS (GMSK 2 Tx slot) (0); Frequency: 848.8 MHz;Duty Cycle: 1:4.15
Medium: HSL_835_2016/07/19 Medium parameters used: f = 849 MHz; σ = 0.913 S/m; ε_r = 41.583; ρ = 1000 kg/m^3
Ambient Temperature：23.8 ℃; Liquid Temperature ：22.5 ℃

DASY5 Configuration:
- Probe: EX3DV4 - SN3935; ConvF(10.15, 10.15, 10.15); Calibrated: 2015/11/27;
- Sensor-Surface: 1.4mm (Mechanical Surface Detection)
- Electronics: DAE4 Sn1358; Calibrated: 2015/8/27
- Phantom: SAM2; Type: QD000P40CD; Serial: TP:1754
- Measurement SW: DASY52, Version 52.8 (8); SEMCAD X Version 14.6.10 (7331)

Ch251/Area Scan (61x111x1): Interpolated grid: dx=15mm, dy=15mm
Maximum value of SAR (interpolated) = 1.35 W/kg

Ch251/Zoom Scan (5x5x7)/Cube 0: Measurement grid: dx=8mm, dy=8mm, dz=5mm
Reference Value = 15.27 V/m; Power Drift = 0.05 dB
Peak SAR (extrapolated) = 1.57 W/kg
SAR(1 g) = 0.693 W/kg; SAR(10 g) = 0.372 W/kg
Maximum value of SAR (measured) = 1.13 W/kg

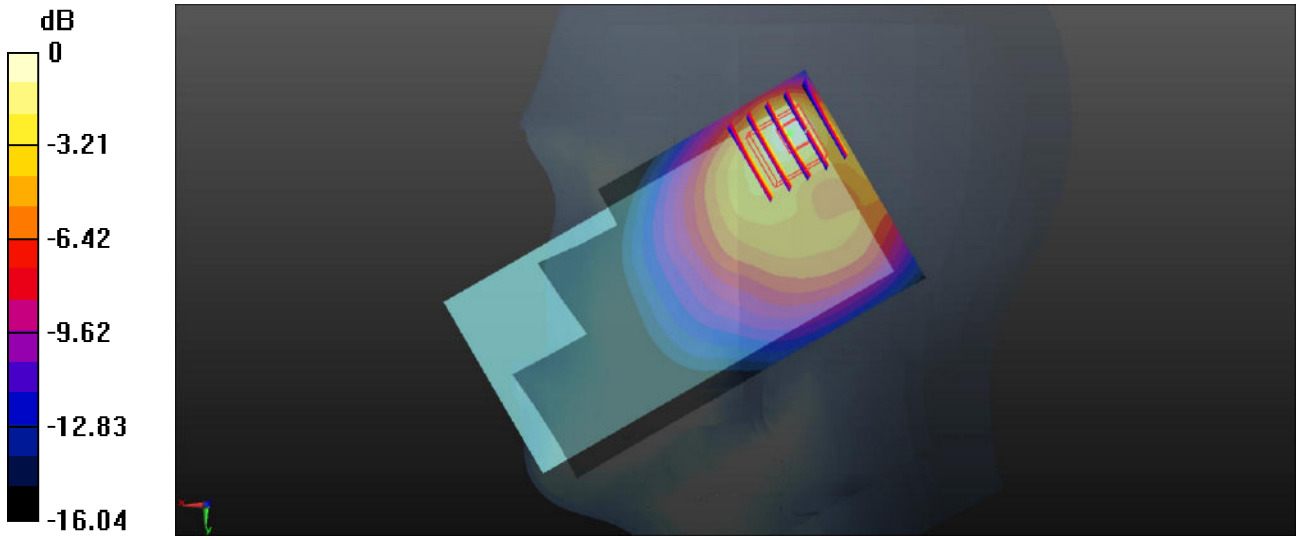

0 dB = 1.13 W/kg

Test Laboratory: Sporton International Inc. SAR/HAC Testing Lab Date: 2016/7/20

02_GSM1900_GPRS(4 Tx slots)_Right Cheek_0mm_Ch810_Top Ant

Communication System: UID 0, GPRS (GMSK 4 Tx slot) (0); Frequency: 1909.8 MHz;Duty Cycle: 1:2.08
Medium: HSL_1900_2016/07/20 Medium parameters used: f = 1910 MHz; σ = 1.43 S/m; ε_r = 41.238; ρ = 1000 kg/m^3
Ambient Temperature：23.7 ℃; Liquid Temperature ：22.5 ℃

DASY5 Configuration:
- Probe: EX3DV4 - SN3935; ConvF(8.37, 8.37, 8.37); Calibrated: 2015/11/27;
- Sensor-Surface: 1.4mm (Mechanical Surface Detection)
- Electronics: DAE4 Sn1358; Calibrated: 2015/8/27
- Phantom: SAM1; Type: QD000P40CD; Serial: TP:1753
- Measurement SW: DASY52, Version 52.8 (8); SEMCAD X Version 14.6.10 (7331)

Ch810/Area Scan (61x111x1): Interpolated grid: dx=15mm, dy=15mm
Maximum value of SAR (interpolated) = 1.31 W/kg

Ch810/Zoom Scan (5x5x7)/Cube 0: Measurement grid: dx=8mm, dy=8mm, dz=5mm
Reference Value = 10.40 V/m; Power Drift = -0.08 dB
Peak SAR (extrapolated) = 1.40 W/kg
SAR(1 g) = 0.792 W/kg; SAR(10 g) = 0.431 W/kg
Maximum value of SAR (measured) = 1.06 W/kg



0 dB = 1.06 W/kg

Test Laboratory: Sporton International Inc. SAR/HAC Testing Lab Date: 2016/7/19

03_WCDMA V_RMC 12.2Kbps_Right Cheek_0mm_Ch4182_Top Ant

Communication System: UID 0, WCDMA (0); Frequency: 836.4 MHz;Duty Cycle: 1:1
Medium: HSL_835_2016/07/19 Medium parameters used: f = 836.4 MHz; σ = 0.901 S/m; ε_r = 41.734; ρ = 1000 kg/m^3
Ambient Temperature：23.8 ℃; Liquid Temperature ：22.5 ℃

DASY5 Configuration:
- Probe: EX3DV4 - SN3935; ConvF(10.15, 10.15, 10.15); Calibrated: 2015/11/27;
- Sensor-Surface: 1.4mm (Mechanical Surface Detection)
- Electronics: DAE4 Sn1358; Calibrated: 2015/8/27
- Phantom: SAM2; Type: QD000P40CD; Serial: TP:1754
- Measurement SW: DASY52, Version 52.8 (8); SEMCAD X Version 14.6.10 (7331)

Ch4182/Area Scan (61x111x1): Interpolated grid: dx=15mm, dy=15mm
Maximum value of SAR (interpolated) = 1.51 W/kg

Ch4182/Zoom Scan (5x5x7)/Cube 0: Measurement grid: dx=8mm, dy=8mm, dz=5mm
Reference Value = 15.75 V/m; Power Drift = 0.03 dB
Peak SAR (extrapolated) = 1.96 W/kg
SAR(1 g) = 0.791 W/kg; SAR(10 g) = 0.412 W/kg
Maximum value of SAR (measured) = 1.42 W/kg

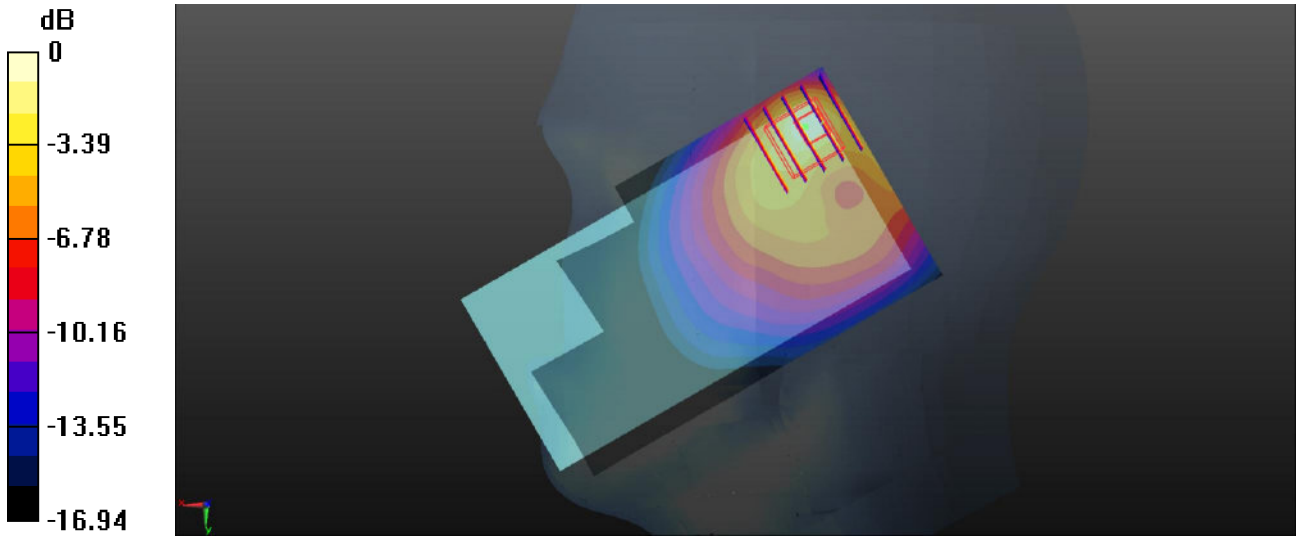

0 dB = 1.42 W/kg

Test Laboratory: Sporton International Inc. SAR/HAC Testing Lab Date: 2016/7/20

04_WCDMA IV_RMC 12.2Kbps_Right Cheek_0mm_Ch1413_Top Ant

Communication System: UID 0, WCDMA (0); Frequency: 1732.6 MHz;Duty Cycle: 1:1
Medium: HSL_1750_2016/07/20 Medium parameters used: f = 1733 MHz; σ = 1.35 S/m; ε_r = 40.809; ρ = 1000 kg/m^3
Ambient Temperature：23.5 ℃; Liquid Temperature ：22.4 ℃

DASY5 Configuration:
- Probe: EX3DV4 - SN3935; ConvF(8.69, 8.69, 8.69); Calibrated: 2015/11/27;
- Sensor-Surface: 1.4mm (Mechanical Surface Detection)
- Electronics: DAE4 Sn1358; Calibrated: 2015/8/27
- Phantom: SAM2; Type: QD000P40CD; Serial: TP:1754
- Measurement SW: DASY52, Version 52.8 (8); SEMCAD X Version 14.6.10 (7331)

Ch1413/Area Scan (61x111x1): Interpolated grid: dx=15mm, dy=15mm
Maximum value of SAR (interpolated) = 1.73 W/kg

Ch1413/Zoom Scan (5x5x7)/Cube 0: Measurement grid: dx=8mm, dy=8mm, dz=5mm
Reference Value = 16.57 V/m; Power Drift = -0.10 dB
Peak SAR (extrapolated) = 1.81 W/kg
SAR(1 g) = 1.04 W/kg; SAR(10 g) = 0.584 W/kg
Maximum value of SAR (measured) = 1.42 W/kg

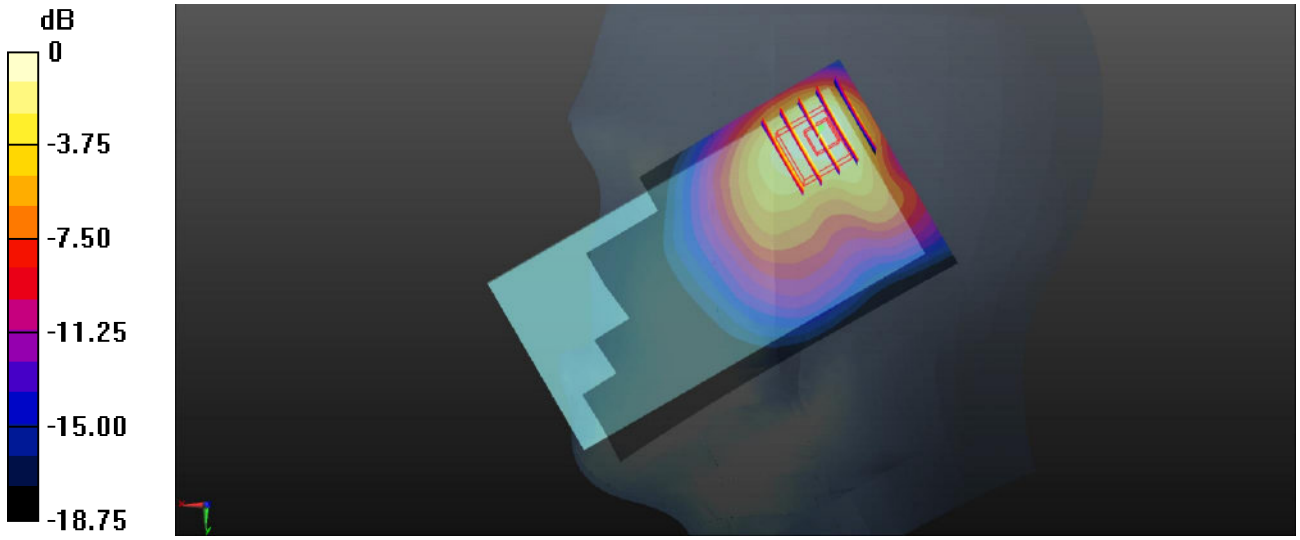

0 dB = 1.42 W/kg

Test Laboratory: Sporton International Inc. SAR/HAC Testing Lab Date: 2016/7/20

05_WCDMA II_RMC 12.2Kbps_Right Cheek_0mm_Ch9262_Top Ant

Communication System: UID 0, WCDMA (0); Frequency: 1852.4 MHz;Duty Cycle: 1:1
Medium: HSL_1900_2016/07/20 Medium parameters used: f = 1852.4 MHz; σ = 1.372 S/m; ε_r = 41.492; ρ = 1000 kg/m^3
Ambient Temperature：23.7 ℃; Liquid Temperature ：22.5 ℃

DASY5 Configuration:
- Probe: EX3DV4 - SN3935; ConvF(8.37, 8.37, 8.37); Calibrated: 2015/11/27;
- Sensor-Surface: 1.4mm (Mechanical Surface Detection)
- Electronics: DAE4 Sn1358; Calibrated: 2015/8/27
- Phantom: SAM1; Type: QD000P40CD; Serial: TP:1753
- Measurement SW: DASY52, Version 52.8 (8); SEMCAD X Version 14.6.10 (7331)

Ch9262/Area Scan (61x111x1): Interpolated grid: dx=15mm, dy=15mm
Maximum value of SAR (interpolated) = 1.42 W/kg

Ch9262/Zoom Scan (5x5x7)/Cube 0: Measurement grid: dx=8mm, dy=8mm, dz=5mm
Reference Value = 11.92 V/m; Power Drift = -0.03 dB
Peak SAR (extrapolated) = 1.39 W/kg
SAR(1 g) = 0.807 W/kg; SAR(10 g) = 0.446 W/kg
Maximum value of SAR (measured) = 1.15 W/kg

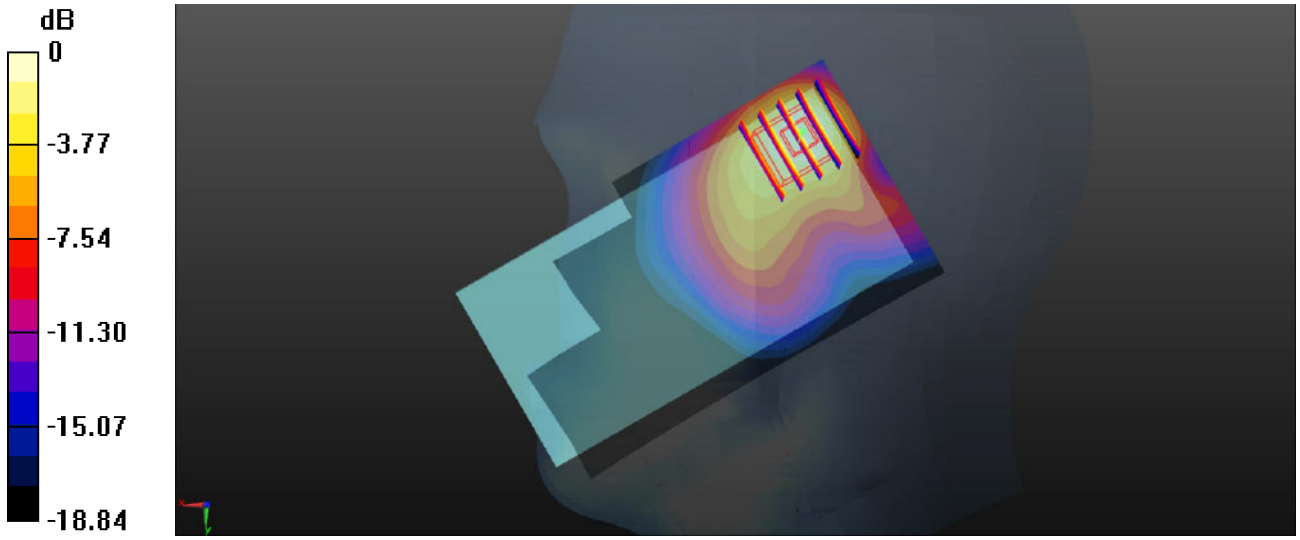

0 dB = 1.15 W/kg

Test Laboratory: Sporton International Inc. SAR/HAC Testing Lab Date: 2016/7/19

06_CDMA2000 BC10_1xRTT RC3 SO55_Right Cheek_0mm_Ch476_Top Ant

Communication System: UID 0, CDMA2000 (0); Frequency: 817.9 MHz;Duty Cycle: 1:1
Medium: HSL_835_2016/07/19 Medium parameters used: f = 817.9 MHz; σ = 0.883 S/m; ε_r = 41.972; ρ = 1000 kg/m^3
Ambient Temperature：23.8 ℃; Liquid Temperature ：22.5 ℃

DASY5 Configuration:
- Probe: EX3DV4 - SN3935; ConvF(10.15, 10.15, 10.15); Calibrated: 2015/11/27;
- Sensor-Surface: 1.4mm (Mechanical Surface Detection)
- Electronics: DAE4 Sn1358; Calibrated: 2015/8/27
- Phantom: SAM2; Type: QD000P40CD; Serial: TP:1754
- Measurement SW: DASY52, Version 52.8 (8); SEMCAD X Version 14.6.10 (7331)

Ch476/Area Scan (61x111x1): Interpolated grid: dx=15mm, dy=15mm
Maximum value of SAR (interpolated) = 1.13 W/kg

Ch476/Zoom Scan (5x5x7)/Cube 0: Measurement grid: dx=8mm, dy=8mm, dz=5mm
Reference Value = 13.02 V/m; Power Drift = 0.07 dB
Peak SAR (extrapolated) = 1.44 W/kg
SAR(1 g) = 0.581 W/kg; SAR(10 g) = 0.305 W/kg
Maximum value of SAR (measured) = 1.03 W/kg



0 dB = 1.03 W/kg

Test Laboratory: Sporton International Inc. SAR/HAC Testing Lab Date: 2016/7/19

07_CDMA2000 BC0_1xRTT RC3 SO55_Right Cheek_0mm_Ch1013_Top Ant

Communication System: UID 0, CDMA2000 (0); Frequency: 824.7 MHz;Duty Cycle: 1:1
Medium: HSL_835_2016/07/19 Medium parameters used: f = 825 MHz; σ = 0.89 S/m; ε_r = 41.88; ρ = 1000 kg/m^3
Ambient Temperature：23.8 ℃; Liquid Temperature ：22.5 ℃

DASY5 Configuration:
- Probe: EX3DV4 - SN3935; ConvF(10.15, 10.15, 10.15); Calibrated: 2015/11/27;
- Sensor-Surface: 1.4mm (Mechanical Surface Detection)
- Electronics: DAE4 Sn1358; Calibrated: 2015/8/27
- Phantom: SAM2; Type: QD000P40CD; Serial: TP:1754
- Measurement SW: DASY52, Version 52.8 (8); SEMCAD X Version 14.6.10 (7331)

Ch1013/Area Scan (61x111x1): Interpolated grid: dx=15mm, dy=15mm
Maximum value of SAR (interpolated) = 1.15 W/kg

Ch1013/Zoom Scan (5x5x7)/Cube 0: Measurement grid: dx=8mm, dy=8mm, dz=5mm
Reference Value = 13.05 V/m; Power Drift = 0.07 dB
Peak SAR (extrapolated) = 1.48 W/kg
SAR(1 g) = 0.594 W/kg; SAR(10 g) = 0.312 W/kg
Maximum value of SAR (measured) = 1.06 W/kg

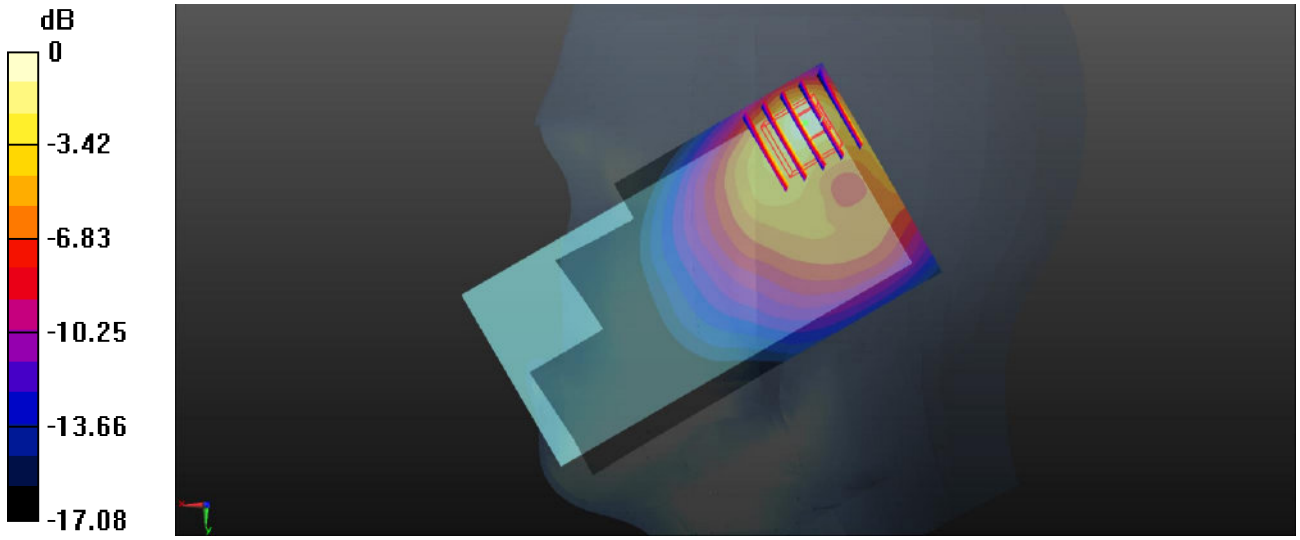

0 dB = 1.06 W/kg

Test Laboratory: Sporton International Inc. SAR/HAC Testing Lab Date: 2016/7/20

08_CDMA2000 BC1_1xRTT RC3 SO55_Right Cheek_0mm_Ch1175_Top Ant

Communication System: UID 0, CDMA2000 (0); Frequency: 1908.75 MHz;Duty Cycle: 1:1
Medium: HSL_1900_2016/07/20 Medium parameters used: f = 1909 MHz; σ = 1.43 S/m; ε_r = 41.242; ρ = 1000 kg/m^3
Ambient Temperature：23.7 ℃; Liquid Temperature ：22.5 ℃

DASY5 Configuration:
- Probe: EX3DV4 - SN3935; ConvF(8.37, 8.37, 8.37); Calibrated: 2015/11/27;
- Sensor-Surface: 1.4mm (Mechanical Surface Detection)
- Electronics: DAE4 Sn1358; Calibrated: 2015/8/27
- Phantom: SAM1; Type: QD000P40CD; Serial: TP:1753
- Measurement SW: DASY52, Version 52.8 (8); SEMCAD X Version 14.6.10 (7331)

Ch1175/Area Scan (61x111x1): Interpolated grid: dx=15mm, dy=15mm
Maximum value of SAR (interpolated) = 1.91 W/kg

Ch1175/Zoom Scan (5x5x7)/Cube 0: Measurement grid: dx=8mm, dy=8mm, dz=5mm
Reference Value = 12.59 V/m; Power Drift = -0.02 dB
Peak SAR (extrapolated) = 1.96 W/kg
SAR(1 g) = 1.1 W/kg; SAR(10 g) = 0.608 W/kg
Maximum value of SAR (measured) = 1.60 W/kg

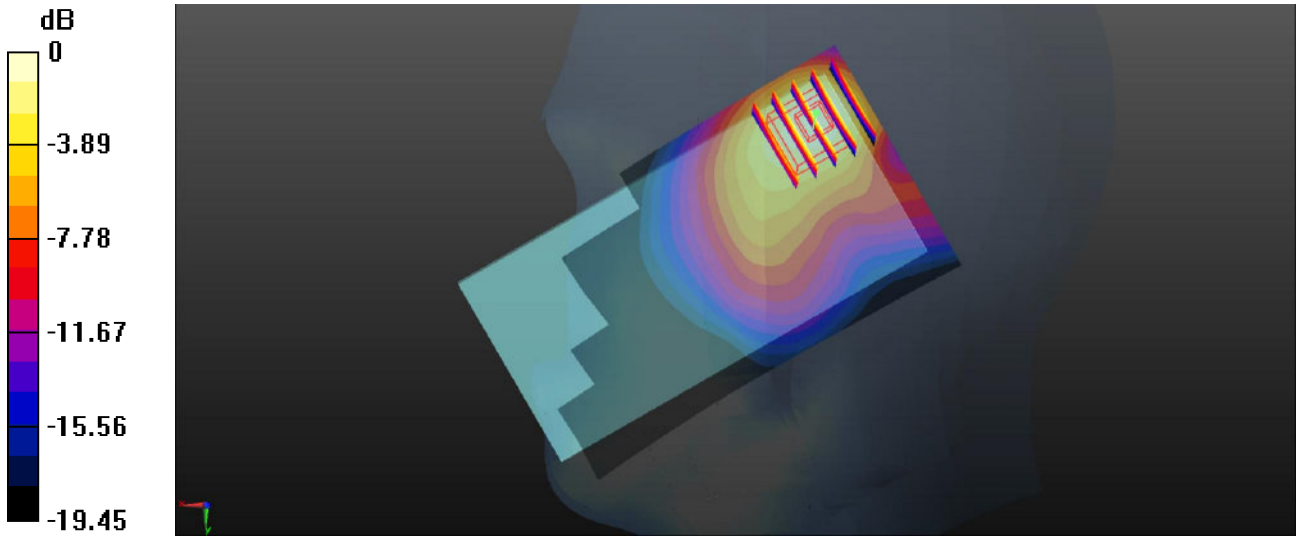

0 dB = 1.60 W/kg

Test Laboratory: Sporton International Inc. SAR/HAC Testing Lab Date: 2016/7/14

09_LTE Band 12_10M_QPSK_1RB_0offset_Right Cheek_0mm_Ch23095_Top Ant

Communication System: UID 0, FDD-LTE (0); Frequency: 707.5 MHz;Duty Cycle: 1:1
Medium: HSL_750_2016/07/14 Medium parameters used: f = 707.5 MHz; σ = 0.854 S/m; ε_r = 42.573; ρ = 1000 kg/m^3
Ambient Temperature：23.5 ℃; Liquid Temperature ：22.5 ℃

DASY5 Configuration:
- Probe: EX3DV4 - SN3935; ConvF(10.72, 10.72, 10.72); Calibrated: 2015/11/27;
- Sensor-Surface: 1.4mm (Mechanical Surface Detection)
- Electronics: DAE4 Sn1358; Calibrated: 2015/8/27
- Phantom: SAM1; Type: QD000P40CD; Serial: TP:1753
- Measurement SW: DASY52, Version 52.8 (8); SEMCAD X Version 14.6.10 (7331)

Ch23095/Area Scan (61x111x1): Interpolated grid: dx=15mm, dy=15mm
Maximum value of SAR (interpolated) = 0.893 W/kg

Ch23095/Zoom Scan (5x5x7)/Cube 0: Measurement grid: dx=8mm, dy=8mm, dz=5mm
Reference Value = 11.08 V/m; Power Drift = 0.08 dB
Peak SAR (extrapolated) = 1.14 W/kg
SAR(1 g) = 0.474 W/kg; SAR(10 g) = 0.239 W/kg
Maximum value of SAR (measured) = 0.816 W/kg

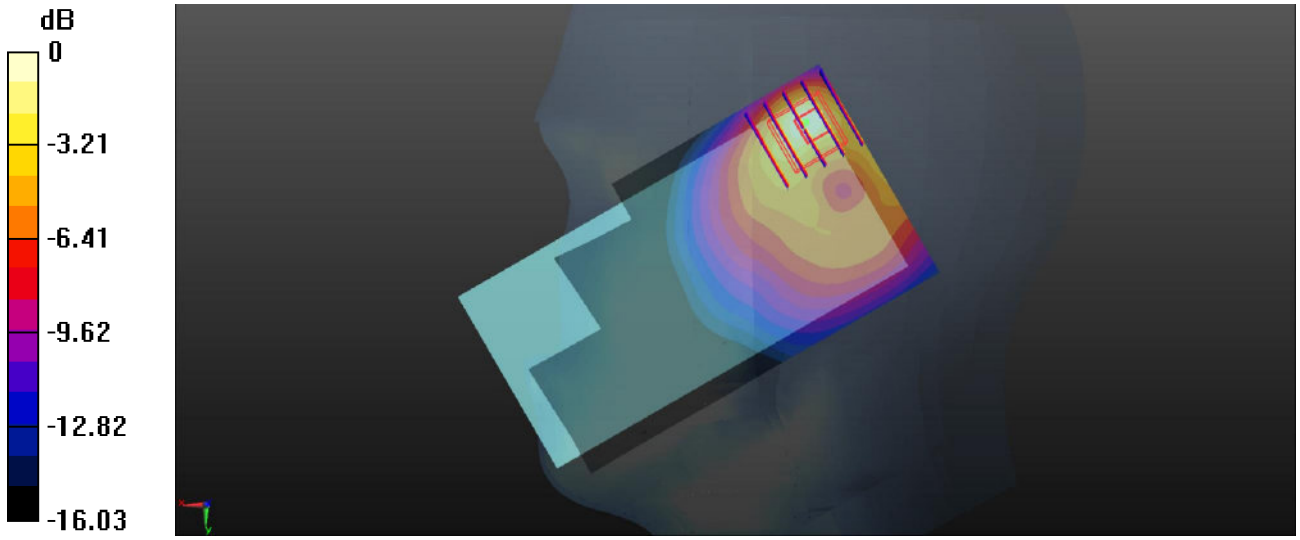

0 dB = 0.816 W/kg

Test Laboratory: Sporton International Inc. SAR/HAC Testing Lab Date: 2016/7/14

10_LTE Band 13_10M_QPSK_1RB_0offset_Right Cheek_0mm_Ch23230_Top Ant

Communication System: UID 0, FDD-LTE (0); Frequency: 782 MHz;Duty Cycle: 1:1
Medium: HSL_750_2016/07/14 Medium parameters used: f = 782 MHz; σ = 0.922 S/m; ε_r = 41.571; ρ = 1000 kg/m^3
Ambient Temperature：23.5 ℃; Liquid Temperature ：22.5 ℃

DASY5 Configuration:
- Probe: EX3DV4 - SN3935; ConvF(10.72, 10.72, 10.72); Calibrated: 2015/11/27;
- Sensor-Surface: 1.4mm (Mechanical Surface Detection)
- Electronics: DAE4 Sn1358; Calibrated: 2015/8/27
- Phantom: SAM1; Type: QD000P40CD; Serial: TP:1753
- Measurement SW: DASY52, Version 52.8 (8); SEMCAD X Version 14.6.10 (7331)

Ch23230/Area Scan (61x111x1): Interpolated grid: dx=15mm, dy=15mm
Maximum value of SAR (interpolated) = 1.05 W/kg

Ch23230/Zoom Scan (5x5x7)/Cube 0: Measurement grid: dx=8mm, dy=8mm, dz=5mm
Reference Value = 13.17 V/m; Power Drift = 0.01 dB
Peak SAR (extrapolated) = 1.32 W/kg
SAR(1 g) = 0.538 W/kg; SAR(10 g) = 0.274 W/kg
Maximum value of SAR (measured) = 0.957 W/kg

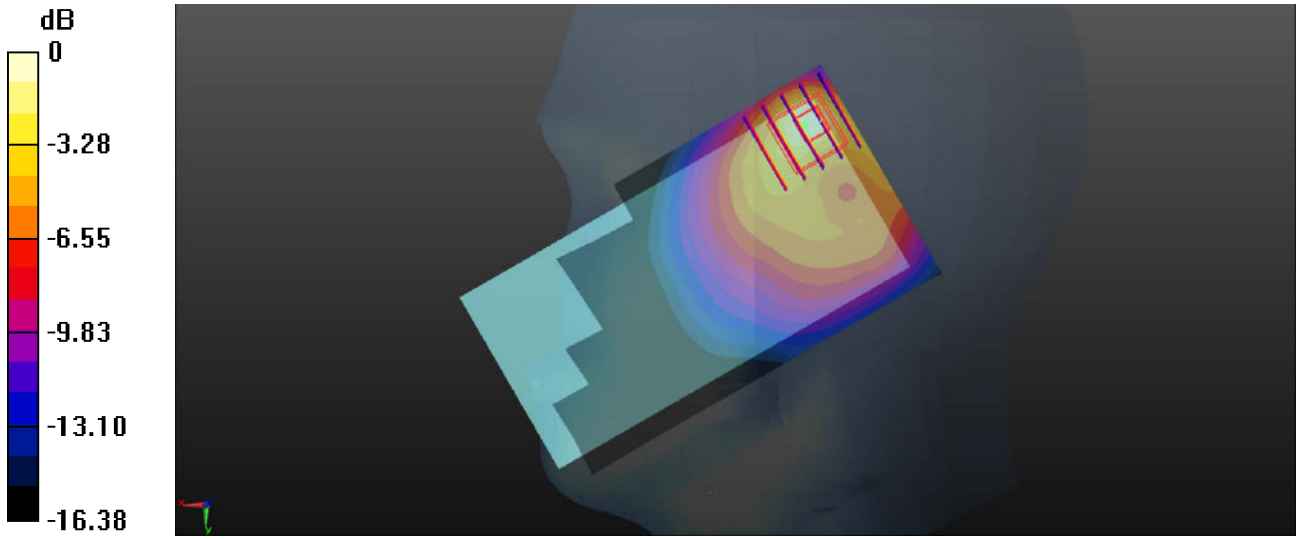

0 dB = 0.957 W/kg

Test Laboratory: Sporton International Inc. SAR/HAC Testing Lab Date: 2016/7/19

11_LTE Band 26_15M_QPSK_1RB_0offset_Right Cheek_0mm_Ch26865_Top Ant

Communication System: UID 0, FDD-LTE (0); Frequency: 831.5 MHz;Duty Cycle: 1:1
Medium: HSL_835_2016/07/19 Medium parameters used: f = 831.5 MHz; σ = 0.896 S/m; ε_r = 41.792; ρ = 1000 kg/m^3
Ambient Temperature：23.8 ℃; Liquid Temperature ：22.5 ℃

DASY5 Configuration:
- Probe: EX3DV4 - SN3935; ConvF(10.15, 10.15, 10.15); Calibrated: 2015/11/27;
- Sensor-Surface: 1.4mm (Mechanical Surface Detection)
- Electronics: DAE4 Sn1358; Calibrated: 2015/8/27
- Phantom: SAM2; Type: QD000P40CD; Serial: TP:1754
- Measurement SW: DASY52, Version 52.8 (8); SEMCAD X Version 14.6.10 (7331)

Ch26865/Area Scan (61x111x1): Interpolated grid: dx=15mm, dy=15mm
Maximum value of SAR (interpolated) = 1.07 W/kg

Ch26865/Zoom Scan (5x5x7)/Cube 0: Measurement grid: dx=8mm, dy=8mm, dz=5mm
Reference Value = 12.81 V/m; Power Drift = 0.05 dB
Peak SAR (extrapolated) = 1.31 W/kg
SAR(1 g) = 0.549 W/kg; SAR(10 g) = 0.294 W/kg
Maximum value of SAR (measured) = 0.944 W/kg

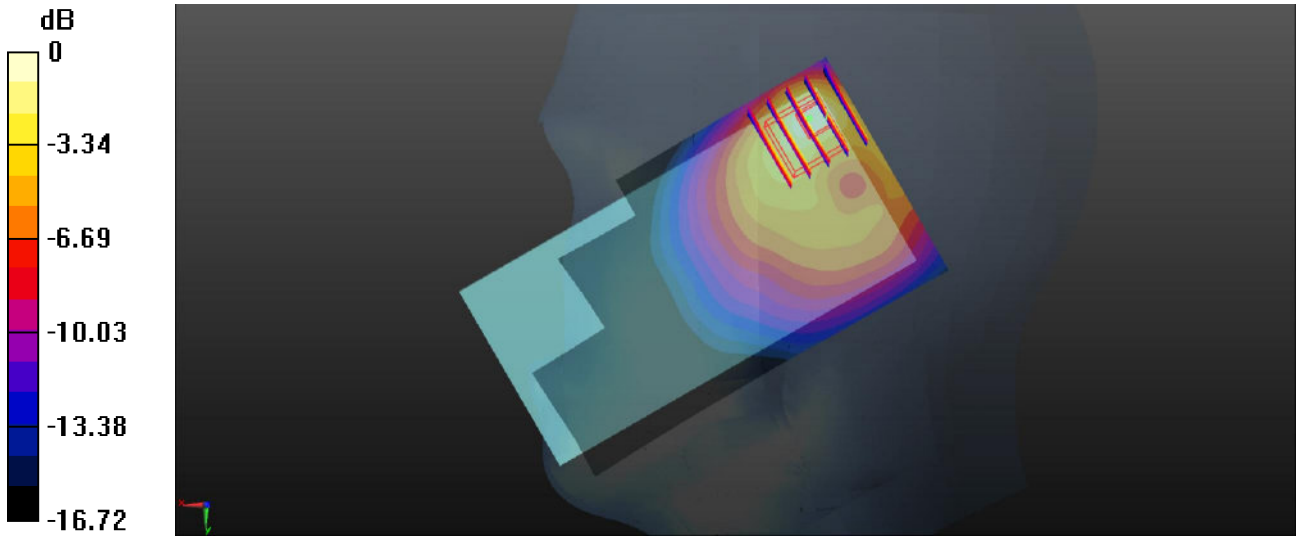

0 dB = 0.944 W/kg

Test Laboratory: Sporton International Inc. SAR/HAC Testing Lab Date: 2016/7/20

12_LTE Band 4_20M_QPSK_1RB_0offset_Right Cheek_0mm_Ch20175_Top Ant

Communication System: UID 0, FDD-LTE (0); Frequency: 1732.5 MHz;Duty Cycle: 1:1
Medium: HSL_1750_2016/07/20 Medium parameters used: f = 1732.5 MHz; σ = 1.349 S/m; ε_r = 40.812; ρ = 1000 kg/m^3
Ambient Temperature：23.5 ℃; Liquid Temperature ：22.4 ℃

DASY5 Configuration:
- Probe: EX3DV4 - SN3935; ConvF(8.69, 8.69, 8.69); Calibrated: 2015/11/27;
- Sensor-Surface: 1.4mm (Mechanical Surface Detection)
- Electronics: DAE4 Sn1358; Calibrated: 2015/8/27
- Phantom: SAM2; Type: QD000P40CD; Serial: TP:1754
- Measurement SW: DASY52, Version 52.8 (8); SEMCAD X Version 14.6.10 (7331)

Ch20175/Area Scan (61x111x1): Interpolated grid: dx=15mm, dy=15mm
Maximum value of SAR (interpolated) = 1.87 W/kg

Ch20175/Zoom Scan (5x5x7)/Cube 0: Measurement grid: dx=8mm, dy=8mm, dz=5mm
Reference Value = 16.11 V/m; Power Drift = -0.10 dB
Peak SAR (extrapolated) = 1.90 W/kg
SAR(1 g) = 1.07 W/kg; SAR(10 g) = 0.602 W/kg
Maximum value of SAR (measured) = 1.51 W/kg

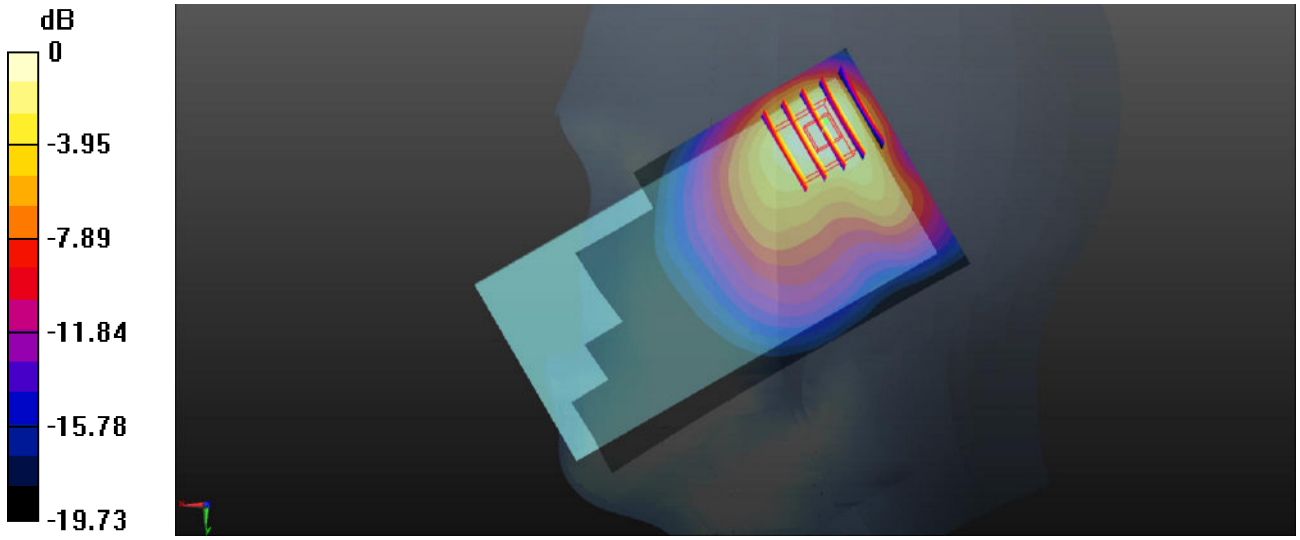

0 dB = 1.51 W/kg

Test Laboratory: Sporton International Inc. SAR/HAC Testing Lab Date: 2016/7/20

13_LTE Band 25_20M_QPSK_1RB_0offset_Right Cheek_0mm_Ch26590_Top Ant

Communication System: UID 0, FDD-LTE (0); Frequency: 1905 MHz;Duty Cycle: 1:1
Medium: HSL_1900_2016/07/20 Medium parameters used: f = 1905 MHz; σ = 1.426 S/m; ε_r = 41.26; ρ = 1000 kg/m^3
Ambient Temperature：23.7 ℃; Liquid Temperature ：22.5 ℃

DASY5 Configuration:
- Probe: EX3DV4 - SN3935; ConvF(8.37, 8.37, 8.37); Calibrated: 2015/11/27;
- Sensor-Surface: 1.4mm (Mechanical Surface Detection)
- Electronics: DAE4 Sn1358; Calibrated: 2015/8/27
- Phantom: SAM1; Type: QD000P40CD; Serial: TP:1753
- Measurement SW: DASY52, Version 52.8 (8); SEMCAD X Version 14.6.10 (7331)

Ch26590/Area Scan (61x111x1): Interpolated grid: dx=15mm, dy=15mm
Maximum value of SAR (interpolated) = 1.77 W/kg

Ch26590/Zoom Scan (5x5x7)/Cube 0: Measurement grid: dx=8mm, dy=8mm, dz=5mm
Reference Value = 11.69 V/m; Power Drift = -0.01 dB
Peak SAR (extrapolated) = 1.78 W/kg
SAR(1 g) = 1.01 W/kg; SAR(10 g) = 0.555 W/kg
Maximum value of SAR (measured) = 1.47 W/kg

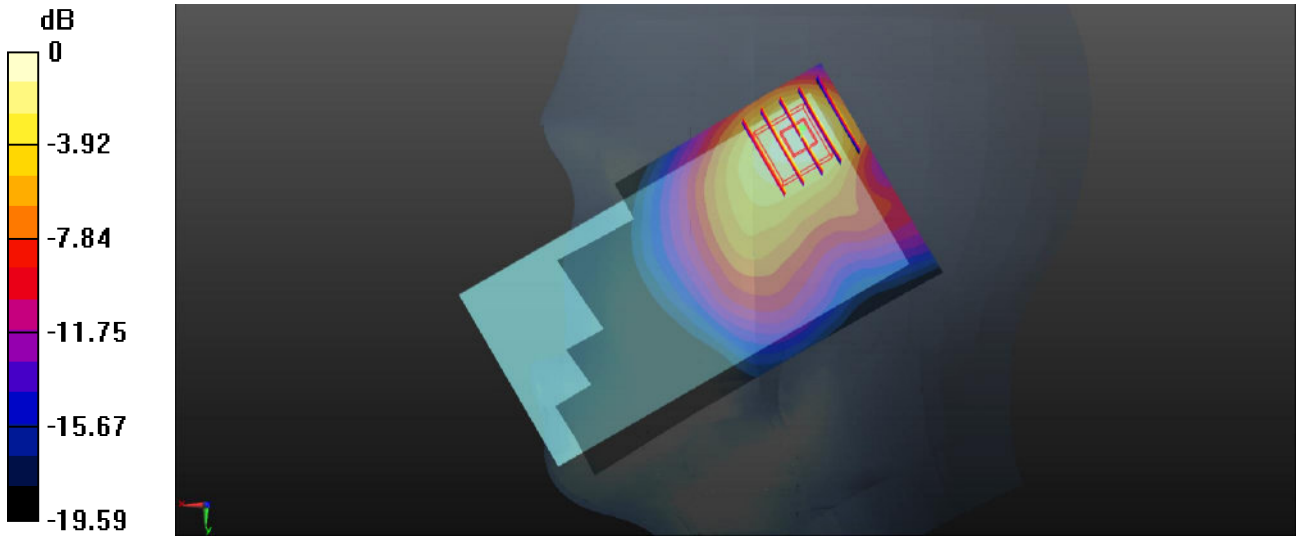

0 dB = 1.47 W/kg

Test Laboratory: Sporton International Inc. SAR/HAC Testing Lab Date: 2016/8/2

14_LTE Band 30_10M_QPSK_1RB_25offset_Right Cheek_0mm_Ch27710

Communication System: UID 0, FDD_LTE (0); Frequency: 2310 MHz;Duty Cycle: 1:1
Medium: HSL_2300_2016/08/02 Medium parameters used: f = 2310 MHz; σ = 1.699 S/m; ε_r = 38.749; ρ = 1000 kg/m^3
Ambient Temperature：23.7 ℃； Liquid Temperature：22.6 ℃

DASY5 Configuration:
- Probe: EX3DV4 - SN3857; ConvF(7.44, 7.44, 7.44); Calibrated: 2016.5.25;
- Sensor-Surface: 1.4mm (Mechanical Surface Detection)
- Electronics: DAE4 Sn1210; Calibrated: 2016.5.18
- Phantom: SAM2; Type: SAM; Serial: TP-1477
- Measurement SW: DASY52, Version 52.8 (8); SEMCAD X Version 14.6.10 (7331)

Ch27710/Area Scan (81x151x1): Interpolated grid: dx=12mm, dy=12mm
Maximum value of SAR (interpolated) = 1.33 W/kg

Ch27710/Zoom Scan (7x7x7)/Cube 0: Measurement grid: dx=5mm, dy=5mm, dz=5mm
Reference Value = 11.76 V/m; Power Drift = 0.03 dB
Peak SAR (extrapolated) = 1.94 W/kg
SAR(1 g) = 0.969 W/kg; SAR(10 g) = 0.501 W/kg
Maximum value of SAR (measured) = 1.35 W/kg

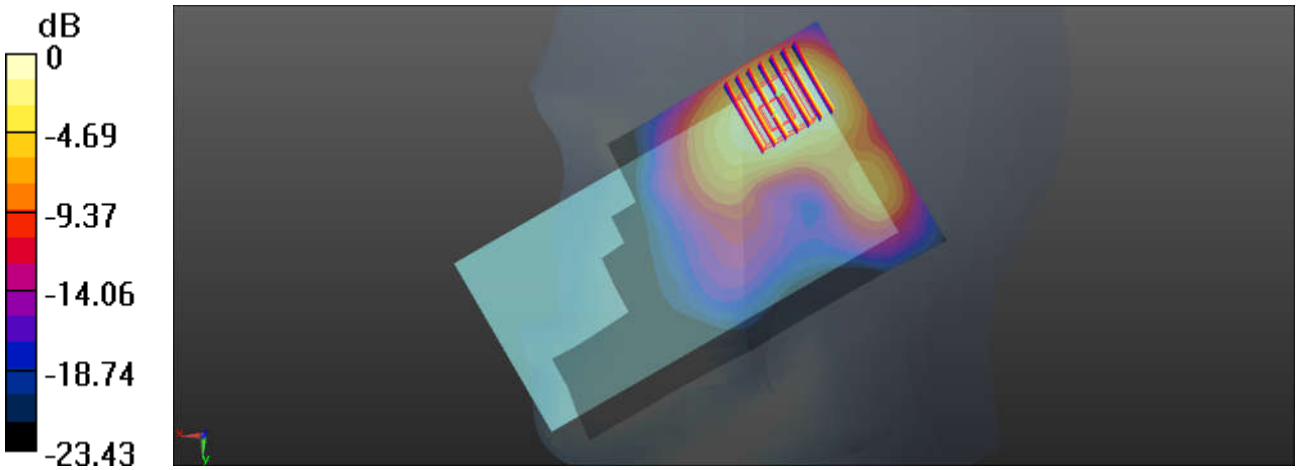

0 dB = 1.35 W/kg

Test Laboratory: Sporton International Inc. SAR/HAC Testing Lab Date: 2016/7/2

15_LTE Band 7_20M_QPSK_1RB_0offset_Left Cheek_0mm_Ch21350_Bottom Ant

Communication System: UID 0, FDD-LTE (0); Frequency: 2560 MHz;Duty Cycle: 1:1
Medium: HSL_2600_2016/07/02 Medium parameters used: f = 2560 MHz; σ = 2.008 S/m; ε_r = 38.536; ρ = 1000 kg/m^3
Ambient Temperature：23.5 ℃; Liquid Temperature ：22.5 ℃

DASY5 Configuration:
- Probe: EX3DV4 - SN3935; ConvF(7.26, 7.26, 7.26); Calibrated: 2015/11/27;
- Sensor-Surface: 1.4mm (Mechanical Surface Detection)
- Electronics: DAE4 Sn1358; Calibrated: 2015/8/27
- Phantom: SAM2; Type: QD000P40CD; Serial: TP:1754
- Measurement SW: DASY52, Version 52.8 (8); SEMCAD X Version 14.6.10 (7331)

Ch21350/Area Scan (81x141x1): Interpolated grid: dx=12mm, dy=12mm
Maximum value of SAR (interpolated) = 0.376 W/kg

Ch21350/Zoom Scan (7x7x7)/Cube 0: Measurement grid: dx=5mm, dy=5mm, dz=5mm
Reference Value = 3.475 V/m; Power Drift = 0.03 dB
Peak SAR (extrapolated) = 0.446 W/kg
SAR(1 g) = 0.257 W/kg; SAR(10 g) = 0.141 W/kg
Maximum value of SAR (measured) = 0.354 W/kg



0 dB = 0.354 W/kg

Test Laboratory: Sporton International Inc. SAR/HAC Testing Lab Date: 2016/7/2

16_LTE Band 41_20M_QPSK_1RB_0offset_Left Cheek_0mm_Ch40185_Bottom Ant

Communication System: UID 0, TDD-LTE (0); Frequency: 2549.5 MHz;Duty Cycle: 1:1.59
Medium: HSL_2600_2016/07/02 Medium parameters used: f = 2549.5 MHz; σ = 1.996 S/m; ε_r = 38.575; ρ = 1000 kg/m^3
Ambient Temperature：23.5 ℃; Liquid Temperature ：22.5 ℃

DASY5 Configuration:
- Probe: EX3DV4 - SN3935; ConvF(7.26, 7.26, 7.26); Calibrated: 2015/11/27;
- Sensor-Surface: 1.4mm (Mechanical Surface Detection)
- Electronics: DAE4 Sn1358; Calibrated: 2015/8/27
- Phantom: SAM2; Type: QD000P40CD; Serial: TP:1754
- Measurement SW: DASY52, Version 52.8 (8); SEMCAD X Version 14.6.10 (7331)

Ch40185/Area Scan (81x141x1): Interpolated grid: dx=12mm, dy=12mm
Maximum value of SAR (interpolated) = 0.128 W/kg

Ch40185/Zoom Scan (7x7x7)/Cube 0: Measurement grid: dx=5mm, dy=5mm, dz=5mm
Reference Value = 2.182 V/m; Power Drift = 0.03 dB
Peak SAR (extrapolated) = 0.157 W/kg
SAR(1 g) = 0.091 W/kg; SAR(10 g) = 0.050 W/kg
Maximum value of SAR (measured) = 0.123 W/kg



0 dB = 0.123 W/kg

Test Laboratory: Sporton International Inc. SAR/HAC Testing Lab Date: 2016/7/21

17_WLAN2.4GHz_802.11b 1Mbps_Left Cheek_0mm_Ch11_Ant 1

Communication System: UID 0, 802.11b (0); Frequency: 2462 MHz;Duty Cycle: 1:1.011
Medium: HSL_2450_2016/07/21 Medium parameters used: f = 2462 MHz; σ = 1.86 S/m; ε_r = 37.621; ρ = 1000 kg/m^3
Ambient Temperature：23.5 ℃; Liquid Temperature ：22.5 ℃

DASY5 Configuration:
- Probe: EX3DV4 - SN3935; ConvF(7.49, 7.49, 7.49); Calibrated: 2015/11/27;
- Sensor-Surface: 1.4mm (Mechanical Surface Detection)
- Electronics: DAE4 Sn1358; Calibrated: 2015/8/27
- Phantom: SAM2; Type: QD000P40CD; Serial: TP:1754
- Measurement SW: DASY52, Version 52.8 (8); SEMCAD X Version 14.6.10 (7331)

Ch11/Area Scan (81x151x1): Interpolated grid: dx=12mm, dy=12mm
Maximum value of SAR (interpolated) = 1.49 W/kg

Ch11/Zoom Scan (7x7x4)/Cube 0: Measurement grid: dx=5mm, dy=5mm, dz=5mm
Reference Value = 7.702 V/m; Power Drift = 0.07 dB
Peak SAR (extrapolated) = 2.41 W/kg
SAR(1 g) = 0.883 W/kg; SAR(10 g) = 0.353 W/kg
Maximum value of SAR (measured) = 1.71 W/kg



0 dB = 1.71 W/kg

Test Laboratory: Sporton International Inc. SAR/HAC Testing Lab Date: 2016/7/21

18_WLAN2.4GHz_802.11b 1Mbps_Right Cheek_0mm_Ch11_Ant 2

Communication System: UID 0, 802.11b (0); Frequency: 2462 MHz;Duty Cycle: 1:1.011
Medium: HSL_2450_2016/07/21 Medium parameters used: f = 2462 MHz; σ = 1.86 S/m; ε_r = 37.621; ρ = 1000 kg/m^3
Ambient Temperature：23.5 ℃; Liquid Temperature ：22.5 ℃

DASY5 Configuration:
- Probe: EX3DV4 - SN3935; ConvF(7.49, 7.49, 7.49); Calibrated: 2015/11/27;
- Sensor-Surface: 1.4mm (Mechanical Surface Detection)
- Electronics: DAE4 Sn1358; Calibrated: 2015/8/27
- Phantom: SAM2; Type: QD000P40CD; Serial: TP:1754
- Measurement SW: DASY52, Version 52.8 (8); SEMCAD X Version 14.6.10 (7331)

Ch11/Area Scan (81x151x1): Interpolated grid: dx=12mm, dy=12mm
Maximum value of SAR (interpolated) = 0.312 W/kg

Ch11/Zoom Scan (7x7x4)/Cube 0: Measurement grid: dx=5mm, dy=5mm, dz=5mm
Reference Value = 3.499 V/m; Power Drift = -0.04 dB
Peak SAR (extrapolated) = 0.400 W/kg
SAR(1 g) = 0.180 W/kg; SAR(10 g) = 0.097 W/kg
Maximum value of SAR (measured) = 0.284 W/kg



0 dB = 0.284 W/kg

Test Laboratory: Sporton International Inc. SAR/HAC Testing Lab Date: 2016/7/21

19_WLAN2.4GHz_802.11b 1Mbps_Left Cheek_0mm_Ch11_Ant 1+2

Communication System: UID 0, 802.11b (0); Frequency: 2462 MHz;Duty Cycle: 1:1.009
Medium: HSL_2450_2016/07/21 Medium parameters used: f = 2462 MHz; σ = 1.86 S/m; ε_r = 37.621; ρ = 1000 kg/m^3
Ambient Temperature：23.5 ℃; Liquid Temperature ：22.5 ℃

DASY5 Configuration:
- Probe: EX3DV4 - SN3935; ConvF(7.49, 7.49, 7.49); Calibrated: 2015/11/27;
- Sensor-Surface: 1.4mm (Mechanical Surface Detection)
- Electronics: DAE4 Sn1358; Calibrated: 2015/8/27
- Phantom: SAM2; Type: QD000P40CD; Serial: TP:1754
- Measurement SW: DASY52, Version 52.8 (8); SEMCAD X Version 14.6.10 (7331)

Ch11/Area Scan (81x141x1): Interpolated grid: dx=12mm, dy=12mm
Maximum value of SAR (interpolated) = 0.789 W/kg

Ch11/Zoom Scan (7x7x7)/Cube 0: Measurement grid: dx=5mm, dy=5mm, dz=5mm
Reference Value = 4.738 V/m; Power Drift = 0.03 dB
Peak SAR (extrapolated) = 1.00 W/kg
SAR(1 g) = 0.364 W/kg; SAR(10 g) = 0.143 W/kg
Maximum value of SAR (measured) = 0.748 W/kg

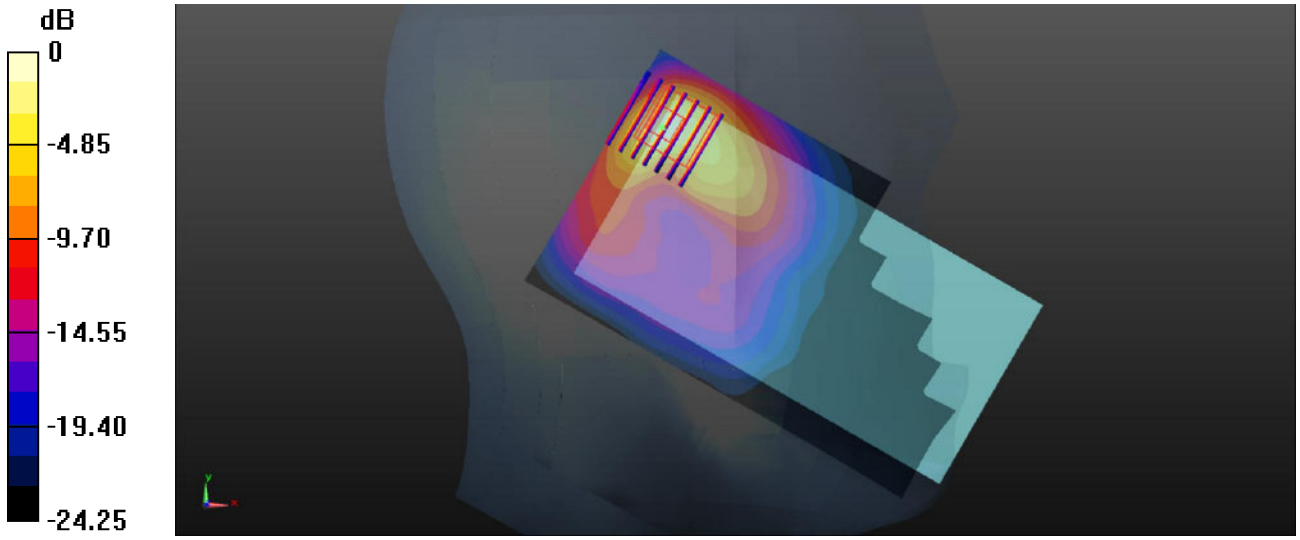

0 dB = 0.748 W/kg

Test Laboratory: Sporton International Inc. SAR/HAC Testing Lab Date: 2016/7/22

20_WLAN5.2GHz_802.11a 6Mbps_Left Cheek_0mm_Ch36_Ant 1

Communication System: UID 0, 802.11a (0); Frequency: 5180 MHz;Duty Cycle: 1:1.042
Medium: HSL_5G_2016/07/22 Medium parameters used: f = 5180 MHz; σ = 4.51 S/m; ε_r = 36.77; ρ = 1000 kg/m^3
Ambient Temperature：23.5 ℃; Liquid Temperature ：22.3 ℃

DASY5 Configuration:
- Probe: EX3DV4 - SN3935; ConvF(5.11, 5.11, 5.11); Calibrated: 2015/11/27;
- Sensor-Surface: 1.4mm (Mechanical Surface Detection)
- Electronics: DAE4 Sn1358; Calibrated: 2015/8/27
- Phantom: SAM2; Type: QD000P40CD; Serial: TP:1754
- Measurement SW: DASY52, Version 52.8 (8); SEMCAD X Version 14.6.10 (7331)

Ch36/Area Scan (101x171x1): Interpolated grid: dx=10mm, dy=10mm
Maximum value of SAR (interpolated) = 1.05 W/kg

Ch36/Zoom Scan (7x7x7)/Cube 0: Measurement grid: dx=4mm, dy=4mm, dz=1.4mm
Reference Value = 2.309 V/m; Power Drift = 0.05 dB
Peak SAR (extrapolated) = 1.77 W/kg
SAR(1 g) = 0.463 W/kg; SAR(10 g) = 0.163 W/kg
Maximum value of SAR (measured) = 1.09 W/kg

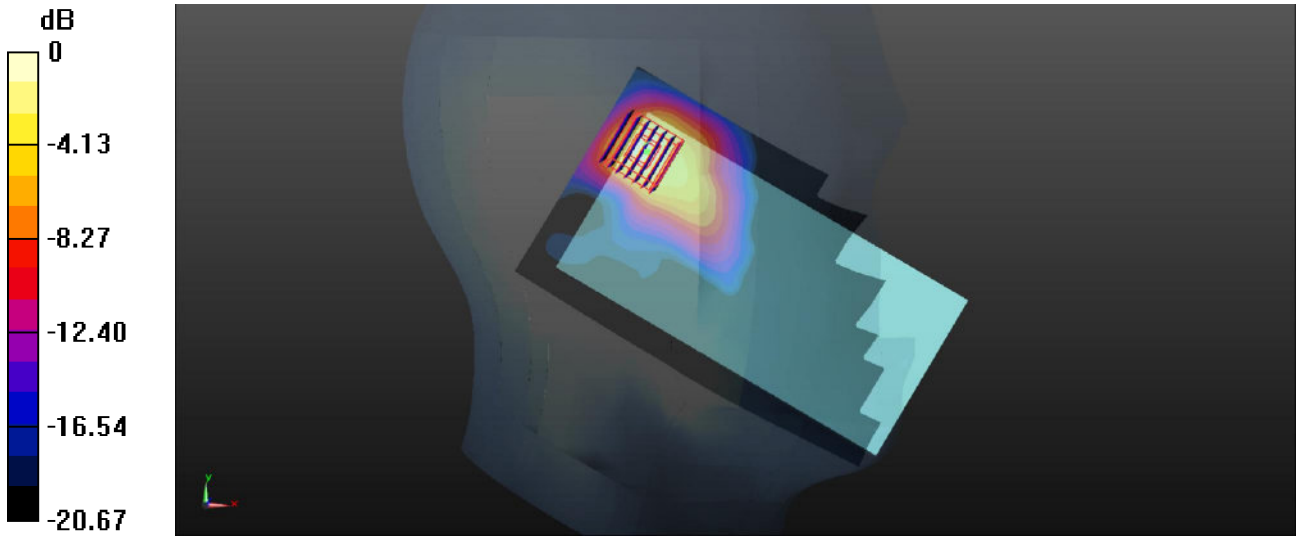

0 dB = 1.09 W/kg

Test Laboratory: Sporton International Inc. SAR/HAC Testing Lab Date: 2016/7/22

21_WLAN5.8GHz_802.11a 6Mbps_Left Cheek_0mm_Ch165_Ant 1

Communication System: UID 0, 802.11a (0); Frequency: 5825 MHz;Duty Cycle: 1:1.042
Medium: HSL_5G_2016/07/22 Medium parameters used: f = 5825 MHz; σ = 5.25 S/m; ε_r = 35.758; ρ = 1000 kg/m^3
Ambient Temperature：23.5 ℃; Liquid Temperature ：22.3 ℃

DASY5 Configuration:
- Probe: EX3DV4 - SN3935; ConvF(4.37, 4.37, 4.37); Calibrated: 2015/11/27;
- Sensor-Surface: 1.4mm (Mechanical Surface Detection)
- Electronics: DAE4 Sn1358; Calibrated: 2015/8/27
- Phantom: SAM2; Type: QD000P40CD; Serial: TP:1754
- Measurement SW: DASY52, Version 52.8 (8); SEMCAD X Version 14.6.10 (7331)

Ch165/Area Scan (101x171x1): Interpolated grid: dx=10mm, dy=10mm
Maximum value of SAR (interpolated) = 0.184 W/kg

Ch165/Zoom Scan (7x7x7)/Cube 0: Measurement grid: dx=4mm, dy=4mm, dz=1.4mm
Reference Value = 1.830 V/m; Power Drift = 0.08 dB
Peak SAR (extrapolated) = 0.356 W/kg
SAR(1 g) = 0.089 W/kg; SAR(10 g) = 0.035 W/kg
Maximum value of SAR (measured) = 0.214 W/kg

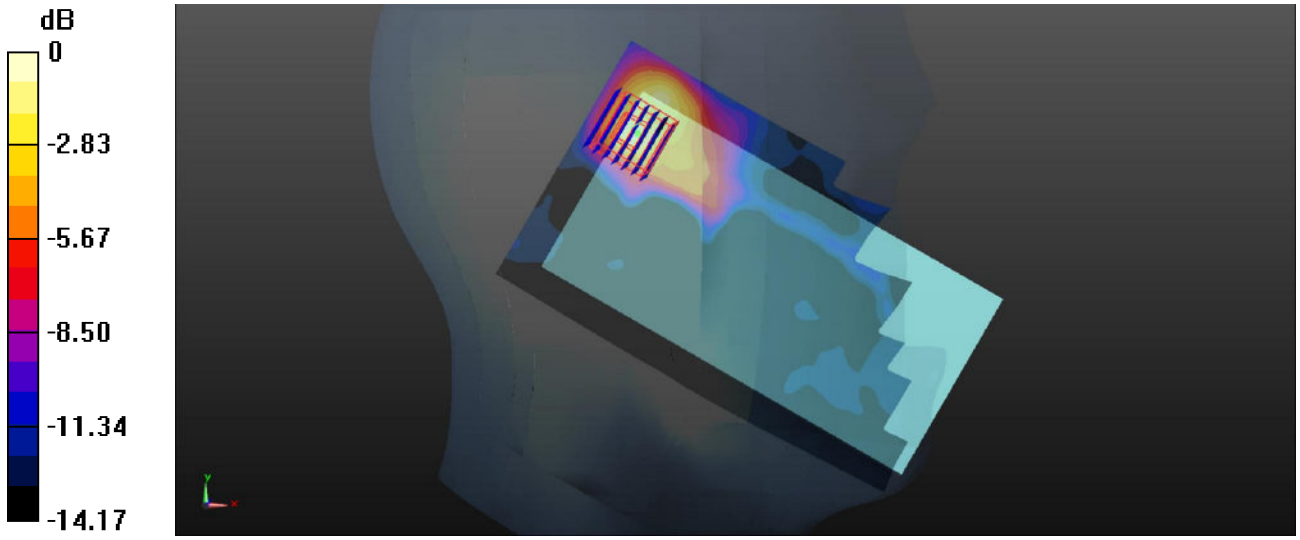

0 dB = 0.214 W/kg

Test Laboratory: Sporton International Inc. SAR/HAC Testing Lab Date: 2016/7/19

22_GSM850_GPRS(2 Tx slots)_Back_10mm_Ch189_Top Ant

Communication System: UID 0, GPRS (GMSK 2 Tx slot) (0); Frequency: 836.4 MHz;Duty Cycle: 1:4.15
Medium: MSL_835_2016/07/19 Medium parameters used: f = 836.4 MHz; σ = 0.979 S/m; ε_r = 54.452; ρ = 1000 kg/m^3
Ambient Temperature：23.8 ℃; Liquid Temperature ：22.5 ℃

DASY5 Configuration:
- Probe: EX3DV4 - SN3935; ConvF(10.3, 10.3, 10.3); Calibrated: 2015/11/27;
- Sensor-Surface: 1.4mm (Mechanical Surface Detection)
- Electronics: DAE4 Sn1358; Calibrated: 2015/8/27
- Phantom: SAM2; Type: QD000P40CD; Serial: TP:1754
- Measurement SW: DASY52, Version 52.8 (8); SEMCAD X Version 14.6.10 (7331)

Ch189/Area Scan (61x121x1): Interpolated grid: dx=15mm, dy=15mm
Maximum value of SAR (interpolated) = 0.383 W/kg

Ch189/Zoom Scan (5x5x7)/Cube 0: Measurement grid: dx=8mm, dy=8mm, dz=5mm
Reference Value = 9.548 V/m; Power Drift = -0.03 dB
Peak SAR (extrapolated) = 0.549 W/kg
SAR(1 g) = 0.290 W/kg; SAR(10 g) = 0.158 W/kg
Maximum value of SAR (measured) = 0.441 W/kg

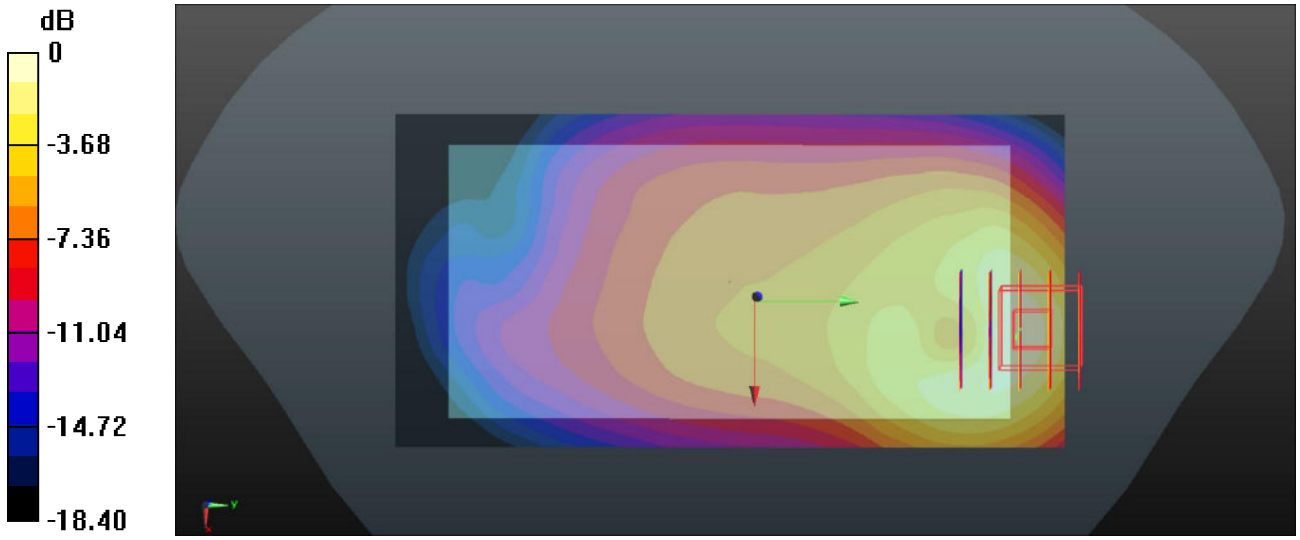

0 dB = 0.441 W/kg

Test Laboratory: Sporton International Inc. SAR/HAC Testing Lab Date: 2016/7/20

23_GSM1900_GPRS(4 Tx slots)_Back_10mm_Ch810_Bottom Ant

Communication System: UID 0, GPRS (GMSK 4 Tx slot) (0); Frequency: 1909.8 MHz;Duty Cycle: 1:2.08
Medium: MSL_1900_2016/07/20 Medium parameters used: f = 1910 MHz; σ = 1.539 S/m; ε_r = 55.176; ρ = 1000 kg/m^3
Ambient Temperature：23.3 ℃; Liquid Temperature ：22.4 ℃

DASY5 Configuration:
- Probe: EX3DV4 - SN3935; ConvF(7.99, 7.99, 7.99); Calibrated: 2015/11/27;
- Sensor-Surface: 1.4mm (Mechanical Surface Detection)
- Electronics: DAE4 Sn1358; Calibrated: 2015/8/27
- Phantom: SAM1; Type: QD000P40CD; Serial: TP:1753
- Measurement SW: DASY52, Version 52.8 (8); SEMCAD X Version 14.6.10 (7331)

Ch810/Area Scan (61x121x1): Interpolated grid: dx=15mm, dy=15mm
Maximum value of SAR (interpolated) = 1.04 W/kg

Ch810/Zoom Scan (5x5x7)/Cube 0: Measurement grid: dx=8mm, dy=8mm, dz=5mm
Reference Value = 8.143 V/m; Power Drift = -0.15 dB
Peak SAR (extrapolated) = 1.16 W/kg
SAR(1 g) = 0.602 W/kg; SAR(10 g) = 0.308 W/kg
Maximum value of SAR (measured) = 0.976 W/kg

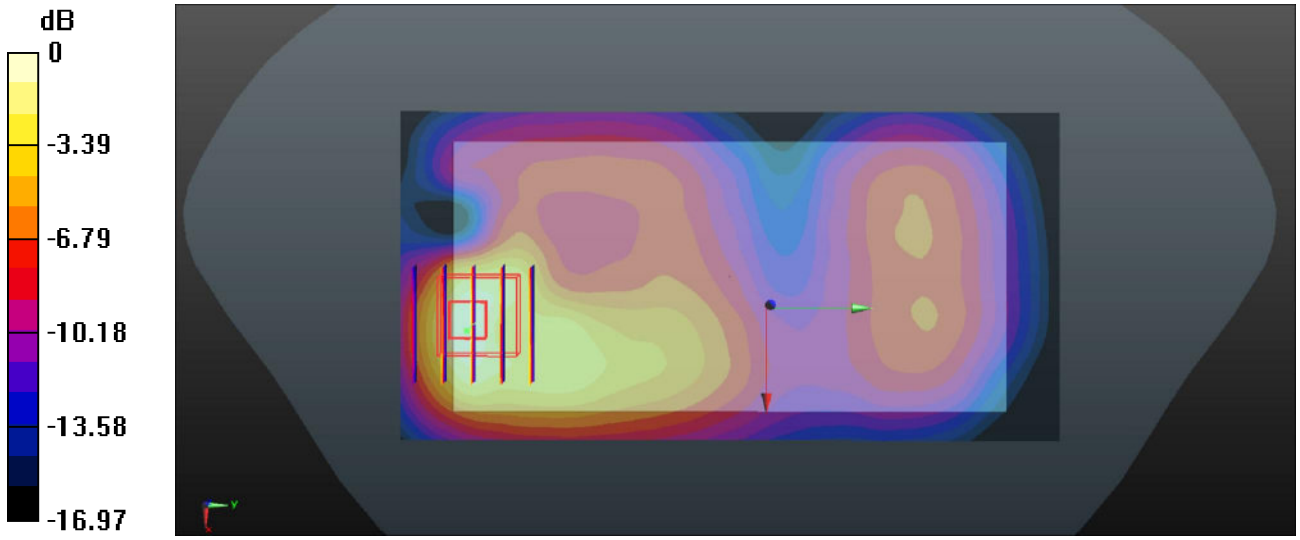

0 dB = 0.976 W/kg

Test Laboratory: Sporton International Inc. SAR/HAC Testing Lab Date: 2016/7/19

24_WCDMA V_RMC 12.2Kbps_Back_10mm_Ch4132_Bottom Ant

Communication System: UID 0, WCDMA (0); Frequency: 826.4 MHz;Duty Cycle: 1:1
Medium: MSL_835_2016/07/19 Medium parameters used: f = 826.4 MHz; σ = 0.967 S/m; ε_r = 54.561; ρ = 1000 kg/m^3
Ambient Temperature：23.8 ℃; Liquid Temperature ：22.5 ℃

DASY5 Configuration:
- Probe: EX3DV4 - SN3935; ConvF(10.3, 10.3, 10.3); Calibrated: 2015/11/27;
- Sensor-Surface: 1.4mm (Mechanical Surface Detection)
- Electronics: DAE4 Sn1358; Calibrated: 2015/8/27
- Phantom: SAM2; Type: QD000P40CD; Serial: TP:1754
- Measurement SW: DASY52, Version 52.8 (8); SEMCAD X Version 14.6.10 (7331)

Ch4132/Area Scan (61x121x1): Interpolated grid: dx=15mm, dy=15mm
Maximum value of SAR (interpolated) = 0.553 W/kg

Ch4132/Zoom Scan (5x5x7)/Cube 0: Measurement grid: dx=8mm, dy=8mm, dz=5mm
Reference Value = 15.76 V/m; Power Drift = -0.08 dB
Peak SAR (extrapolated) = 0.675 W/kg
SAR(1 g) = 0.373 W/kg; SAR(10 g) = 0.209 W/kg
Maximum value of SAR (measured) = 0.557 W/kg

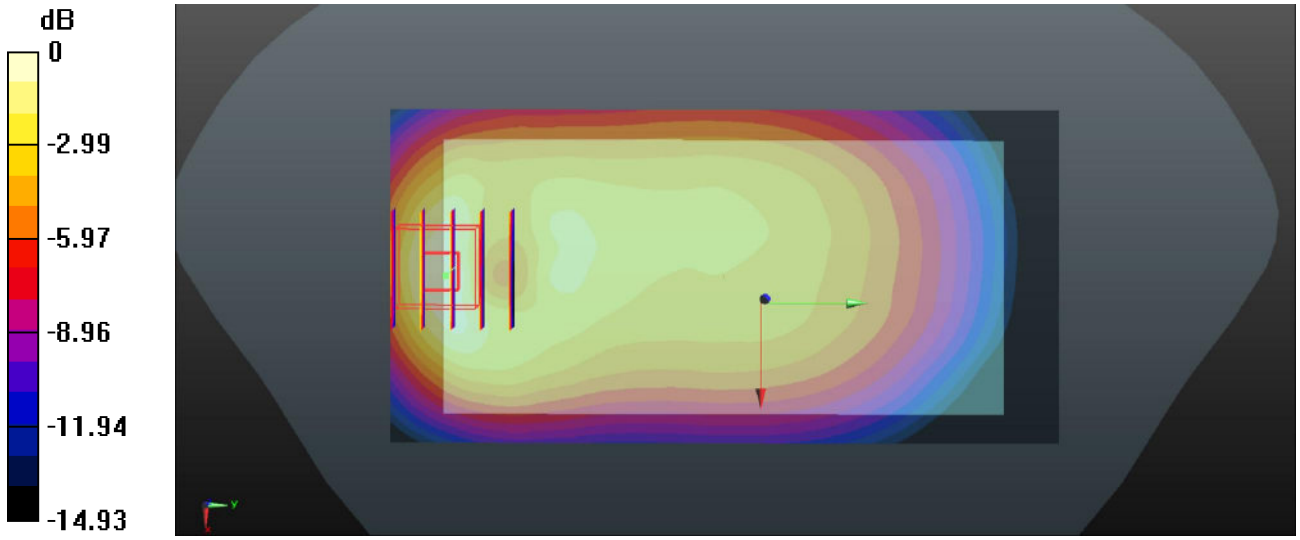

0 dB = 0.557 W/kg

Test Laboratory: Sporton International Inc. SAR/HAC Testing Lab Date: 2016/7/5

25_WCDMA IV_RMC 12.2Kbps_Bottom side_10mm_Ch1413_Bottom Ant

Communication System: UID 0, WCDMA (0); Frequency: 1732.6 MHz;Duty Cycle: 1:1
Medium: MSL_1750_2016/07/05 Medium parameters used: f = 1733 MHz; σ = 1.499 S/m; ε_r = 53.179; ρ = 1000 kg/m^3
Ambient Temperature：23.5 ℃; Liquid Temperature ：22.7 ℃

DASY5 Configuration:
- Probe: EX3DV4 - SN3935; ConvF(8.24, 8.24, 8.24); Calibrated: 2015/11/27;
- Sensor-Surface: 1.4mm (Mechanical Surface Detection)
- Electronics: DAE4 Sn1358; Calibrated: 2015/8/27
- Phantom: SAM1; Type: QD000P40CD; Serial: TP:1753
- Measurement SW: DASY52, Version 52.8 (8); SEMCAD X Version 14.6.10 (7331)

Ch1413/Area Scan (31x71x1): Interpolated grid: dx=15mm, dy=15mm
Maximum value of SAR (interpolated) = 0.947 W/kg

Ch1413/Zoom Scan (5x5x7)/Cube 0: Measurement grid: dx=8mm, dy=8mm, dz=5mm
Reference Value = 16.48 V/m; Power Drift = 0.08 dB
Peak SAR (extrapolated) = 1.23 W/kg
SAR(1 g) = 0.750 W/kg; SAR(10 g) = 0.334 W/kg
Maximum value of SAR (measured) = 0.977 W/kg

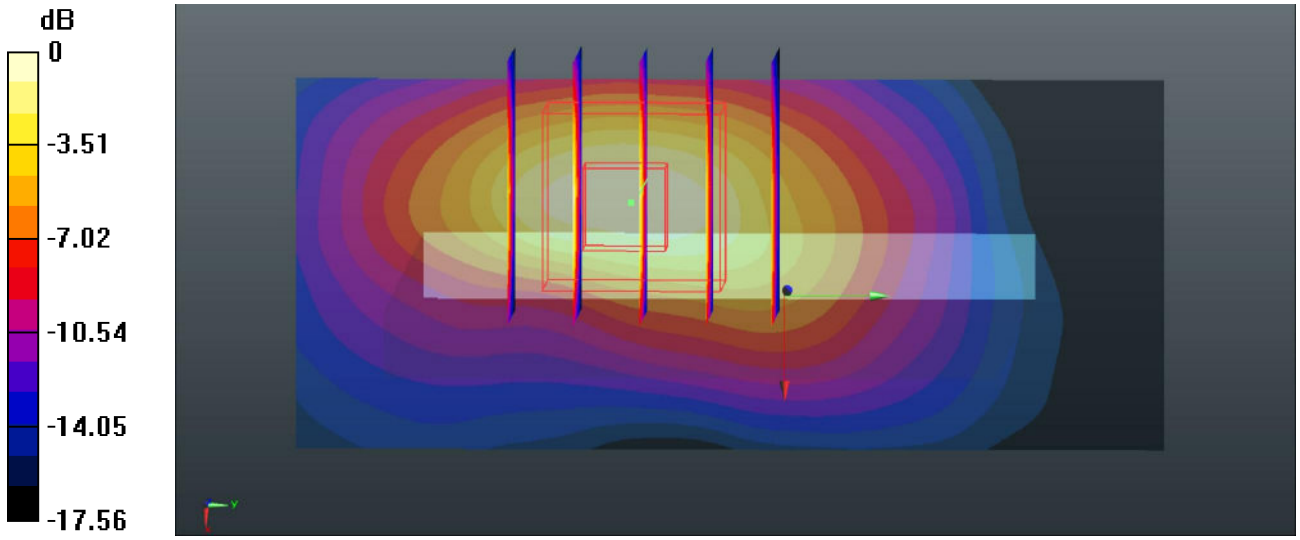

0 dB = 0.977 W/kg

Test Laboratory: Sporton International Inc. SAR/HAC Testing Lab Date: 2016/7/20

26_WCDMA II_RMC 12.2Kbps_Back_10mm_Ch9538_Bottom Ant

Communication System: UID 0, WCDMA (0); Frequency: 1907.6 MHz;Duty Cycle: 1:1
Medium: MSL_1900_2016/07/20 Medium parameters used: f = 1908 MHz; σ = 1.536 S/m; ε_r = 55.192; ρ = 1000 kg/m^3
Ambient Temperature：23.3 ℃; Liquid Temperature ：22.4 ℃

DASY5 Configuration:
- Probe: EX3DV4 - SN3935; ConvF(7.99, 7.99, 7.99); Calibrated: 2015/11/27;
- Sensor-Surface: 1.4mm (Mechanical Surface Detection)
- Electronics: DAE4 Sn1358; Calibrated: 2015/8/27
- Phantom: SAM1; Type: QD000P40CD; Serial: TP:1753
- Measurement SW: DASY52, Version 52.8 (8); SEMCAD X Version 14.6.10 (7331)

Ch9538/Area Scan (61x121x1): Interpolated grid: dx=15mm, dy=15mm
Maximum value of SAR (interpolated) = 1.22 W/kg

Ch9538/Zoom Scan (5x5x7)/Cube 0: Measurement grid: dx=8mm, dy=8mm, dz=5mm
Reference Value = 7.754 V/m; Power Drift = -0.15 dB
Peak SAR (extrapolated) = 1.25 W/kg
SAR(1 g) = 0.659 W/kg; SAR(10 g) = 0.333 W/kg
Maximum value of SAR (measured) = 0.983 W/kg

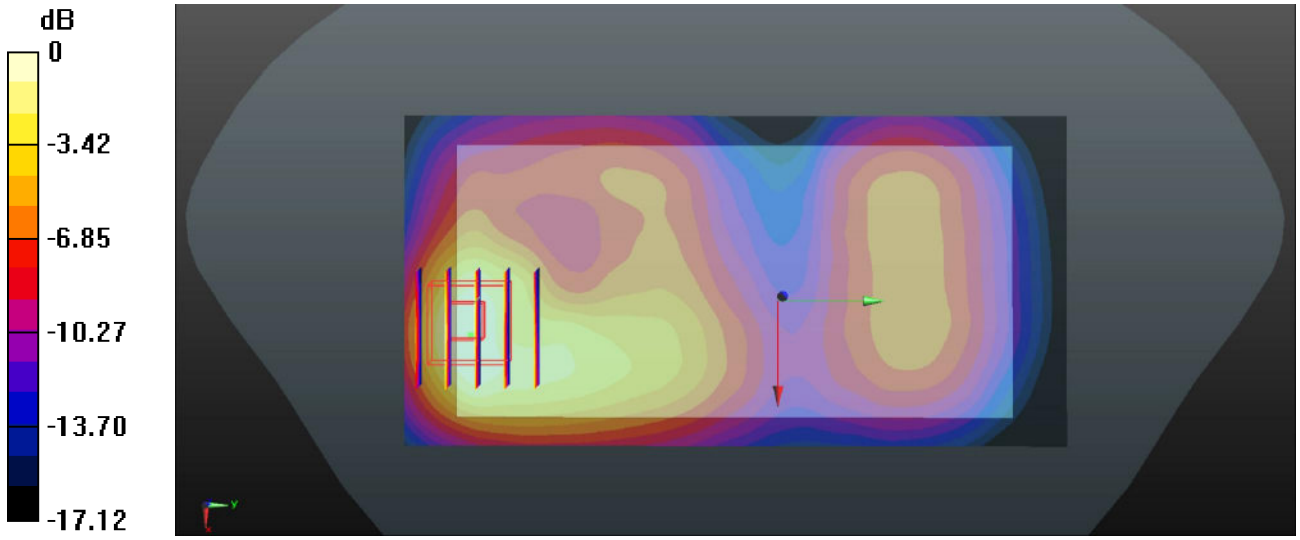

0 dB = 0.983 W/kg

Test Laboratory: Sporton International Inc. SAR/HAC Testing Lab Date: 2016/7/19

27_CDMA2000 BC10_RTAP 153.6K_Right side_10mm_Ch476_Bottom Ant

Communication System: UID 0, CDMA2000 (0); Frequency: 817.9 MHz;Duty Cycle: 1:1
Medium: MSL_835_2016/07/19 Medium parameters used: f = 818 MHz; σ = 0.957 S/m; ε_r = 54.681; ρ = 1000 kg/m^3
Ambient Temperature：23.8 ℃; Liquid Temperature ：22.5 ℃

DASY5 Configuration:
- Probe: EX3DV4 - SN3935; ConvF(10.3, 10.3, 10.3); Calibrated: 2015/11/27;
- Sensor-Surface: 1.4mm (Mechanical Surface Detection)
- Electronics: DAE4 Sn1358; Calibrated: 2015/8/27
- Phantom: SAM2; Type: QD000P40CD; Serial: TP:1754
- Measurement SW: DASY52, Version 52.8 (8); SEMCAD X Version 14.6.10 (7331)

Ch476/Area Scan (31x121x1): Interpolated grid: dx=15mm, dy=15mm
Maximum value of SAR (interpolated) = 0.534 W/kg

Ch476/Zoom Scan (5x5x7)/Cube 0: Measurement grid: dx=8mm, dy=8mm, dz=5mm
Reference Value = 20.59 V/m; Power Drift = -0.01 dB
Peak SAR (extrapolated) = 0.604 W/kg
SAR(1 g) = 0.410 W/kg; SAR(10 g) = 0.283 W/kg
Maximum value of SAR (measured) = 0.532 W/kg

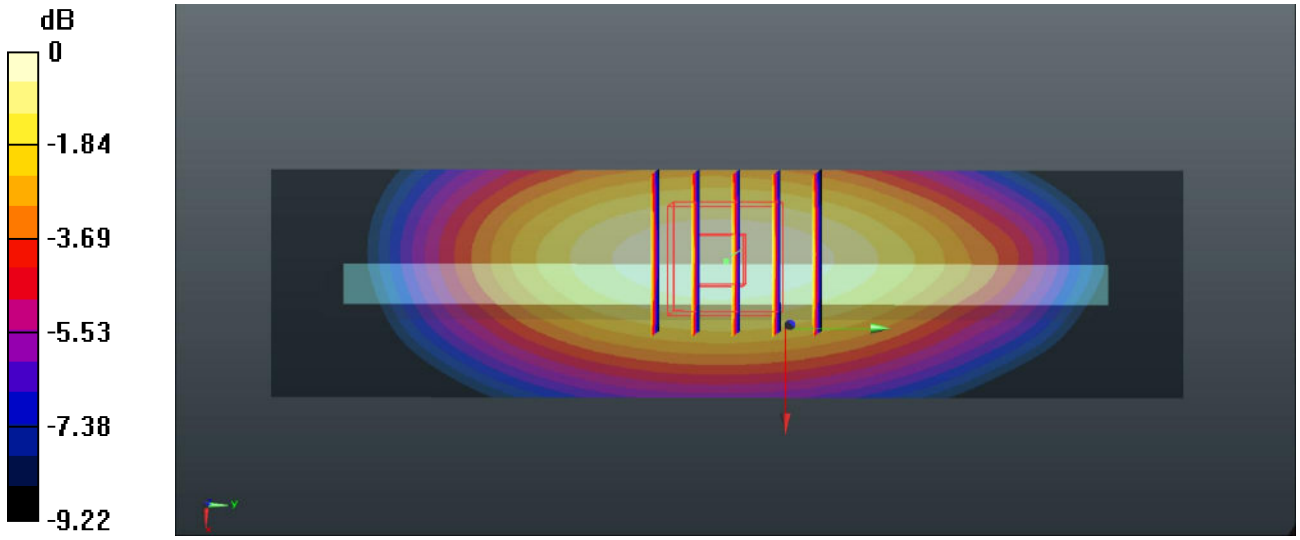

0 dB = 0.532 W/kg

Test Laboratory: Sporton International Inc. SAR/HAC Testing Lab Date: 2016/7/19

28_CDMA2000 BC0_RTAP 153.6K_Right side_10mm_Ch1013_Bottom Ant

Communication System: UID 0, CDMA2000 (0); Frequency: 824.7 MHz;Duty Cycle: 1:1
Medium: MSL_835_2016/07/19 Medium parameters used: f = 825 MHz; σ = 0.966 S/m; ε_r = 54.574; ρ = 1000 kg/m^3
Ambient Temperature：23.8 ℃; Liquid Temperature ：22.5 ℃

DASY5 Configuration:
- Probe: EX3DV4 - SN3935; ConvF(10.3, 10.3, 10.3); Calibrated: 2015/11/27;
- Sensor-Surface: 1.4mm (Mechanical Surface Detection)
- Electronics: DAE4 Sn1358; Calibrated: 2015/8/27
- Phantom: SAM2; Type: QD000P40CD; Serial: TP:1754
- Measurement SW: DASY52, Version 52.8 (8); SEMCAD X Version 14.6.10 (7331)

Ch1013/Area Scan (31x121x1): Interpolated grid: dx=15mm, dy=15mm
Maximum value of SAR (interpolated) = 0.482 W/kg

Ch1013/Zoom Scan (5x5x7)/Cube 0: Measurement grid: dx=8mm, dy=8mm, dz=5mm
Reference Value = 19.56 V/m; Power Drift = -0.01 dB
Peak SAR (extrapolated) = 0.556 W/kg
SAR(1 g) = 0.374 W/kg; SAR(10 g) = 0.258 W/kg
Maximum value of SAR (measured) = 0.491 W/kg

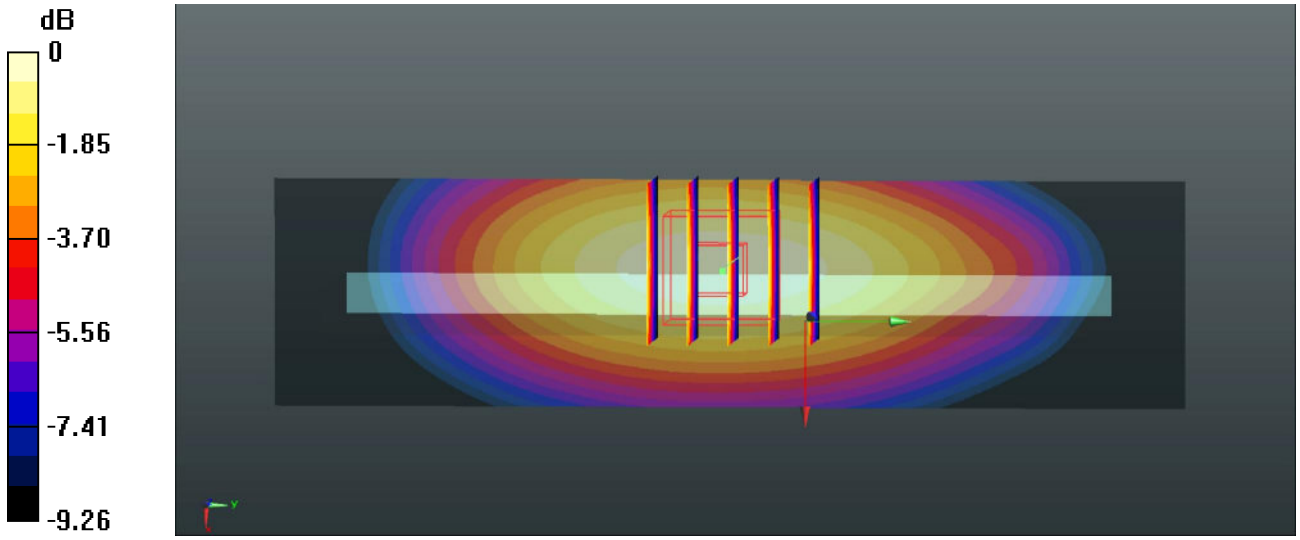

0 dB = 0.491 W/kg

Test Laboratory: Sporton International Inc. SAR/HAC Testing Lab Date: 2016/7/20

29_CDMA2000 BC1_RTAP153.6Kbps_Back_10mm_Ch1175_Bottom Ant

Communication System: UID 0, CDMA2000 (0); Frequency: 1908.75 MHz;Duty Cycle: 1:1
Medium: MSL_1900_2016/07/20 Medium parameters used: f = 1909 MHz; σ = 1.538 S/m; ε_r = 55.185; ρ = 1000 kg/m^3
Ambient Temperature：23.3 ℃; Liquid Temperature ：22.4 ℃

DASY5 Configuration:
- Probe: EX3DV4 - SN3935; ConvF(7.99, 7.99, 7.99); Calibrated: 2015/11/27;
- Sensor-Surface: 1.4mm (Mechanical Surface Detection)
- Electronics: DAE4 Sn1358; Calibrated: 2015/8/27
- Phantom: SAM1; Type: QD000P40CD; Serial: TP:1753
- Measurement SW: DASY52, Version 52.8 (8); SEMCAD X Version 14.6.10 (7331)

Ch1175/Area Scan (61x121x1): Interpolated grid: dx=15mm, dy=15mm
Maximum value of SAR (interpolated) = 1.61 W/kg

Ch1175/Zoom Scan (5x5x7)/Cube 0: Measurement grid: dx=8mm, dy=8mm, dz=5mm
Reference Value = 8.716 V/m; Power Drift = -0.07 dB
Peak SAR (extrapolated) = 1.70 W/kg
SAR(1 g) = 0.902 W/kg; SAR(10 g) = 0.464 W/kg
Maximum value of SAR (measured) = 1.28 W/kg

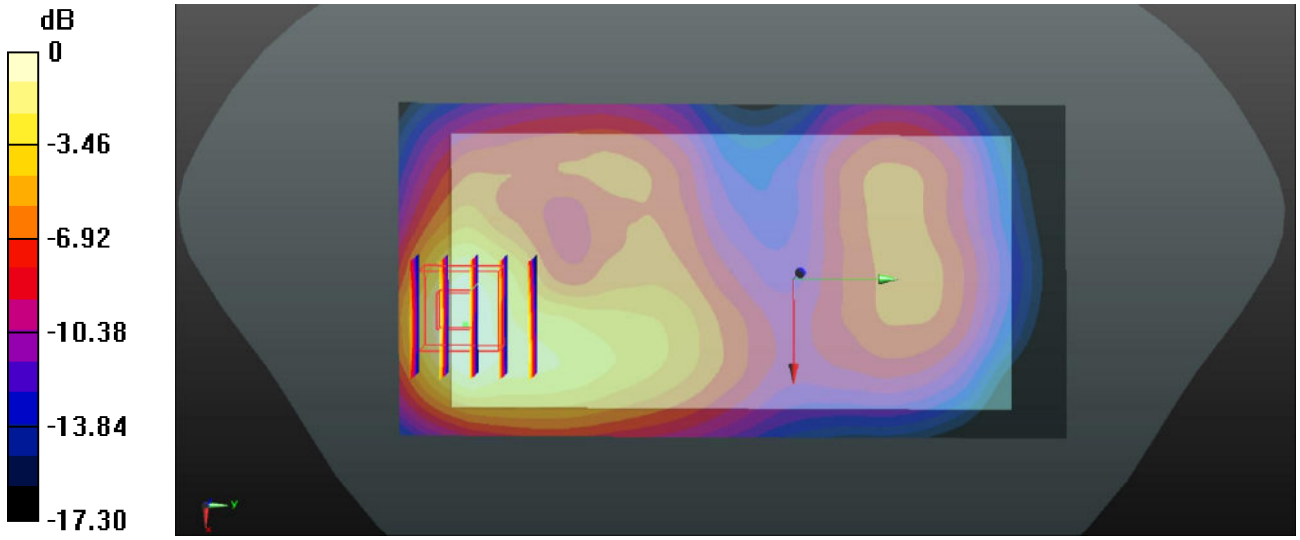

0 dB = 1.28 W/kg

Test Laboratory: Sporton International Inc. SAR/HAC Testing Lab Date: 2016/7/19

30_LTE Band 12_10M_QPSK_25RB_0offset_Back_10mm_Ch23095_Bottom Ant

Communication System: UID 0, FDD-LTE (0); Frequency: 707.5 MHz;Duty Cycle: 1:1
Medium: MSL_750_2016/07/19 Medium parameters used: f = 707.5 MHz; σ = 0.925 S/m; ε_r = 55.5; ρ = 1000 kg/m^3
Ambient Temperature：23.8 ℃; Liquid Temperature ：22.5 ℃

DASY5 Configuration:
- Probe: EX3DV4 - SN3935; ConvF(10.59, 10.59, 10.59); Calibrated: 2015/11/27;
- Sensor-Surface: 1.4mm (Mechanical Surface Detection)
- Electronics: DAE4 Sn1358; Calibrated: 2015/8/27
- Phantom: SAM2; Type: QD000P40CD; Serial: TP:1754
- Measurement SW: DASY52, Version 52.8 (8); SEMCAD X Version 14.6.10 (7331)

Ch23095/Area Scan (61x121x1): Interpolated grid: dx=15mm, dy=15mm
Maximum value of SAR (interpolated) = 0.311 W/kg

Ch23095/Zoom Scan (5x5x7)/Cube 0: Measurement grid: dx=8mm, dy=8mm, dz=5mm
Reference Value = 11.82 V/m; Power Drift = -0.02 dB
Peak SAR (extrapolated) = 0.391 W/kg
SAR(1 g) = 0.199 W/kg; SAR(10 g) = 0.116 W/kg
Maximum value of SAR (measured) = 0.311 W/kg

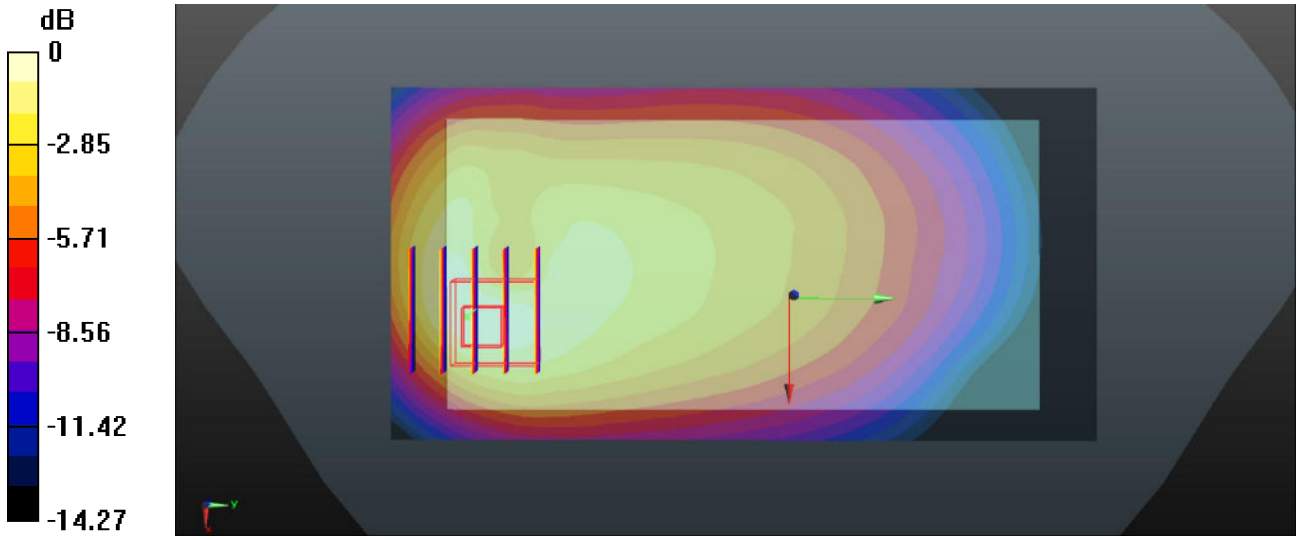

0 dB = 0.311 W/kg

Test Laboratory: Sporton International Inc. SAR/HAC Testing Lab Date: 2016/7/19

31_LTE Band 13_10M_QPSK_1RB_0offset_Right side_10mm_Ch23230_Bottom Ant

Communication System: UID 0, FDD-LTE (0); Frequency: 782 MHz;Duty Cycle: 1:1
Medium: MSL_750_2016/07/19 Medium parameters used: f = 782 MHz; σ = 0.995 S/m; ε_r = 54.712; ρ = 1000 kg/m^3
Ambient Temperature：23.8 ℃; Liquid Temperature ：22.5 ℃

DASY5 Configuration:
- Probe: EX3DV4 - SN3935; ConvF(10.59, 10.59, 10.59); Calibrated: 2015/11/27;
- Sensor-Surface: 1.4mm (Mechanical Surface Detection)
- Electronics: DAE4 Sn1358; Calibrated: 2015/8/27
- Phantom: SAM2; Type: QD000P40CD; Serial: TP:1754
- Measurement SW: DASY52, Version 52.8 (8); SEMCAD X Version 14.6.10 (7331)

Ch23230/Area Scan (31x121x1): Interpolated grid: dx=15mm, dy=15mm
Maximum value of SAR (interpolated) = 0.569 W/kg

Ch23230/Zoom Scan (5x5x7)/Cube 0: Measurement grid: dx=8mm, dy=8mm, dz=5mm
Reference Value = 20.78 V/m; Power Drift = 0.02 dB
Peak SAR (extrapolated) = 0.649 W/kg
SAR(1 g) = 0.437 W/kg; SAR(10 g) = 0.301 W/kg
Maximum value of SAR (measured) = 0.571 W/kg

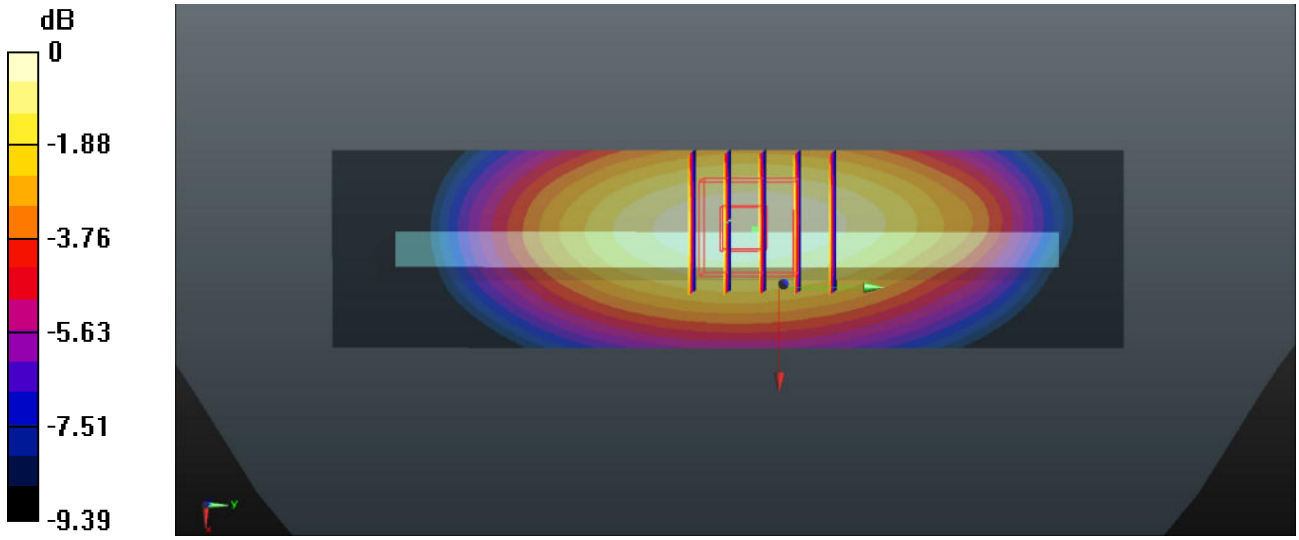

0 dB = 0.571 W/kg

Test Laboratory: Sporton International Inc. SAR/HAC Testing Lab Date: 2016/7/19

32_LTE Band 26_15M_QPSK_1RB_0offset_Back_10mm_Ch26865_Top Ant

Communication System: UID 0, FDD-LTE (0); Frequency: 831.5 MHz;Duty Cycle: 1:1
Medium: MSL_835_2016/07/19 Medium parameters used: f = 831.5 MHz; σ = 0.973 S/m; ε_r = 54.503; ρ = 1000 kg/m^3
Ambient Temperature：23.8 ℃; Liquid Temperature ：22.5 ℃

DASY5 Configuration:
- Probe: EX3DV4 - SN3935; ConvF(10.3, 10.3, 10.3); Calibrated: 2015/11/27;
- Sensor-Surface: 1.4mm (Mechanical Surface Detection)
- Electronics: DAE4 Sn1358; Calibrated: 2015/8/27
- Phantom: SAM2; Type: QD000P40CD; Serial: TP:1754
- Measurement SW: DASY52, Version 52.8 (8); SEMCAD X Version 14.6.10 (7331)

Ch26865/Area Scan (61x121x1): Interpolated grid: dx=15mm, dy=15mm
Maximum value of SAR (interpolated) = 0.300 W/kg

Ch26865/Zoom Scan (5x5x7)/Cube 0: Measurement grid: dx=8mm, dy=8mm, dz=5mm
Reference Value = 8.576 V/m; Power Drift = -0.06 dB
Peak SAR (extrapolated) = 0.395 W/kg
SAR(1 g) = 0.214 W/kg; SAR(10 g) = 0.117 W/kg
Maximum value of SAR (measured) = 0.321 W/kg

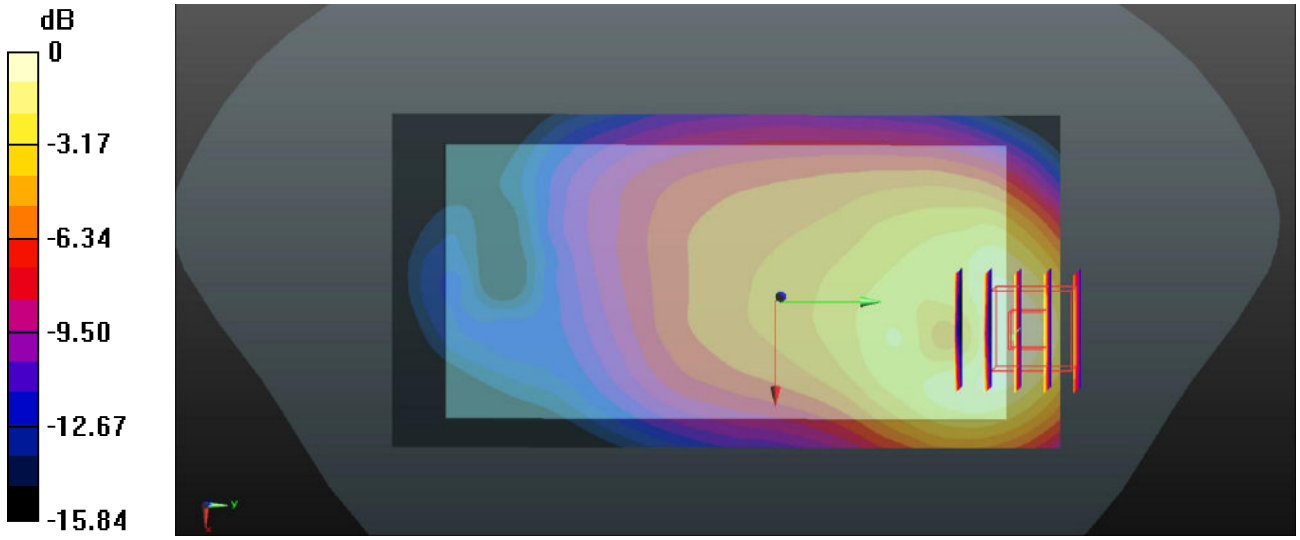

0 dB = 0.321 W/kg

Test Laboratory: Sporton International Inc. SAR/HAC Testing Lab Date: 2016/7/5

33_LTE Band 4_20M_QPSK_1RB_0offset_Bottom side_10mm_Ch20175_Bottom Ant

Communication System: UID 0, FDD-LTE (0); Frequency: 1732.5 MHz;Duty Cycle: 1:1
Medium: MSL_1750_2016/07/05 Medium parameters used: f = 1732.5 MHz; σ = 1.498 S/m; ε_r = 53.18; ρ = 1000 kg/m^3
Ambient Temperature：23.5 ℃; Liquid Temperature ：22.7 ℃

DASY5 Configuration:
- Probe: EX3DV4 - SN3935; ConvF(8.24, 8.24, 8.24); Calibrated: 2015/11/27;
- Sensor-Surface: 1.4mm (Mechanical Surface Detection)
- Electronics: DAE4 Sn1358; Calibrated: 2015/8/27
- Phantom: SAM1; Type: QD000P40CD; Serial: TP:1753
- Measurement SW: DASY52, Version 52.8 (8); SEMCAD X Version 14.6.10 (7331)

Ch20175/Area Scan (31x71x1): Interpolated grid: dx=15mm, dy=15mm
Maximum value of SAR (interpolated) = 0.866 W/kg

Ch20175/Zoom Scan (5x5x7)/Cube 0: Measurement grid: dx=8mm, dy=8mm, dz=5mm
Reference Value = 16.63 V/m; Power Drift = 0.03 dB
Peak SAR (extrapolated) = 1.11 W/kg
SAR(1 g) = 0.602 W/kg; SAR(10 g) = 0.302 W/kg
Maximum value of SAR (measured) = 0.878 W/kg

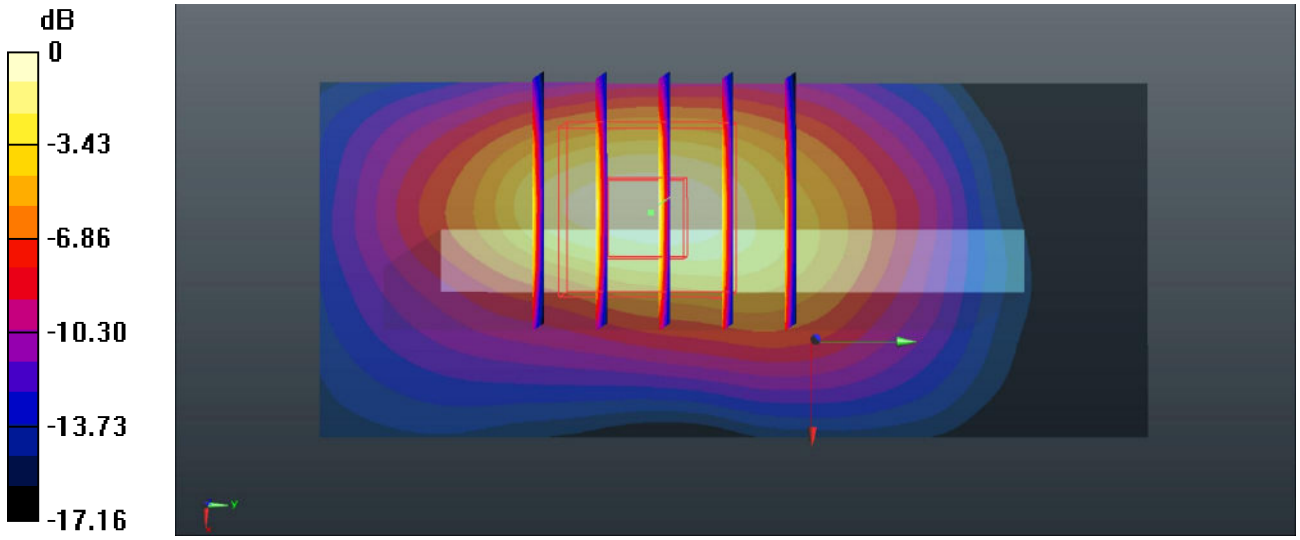

0 dB = 0.878 W/kg

Test Laboratory: Sporton International Inc. SAR/HAC Testing Lab Date: 2016/7/20

34_LTE Band 25_20M_QPSK_1RB_0offset_Back_10mm_Ch26340_Bottom Ant

Communication System: UID 0, FDD-LTE (0); Frequency: 1880 MHz;Duty Cycle: 1:1
Medium: MSL_1900_2016/07/20 Medium parameters used: f = 1880 MHz; σ = 1.508 S/m; ε_r = 55.364; ρ = 1000 kg/m^3
Ambient Temperature：23.3 ℃; Liquid Temperature ：22.4 ℃

DASY5 Configuration:
- Probe: EX3DV4 - SN3935; ConvF(7.99, 7.99, 7.99); Calibrated: 2015/11/27;
- Sensor-Surface: 1.4mm (Mechanical Surface Detection)
- Electronics: DAE4 Sn1358; Calibrated: 2015/8/27
- Phantom: SAM1; Type: QD000P40CD; Serial: TP:1753
- Measurement SW: DASY52, Version 52.8 (8); SEMCAD X Version 14.6.10 (7331)

Ch26340/Area Scan (61x121x1): Interpolated grid: dx=15mm, dy=15mm
Maximum value of SAR (interpolated) = 1.15 W/kg

Ch26340/Zoom Scan (5x5x7)/Cube 0: Measurement grid: dx=8mm, dy=8mm, dz=5mm
Reference Value = 8.232 V/m; Power Drift = -0.12 dB
Peak SAR (extrapolated) = 1.32 W/kg
SAR(1 g) = 0.689 W/kg; SAR(10 g) = 0.355 W/kg
Maximum value of SAR (measured) = 1.11 W/kg

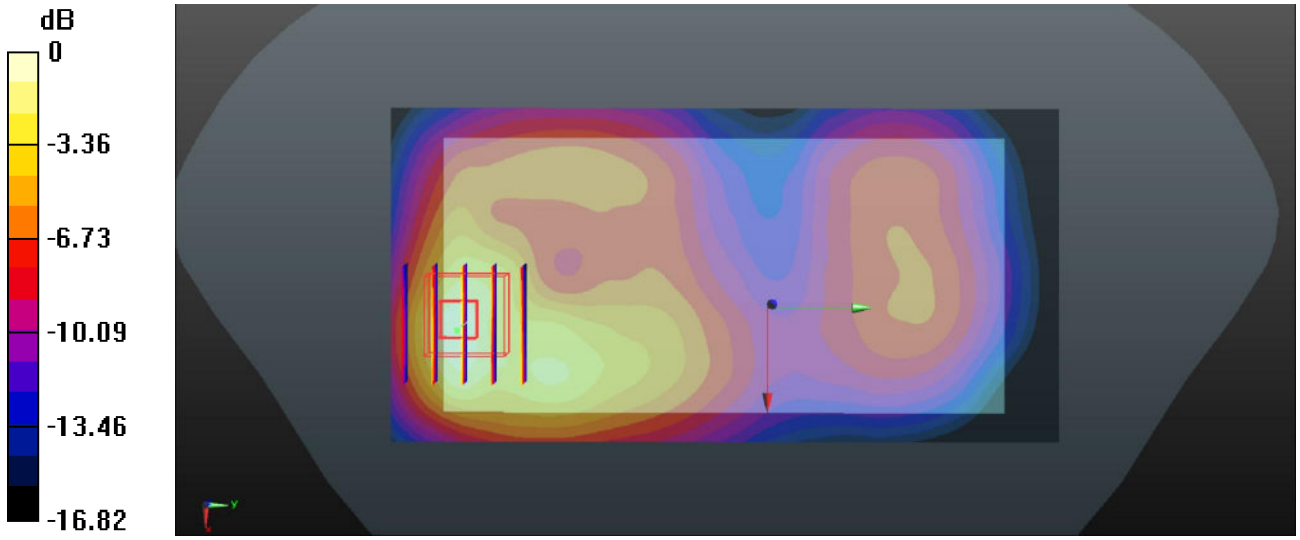

0 dB = 1.11 W/kg

Test Laboratory: Sporton International Inc. SAR/HAC Testing Lab Date: 2016/7/2

35_LTE Band 30_10M_QPSK_1RB_25offset_Back_10mm_Ch27710_Bottom Ant

Communication System: UID 0, FDD-LTE (0); Frequency: 2310 MHz;Duty Cycle: 1:1
Medium: MSL_2300_2016/07/02 Medium parameters used: f = 2310 MHz; σ = 1.782 S/m; ε_r = 53.246; ρ = 1000 kg/m^3
Ambient Temperature：23.5 ℃; Liquid Temperature ：22.3 ℃

DASY5 Configuration:
- Probe: EX3DV4 - SN3935; ConvF(7.72, 7.72, 7.72); Calibrated: 2015/11/27;
- Sensor-Surface: 1.4mm (Mechanical Surface Detection)
- Electronics: DAE4 Sn1358; Calibrated: 2015/8/27
- Phantom: SAM1; Type: QD000P40CD; Serial: TP:1753
- Measurement SW: DASY52, Version 52.8 (8); SEMCAD X Version 14.6.10 (7331)

Ch27710/Area Scan (81x151x1): Interpolated grid: dx=12mm, dy=12mm
Maximum value of SAR (interpolated) = 0.399 W/kg

Ch27710/Zoom Scan (7x7x7)/Cube 0: Measurement grid: dx=5mm, dy=5mm, dz=5mm
Reference Value = 6.766 V/m; Power Drift = -0.15 dB
Peak SAR (extrapolated) = 0.497 W/kg
SAR(1 g) = 0.296 W/kg; SAR(10 g) = 0.164 W/kg
Maximum value of SAR (measured) = 0.395 W/kg

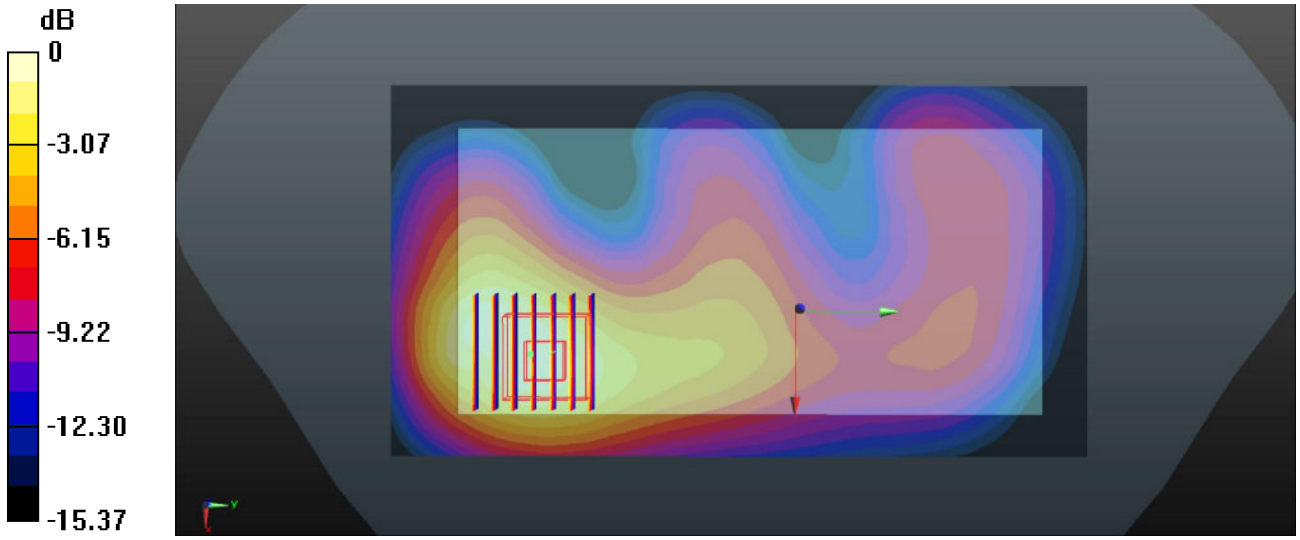

0 dB = 0.395 W/kg

Test Laboratory: Sporton International Inc. SAR/HAC Testing Lab Date: 2016/7/2

36_LTE Band 7_20M_QPSK_1RB_0offset_Back_10mm_Ch21350_Bottom Ant

Communication System: UID 0, FDD-LTE (0); Frequency: 2560 MHz;Duty Cycle: 1:1
Medium: MSL_2600_2016/07/02 Medium parameters used: f = 2560 MHz; σ = 2.121 S/m; ε_r = 52.405; ρ = 1000 kg/m^3
Ambient Temperature：23.5 ℃; Liquid Temperature ：22.3 ℃

DASY5 Configuration:
- Probe: EX3DV4 - SN3935; ConvF(7.37, 7.37, 7.37); Calibrated: 2015/11/27;
- Sensor-Surface: 1.4mm (Mechanical Surface Detection)
- Electronics: DAE4 Sn1358; Calibrated: 2015/8/27
- Phantom: SAM1; Type: QD000P40CD; Serial: TP:1753
- Measurement SW: DASY52, Version 52.8 (8); SEMCAD X Version 14.6.10 (7331)

Ch21350/Area Scan (81x151x1): Interpolated grid: dx=12mm, dy=12mm
Maximum value of SAR (interpolated) = 0.403 W/kg

Ch21350/Zoom Scan (7x7x7)/Cube 0: Measurement grid: dx=5mm, dy=5mm, dz=5mm
Reference Value = 6.157 V/m; Power Drift = -0.14 dB
Peak SAR (extrapolated) = 0.535 W/kg
SAR(1 g) = 0.296 W/kg; SAR(10 g) = 0.158 W/kg
Maximum value of SAR (measured) = 0.408 W/kg

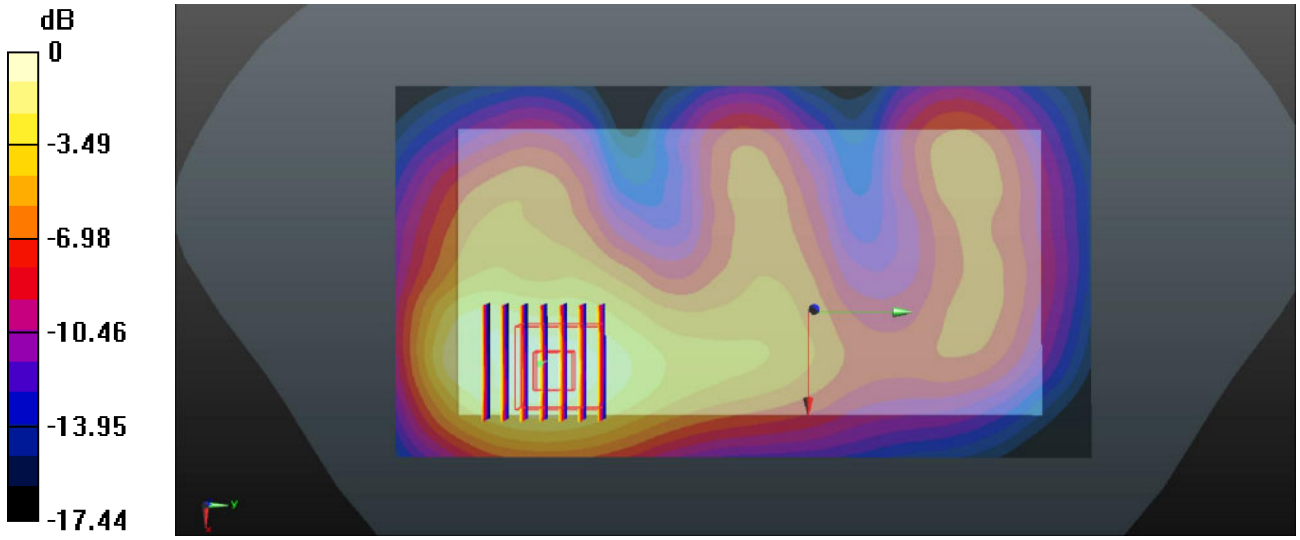

0 dB = 0.408 W/kg

Test Laboratory: Sporton International Inc. SAR/HAC Testing Lab Date: 2016/7/2

37_LTE Band 41_20M_QPSK_1RB_0offset_Back_10mm_Ch40185_Bottom Ant

Communication System: UID 0, TDD-LTE (0); Frequency: 2549.5 MHz;Duty Cycle: 1:1.59
Medium: MSL_2600_2016/07/02 Medium parameters used: f = 2549.5 MHz; σ = 2.106 S/m; ε_r = 52.446; ρ = 1000 kg/m^3
Ambient Temperature：23.5 ℃; Liquid Temperature ：22.3 ℃

DASY5 Configuration:
- Probe: EX3DV4 - SN3935; ConvF(7.37, 7.37, 7.37); Calibrated: 2015/11/27;
- Sensor-Surface: 1.4mm (Mechanical Surface Detection)
- Electronics: DAE4 Sn1358; Calibrated: 2015/8/27
- Phantom: SAM1; Type: QD000P40CD; Serial: TP:1753
- Measurement SW: DASY52, Version 52.8 (8); SEMCAD X Version 14.6.10 (7331)

Ch40185/Area Scan (81x151x1): Interpolated grid: dx=12mm, dy=12mm
Maximum value of SAR (interpolated) = 0.125 W/kg

Ch40185/Zoom Scan (7x7x7)/Cube 0: Measurement grid: dx=5mm, dy=5mm, dz=5mm
Reference Value = 3.707 V/m; Power Drift = -0.02 dB
Peak SAR (extrapolated) = 0.175 W/kg
SAR(1 g) = 0.097 W/kg; SAR(10 g) = 0.053 W/kg
Maximum value of SAR (measured) = 0.133 W/kg

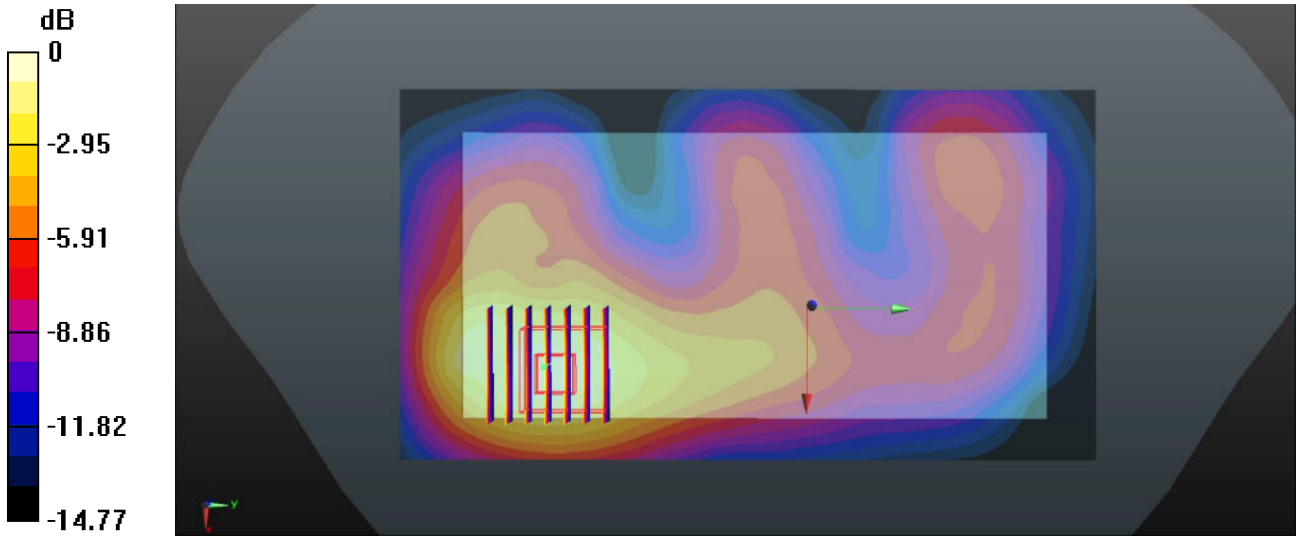

0 dB = 0.133 W/kg

Test Laboratory: Sporton International Inc. SAR/HAC Testing Lab Date: 2016/7/22

38_WLAN2.4GHz_802.11b 1Mbps_Front_10mm_Ch11_Ant 1

Communication System: UID 0, 802.11b (0); Frequency: 2462 MHz;Duty Cycle: 1:1.011
Medium: MSL_2450_2016/07/22 Medium parameters used: f = 2462 MHz; σ = 1.988 S/m; ε_r = 51.797; ρ = 1000 kg/m^3
Ambient Temperature：23.5 ℃; Liquid Temperature ：22.5 ℃

DASY5 Configuration:
- Probe: EX3DV4 - SN3935; ConvF(7.55, 7.55, 7.55); Calibrated: 2015/11/27;
- Sensor-Surface: 1.4mm (Mechanical Surface Detection)
- Electronics: DAE4 Sn1358; Calibrated: 2015/8/27
- Phantom: SAM1; Type: QD000P40CD; Serial: TP:1753
- Measurement SW: DASY52, Version 52.8 (8); SEMCAD X Version 14.6.10 (7331)

Ch11/Area Scan (81x141x1): Interpolated grid: dx=12mm, dy=12mm
Maximum value of SAR (interpolated) = 0.135 W/kg

Ch11/Zoom Scan (7x7x4)/Cube 0: Measurement grid: dx=5mm, dy=5mm, dz=5mm
Reference Value = 3.231 V/m; Power Drift = 0.02 dB
Peak SAR (extrapolated) = 0.161 W/kg
SAR(1 g) = 0.080 W/kg; SAR(10 g) = 0.043 W/kg
Maximum value of SAR (measured) = 0.131 W/kg

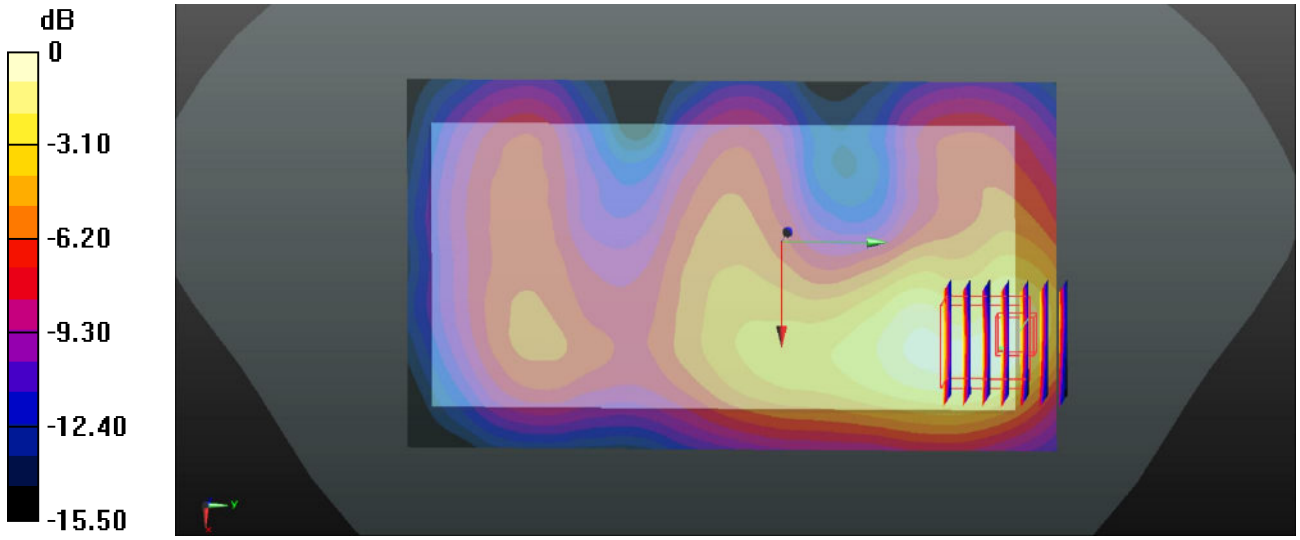

0 dB = 0.131 W/kg

Test Laboratory: Sporton International Inc. SAR/HAC Testing Lab Date: 2016/7/22

39_WLAN2.4GHz_802.11b 1Mbps_Front_10mm_Ch11_Ant 2

Communication System: UID 0, 802.11b (0); Frequency: 2462 MHz;Duty Cycle: 1:1.011
Medium: MSL_2450_2016/07/22 Medium parameters used: f = 2462 MHz; σ = 1.988 S/m; ε_r = 51.797; ρ = 1000 kg/m^3
Ambient Temperature：23.5 ℃; Liquid Temperature ：22.5 ℃

DASY5 Configuration:
- Probe: EX3DV4 - SN3935; ConvF(7.55, 7.55, 7.55); Calibrated: 2015/11/27;
- Sensor-Surface: 1.4mm (Mechanical Surface Detection)
- Electronics: DAE4 Sn1358; Calibrated: 2015/8/27
- Phantom: SAM1; Type: QD000P40CD; Serial: TP:1753
- Measurement SW: DASY52, Version 52.8 (8); SEMCAD X Version 14.6.10 (7331)

Ch11/Area Scan (81x141x1): Interpolated grid: dx=12mm, dy=12mm
Maximum value of SAR (interpolated) = 0.0296 W/kg

Ch11/Zoom Scan (7x7x4)/Cube 0: Measurement grid: dx=5mm, dy=5mm, dz=5mm
Reference Value = 1.952 V/m; Power Drift = 0.04 dB
Peak SAR (extrapolated) = 0.0330 W/kg
SAR(1 g) = 0.019 W/kg; SAR(10 g) = 0.012 W/kg
Maximum value of SAR (measured) = 0.0276 W/kg

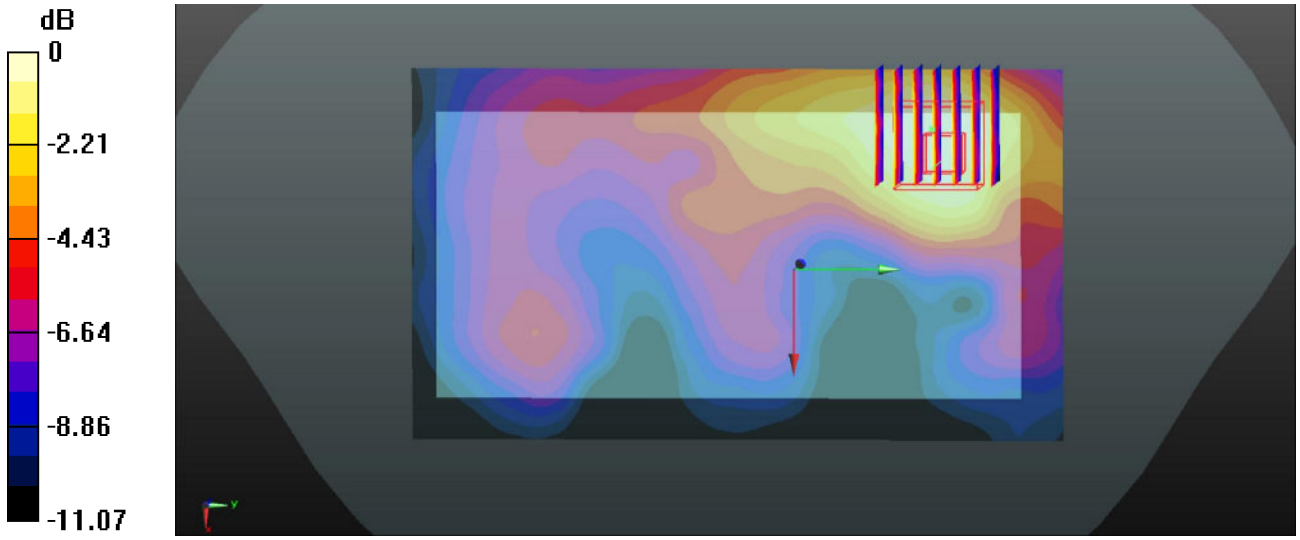

0 dB = 0.0276 W/kg

Test Laboratory: Sporton International Inc. SAR/HAC Testing Lab Date: 2016/7/22

40_WLAN2.4GHz_802.11b 1Mbps_Front_10mm_Ch11_Ant 1+2

Communication System: UID 0, 802.11b (0); Frequency: 2462 MHz;Duty Cycle: 1:1.009
Medium: MSL_2450_2016/07/22 Medium parameters used: f = 2462 MHz; σ = 1.988 S/m; ε_r = 51.797; ρ = 1000 kg/m^3
Ambient Temperature：23.5 ℃; Liquid Temperature ：22.5 ℃

DASY5 Configuration:
- Probe: EX3DV4 - SN3935; ConvF(7.55, 7.55, 7.55); Calibrated: 2015/11/27;
- Sensor-Surface: 1.4mm (Mechanical Surface Detection)
- Electronics: DAE4 Sn1358; Calibrated: 2015/8/27
- Phantom: SAM1; Type: QD000P40CD; Serial: TP:1753
- Measurement SW: DASY52, Version 52.8 (8); SEMCAD X Version 14.6.10 (7331)

Ch11/Area Scan (81x141x1): Interpolated grid: dx=12mm, dy=12mm
Maximum value of SAR (interpolated) = 0.0605 W/kg

Ch11/Zoom Scan (7x7x4)/Cube 0: Measurement grid: dx=5mm, dy=5mm, dz=5mm
Reference Value = 1.068 V/m; Power Drift = 0.02 dB
Peak SAR (extrapolated) = 0.0740 W/kg
SAR(1 g) = 0.037 W/kg; SAR(10 g) = 0.021 W/kg
Maximum value of SAR (measured) = 0.0593 W/kg

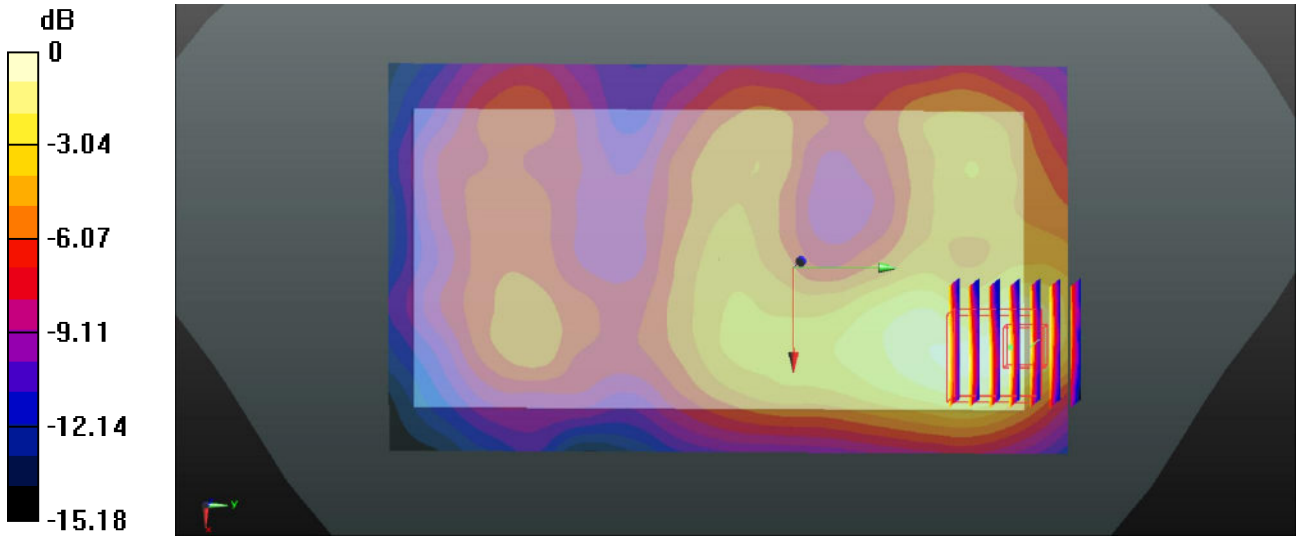

0 dB = 0.0593 W/kg

Test Laboratory: Sporton International Inc. SAR/HAC Testing Lab Date: 2016/7/19

41_GSM850_GPRS(2 Tx slots)_Back_10mm_Ch189_Top Ant

Communication System: UID 0, GPRS (GMSK 2 Tx slot) (0); Frequency: 836.4 MHz;Duty Cycle: 1:4.15
Medium: MSL_835_2016/07/19 Medium parameters used: f = 836.4 MHz; σ = 0.979 S/m; ε_r = 54.452; ρ = 1000 kg/m^3
Ambient Temperature：23.8 ℃; Liquid Temperature ：22.5 ℃

DASY5 Configuration:
- Probe: EX3DV4 - SN3935; ConvF(10.3, 10.3, 10.3); Calibrated: 2015/11/27;
- Sensor-Surface: 1.4mm (Mechanical Surface Detection)
- Electronics: DAE4 Sn1358; Calibrated: 2015/8/27
- Phantom: SAM2; Type: QD000P40CD; Serial: TP:1754
- Measurement SW: DASY52, Version 52.8 (8); SEMCAD X Version 14.6.10 (7331)

Ch189/Area Scan (61x121x1): Interpolated grid: dx=15mm, dy=15mm
Maximum value of SAR (interpolated) = 0.383 W/kg

Ch189/Zoom Scan (5x5x7)/Cube 0: Measurement grid: dx=8mm, dy=8mm, dz=5mm
Reference Value = 9.548 V/m; Power Drift = -0.03 dB
Peak SAR (extrapolated) = 0.549 W/kg
SAR(1 g) = 0.290 W/kg; SAR(10 g) = 0.158 W/kg
Maximum value of SAR (measured) = 0.441 W/kg

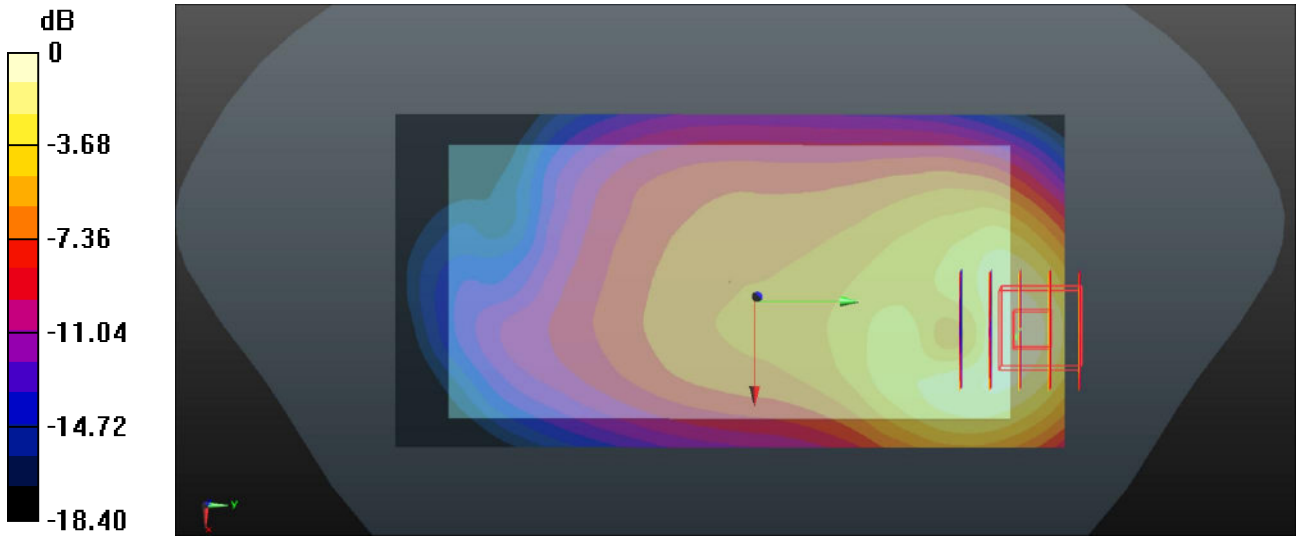

0 dB = 0.441 W/kg

Test Laboratory: Sporton International Inc. SAR/HAC Testing Lab Date: 2016/7/20

42_GSM1900_GPRS(4 Tx slots)_Back_10mm_Ch810_Bottom Ant

Communication System: UID 0, GPRS (GMSK 4 Tx slot) (0); Frequency: 1909.8 MHz;Duty Cycle: 1:2.08
Medium: MSL_1900_2016/07/20 Medium parameters used: f = 1910 MHz; σ = 1.539 S/m; ε_r = 55.176; ρ = 1000 kg/m^3
Ambient Temperature：23.3 ℃; Liquid Temperature ：22.4 ℃

DASY5 Configuration:
- Probe: EX3DV4 - SN3935; ConvF(7.99, 7.99, 7.99); Calibrated: 2015/11/27;
- Sensor-Surface: 1.4mm (Mechanical Surface Detection)
- Electronics: DAE4 Sn1358; Calibrated: 2015/8/27
- Phantom: SAM1; Type: QD000P40CD; Serial: TP:1753
- Measurement SW: DASY52, Version 52.8 (8); SEMCAD X Version 14.6.10 (7331)

Ch810/Area Scan (61x121x1): Interpolated grid: dx=15mm, dy=15mm
Maximum value of SAR (interpolated) = 1.04 W/kg

Ch810/Zoom Scan (5x5x7)/Cube 0: Measurement grid: dx=8mm, dy=8mm, dz=5mm
Reference Value = 8.143 V/m; Power Drift = -0.15 dB
Peak SAR (extrapolated) = 1.16 W/kg
SAR(1 g) = 0.602 W/kg; SAR(10 g) = 0.308 W/kg
Maximum value of SAR (measured) = 0.976 W/kg

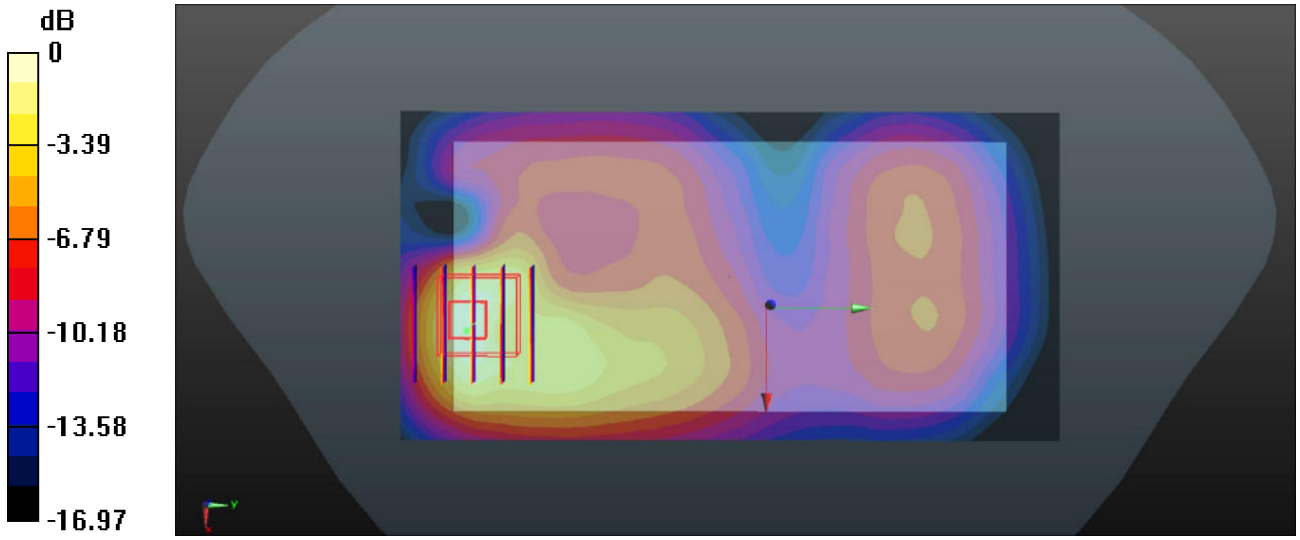

0 dB = 0.976 W/kg

Test Laboratory: Sporton International Inc. SAR/HAC Testing Lab Date: 2016/7/19

43_WCDMA V_RMC 12.2Kbps_Back_10mm_Ch4132_Bottom Ant

Communication System: UID 0, WCDMA (0); Frequency: 826.4 MHz;Duty Cycle: 1:1
Medium: MSL_835_2016/07/19 Medium parameters used: f = 826.4 MHz; σ = 0.967 S/m; ε_r = 54.561; ρ = 1000 kg/m^3
Ambient Temperature：23.8 ℃; Liquid Temperature ：22.5 ℃

DASY5 Configuration:
- Probe: EX3DV4 - SN3935; ConvF(10.3, 10.3, 10.3); Calibrated: 2015/11/27;
- Sensor-Surface: 1.4mm (Mechanical Surface Detection)
- Electronics: DAE4 Sn1358; Calibrated: 2015/8/27
- Phantom: SAM2; Type: QD000P40CD; Serial: TP:1754
- Measurement SW: DASY52, Version 52.8 (8); SEMCAD X Version 14.6.10 (7331)

Ch4132/Area Scan (61x121x1): Interpolated grid: dx=15mm, dy=15mm
Maximum value of SAR (interpolated) = 0.553 W/kg

Ch4132/Zoom Scan (5x5x7)/Cube 0: Measurement grid: dx=8mm, dy=8mm, dz=5mm
Reference Value = 15.76 V/m; Power Drift = -0.08 dB
Peak SAR (extrapolated) = 0.675 W/kg
SAR(1 g) = 0.373 W/kg; SAR(10 g) = 0.209 W/kg
Maximum value of SAR (measured) = 0.557 W/kg

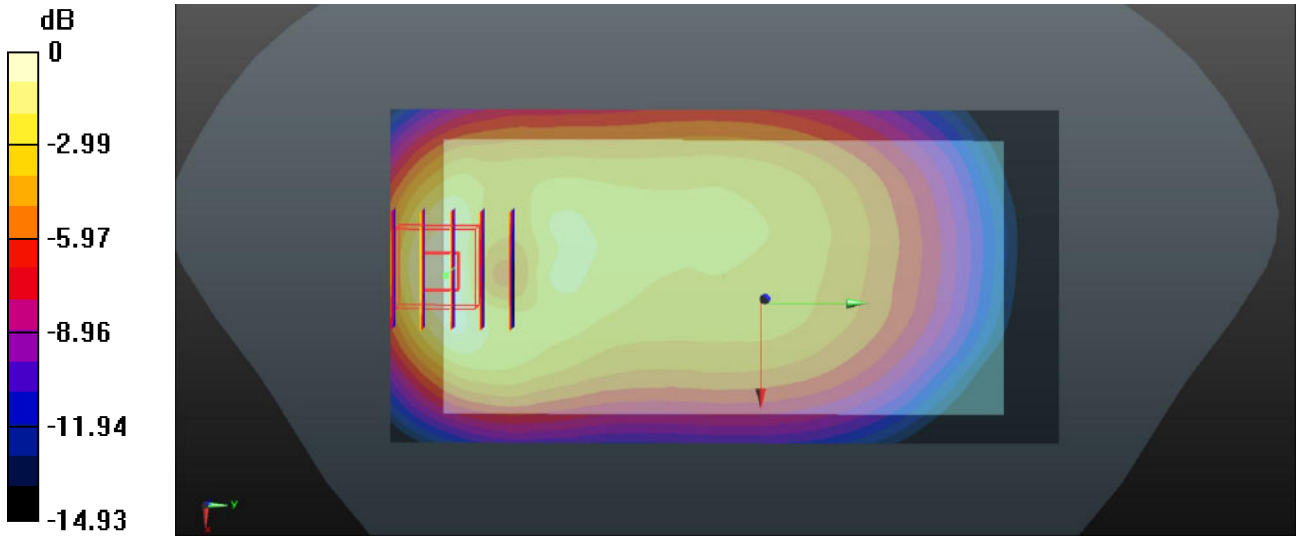

0 dB = 0.557 W/kg

Test Laboratory: Sporton International Inc. SAR/HAC Testing Lab Date: 2016/7/5

44_WCDMA IV_RMC 12.2Kbps_Back_10mm_Ch1413_Bottom Ant

Communication System: UID 0, WCDMA (0); Frequency: 1732.6 MHz;Duty Cycle: 1:1
Medium: MSL_1750_2016/07/05 Medium parameters used: f = 1733 MHz; σ = 1.499 S/m; ε_r = 53.179; ρ = 1000 kg/m^3
Ambient Temperature：23.5 ℃; Liquid Temperature ：22.7 ℃

DASY5 Configuration:
- Probe: EX3DV4 - SN3935; ConvF(8.24, 8.24, 8.24); Calibrated: 2015/11/27;
- Sensor-Surface: 1.4mm (Mechanical Surface Detection)
- Electronics: DAE4 Sn1358; Calibrated: 2015/8/27
- Phantom: SAM1; Type: QD000P40CD; Serial: TP:1753
- Measurement SW: DASY52, Version 52.8 (8); SEMCAD X Version 14.6.10 (7331)

Ch1413/Area Scan (61x121x1): Interpolated grid: dx=15mm, dy=15mm
Maximum value of SAR (interpolated) = 1.04 W/kg

Ch1413/Zoom Scan (5x5x7)/Cube 0: Measurement grid: dx=8mm, dy=8mm, dz=5mm
Reference Value = 4.616 V/m; Power Drift = 0.02 dB
Peak SAR (extrapolated) = 1.19 W/kg
SAR(1 g) = 0.646 W/kg; SAR(10 g) = 0.315 W/kg
Maximum value of SAR (measured) = 0.992 W/kg

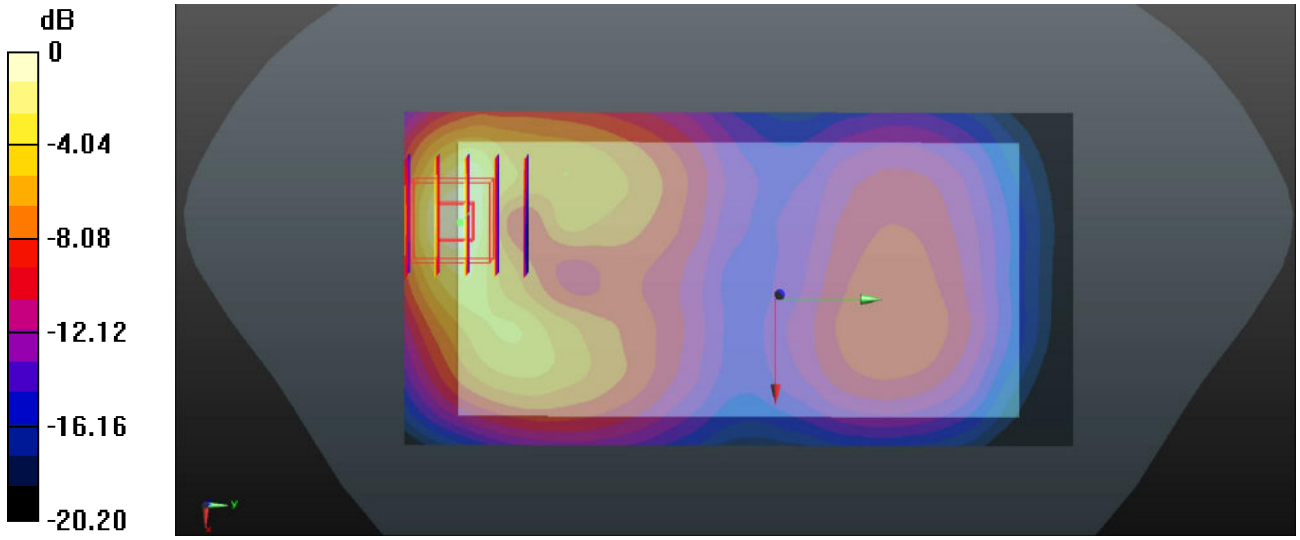

0 dB = 0.992 W/kg

Test Laboratory: Sporton International Inc. SAR/HAC Testing Lab Date: 2016/7/20

45_WCDMA II_RMC 12.2Kbps_Back_10mm_Ch9538_Bottom Ant

Communication System: UID 0, WCDMA (0); Frequency: 1907.6 MHz;Duty Cycle: 1:1
Medium: MSL_1900_2016/07/20 Medium parameters used: f = 1908 MHz; σ = 1.536 S/m; ε_r = 55.192; ρ = 1000 kg/m^3
Ambient Temperature：23.3 ℃; Liquid Temperature ：22.4 ℃

DASY5 Configuration:
- Probe: EX3DV4 - SN3935; ConvF(7.99, 7.99, 7.99); Calibrated: 2015/11/27;
- Sensor-Surface: 1.4mm (Mechanical Surface Detection)
- Electronics: DAE4 Sn1358; Calibrated: 2015/8/27
- Phantom: SAM1; Type: QD000P40CD; Serial: TP:1753
- Measurement SW: DASY52, Version 52.8 (8); SEMCAD X Version 14.6.10 (7331)

Ch9538/Area Scan (61x121x1): Interpolated grid: dx=15mm, dy=15mm
Maximum value of SAR (interpolated) = 1.22 W/kg

Ch9538/Zoom Scan (5x5x7)/Cube 0: Measurement grid: dx=8mm, dy=8mm, dz=5mm
Reference Value = 7.754 V/m; Power Drift = -0.15 dB
Peak SAR (extrapolated) = 1.25 W/kg
SAR(1 g) = 0.659 W/kg; SAR(10 g) = 0.333 W/kg
Maximum value of SAR (measured) = 0.983 W/kg

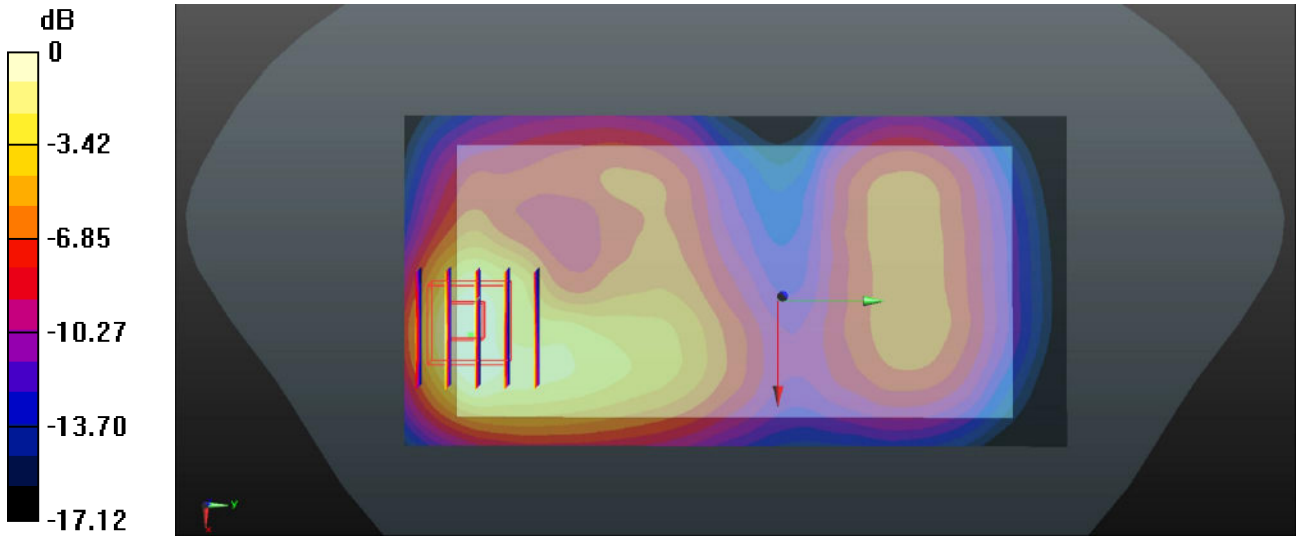

0 dB = 0.983 W/kg

Test Laboratory: Sporton International Inc. SAR/HAC Testing Lab Date: 2016/7/19

46_CDMA2000 BC10_1xRTT RC3 SO32_Back_10mm_Ch1013_Bottom Ant

Communication System: UID 0, CDMA2000 (0); Frequency: 824.7 MHz;Duty Cycle: 1:1
Medium: MSL_835_2016/07/19 Medium parameters used: f = 825 MHz; σ = 0.966 S/m; ε_r = 54.574; ρ = 1000 kg/m^3
Ambient Temperature：23.8 ℃; Liquid Temperature ：22.5 ℃

DASY5 Configuration:
- Probe: EX3DV4 - SN3935; ConvF(10.3, 10.3, 10.3); Calibrated: 2015/11/27;
- Sensor-Surface: 1.4mm (Mechanical Surface Detection)
- Electronics: DAE4 Sn1358; Calibrated: 2015/8/27
- Phantom: SAM2; Type: QD000P40CD; Serial: TP:1754
- Measurement SW: DASY52, Version 52.8 (8); SEMCAD X Version 14.6.10 (7331)

Ch1013/Area Scan (61x121x1): Interpolated grid: dx=15mm, dy=15mm
Maximum value of SAR (interpolated) = 0.441 W/kg

Ch1013/Zoom Scan (5x5x7)/Cube 0: Measurement grid: dx=8mm, dy=8mm, dz=5mm
Reference Value = 14.75 V/m; Power Drift = -0.03 dB
Peak SAR (extrapolated) = 0.520 W/kg
SAR(1 g) = 0.296 W/kg; SAR(10 g) = 0.169 W/kg
Maximum value of SAR (measured) = 0.440 W/kg

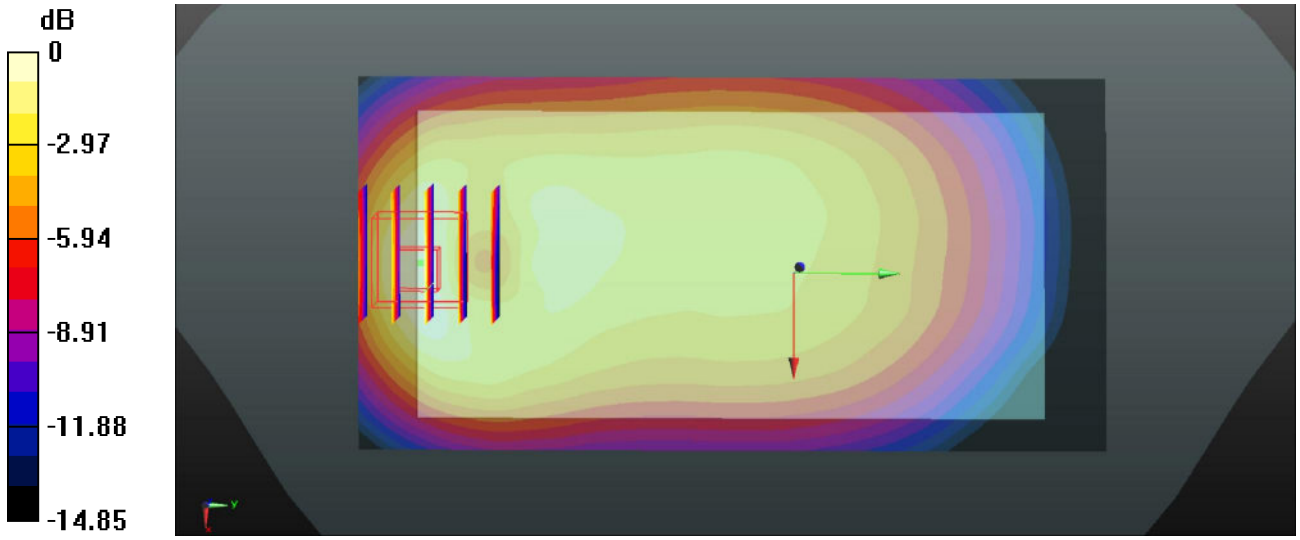

0 dB = 0.440 W/kg

Test Laboratory: Sporton International Inc. SAR/HAC Testing Lab Date: 2016/7/19

47_CDMA2000 BC0_1xRTT RC3 SO32_Back_10mm_Ch476_Bottom Ant

Communication System: UID 0, CDMA2000 (0); Frequency: 817.9 MHz;Duty Cycle: 1:1
Medium: MSL_835_2016/07/19 Medium parameters used: f = 818 MHz; σ = 0.957 S/m; ε_r = 54.681; ρ = 1000 kg/m^3
Ambient Temperature：23.8 ℃; Liquid Temperature ：22.5 ℃

DASY5 Configuration:
- Probe: EX3DV4 - SN3935; ConvF(10.3, 10.3, 10.3); Calibrated: 2015/11/27;
- Sensor-Surface: 1.4mm (Mechanical Surface Detection)
- Electronics: DAE4 Sn1358; Calibrated: 2015/8/27
- Phantom: SAM2; Type: QD000P40CD; Serial: TP:1754
- Measurement SW: DASY52, Version 52.8 (8); SEMCAD X Version 14.6.10 (7331)

Ch476/Area Scan (61x121x1): Interpolated grid: dx=15mm, dy=15mm
Maximum value of SAR (interpolated) = 0.439 W/kg

Ch476/Zoom Scan (5x5x7)/Cube 0: Measurement grid: dx=8mm, dy=8mm, dz=5mm
Reference Value = 15.04 V/m; Power Drift = -0.01 dB
Peak SAR (extrapolated) = 0.524 W/kg
SAR(1 g) = 0.298 W/kg; SAR(10 g) = 0.171 W/kg
Maximum value of SAR (measured) = 0.444 W/kg

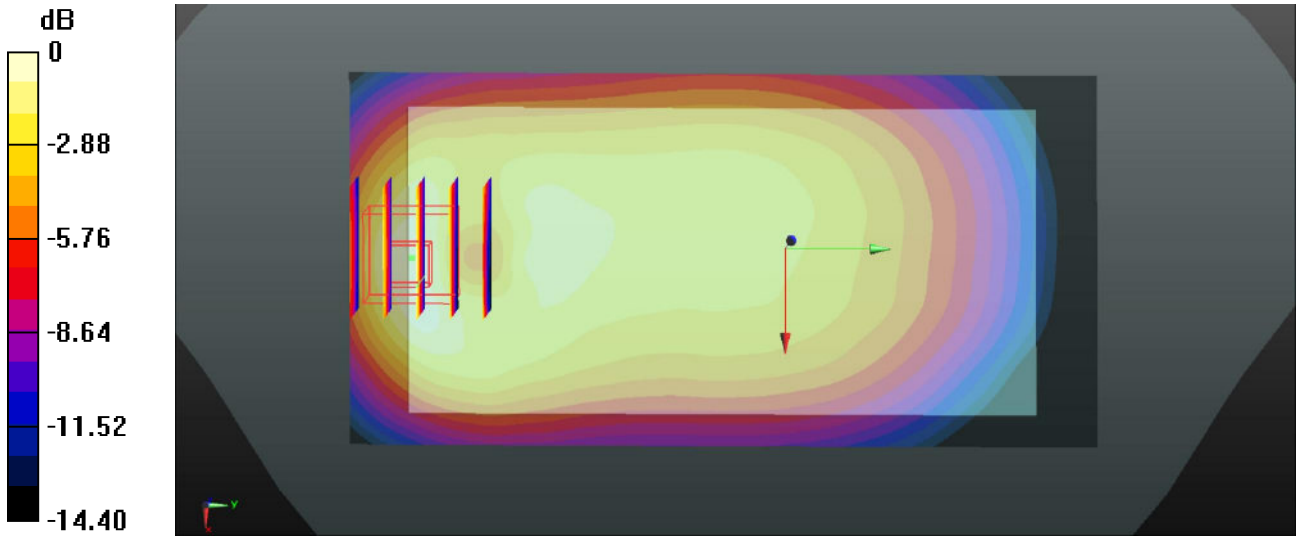

0 dB = 0.444 W/kg

Test Laboratory: Sporton International Inc. SAR/HAC Testing Lab Date: 2016/7/20

48_CDMA2000 BC1_1xRTT RC3 SO32_Back_10mm_Ch1175_Bottom Ant

Communication System: UID 0, CDMA2000 (0); Frequency: 1908.75 MHz;Duty Cycle: 1:1
Medium: MSL_1900_2016/07/20 Medium parameters used: f = 1909 MHz; σ = 1.538 S/m; ε_r = 55.185; ρ = 1000 kg/m^3
Ambient Temperature：23.3 ℃; Liquid Temperature ：22.4 ℃

DASY5 Configuration:
- Probe: EX3DV4 - SN3935; ConvF(7.99, 7.99, 7.99); Calibrated: 2015/11/27;
- Sensor-Surface: 1.4mm (Mechanical Surface Detection)
- Electronics: DAE4 Sn1358; Calibrated: 2015/8/27
- Phantom: SAM1; Type: QD000P40CD; Serial: TP:1753
- Measurement SW: DASY52, Version 52.8 (8); SEMCAD X Version 14.6.10 (7331)

Ch1175/Area Scan (61x121x1): Interpolated grid: dx=15mm, dy=15mm
Maximum value of SAR (interpolated) = 1.32 W/kg

Ch1175/Zoom Scan (5x5x7)/Cube 0: Measurement grid: dx=8mm, dy=8mm, dz=5mm
Reference Value = 10.16 V/m; Power Drift = -0.12 dB
Peak SAR (extrapolated) = 1.77 W/kg
SAR(1 g) = 0.904 W/kg; SAR(10 g) = 0.458 W/kg
Maximum value of SAR (measured) = 1.47 W/kg

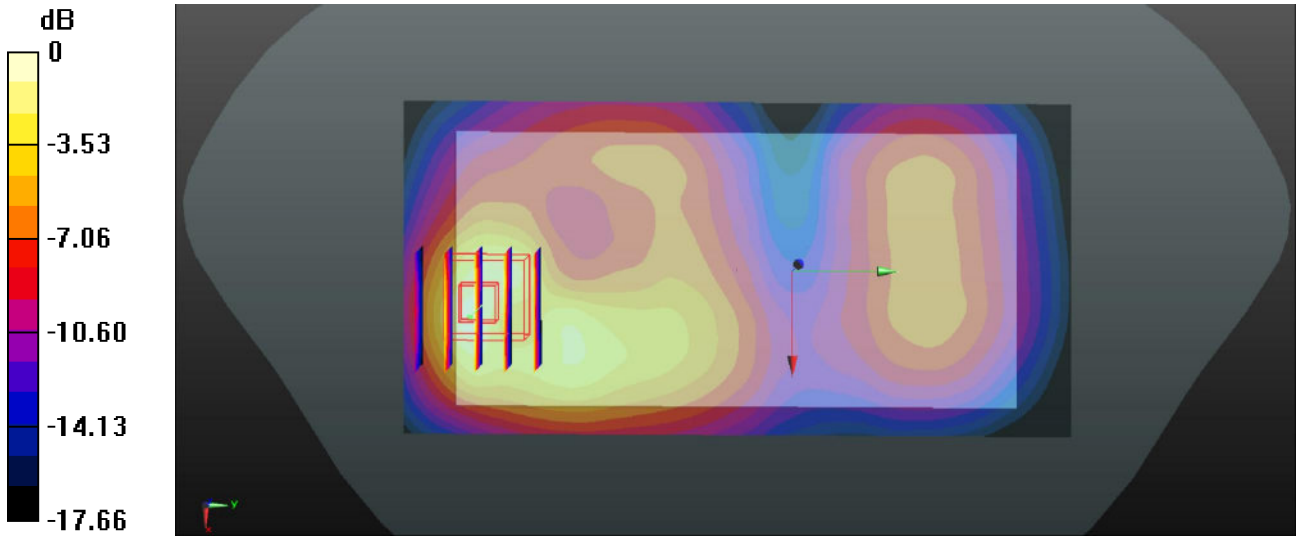

0 dB = 1.47 W/kg

Test Laboratory: Sporton International Inc. SAR/HAC Testing Lab Date: 2016/7/19

49_LTE Band 12_10M_QPSK_25RB_0offset_Back_10mm_Ch23095_Bottom Ant

Communication System: UID 0, FDD-LTE (0); Frequency: 707.5 MHz;Duty Cycle: 1:1
Medium: MSL_750_2016/07/19 Medium parameters used: f = 707.5 MHz; σ = 0.925 S/m; ε_r = 55.5; ρ = 1000 kg/m^3
Ambient Temperature：23.8 ℃; Liquid Temperature ：22.5 ℃

DASY5 Configuration:
- Probe: EX3DV4 - SN3935; ConvF(10.59, 10.59, 10.59); Calibrated: 2015/11/27;
- Sensor-Surface: 1.4mm (Mechanical Surface Detection)
- Electronics: DAE4 Sn1358; Calibrated: 2015/8/27
- Phantom: SAM2; Type: QD000P40CD; Serial: TP:1754
- Measurement SW: DASY52, Version 52.8 (8); SEMCAD X Version 14.6.10 (7331)

Ch23095/Area Scan (61x121x1): Interpolated grid: dx=15mm, dy=15mm
Maximum value of SAR (interpolated) = 0.311 W/kg

Ch23095/Zoom Scan (5x5x7)/Cube 0: Measurement grid: dx=8mm, dy=8mm, dz=5mm
Reference Value = 11.82 V/m; Power Drift = -0.02 dB
Peak SAR (extrapolated) = 0.391 W/kg
SAR(1 g) = 0.199 W/kg; SAR(10 g) = 0.116 W/kg
Maximum value of SAR (measured) = 0.311 W/kg

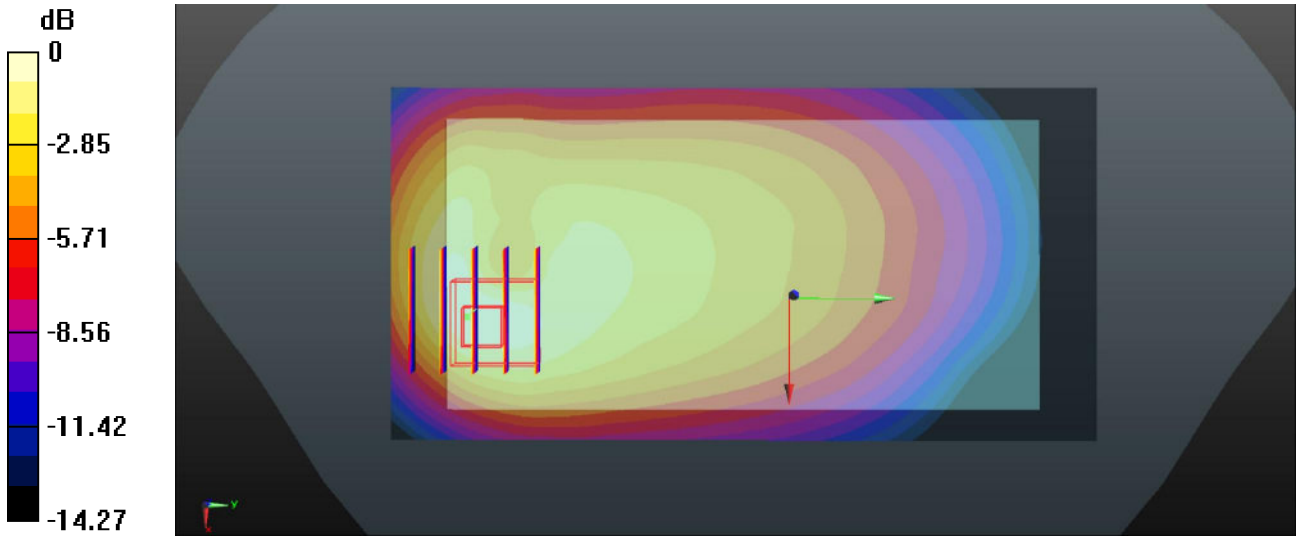

0 dB = 0.311 W/kg

Test Laboratory: Sporton International Inc. SAR/HAC Testing Lab Date: 2016/7/19

50_LTE Band 13_10M_QPSK_1RB_0offset_Back_10mm_Ch23230_Bottom Ant

Communication System: UID 0, FDD-LTE (0); Frequency: 782 MHz;Duty Cycle: 1:1
Medium: MSL_750_2016/07/19 Medium parameters used: f = 782 MHz; σ = 0.995 S/m; ε_r = 54.712; ρ = 1000 kg/m^3
Ambient Temperature：23.8 ℃; Liquid Temperature ：22.5 ℃

DASY5 Configuration:
- Probe: EX3DV4 - SN3935; ConvF(10.59, 10.59, 10.59); Calibrated: 2015/11/27;
- Sensor-Surface: 1.4mm (Mechanical Surface Detection)
- Electronics: DAE4 Sn1358; Calibrated: 2015/8/27
- Phantom: SAM2; Type: QD000P40CD; Serial: TP:1754
- Measurement SW: DASY52, Version 52.8 (8); SEMCAD X Version 14.6.10 (7331)

Ch23230/Area Scan (61x121x1): Interpolated grid: dx=15mm, dy=15mm
Maximum value of SAR (interpolated) = 0.617 W/kg

Ch23230/Zoom Scan (5x5x7)/Cube 0: Measurement grid: dx=8mm, dy=8mm, dz=5mm
Reference Value = 17.13 V/m; Power Drift = 0.01 dB
Peak SAR (extrapolated) = 0.736 W/kg
SAR(1 g) = 0.402 W/kg; SAR(10 g) = 0.229 W/kg
Maximum value of SAR (measured) = 0.610 W/kg

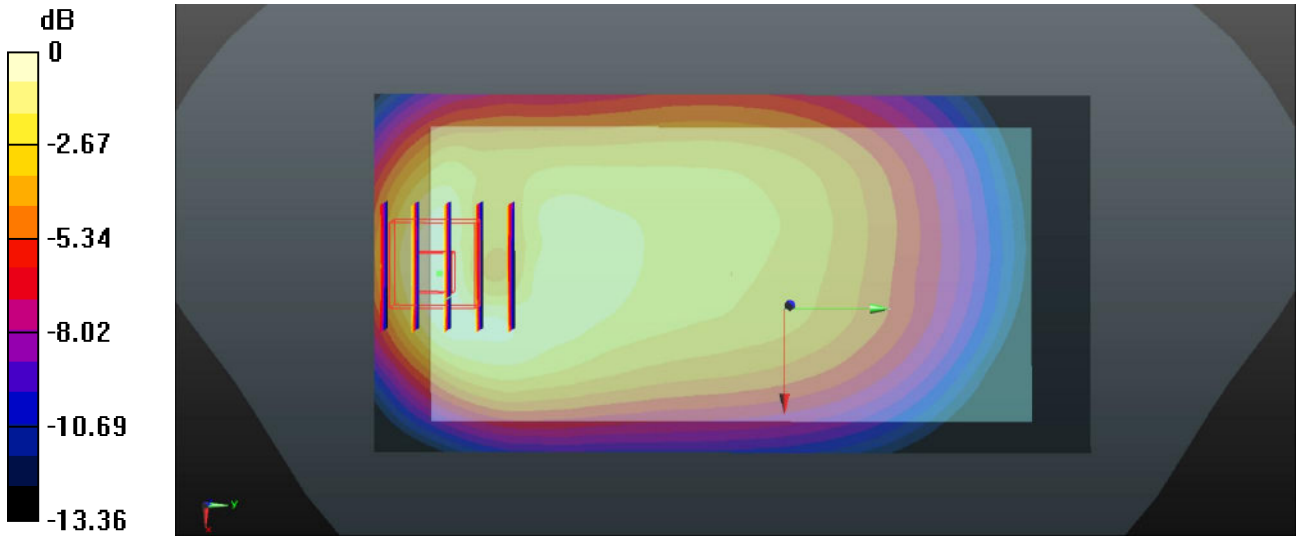

0 dB = 0.610 W/kg

Test Laboratory: Sporton International Inc. SAR/HAC Testing Lab Date: 2016/7/19

51_LTE Band 26_15M_QPSK_1RB_0offset_Back_10mm_Ch26865_Top Ant

Communication System: UID 0, FDD-LTE (0); Frequency: 831.5 MHz;Duty Cycle: 1:1
Medium: MSL_835_2016/07/19 Medium parameters used: f = 831.5 MHz; σ = 0.973 S/m; ε_r = 54.503; ρ = 1000 kg/m^3
Ambient Temperature：23.8 ℃; Liquid Temperature ：22.5 ℃

DASY5 Configuration:
- Probe: EX3DV4 - SN3935; ConvF(10.3, 10.3, 10.3); Calibrated: 2015/11/27;
- Sensor-Surface: 1.4mm (Mechanical Surface Detection)
- Electronics: DAE4 Sn1358; Calibrated: 2015/8/27
- Phantom: SAM2; Type: QD000P40CD; Serial: TP:1754
- Measurement SW: DASY52, Version 52.8 (8); SEMCAD X Version 14.6.10 (7331)

Ch26865/Area Scan (61x121x1): Interpolated grid: dx=15mm, dy=15mm
Maximum value of SAR (interpolated) = 0.300 W/kg

Ch26865/Zoom Scan (5x5x7)/Cube 0: Measurement grid: dx=8mm, dy=8mm, dz=5mm
Reference Value = 8.576 V/m; Power Drift = -0.06 dB
Peak SAR (extrapolated) = 0.395 W/kg
SAR(1 g) = 0.214 W/kg; SAR(10 g) = 0.117 W/kg
Maximum value of SAR (measured) = 0.321 W/kg

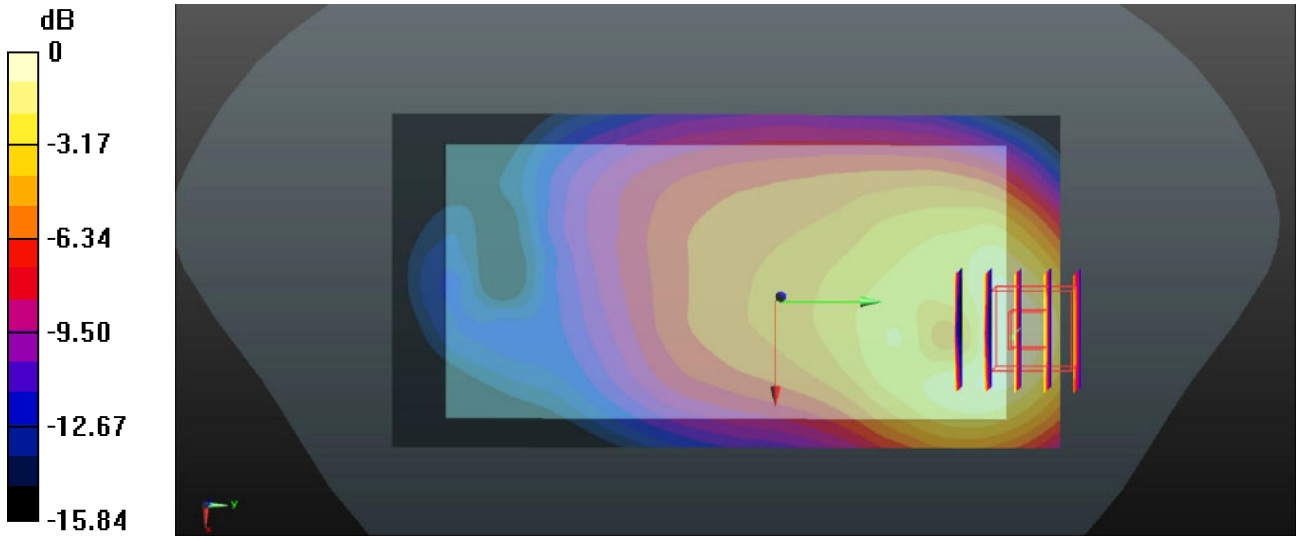

0 dB = 0.321 W/kg

Test Laboratory: Sporton International Inc. SAR/HAC Testing Lab Date: 2016/7/5

52_LTE Band 4_20M_QPSK_1RB_0offset_Back_10mm_Ch20175_Bottom Ant

Communication System: UID 0, FDD-LTE (0); Frequency: 1732.5 MHz;Duty Cycle: 1:1
Medium: MSL_1750_2016/07/05 Medium parameters used: f = 1732.5 MHz; σ = 1.498 S/m; ε_r = 53.18; ρ = 1000 kg/m^3
Ambient Temperature：23.5 ℃; Liquid Temperature ：22.7 ℃

DASY5 Configuration:
- Probe: EX3DV4 - SN3935; ConvF(8.24, 8.24, 8.24); Calibrated: 2015/11/27;
- Sensor-Surface: 1.4mm (Mechanical Surface Detection)
- Electronics: DAE4 Sn1358; Calibrated: 2015/8/27
- Phantom: SAM1; Type: QD000P40CD; Serial: TP:1753
- Measurement SW: DASY52, Version 52.8 (8); SEMCAD X Version 14.6.10 (7331)

Ch20175/Area Scan (61x121x1): Interpolated grid: dx=15mm, dy=15mm
Maximum value of SAR (interpolated) = 0.810 W/kg

Ch20175/Zoom Scan (5x5x7)/Cube 0: Measurement grid: dx=8mm, dy=8mm, dz=5mm
Reference Value = 4.448 V/m; Power Drift = 0.13 dB
Peak SAR (extrapolated) = 0.932 W/kg
SAR(1 g) = 0.514 W/kg; SAR(10 g) = 0.255 W/kg
Maximum value of SAR (measured) = 0.805 W/kg

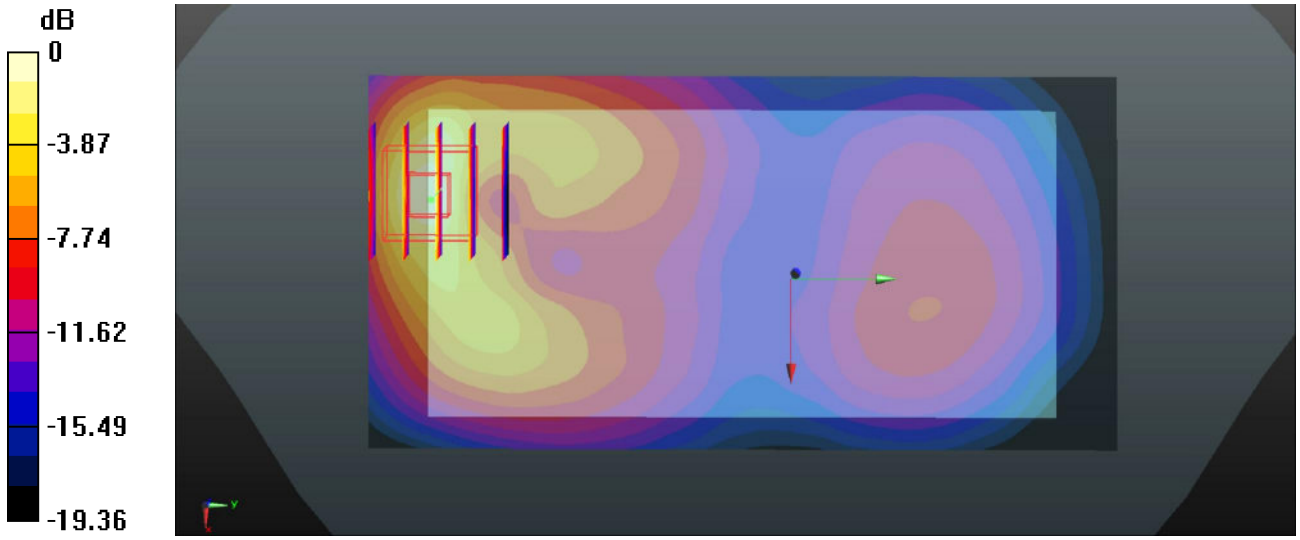

0 dB = 0.805 W/kg

Test Laboratory: Sporton International Inc. SAR/HAC Testing Lab Date: 2016/7/20

53_LTE Band 25_20M_QPSK_1RB_0offset_Back_10mm_Ch26340_Bottom Ant

Communication System: UID 0, FDD-LTE (0); Frequency: 1880 MHz;Duty Cycle: 1:1
Medium: MSL_1900_2016/07/20 Medium parameters used: f = 1880 MHz; σ = 1.508 S/m; ε_r = 55.364; ρ = 1000 kg/m^3
Ambient Temperature：23.3 ℃; Liquid Temperature ：22.4 ℃

DASY5 Configuration:
- Probe: EX3DV4 - SN3935; ConvF(7.99, 7.99, 7.99); Calibrated: 2015/11/27;
- Sensor-Surface: 1.4mm (Mechanical Surface Detection)
- Electronics: DAE4 Sn1358; Calibrated: 2015/8/27
- Phantom: SAM1; Type: QD000P40CD; Serial: TP:1753
- Measurement SW: DASY52, Version 52.8 (8); SEMCAD X Version 14.6.10 (7331)

Ch26340/Area Scan (61x121x1): Interpolated grid: dx=15mm, dy=15mm
Maximum value of SAR (interpolated) = 1.15 W/kg

Ch26340/Zoom Scan (5x5x7)/Cube 0: Measurement grid: dx=8mm, dy=8mm, dz=5mm
Reference Value = 8.232 V/m; Power Drift = -0.12 dB
Peak SAR (extrapolated) = 1.32 W/kg
SAR(1 g) = 0.689 W/kg; SAR(10 g) = 0.355 W/kg
Maximum value of SAR (measured) = 1.11 W/kg

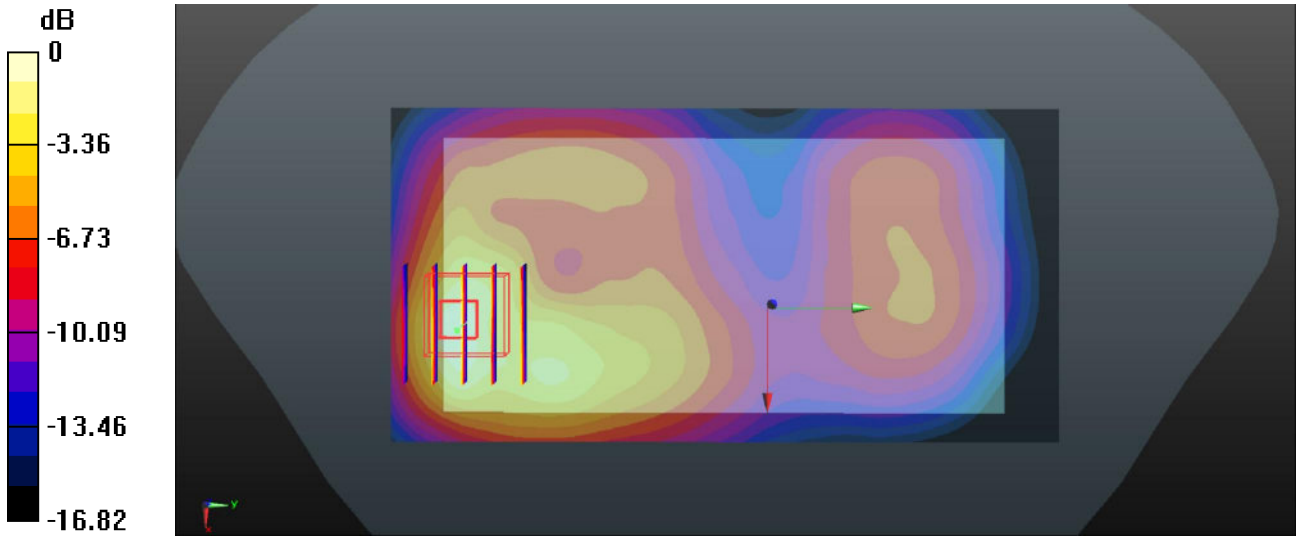

0 dB = 1.11 W/kg

Test Laboratory: Sporton International Inc. SAR/HAC Testing Lab Date: 2016/7/2

54_LTE Band 30_10M_QPSK_1RB_25offset_Back_10mm_Ch27710_Bottom Ant

Communication System: UID 0, FDD-LTE (0); Frequency: 2310 MHz;Duty Cycle: 1:1
Medium: MSL_2300_2016/07/02 Medium parameters used: f = 2310 MHz; σ = 1.782 S/m; ε_r = 53.246; ρ = 1000 kg/m^3
Ambient Temperature：23.5 ℃; Liquid Temperature ：22.3 ℃

DASY5 Configuration:
- Probe: EX3DV4 - SN3935; ConvF(7.72, 7.72, 7.72); Calibrated: 2015/11/27;
- Sensor-Surface: 1.4mm (Mechanical Surface Detection)
- Electronics: DAE4 Sn1358; Calibrated: 2015/8/27
- Phantom: SAM1; Type: QD000P40CD; Serial: TP:1753
- Measurement SW: DASY52, Version 52.8 (8); SEMCAD X Version 14.6.10 (7331)

Ch27710/Area Scan (81x151x1): Interpolated grid: dx=12mm, dy=12mm
Maximum value of SAR (interpolated) = 0.399 W/kg

Ch27710/Zoom Scan (7x7x7)/Cube 0: Measurement grid: dx=5mm, dy=5mm, dz=5mm
Reference Value = 6.766 V/m; Power Drift = -0.15 dB
Peak SAR (extrapolated) = 0.497 W/kg
SAR(1 g) = 0.296 W/kg; SAR(10 g) = 0.164 W/kg
Maximum value of SAR (measured) = 0.395 W/kg

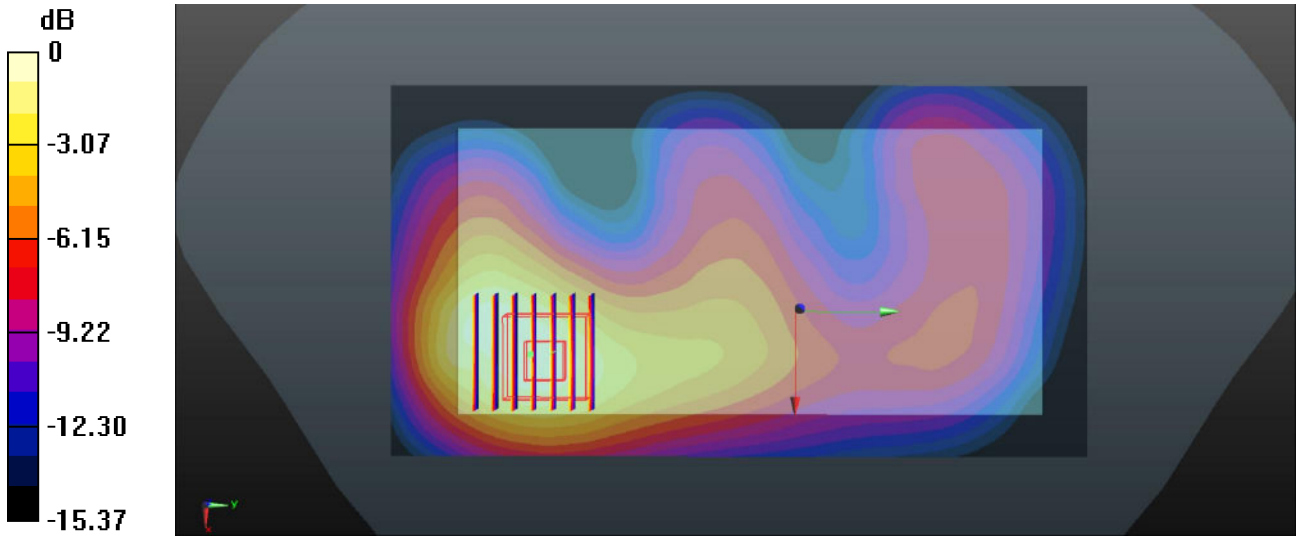

0 dB = 0.395 W/kg

Test Laboratory: Sporton International Inc. SAR/HAC Testing Lab Date: 2016/7/2

55_LTE Band 7_20M_QPSK_1RB_0offset_Back_10mm_Ch21350_Bottom Ant

Communication System: UID 0, FDD-LTE (0); Frequency: 2560 MHz;Duty Cycle: 1:1
Medium: MSL_2600_2016/07/02 Medium parameters used: f = 2560 MHz; σ = 2.121 S/m; ε_r = 52.405; ρ = 1000 kg/m^3
Ambient Temperature：23.5 ℃; Liquid Temperature ：22.3 ℃

DASY5 Configuration:
- Probe: EX3DV4 - SN3935; ConvF(7.37, 7.37, 7.37); Calibrated: 2015/11/27;
- Sensor-Surface: 1.4mm (Mechanical Surface Detection)
- Electronics: DAE4 Sn1358; Calibrated: 2015/8/27
- Phantom: SAM1; Type: QD000P40CD; Serial: TP:1753
- Measurement SW: DASY52, Version 52.8 (8); SEMCAD X Version 14.6.10 (7331)

Ch21350/Area Scan (81x151x1): Interpolated grid: dx=12mm, dy=12mm
Maximum value of SAR (interpolated) = 0.403 W/kg

Ch21350/Zoom Scan (7x7x7)/Cube 0: Measurement grid: dx=5mm, dy=5mm, dz=5mm
Reference Value = 6.157 V/m; Power Drift = -0.14 dB
Peak SAR (extrapolated) = 0.535 W/kg
SAR(1 g) = 0.296 W/kg; SAR(10 g) = 0.158 W/kg
Maximum value of SAR (measured) = 0.408 W/kg

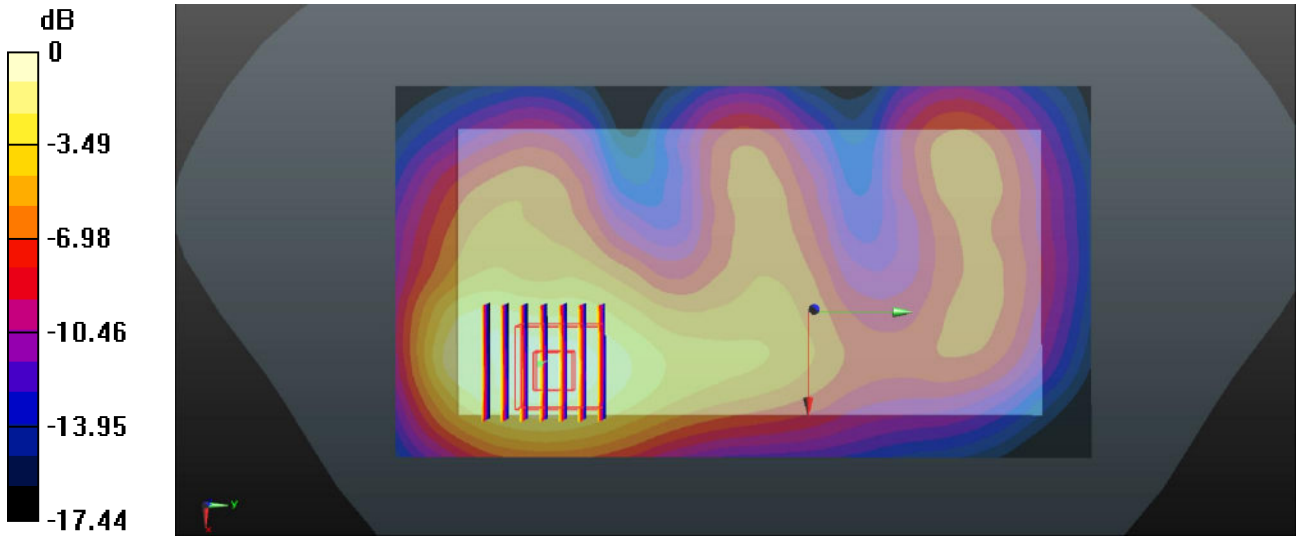

0 dB = 0.408 W/kg

Test Laboratory: Sporton International Inc. SAR/HAC Testing Lab Date: 2016/7/2

56_LTE Band 41_20M_QPSK_1RB_0offset_Back_10mm_Ch40185_Bottom Ant

Communication System: UID 0, TDD-LTE (0); Frequency: 2549.5 MHz;Duty Cycle: 1:1.59
Medium: MSL_2600_2016/07/02 Medium parameters used: f = 2549.5 MHz; σ = 2.106 S/m; ε_r = 52.446; ρ = 1000 kg/m^3
Ambient Temperature：23.5 ℃; Liquid Temperature ：22.3 ℃

DASY5 Configuration:
- Probe: EX3DV4 - SN3935; ConvF(7.37, 7.37, 7.37); Calibrated: 2015/11/27;
- Sensor-Surface: 1.4mm (Mechanical Surface Detection)
- Electronics: DAE4 Sn1358; Calibrated: 2015/8/27
- Phantom: SAM1; Type: QD000P40CD; Serial: TP:1753
- Measurement SW: DASY52, Version 52.8 (8); SEMCAD X Version 14.6.10 (7331)

Ch40185/Area Scan (81x151x1): Interpolated grid: dx=12mm, dy=12mm
Maximum value of SAR (interpolated) = 0.125 W/kg

Ch40185/Zoom Scan (7x7x7)/Cube 0: Measurement grid: dx=5mm, dy=5mm, dz=5mm
Reference Value = 3.707 V/m; Power Drift = -0.02 dB
Peak SAR (extrapolated) = 0.175 W/kg
SAR(1 g) = 0.097 W/kg; SAR(10 g) = 0.053 W/kg
Maximum value of SAR (measured) = 0.133 W/kg

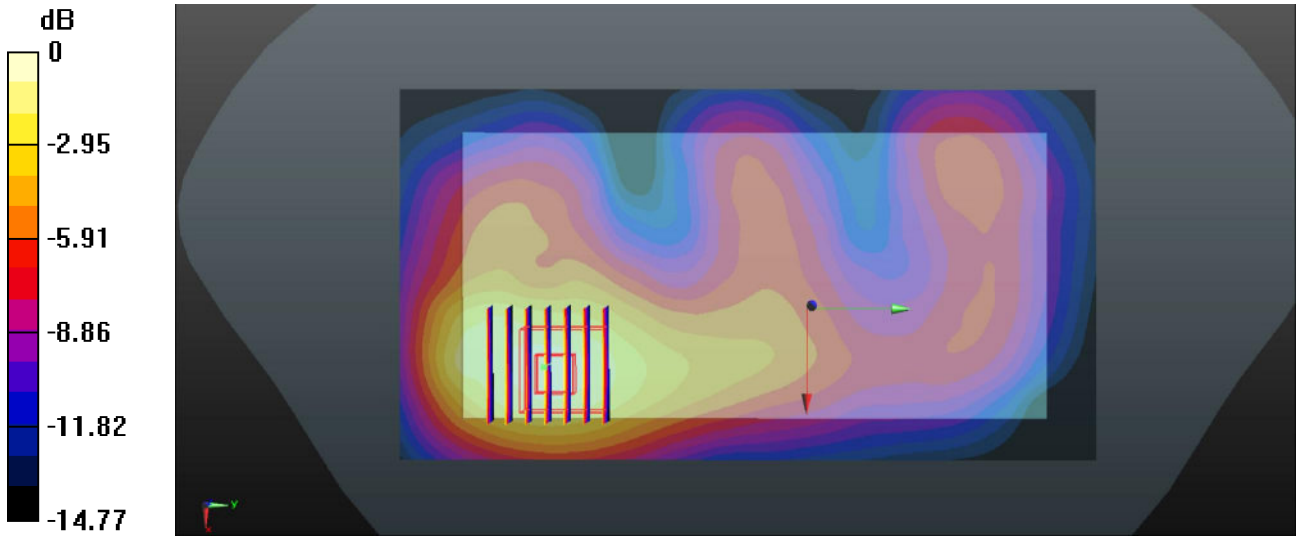

0 dB = 0.133 W/kg

Test Laboratory: Sporton International Inc. SAR/HAC Testing Lab Date: 2016/7/22

57_WLAN2.4GHz_802.11b 1Mbps_Front_10mm_Ch11_Ant 1

Communication System: UID 0, 802.11b (0); Frequency: 2462 MHz;Duty Cycle: 1:1.011
Medium: MSL_2450_2016/07/22 Medium parameters used: f = 2462 MHz; σ = 1.988 S/m; ε_r = 51.797; ρ = 1000 kg/m^3
Ambient Temperature：23.5 ℃; Liquid Temperature ：22.5 ℃

DASY5 Configuration:
- Probe: EX3DV4 - SN3935; ConvF(7.55, 7.55, 7.55); Calibrated: 2015/11/27;
- Sensor-Surface: 1.4mm (Mechanical Surface Detection)
- Electronics: DAE4 Sn1358; Calibrated: 2015/8/27
- Phantom: SAM1; Type: QD000P40CD; Serial: TP:1753
- Measurement SW: DASY52, Version 52.8 (8); SEMCAD X Version 14.6.10 (7331)

Ch11/Area Scan (81x141x1): Interpolated grid: dx=12mm, dy=12mm
Maximum value of SAR (interpolated) = 0.135 W/kg

Ch11/Zoom Scan (7x7x4)/Cube 0: Measurement grid: dx=5mm, dy=5mm, dz=5mm
Reference Value = 3.231 V/m; Power Drift = 0.02 dB
Peak SAR (extrapolated) = 0.161 W/kg
SAR(1 g) = 0.080 W/kg; SAR(10 g) = 0.043 W/kg
Maximum value of SAR (measured) = 0.131 W/kg

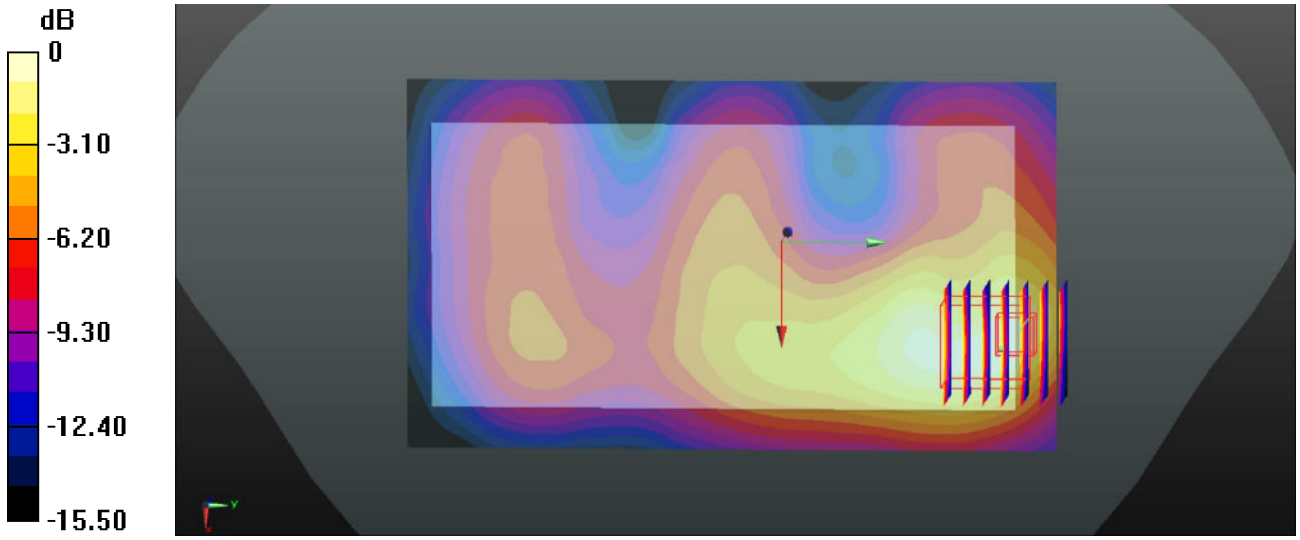

0 dB = 0.131 W/kg

Test Laboratory: Sporton International Inc. SAR/HAC Testing Lab Date: 2016/7/22

58_WLAN2.4GHz_802.11b 1Mbps_Front_10mm_Ch11_Ant 2

Communication System: UID 0, 802.11b (0); Frequency: 2462 MHz;Duty Cycle: 1:1.011
Medium: MSL_2450_2016/07/22 Medium parameters used: f = 2462 MHz; σ = 1.988 S/m; ε_r = 51.797; ρ = 1000 kg/m^3
Ambient Temperature：23.5 ℃; Liquid Temperature ：22.5 ℃

DASY5 Configuration:
- Probe: EX3DV4 - SN3935; ConvF(7.55, 7.55, 7.55); Calibrated: 2015/11/27;
- Sensor-Surface: 1.4mm (Mechanical Surface Detection)
- Electronics: DAE4 Sn1358; Calibrated: 2015/8/27
- Phantom: SAM1; Type: QD000P40CD; Serial: TP:1753
- Measurement SW: DASY52, Version 52.8 (8); SEMCAD X Version 14.6.10 (7331)

Ch11/Area Scan (81x141x1): Interpolated grid: dx=12mm, dy=12mm
Maximum value of SAR (interpolated) = 0.0296 W/kg

Ch11/Zoom Scan (7x7x4)/Cube 0: Measurement grid: dx=5mm, dy=5mm, dz=5mm
Reference Value = 1.952 V/m; Power Drift = 0.04 dB
Peak SAR (extrapolated) = 0.0330 W/kg
SAR(1 g) = 0.019 W/kg; SAR(10 g) = 0.012 W/kg
Maximum value of SAR (measured) = 0.0276 W/kg

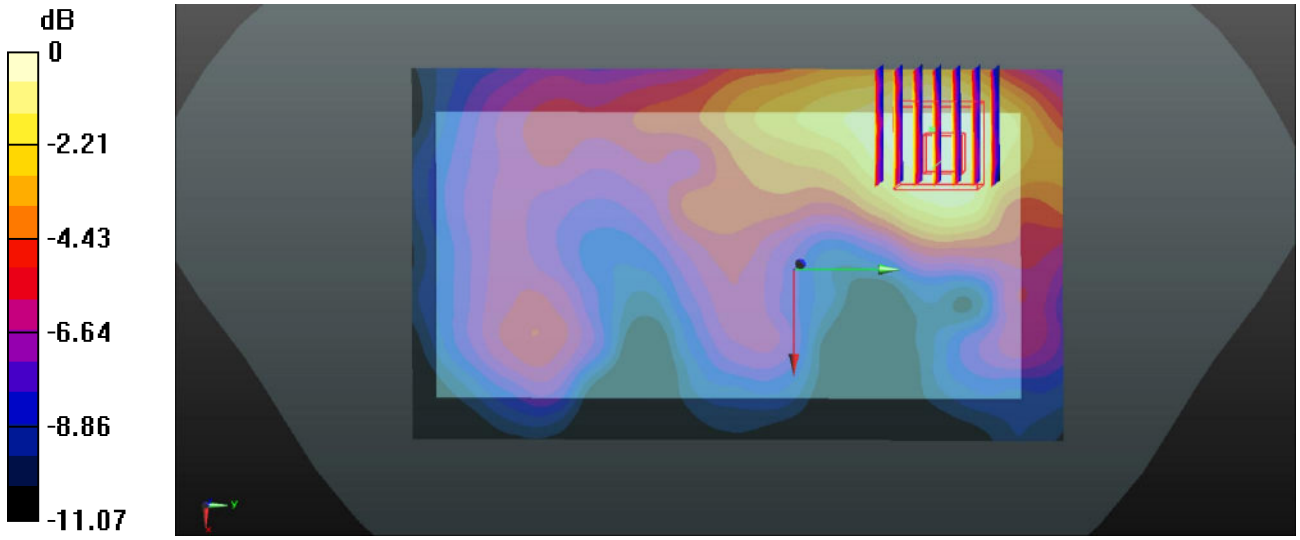

0 dB = 0.0276 W/kg

Test Laboratory: Sporton International Inc. SAR/HAC Testing Lab Date: 2016/7/22

59_WLAN2.4GHz_802.11b 1Mbps_Front_10mm_Ch11_Ant 1+2

Communication System: UID 0, 802.11b (0); Frequency: 2462 MHz;Duty Cycle: 1:1.009
Medium: MSL_2450_2016/07/22 Medium parameters used: f = 2462 MHz; σ = 1.988 S/m; ε_r = 51.797; ρ = 1000 kg/m^3
Ambient Temperature：23.5 ℃; Liquid Temperature ：22.5 ℃

DASY5 Configuration:
- Probe: EX3DV4 - SN3935; ConvF(7.55, 7.55, 7.55); Calibrated: 2015/11/27;
- Sensor-Surface: 1.4mm (Mechanical Surface Detection)
- Electronics: DAE4 Sn1358; Calibrated: 2015/8/27
- Phantom: SAM1; Type: QD000P40CD; Serial: TP:1753
- Measurement SW: DASY52, Version 52.8 (8); SEMCAD X Version 14.6.10 (7331)

Ch11/Area Scan (81x141x1): Interpolated grid: dx=12mm, dy=12mm
Maximum value of SAR (interpolated) = 0.0605 W/kg

Ch11/Zoom Scan (7x7x4)/Cube 0: Measurement grid: dx=5mm, dy=5mm, dz=5mm
Reference Value = 1.068 V/m; Power Drift = 0.02 dB
Peak SAR (extrapolated) = 0.0740 W/kg
SAR(1 g) = 0.037 W/kg; SAR(10 g) = 0.021 W/kg
Maximum value of SAR (measured) = 0.0593 W/kg

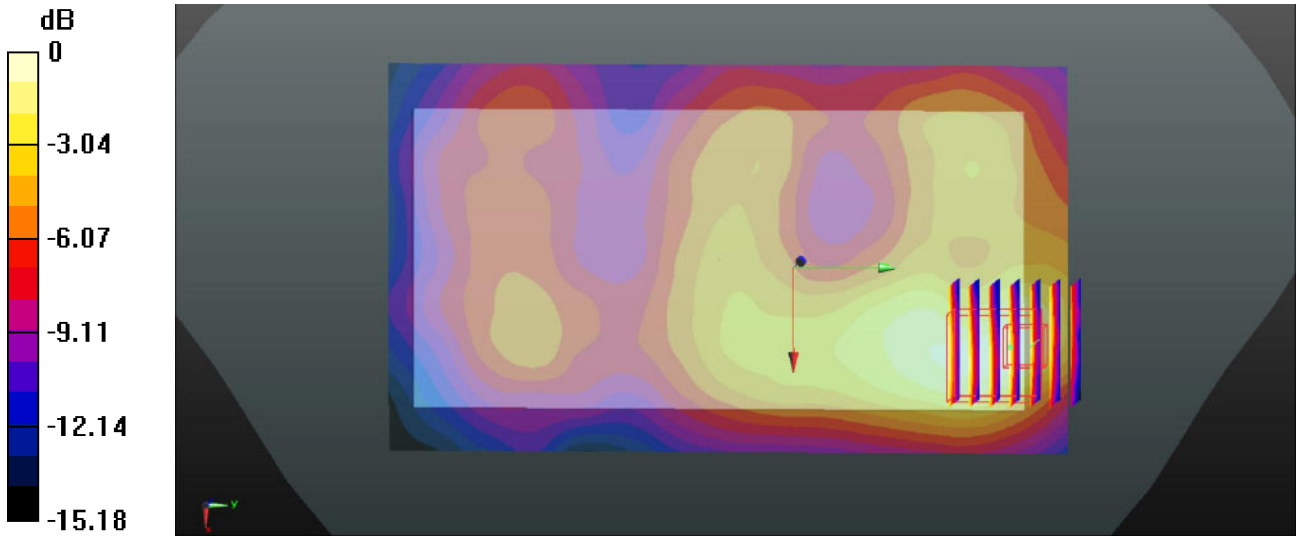

0 dB = 0.0593 W/kg

Test Laboratory: Sporton International Inc. SAR/HAC Testing Lab Date: 2016/7/22

60_WLAN5.2GHz_802.11a 6Mbps_Front_10mm_Ch36_Ant 1

Communication System: UID 0, 802.11a (0); Frequency: 5180 MHz;Duty Cycle: 1:1.042
Medium: MSL_5G_2016/07/22 Medium parameters used: f = 5180 MHz; σ = 5.344 S/m; ε_r = 48.864; ρ = 1000 kg/m^3
Ambient Temperature：23.4 ℃; Liquid Temperature ：22.4 ℃

DASY5 Configuration:
- Probe: EX3DV4 - SN3935; ConvF(4.35, 4.35, 4.35); Calibrated: 2015/11/27;
- Sensor-Surface: 1.4mm (Mechanical Surface Detection)
- Electronics: DAE4 Sn1358; Calibrated: 2015/8/27
- Phantom: SAM1; Type: QD000P40CD; Serial: TP:1753
- Measurement SW: DASY52, Version 52.8 (8); SEMCAD X Version 14.6.10 (7331)

Ch36/Area Scan (91x171x1): Interpolated grid: dx=10mm, dy=10mm
Maximum value of SAR (interpolated) = 0.144 W/kg

Ch36/Zoom Scan (7x7x7)/Cube 0: Measurement grid: dx=4mm, dy=4mm, dz=1.4mm
Reference Value = 1.984 V/m; Power Drift = -0.09 dB
Peak SAR (extrapolated) = 0.205 W/kg
SAR(1 g) = 0.070 W/kg; SAR(10 g) = 0.036 W/kg
Maximum value of SAR (measured) = 0.135 W/kg

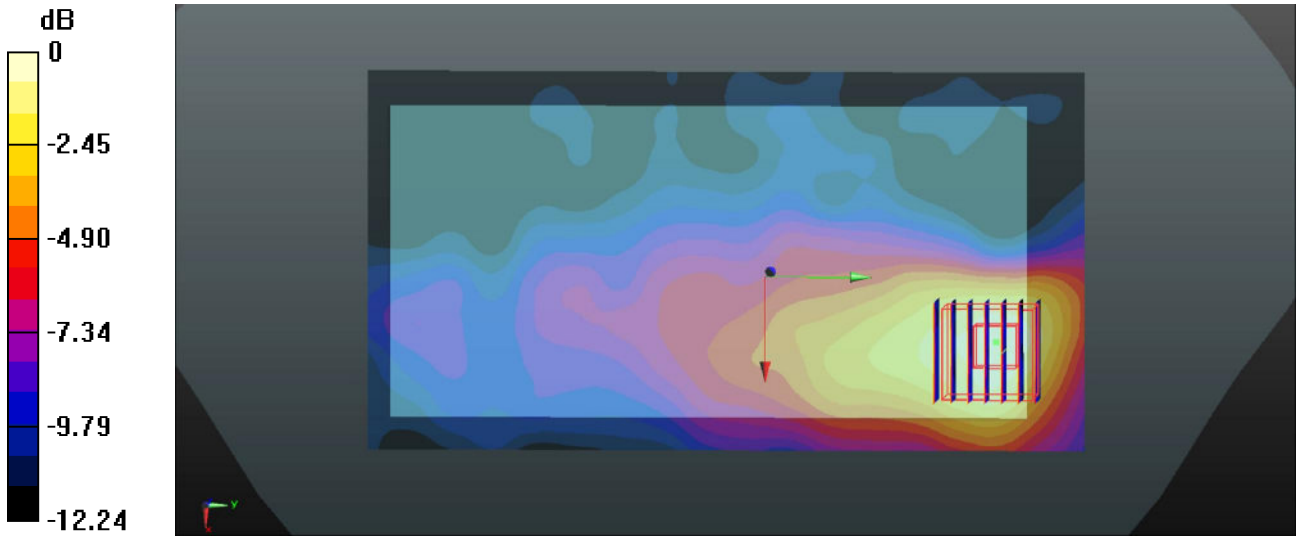

0 dB = 0.135 W/kg

Test Laboratory: Sporton International Inc. SAR/HAC Testing Lab Date: 2016/7/22

61_WLAN5.8GHz_802.11a 6Mbps_Front_10mm_Ch165_Ant 1

Communication System: UID 0, 802.11a (0); Frequency: 5825 MHz;Duty Cycle: 1:1.042
Medium: MSL_5G_2016/07/22 Medium parameters used: f = 5825 MHz; σ = 6.22 S/m; ε_r = 47.78; ρ = 1000 kg/m^3
Ambient Temperature：23.4 ℃; Liquid Temperature ：22.4 ℃

DASY5 Configuration:
- Probe: EX3DV4 - SN3935; ConvF(3.81, 3.81, 3.81); Calibrated: 2015/11/27;
- Sensor-Surface: 1.4mm (Mechanical Surface Detection)
- Electronics: DAE4 Sn1358; Calibrated: 2015/8/27
- Phantom: SAM1; Type: QD000P40CD; Serial: TP:1753
- Measurement SW: DASY52, Version 52.8 (8); SEMCAD X Version 14.6.10 (7331)

Ch165/Area Scan (91x171x1): Interpolated grid: dx=10mm, dy=10mm
Maximum value of SAR (interpolated) = 0.0331 W/kg

Ch165/Zoom Scan (7x7x7)/Cube 0: Measurement grid: dx=4mm, dy=4mm, dz=1.4mm
Reference Value = 1.674 V/m; Power Drift = 0.01 dB
Peak SAR (extrapolated) = 0.125 W/kg
SAR(1 g) = 0.025 W/kg; SAR(10 g) = 0.019 W/kg
Maximum value of SAR (measured) = 0.0415 W/kg

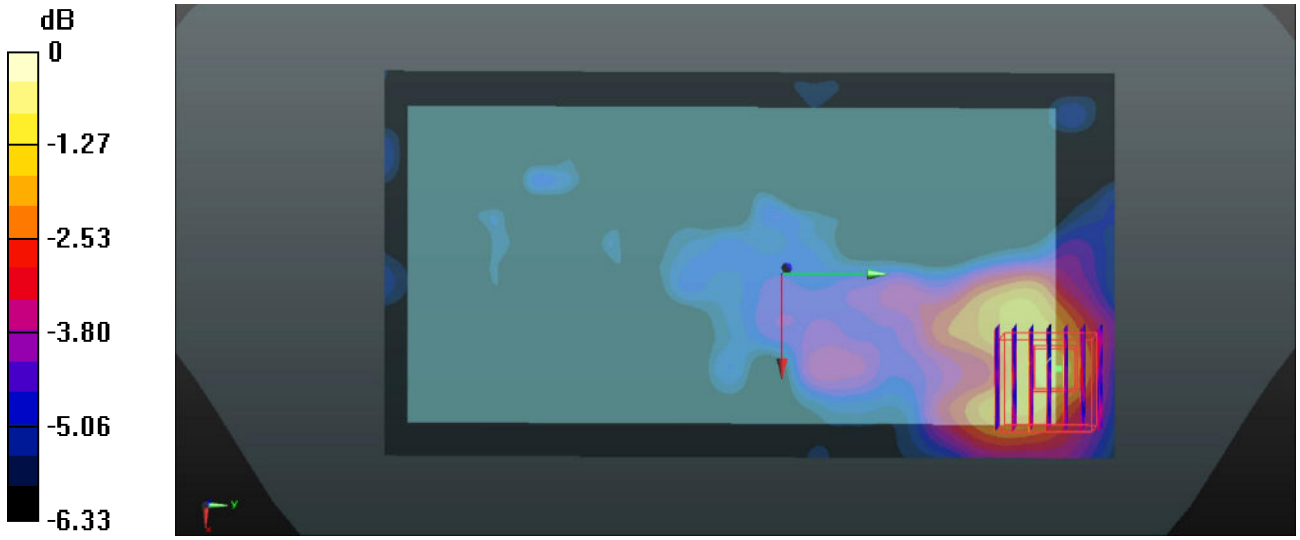

0 dB = 0.0415 W/kg

Test Laboratory: Sporton International Inc. SAR/HAC Testing Lab Date: 2016/7/22

62_WLAN5.2GHz_802.11a 6Mbps_Front_0mm_Ch36_Ant 1

Communication System: UID 0, 802.11a (0); Frequency: 5180 MHz;Duty Cycle: 1:1.042
Medium: MSL_5G_2016/07/22 Medium parameters used: f = 5180 MHz; σ = 5.344 S/m; ε_r = 48.864; ρ = 1000 kg/m^3
Ambient Temperature：23.4 ℃; Liquid Temperature ：22.4 ℃

DASY5 Configuration:
- Probe: EX3DV4 - SN3935; ConvF(4.35, 4.35, 4.35); Calibrated: 2015/11/27;
- Sensor-Surface: 1.4mm (Mechanical Surface Detection)
- Electronics: DAE4 Sn1358; Calibrated: 2015/8/27
- Phantom: SAM1; Type: QD000P40CD; Serial: TP:1753
- Measurement SW: DASY52, Version 52.8 (8); SEMCAD X Version 14.6.10 (7331)

Ch36/Area Scan (101x171x1): Interpolated grid: dx=10mm, dy=10mm
Maximum value of SAR (interpolated) = 1.91 W/kg

Ch36/Zoom Scan (7x7x7)/Cube 0: Measurement grid: dx=4mm, dy=4mm, dz=1.4mm
Reference Value = 2.040 V/m; Power Drift = 0.02 dB
Peak SAR (extrapolated) = 2.62 W/kg
SAR(1 g) = 0.646 W/kg; SAR(10 g) = 0.228 W/kg
Maximum value of SAR (measured) = 1.57 W/kg

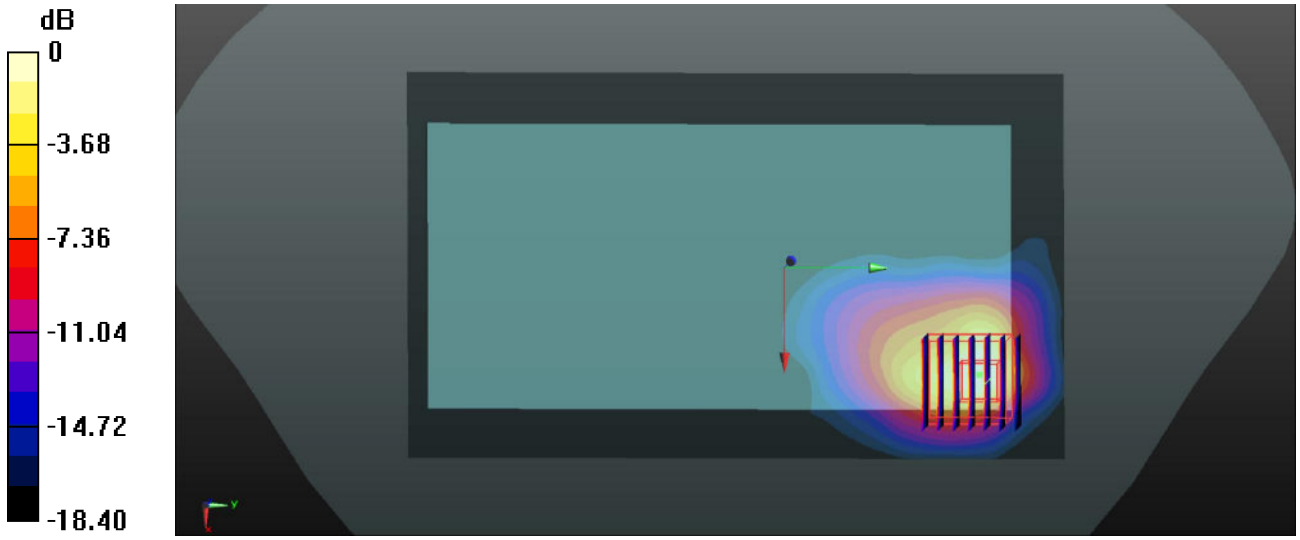

0 dB = 1.57 W/kg

Test Laboratory: Sporton International Inc. SAR/HAC Testing Lab Date: 2016/7/22

63_WLAN5.8GHz_802.11a 6Mbps_Right side_0mm_Ch165_Ant 1

Communication System: UID 0, 802.11a (0); Frequency: 5825 MHz;Duty Cycle: 1:1.042
Medium: MSL_5G_2016/07/22 Medium parameters used: f = 5825 MHz; σ = 6.22 S/m; ε_r = 47.78; ρ = 1000 kg/m^3
Ambient Temperature：23.4 ℃; Liquid Temperature ：22.4 ℃

DASY5 Configuration:
- Probe: EX3DV4 - SN3935; ConvF(3.81, 3.81, 3.81); Calibrated: 2015/11/27;
- Sensor-Surface: 1.4mm (Mechanical Surface Detection)
- Electronics: DAE4 Sn1358; Calibrated: 2015/8/27
- Phantom: SAM1; Type: QD000P40CD; Serial: TP:1753
- Measurement SW: DASY52, Version 52.8 (8); SEMCAD X Version 14.6.10 (7331)

Ch165/Area Scan (31x171x1): Interpolated grid: dx=10mm, dy=10mm
Maximum value of SAR (interpolated) = 0.819 W/kg

Ch165/Zoom Scan (7x7x7)/Cube 0: Measurement grid: dx=4mm, dy=4mm, dz=1.4mm
Reference Value = 3.328 V/m; Power Drift = 0.12 dB
Peak SAR (extrapolated) = 2.79 W/kg
SAR(1 g) = 0.477 W/kg; SAR(10 g) = 0.133 W/kg
Maximum value of SAR (measured) = 1.42 W/kg

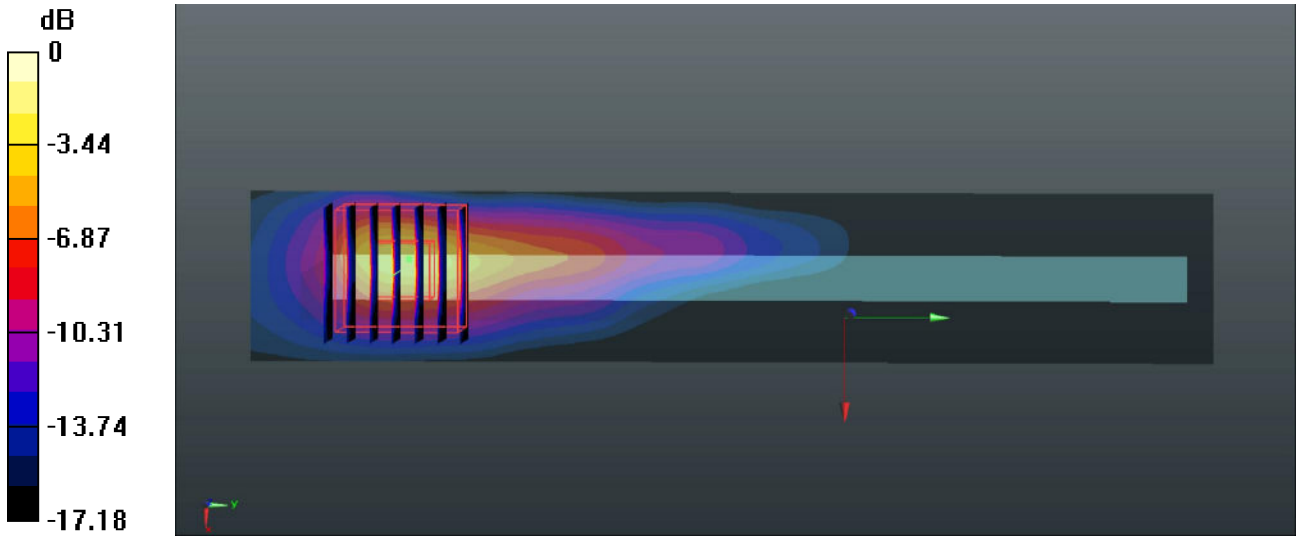

0 dB = 1.42 W/kg

Appendix C. DASY Calibration Certificate

The DASY calibration certificates are shown as follows.

Calibration Laboratory of
Schmid & Partner
Engineering AG
Zeughausstrasse 43, 8004 Zurich, Switzerland

S Schweizerischer Kalibrierdienst
C Service suisse d'étalonnage
Servizio svizzero di taratura
S Swiss Calibration Service

Accredited by the Swiss Accreditation Service (SAS)
The Swiss Accreditation Service is one of the signatories to the EA Multilateral Agreement for the recognition of calibration certificates

Accreditation No.: SCS 0108

Client **Sporton-CN (Auden)**

Certificate No: D750V3-1087_Mar16

CALIBRATION CERTIFICATE

Object	D750V3 - SN:1087
Calibration procedure(s)	QA CAL-05.v9 Calibration procedure for dipole validation kits above 700 MHz
Calibration date:	March 16, 2016

This calibration certificate documents the traceability to national standards, which realize the physical units of measurements (SI). The measurements and the uncertainties with confidence probability are given on the following pages and are part of the certificate.

All calibrations have been conducted in the closed laboratory facility: environment temperature (22 ± 3)°C and humidity < 70%.

Calibration Equipment used (M&TE critical for calibration)

Primary Standards	ID #	Cal Date (Certificate No.)	Scheduled Calibration
Power meter EPM-442A	GB37480704	07-Oct-15 (No. 217-02222)	Oct-16
Power sensor HP 8481A	US37292783	07-Oct-15 (No. 217-02222)	Oct-16
Power sensor HP 8481A	MY41092317	07-Oct-15 (No. 217-02223)	Oct-16
Reference 20 dB Attenuator	SN: 5058 (20k)	01-Apr-15 (No. 217-02131)	Mar-16
Type-N mismatch combination	SN: 5047.2 / 06327	01-Apr-15 (No. 217-02134)	Mar-16
Reference Probe EX3DV4	SN: 7349	31-Dec-15 (No. EX3-7349_Dec15)	Dec-16
DAE4	SN: 601	30-Dec-15 (No. DAE4-601_Dec15)	Dec-16

Secondary Standards	ID #	Check Date (in house)	Scheduled Check
RF generator R&S SMT-06	100972	15-Jun-15 (in house check Jun-15)	In house check: Jun-18
Network Analyzer HP 8753E	US37390585 S4206	18-Oct-01 (in house check Oct-15)	In house check: Oct-16

	Name	Function	Signature
Calibrated by:	Jeton Kastrati	Laboratory Technician	
Approved by:	Katja Pokovic	Technical Manager	

Issued: March 16, 2016

This calibration certificate shall not be reproduced except in full without written approval of the laboratory.

Glossary:

TSL	tissue simulating liquid
ConvF	sensitivity in TSL / NORM x,y,z
N/A	not applicable or not measured

Calibration is Performed According to the Following Standards:

a) IEEE Std 1528-2013, "IEEE Recommended Practice for Determining the Peak Spatial-Averaged Specific Absorption Rate (SAR) in the Human Head from Wireless Communications Devices: Measurement Techniques", June 2013
b) IEC 62209-1, "Procedure to measure the Specific Absorption Rate (SAR) for hand-held devices used in close proximity to the ear (frequency range of 300 MHz to 3 GHz)", February 2005
c) IEC 62209-2, "Procedure to determine the Specific Absorption Rate (SAR) for wireless communication devices used in close proximity to the human body (frequency range of 30 MHz to 6 GHz)", March 2010
d) KDB 865664, "SAR Measurement Requirements for 100 MHz to 6 GHz"

Additional Documentation:

e) DASY4/5 System Handbook

Methods Applied and Interpretation of Parameters:

- *Measurement Conditions:* Further details are available from the Validation Report at the end of the certificate. All figures stated in the certificate are valid at the frequency indicated.
- *Antenna Parameters with TSL:* The dipole is mounted with the spacer to position its feed point exactly below the center marking of the flat phantom section, with the arms oriented parallel to the body axis.
- *Feed Point Impedance and Return Loss:* These parameters are measured with the dipole positioned under the liquid filled phantom. The impedance stated is transformed from the measurement at the SMA connector to the feed point. The Return Loss ensures low reflected power. No uncertainty required.
- *Electrical Delay:* One-way delay between the SMA connector and the antenna feed point. No uncertainty required.
- *SAR measured:* SAR measured at the stated antenna input power.
- *SAR normalized:* SAR as measured, normalized to an input power of 1 W at the antenna connector.
- *SAR for nominal TSL parameters:* The measured TSL parameters are used to calculate the nominal SAR result.

The reported uncertainty of measurement is stated as the standard uncertainty of measurement multiplied by the coverage factor k=2, which for a normal distribution corresponds to a coverage probability of approximately 95%.

Measurement Conditions

DASY system configuration, as far as not given on page 1.

DASY Version	DASY5	V52.8.8
Extrapolation	Advanced Extrapolation	
Phantom	Modular Flat Phantom	
Distance Dipole Center - TSL	15 mm	with Spacer
Zoom Scan Resolution	dx, dy, dz = 5 mm	
Frequency	750 MHz ± 1 MHz	

Head TSL parameters

The following parameters and calculations were applied.

	Temperature	**Permittivity**	**Conductivity**
Nominal Head TSL parameters	22.0 °C	41.9	0.89 mho/m
Measured Head TSL parameters	(22.0 ± 0.2) °C	41.9 ± 6 %	0.91 mho/m ± 6 %
Head TSL temperature change during test	< 0.5 °C	----	----

SAR result with Head TSL

SAR averaged over 1 cm^3 (1 g) of Head TSL	Condition	
SAR measured	250 mW input power	2.11 W/kg
SAR for nominal Head TSL parameters	normalized to 1W	**8.30 W/kg ± 17.0 % (k=2)**

SAR averaged over 10 cm^3 (10 g) of Head TSL	condition	
SAR measured	250 mW input power	1.38 W/kg
SAR for nominal Head TSL parameters	normalized to 1W	**5.45 W/kg ± 16.5 % (k=2)**

Body TSL parameters

The following parameters and calculations were applied.

	Temperature	**Permittivity**	**Conductivity**
Nominal Body TSL parameters	22.0 °C	55.5	0.96 mho/m
Measured Body TSL parameters	(22.0 ± 0.2) °C	54.7 ± 6 %	0.98 mho/m ± 6 %
Body TSL temperature change during test	< 0.5 °C	----	----

SAR result with Body TSL

SAR averaged over 1 cm^3 (1 g) of Body TSL	Condition	
SAR measured	250 mW input power	2.20 W/kg
SAR for nominal Body TSL parameters	normalized to 1W	**8.64 W/kg ± 17.0 % (k=2)**

SAR averaged over 10 cm^3 (10 g) of Body TSL	condition	
SAR measured	250 mW input power	1.46 W/kg
SAR for nominal Body TSL parameters	normalized to 1W	**5.75 W/kg ± 16.5 % (k=2)**

Appendix (Additional assessments outside the scope of SCS 0108)

Antenna Parameters with Head TSL

Impedance, transformed to feed point	53.0 Ω - 1.8 jΩ
Return Loss	- 29.3 dB

Antenna Parameters with Body TSL

Impedance, transformed to feed point	48.8 Ω - 3.5 jΩ
Return Loss	- 28.5 dB

General Antenna Parameters and Design

Electrical Delay (one direction)	1.031 ns

After long term use with 100W radiated power, only a slight warming of the dipole near the feedpoint can be measured.

The dipole is made of standard semirigid coaxial cable. The center conductor of the feeding line is directly connected to the second arm of the dipole. The antenna is therefore short-circuited for DC-signals. On some of the dipoles, small end caps are added to the dipole arms in order to improve matching when loaded according to the position as explained in the "Measurement Conditions" paragraph. The SAR data are not affected by this change. The overall dipole length is still according to the Standard.
No excessive force must be applied to the dipole arms, because they might bend or the soldered connections near the feedpoint may be damaged.

Additional EUT Data

Manufactured by	SPEAG
Manufactured on	April 04, 2013

DASY5 Validation Report for Head TSL

Date: 16.03.2016

Test Laboratory: SPEAG, Zurich, Switzerland

DUT: Dipole 750 MHz; Type: D750V3; Serial: D750V3 - SN:1087

Communication System: UID 0 - CW; Frequency: 750 MHz
Medium parameters used: f = 750 MHz; σ = 0.91 S/m; ε_r = 41.9; ρ = 1000 kg/m^3
Measurement Standard: DASY5 (IEEE/IEC/ANSI C63.19-2011)

DASY52 Configuration:

- Probe: EX3DV4 - SN7349; ConvF(10.28, 10.28, 10.28); Calibrated: 31.12.2015;
- Sensor-Surface: 1.4mm (Mechanical Surface Detection)
- Electronics: DAE4 Sn601; Calibrated: 30.12.2015
- Phantom Type: QD000P49AA
- DASY52 52.8.8(1258); SEMCAD X 14.6.10(7372)

Dipole Calibration for Head Tissue EX-Probe/Pin=250 mW, d=15mm/Zoom Scan (7x7x7)/Cube 0: Measurement grid: dx=5mm, dy=5mm, dz=5mm
Reference Value = 58.15 V/m; Power Drift = 0.01 dB
Peak SAR (extrapolated) = 3.14 W/kg
SAR(1 g) = 2.11 W/kg; SAR(10 g) = 1.38 W/kg
Maximum value of SAR (measured) = 2.79 W/kg



0 dB = 2.79 W/kg = 4.46 dBW/kg

Impedance Measurement Plot for Head TSL

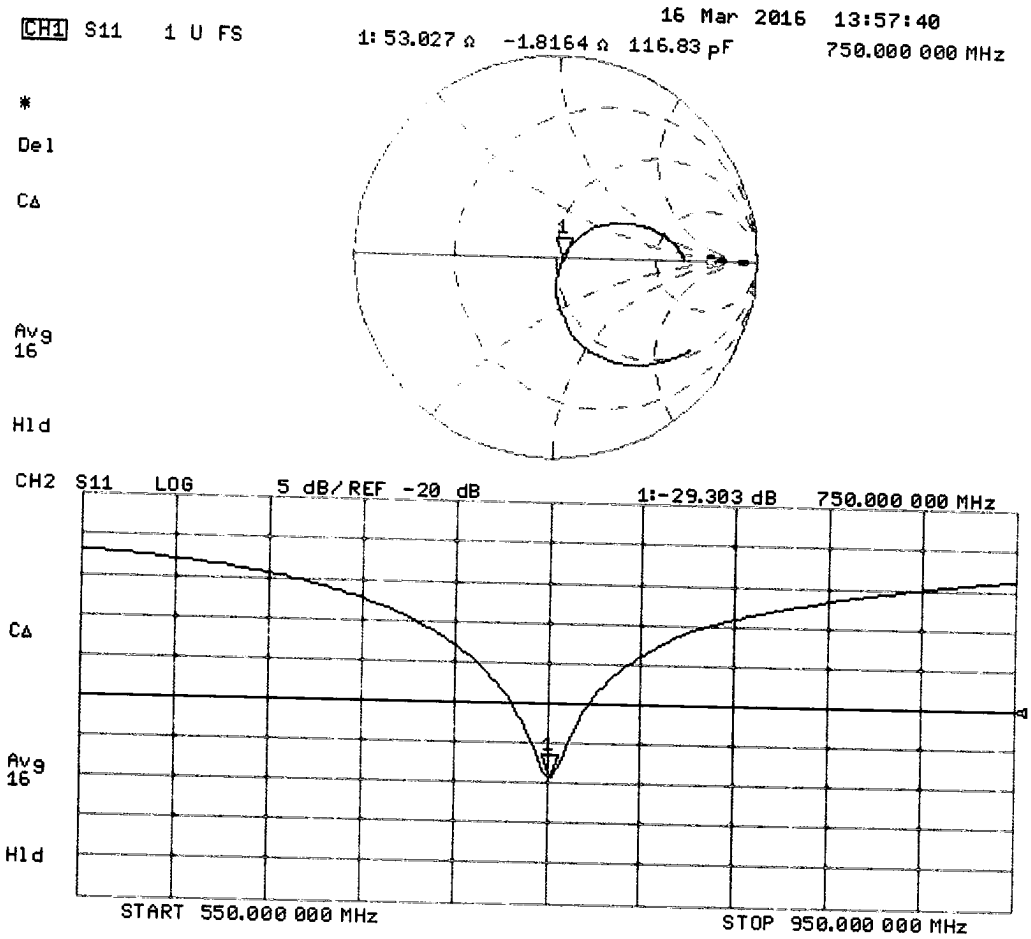

DASY5 Validation Report for Body TSL

Date: 16.03.2016

Test Laboratory: SPEAG, Zurich, Switzerland

DUT: Dipole 750 MHz; Type: D750V3; Serial: D750V3 - SN:1087

Communication System: UID 0 - CW; Frequency: 750 MHz
Medium parameters used: f = 750 MHz; σ = 0.98 S/m; ε_r = 54.7; ρ = 1000 kg/m^3
Measurement Standard: DASY5 (IEEE/IEC/ANSI C63.19-2011)

DASY52 Configuration:

- Probe: EX3DV4 - SN7349; ConvF(9.99, 9.99, 9.99); Calibrated: 31.12.2015;
- Sensor-Surface: 1.4mm (Mechanical Surface Detection)
- Electronics: DAE4 Sn601; Calibrated: 30.12.2015
- Phantom Type: QD000P49AA
- DASY52 52.8.8(1258); SEMCAD X 14.6.10(7372)

Dipole Calibration for Body Tissue EX-Probe/Pin=250 mW, d=15mm/Zoom Scan (7x7x7)/Cube 0: Measurement grid: dx=5mm, dy=5mm, dz=5mm
Reference Value = 58.44 V/m; Power Drift = -0.09 dB
Peak SAR (extrapolated) = 3.26 W/kg
SAR(1 g) = 2.2 W/kg; SAR(10 g) = 1.46 W/kg
Maximum value of SAR (measured) = 2.91 W/kg



0 dB = 2.91 W/kg = 4.64 dBW/kg

Impedance Measurement Plot for Body TSL

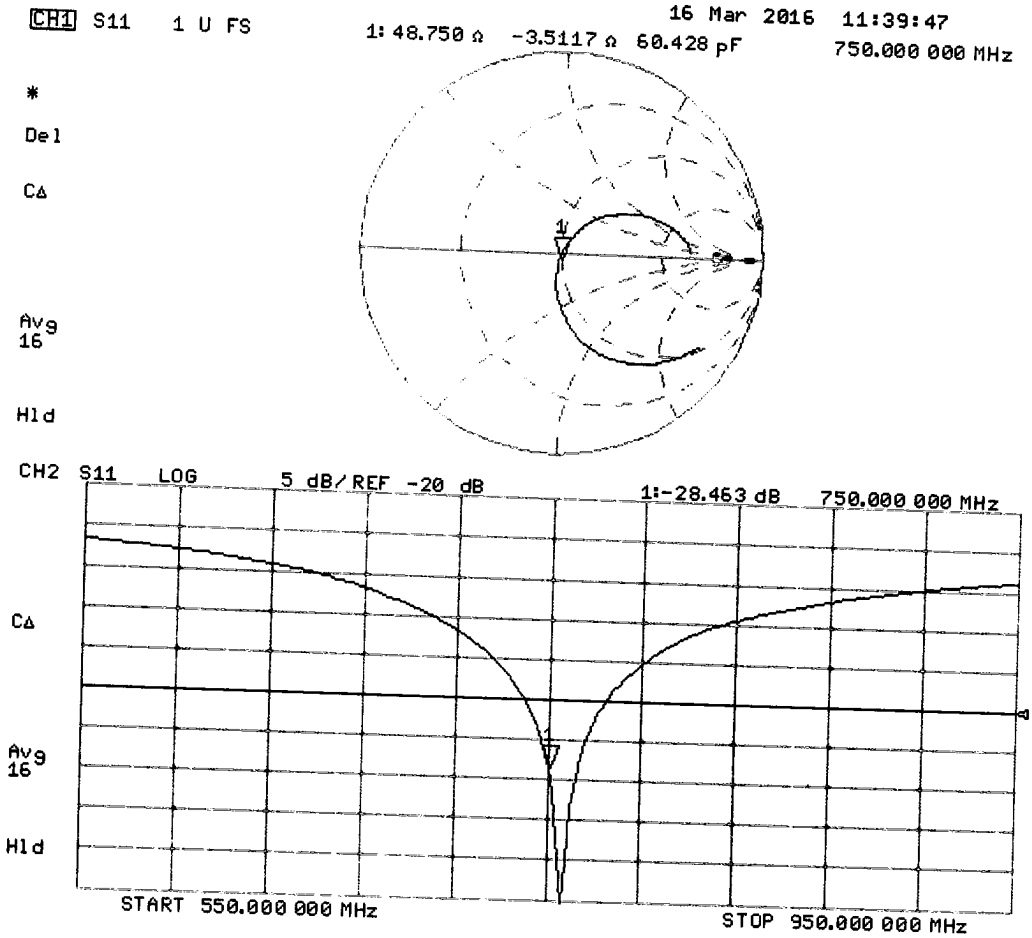

Calibration Laboratory of
Schmid & Partner
Engineering AG
Zeughausstrasse 43, 8004 Zurich, Switzerland

S Schweizerischer Kalibrierdienst
C Service suisse d'étalonnage
Servizio svizzero di taratura
S Swiss Calibration Service

Accredited by the Swiss Accreditation Service (SAS)
The Swiss Accreditation Service is one of the signatories to the EA Multilateral Agreement for the recognition of calibration certificates

Accreditation No.: SCS 0108

Client **Sporton-CN (Auden)**

Certificate No: D835V2-4d151_Mar16

CALIBRATION CERTIFICATE

Object	D835V2 - SN:4d151
Calibration procedure(s)	QA CAL-05.v9 Calibration procedure for dipole validation kits above 700 MHz
Calibration date:	March 16, 2016

This calibration certificate documents the traceability to national standards, which realize the physical units of measurements (SI).
The measurements and the uncertainties with confidence probability are given on the following pages and are part of the certificate.

All calibrations have been conducted in the closed laboratory facility: environment temperature (22 ± 3)°C and humidity < 70%.

Calibration Equipment used (M&TE critical for calibration)

Primary Standards	ID #	Cal Date (Certificate No.)	Scheduled Calibration
Power meter EPM-442A	GB37480704	07-Oct-15 (No. 217-02222)	Oct-16
Power sensor HP 8481A	US37292783	07-Oct-15 (No. 217-02222)	Oct-16
Power sensor HP 8481A	MY41092317	07-Oct-15 (No. 217-02223)	Oct-16
Reference 20 dB Attenuator	SN: 5058 (20k)	01-Apr-15 (No. 217-02131)	Mar-16
Type-N mismatch combination	SN: 5047.2 / 06327	01-Apr-15 (No. 217-02134)	Mar-16
Reference Probe EX3DV4	SN: 7349	31-Dec-15 (No. EX3-7349_Dec15)	Dec-16
DAE4	SN: 601	30-Dec-15 (No. DAE4-601_Dec15)	Dec-16

Secondary Standards	ID #	Check Date (in house)	Scheduled Check
RF generator R&S SMT-06	100972	15-Jun-15 (in house check Jun-15)	In house check: Jun-18
Network Analyzer HP 8753E	US37390585 S4206	18-Oct-01 (in house check Oct-15)	In house check: Oct-16

	Name	Function	Signature
Calibrated by:	Jeton Kastrati	Laboratory Technician	
Approved by:	Katja Pokovic	Technical Manager	

Issued: March 16, 2016

This calibration certificate shall not be reproduced except in full without written approval of the laboratory.

Glossary:

TSL	tissue simulating liquid
ConvF	sensitivity in TSL / NORM x,y,z
N/A	not applicable or not measured

Calibration is Performed According to the Following Standards:

a) IEEE Std 1528-2013, "IEEE Recommended Practice for Determining the Peak Spatial-Averaged Specific Absorption Rate (SAR) in the Human Head from Wireless Communications Devices: Measurement Techniques", June 2013
b) IEC 62209-1, "Procedure to measure the Specific Absorption Rate (SAR) for hand-held devices used in close proximity to the ear (frequency range of 300 MHz to 3 GHz)", February 2005
c) IEC 62209-2, "Procedure to determine the Specific Absorption Rate (SAR) for wireless communication devices used in close proximity to the human body (frequency range of 30 MHz to 6 GHz)", March 2010
d) KDB 865664, "SAR Measurement Requirements for 100 MHz to 6 GHz"

Additional Documentation:

e) DASY4/5 System Handbook

Methods Applied and Interpretation of Parameters:

- *Measurement Conditions:* Further details are available from the Validation Report at the end of the certificate. All figures stated in the certificate are valid at the frequency indicated.
- *Antenna Parameters with TSL:* The dipole is mounted with the spacer to position its feed point exactly below the center marking of the flat phantom section, with the arms oriented parallel to the body axis.
- *Feed Point Impedance and Return Loss:* These parameters are measured with the dipole positioned under the liquid filled phantom. The impedance stated is transformed from the measurement at the SMA connector to the feed point. The Return Loss ensures low reflected power. No uncertainty required.
- *Electrical Delay:* One-way delay between the SMA connector and the antenna feed point. No uncertainty required.
- *SAR measured:* SAR measured at the stated antenna input power.
- *SAR normalized:* SAR as measured, normalized to an input power of 1 W at the antenna connector.
- *SAR for nominal TSL parameters:* The measured TSL parameters are used to calculate the nominal SAR result.

The reported uncertainty of measurement is stated as the standard uncertainty of measurement multiplied by the coverage factor k=2, which for a normal distribution corresponds to a coverage probability of approximately 95%.