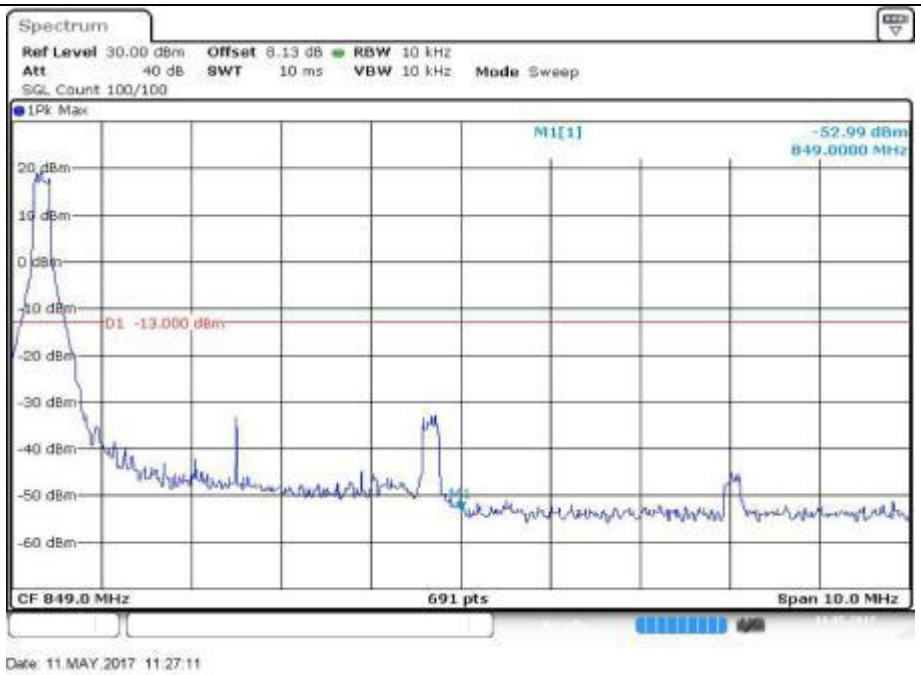

Fig.5

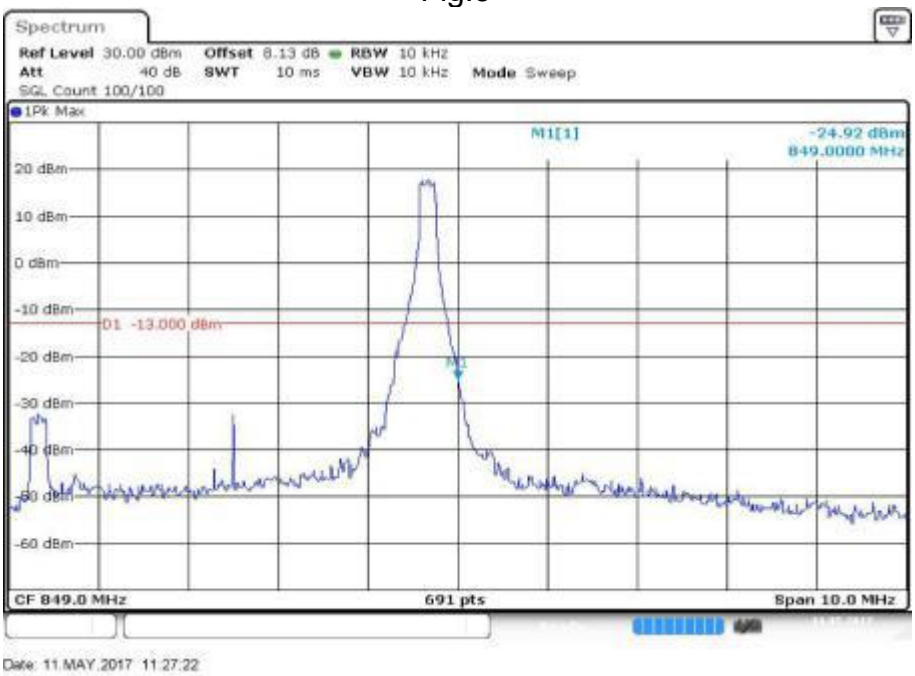

Fig.6

 Copyright © SRTC

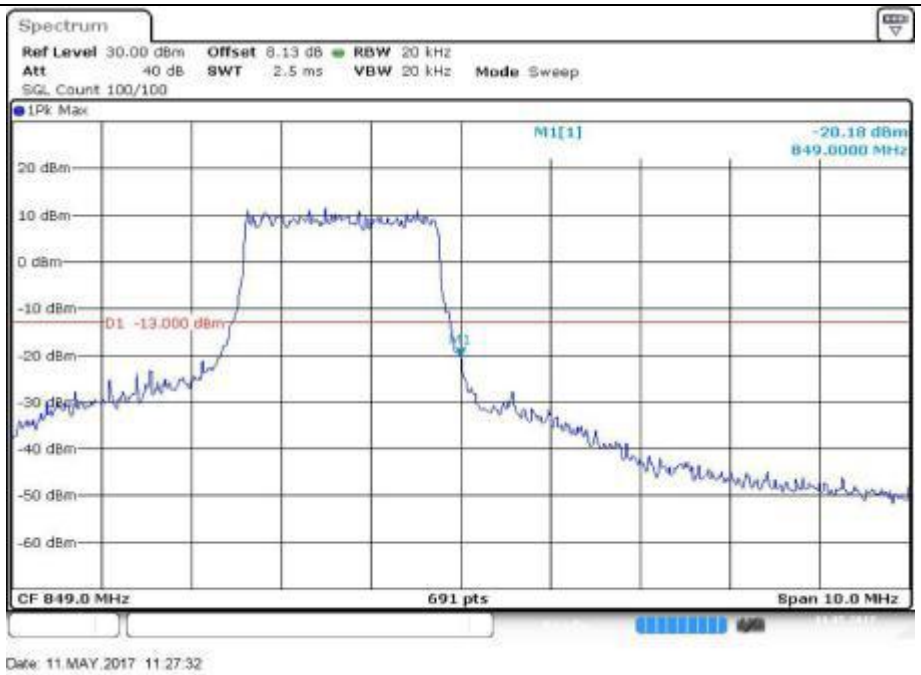

Fig.7

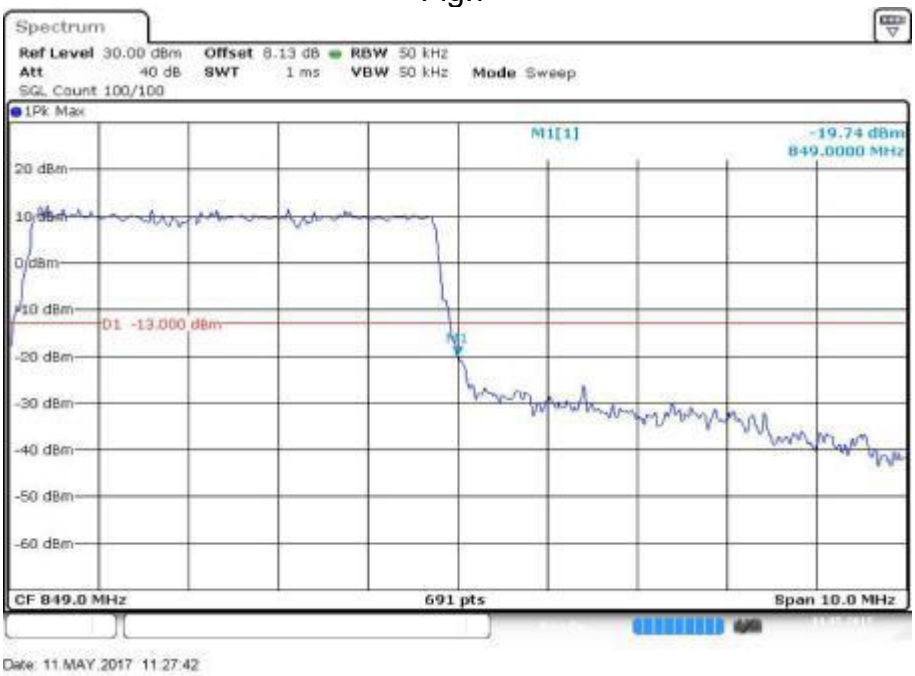

Fig.8

Band	Carrier frequency (MHz)	Channel (Low)	BW	RB Size	RB Offset	Band EdgesPlot	
						QPSK	16-QAM
5	829	8390	10	1	0	Fig.1	Fig.5
				1	49	Fig.2	Fig.6
				24	12	Fig.3	Fig.7
				50	0	Fig.4	Fig.8

 Copyright © SRTC

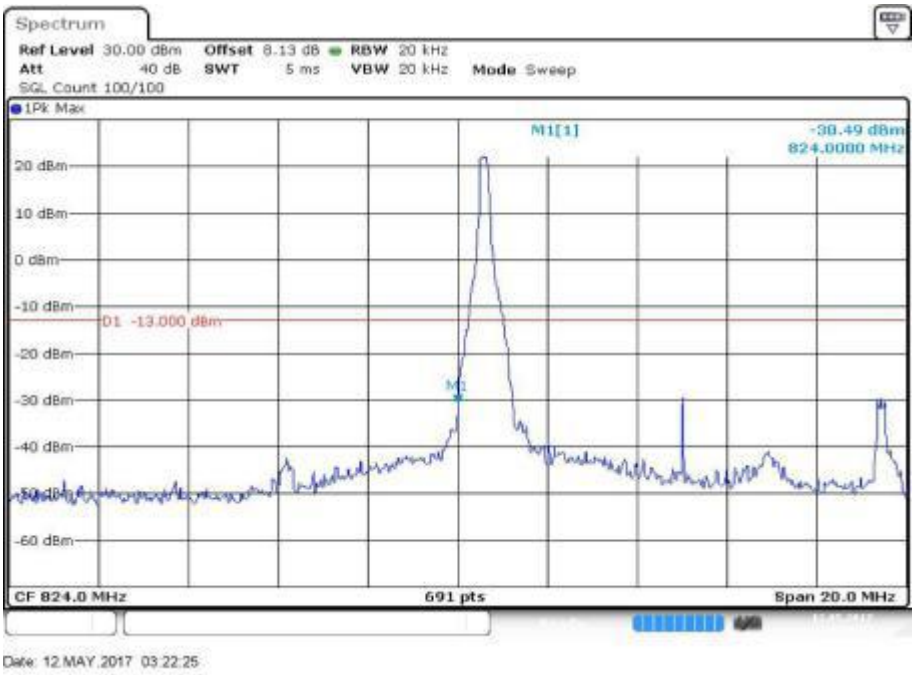

Fig.1

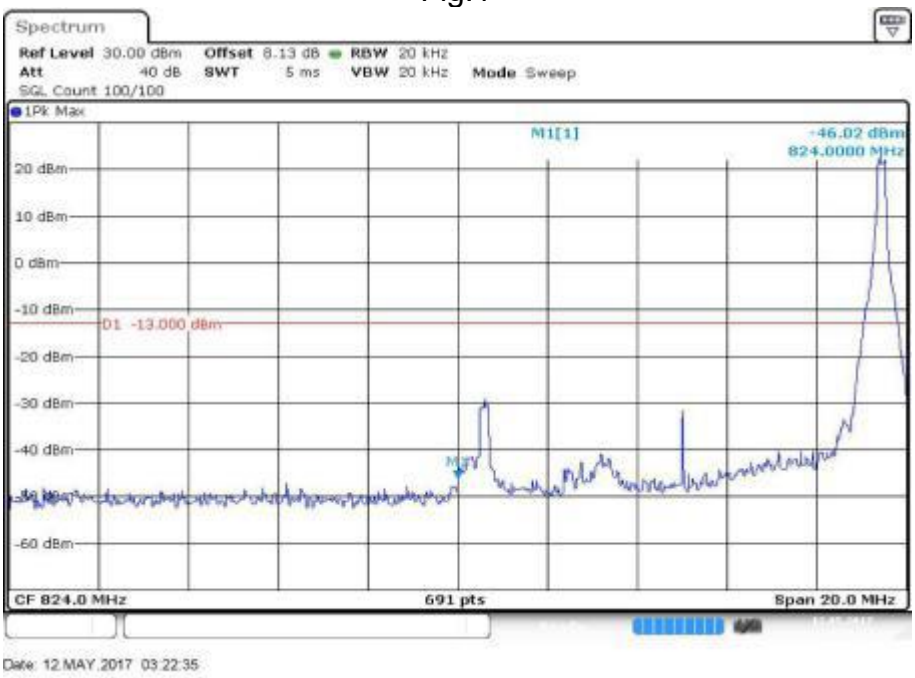

Fig.2

 Copyright © SRTC

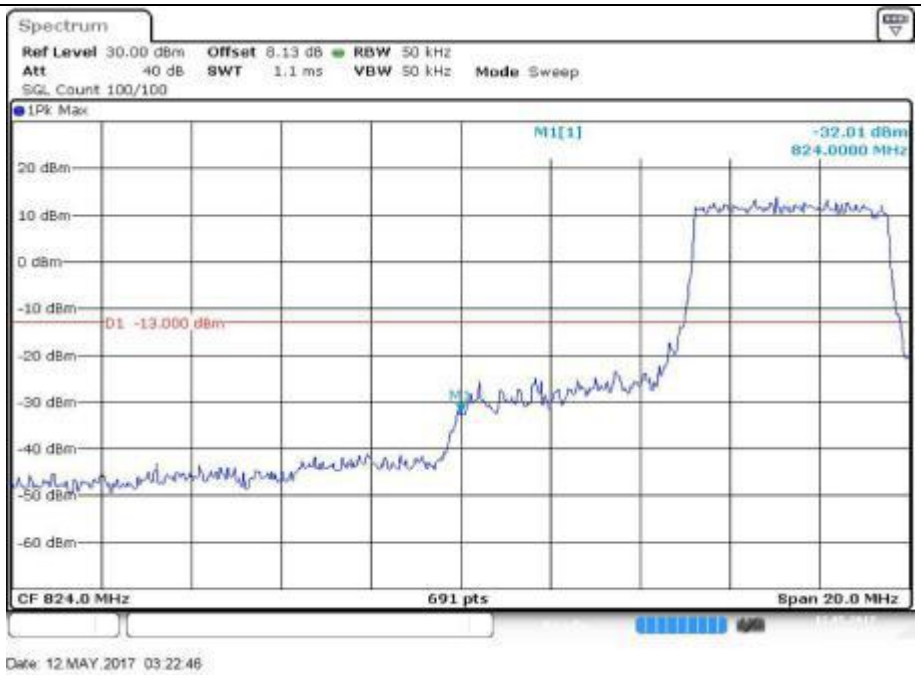

Fig.3

Fig.4

 Copyright © SRTC

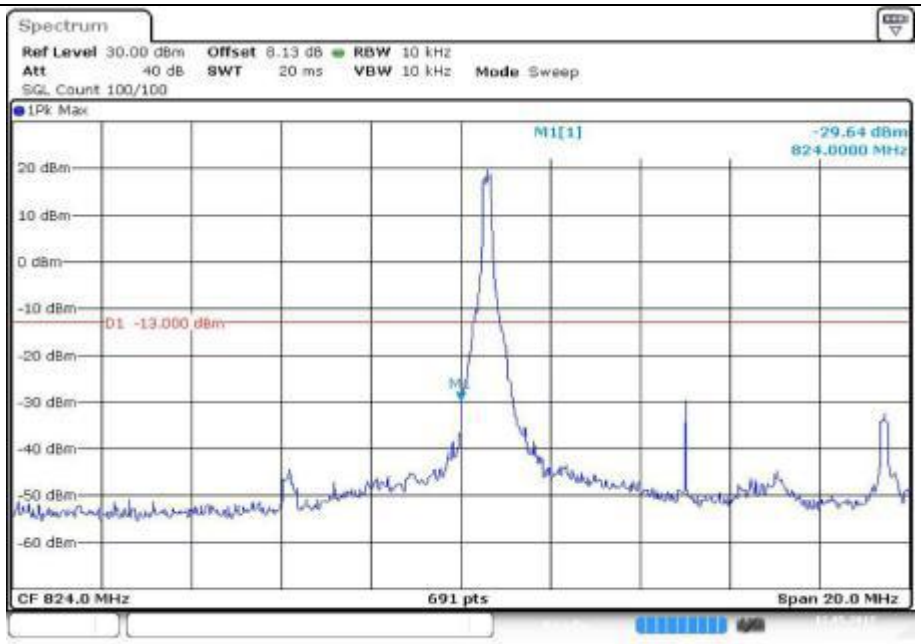

Date: 12.MAY.2017 03:23:09

Fig.5

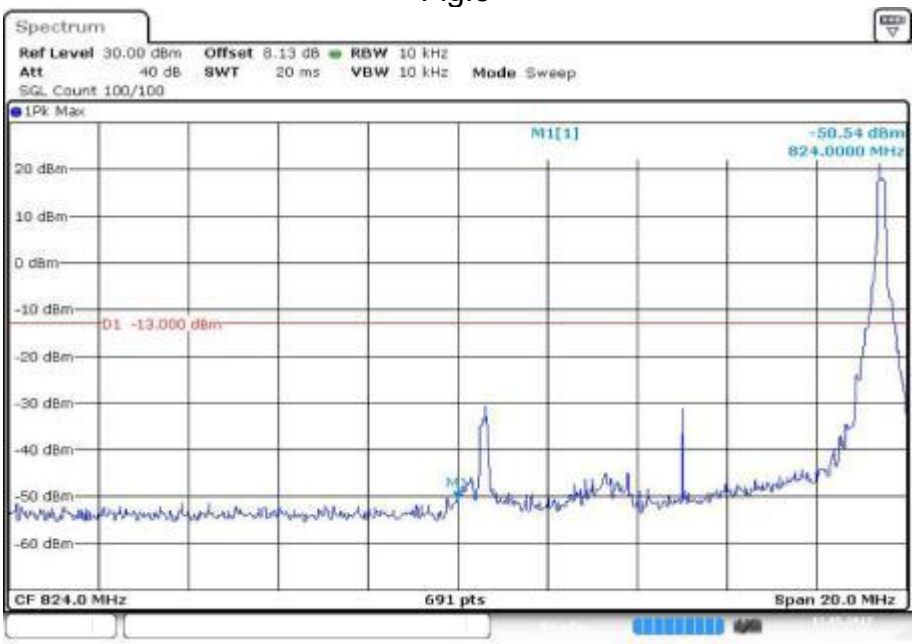

Date: 12.MAY.2017 03:23:22

Fig.6

 Copyright © SRTC

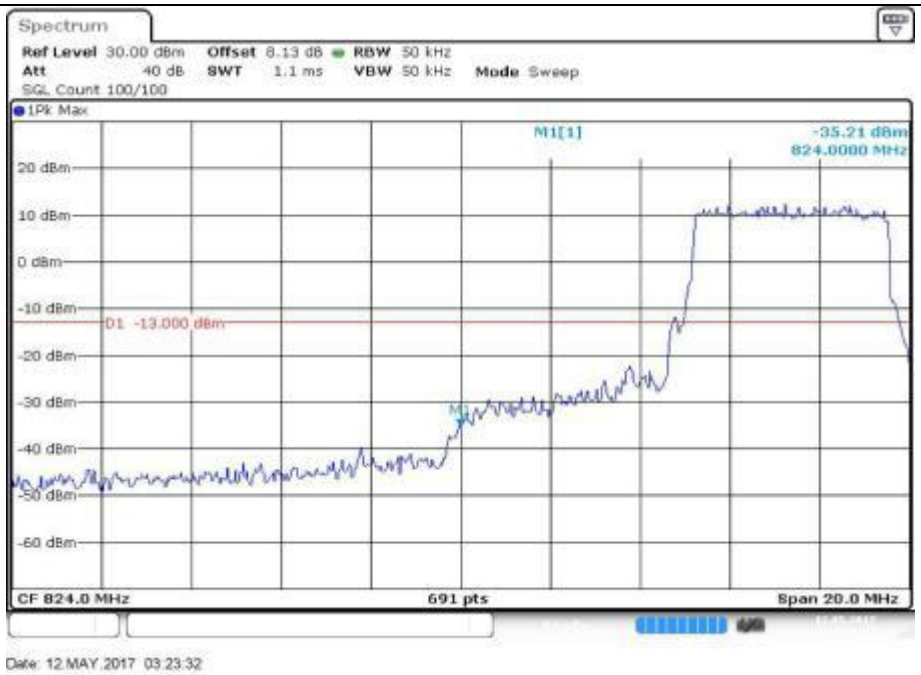

Fig.7

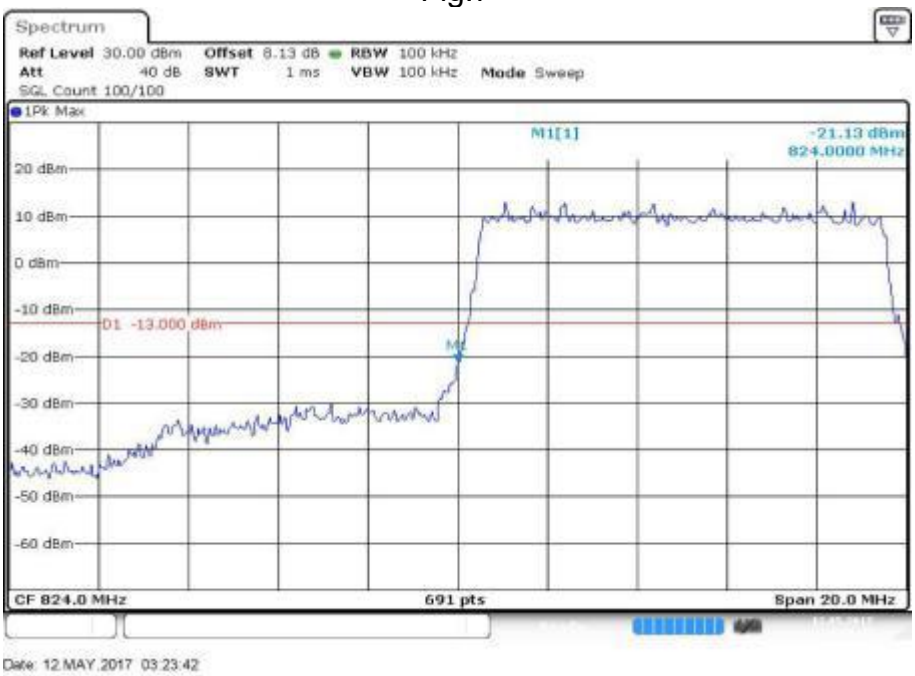

Fig.8

Band	Carrier frequency (MHz)	Channel (High)	BW	RB Size	RB Offset	Band EdgesPlot	
						QPSK	16-QAM
5	844	8540	10	1	0	Fig.1	Fig.5
				1	49	Fig.2	Fig.6
				24	12	Fig.3	Fig.7
				50	0	Fig.4	Fig.8

 Copyright © SRTC

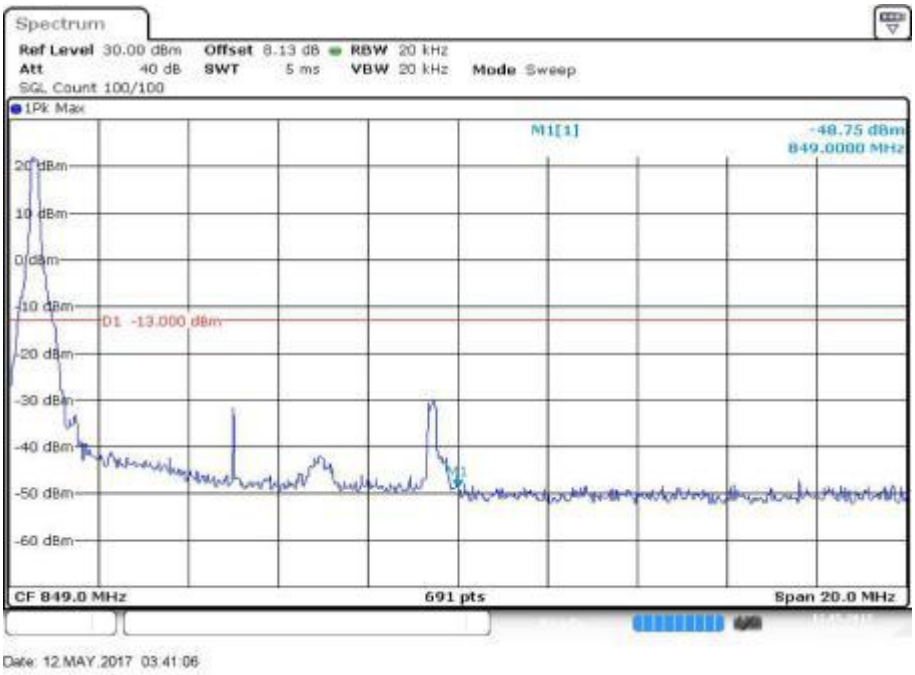

Fig.1

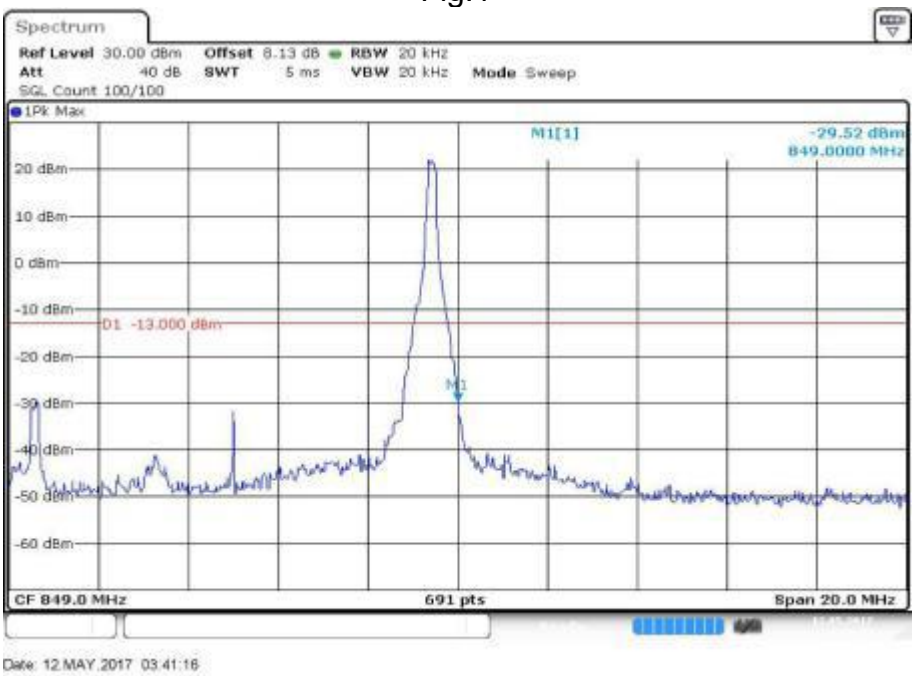

Fig.2

 Copyright © SRTC

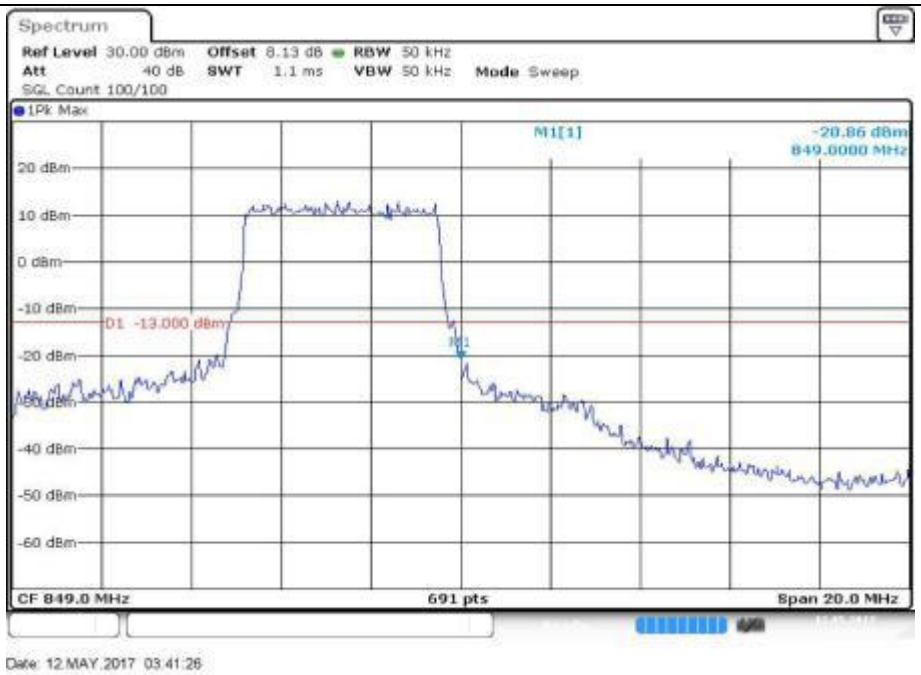

Fig.3

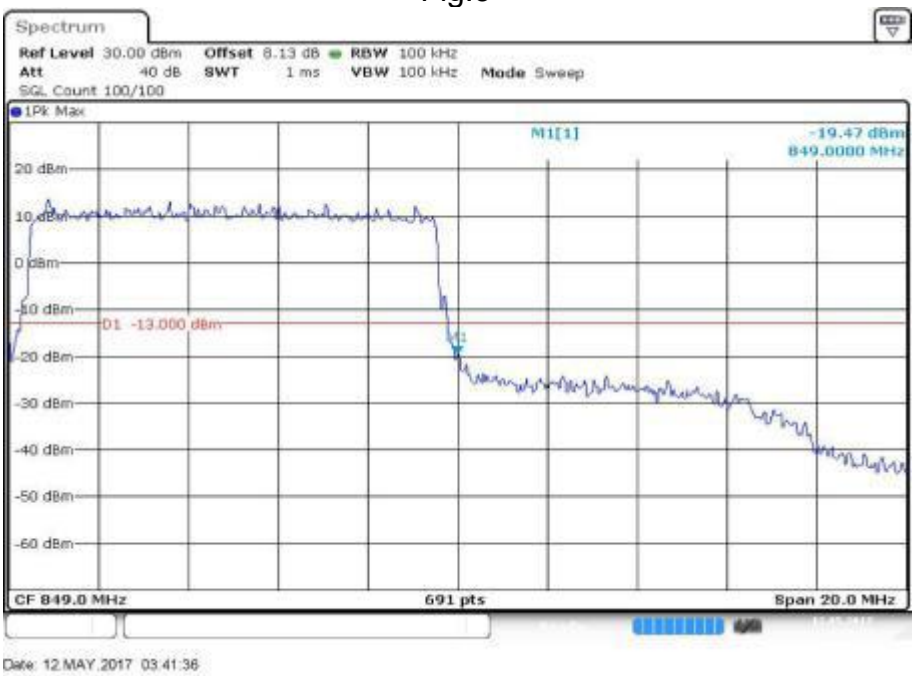

Fig.4

 Copyright © SRTC

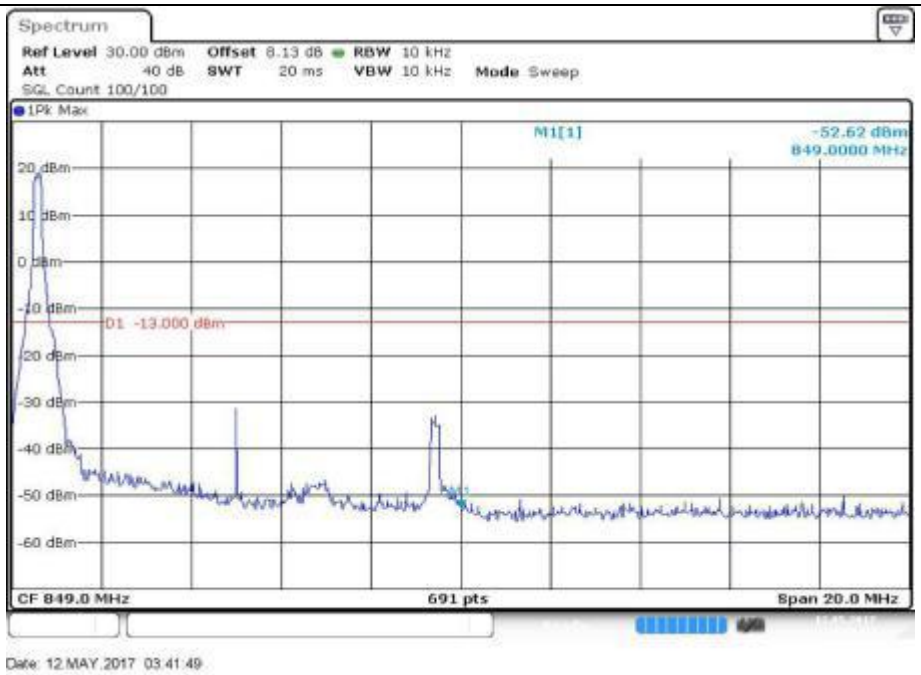

Fig.5

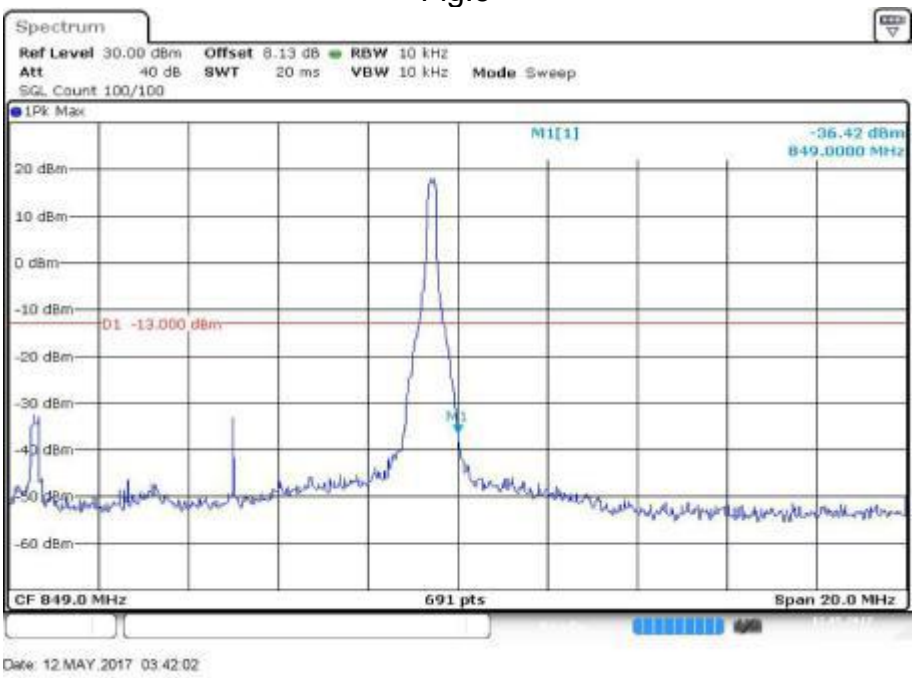

Fig.6

 Copyright © SRTC

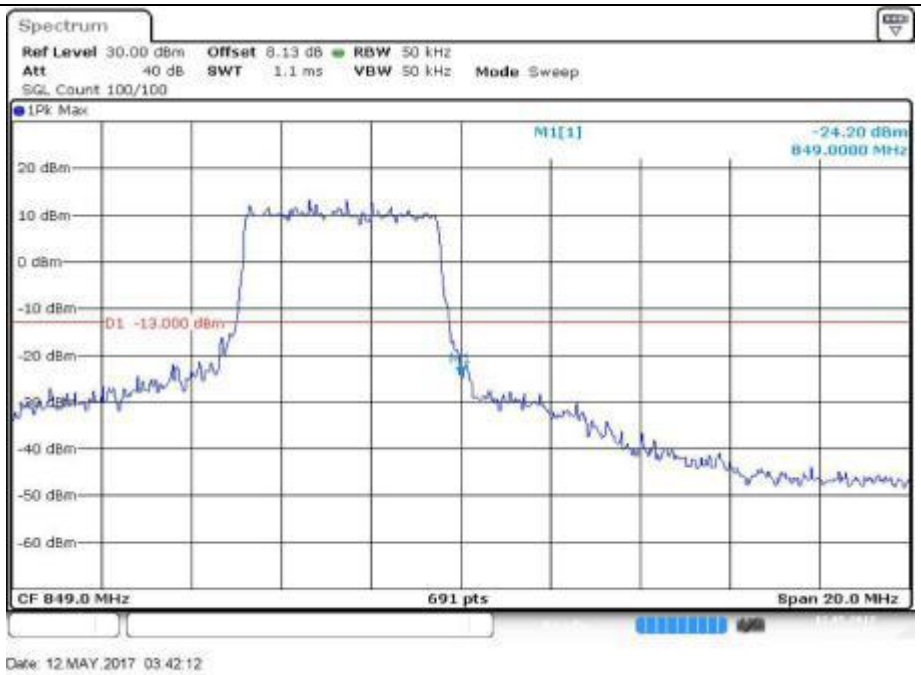

Fig.7

Fig.8

Band	Carrier frequency (MHz)	Channel (Low)	BW	RB Size	RB Offset	Band EdgesPlot	
						QPSK	16-QAM
12	699.7	23017	1.4	1	0	Fig.1	Fig.5
				1	5	Fig.2	Fig.6
				3	2	Fig.3	Fig.7
				6	0	Fig.4	Fig.8

 Copyright © SRTC

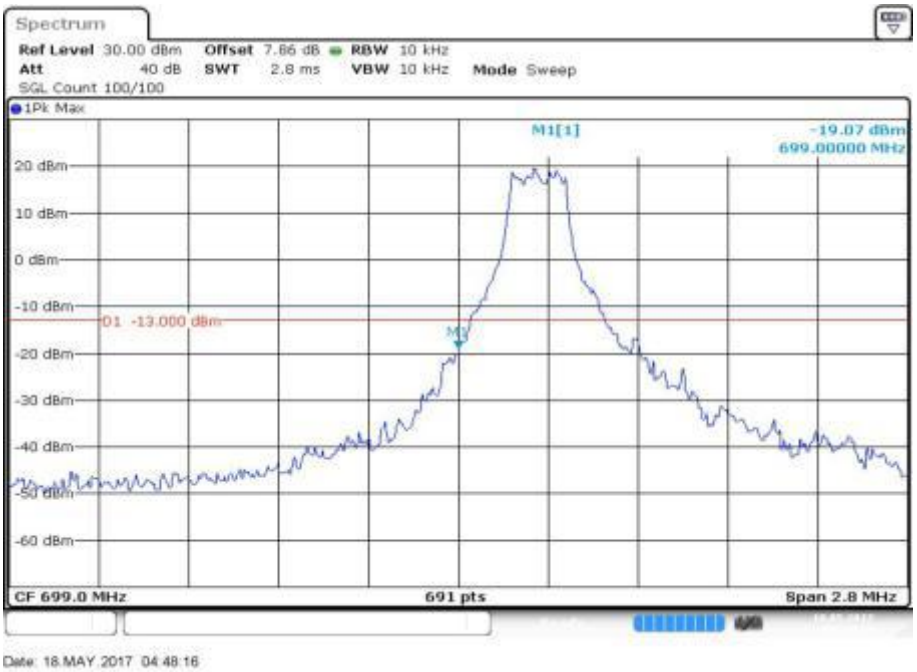

Fig.1

Fig.2

 Copyright © SRTC

Fig.3

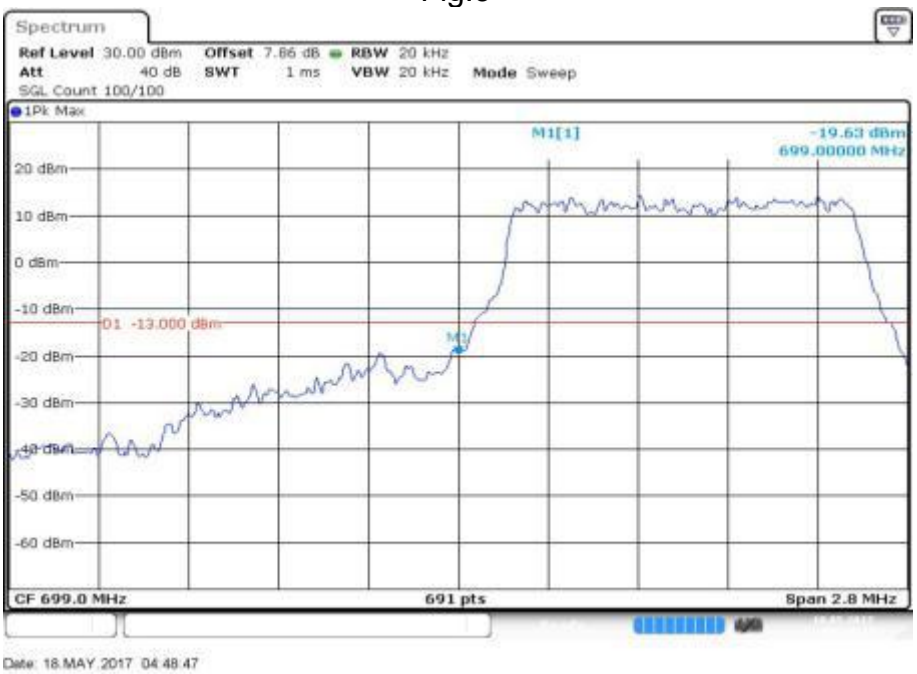

Fig.4

 Copyright © SRTC

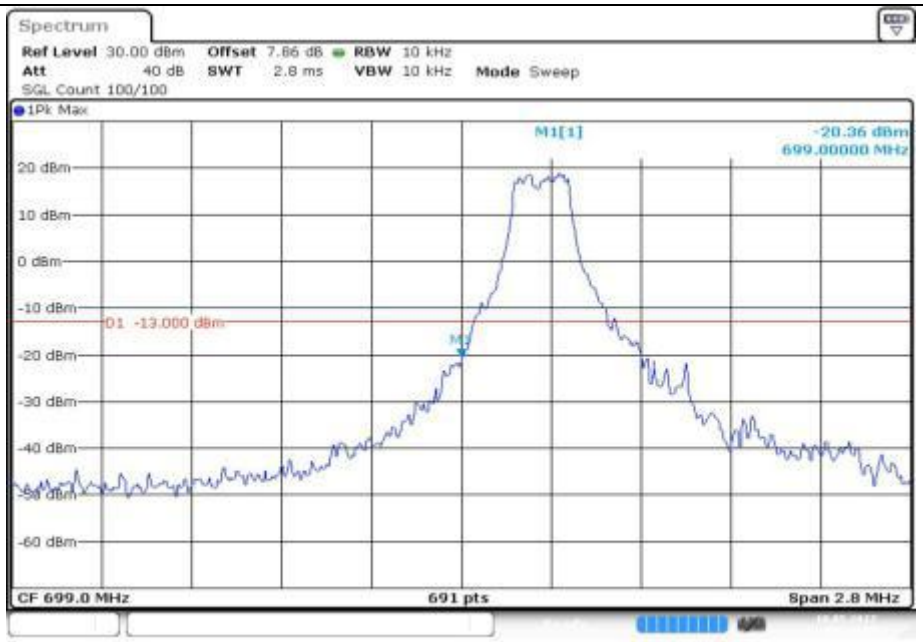

Date: 18.MAY.2017 04:48:58

Fig.5

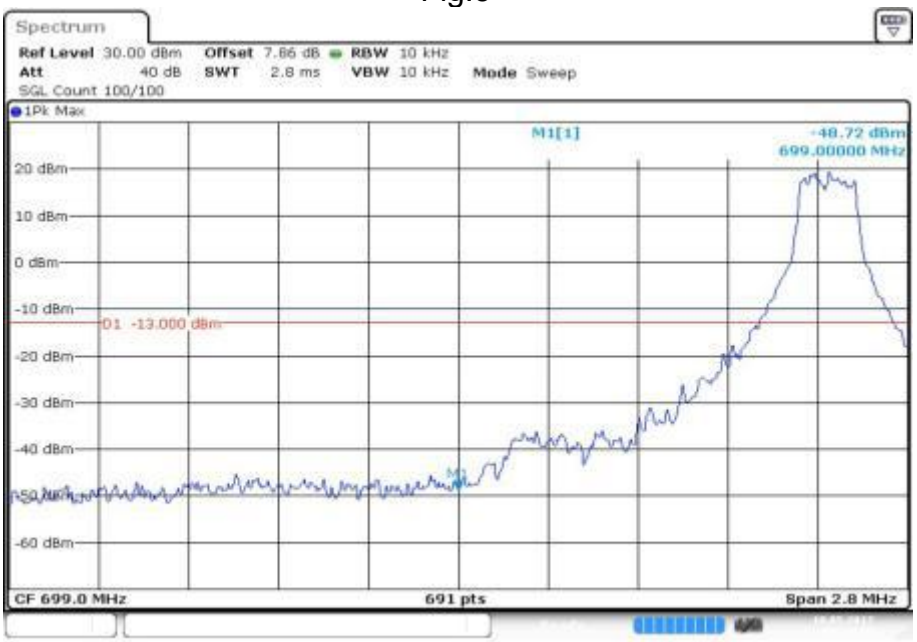

Date: 18.MAY.2017 04:49:08

Fig.6

 Copyright © SRTC

Fig.7

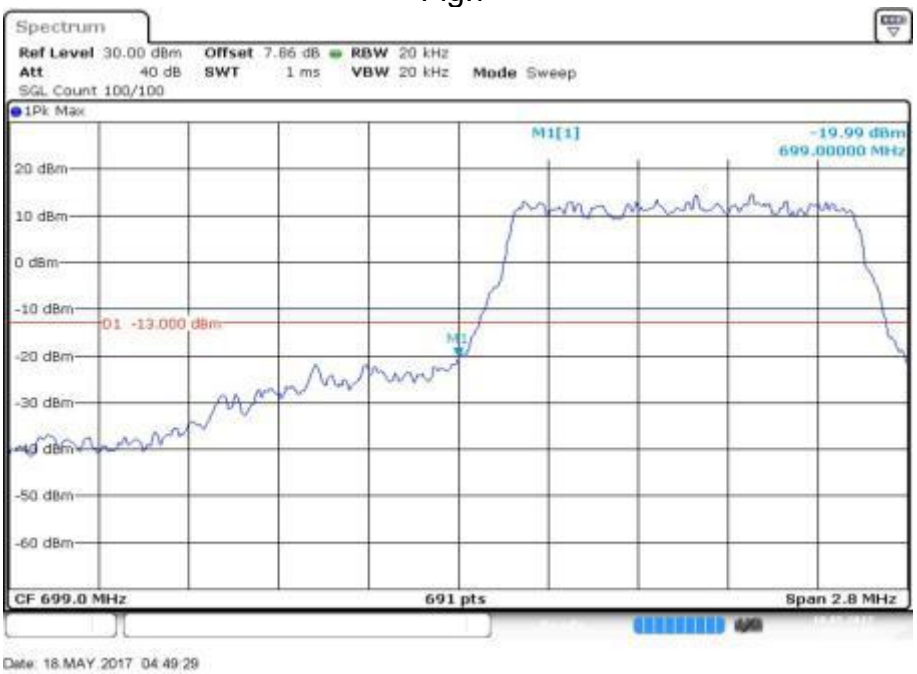

Fig.8

Band	Carrier frequency (MHz)	Channel (High)	BW	RB Size	RB Offset	Band EdgesPlot	
						QPSK	16-QAM
12	715.3	23173	1.4	1	0	Fig.1	Fig.5
				1	5	Fig.2	Fig.6
				3	2	Fig.3	Fig.7
				6	0	Fig.4	Fig.8

 Copyright © SRTC

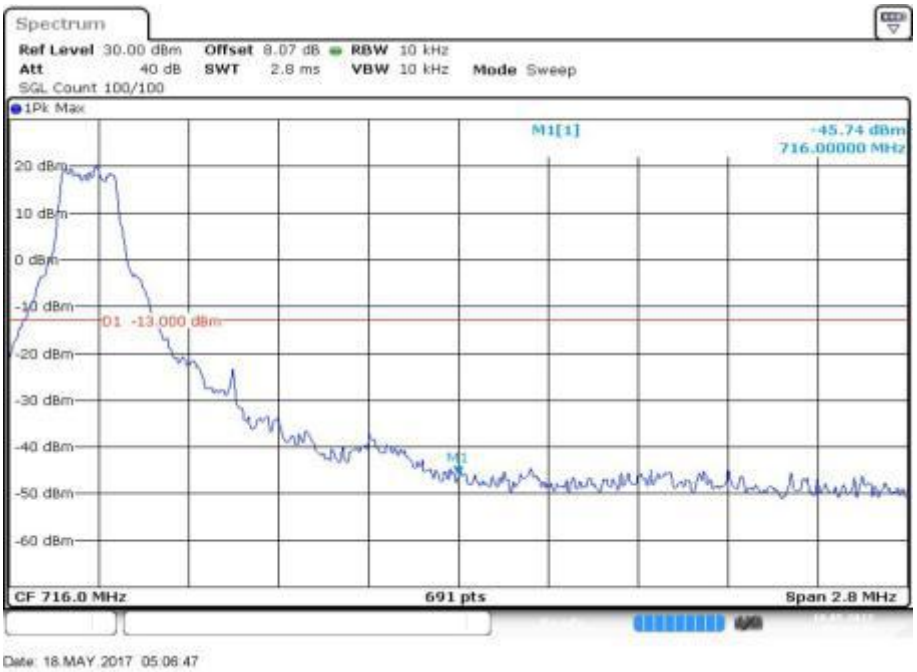

Fig.1

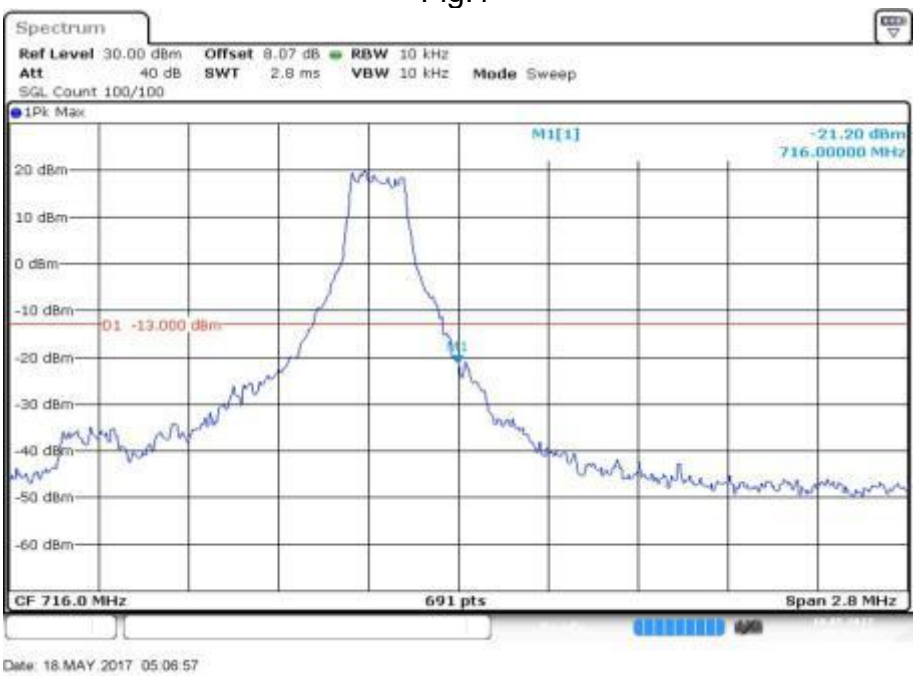

Fig.2

 Copyright © SRTC

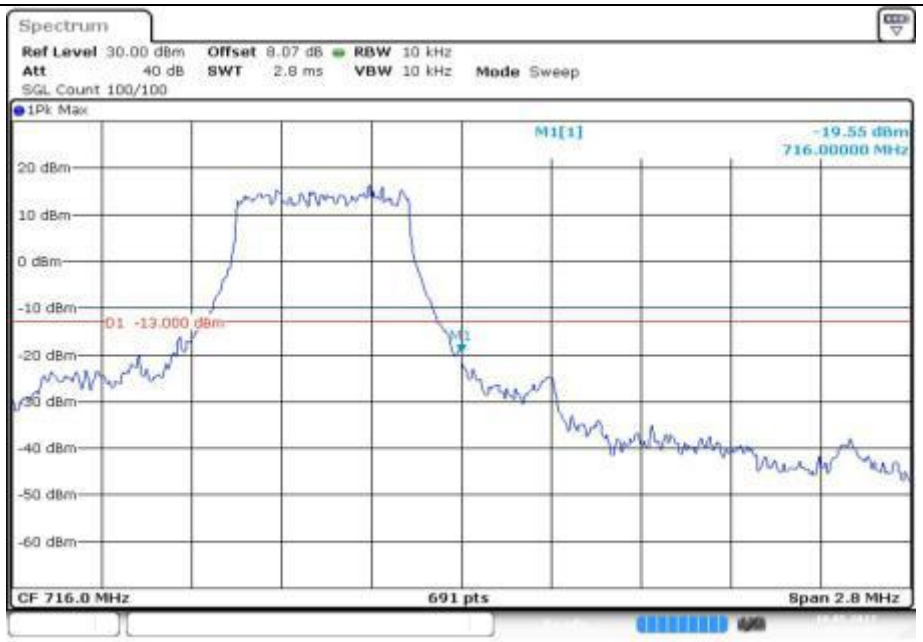

Date: 18.MAY.2017 05:07:07

Fig.3

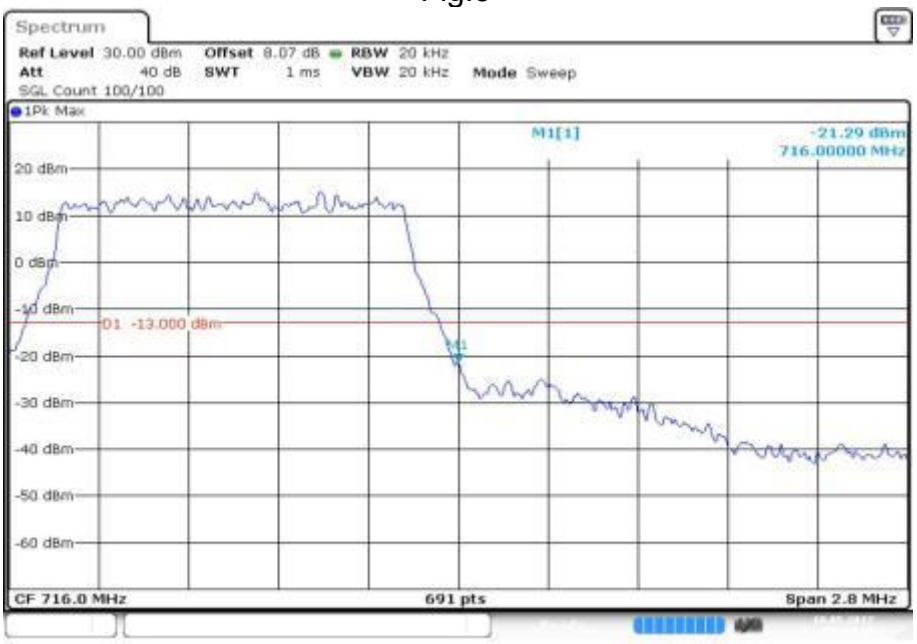

Date: 18.MAY.2017 05:07:18

Fig.4

 Copyright © SRTC

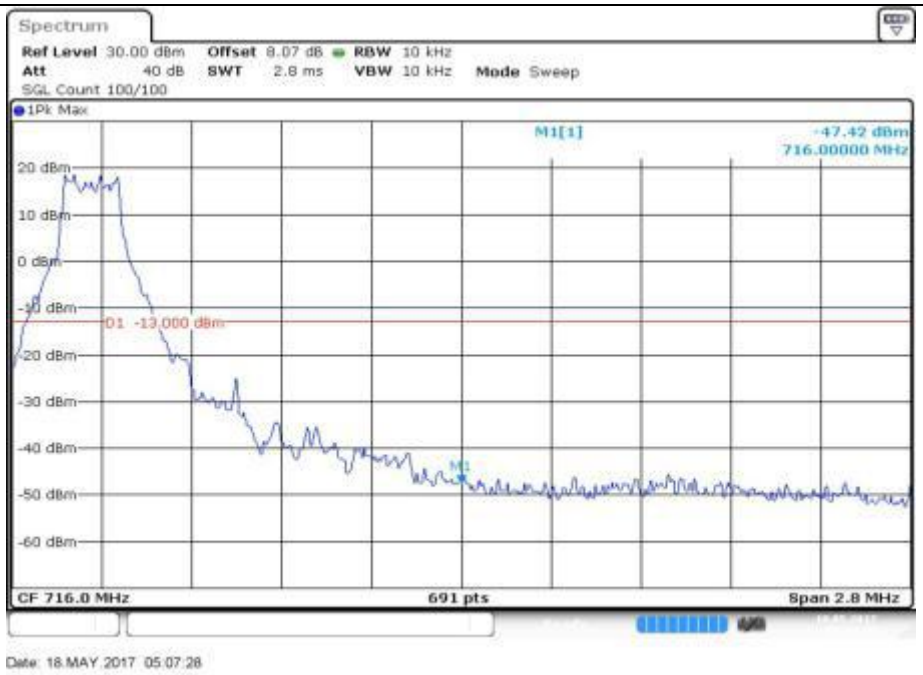

Fig.5

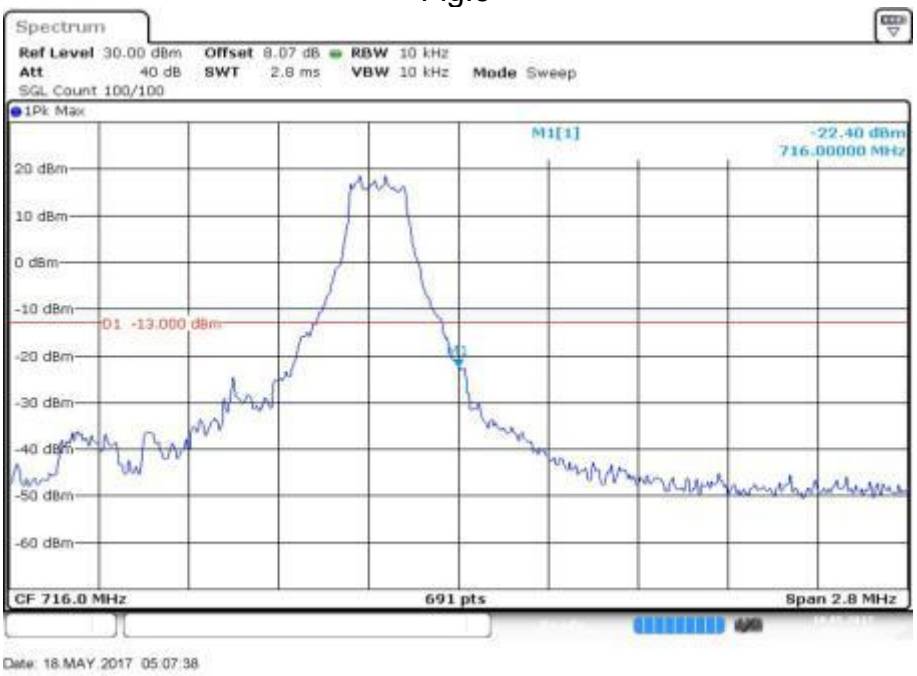

Fig.6

 Copyright © SRTC

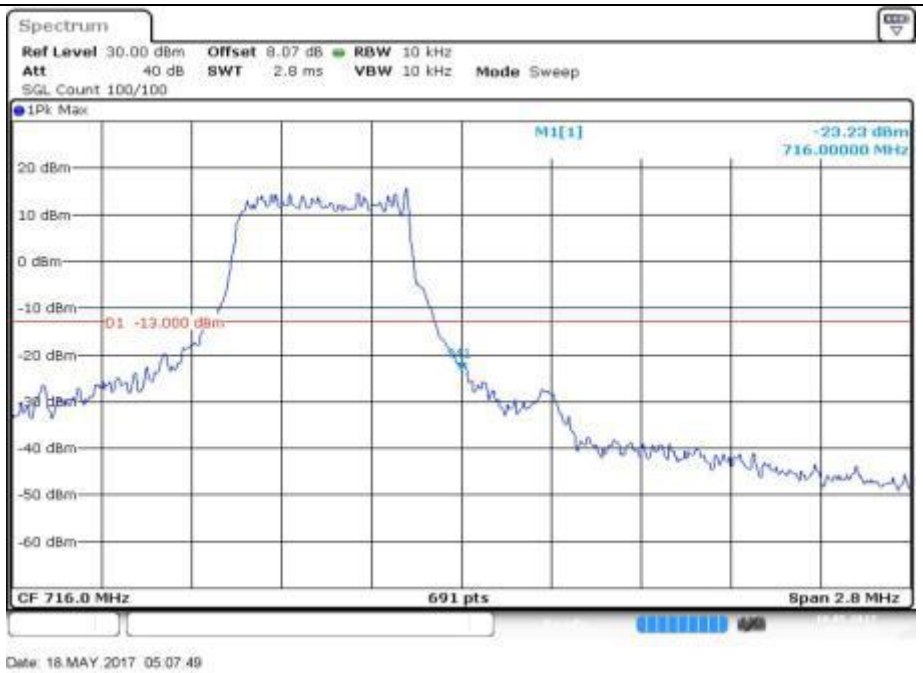

Fig.7

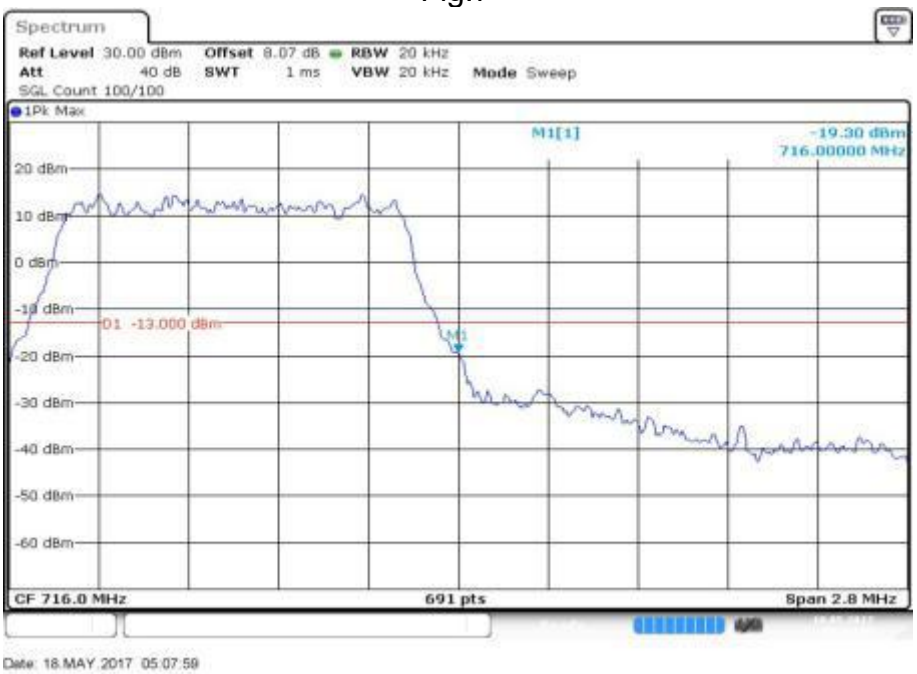

Fig.8

Band	Carrier frequency (MHz)	Channel (Low)	BW	RB Size	RB Offset	Band EdgesPlot	
						QPSK	16-QAM
12	700.5	23025	3	1	0	Fig.1	Fig.5
				1	5	Fig.2	Fig.6
				3	2	Fig.3	Fig.7
				6	0	Fig.4	Fig.8

 Copyright © SRTC

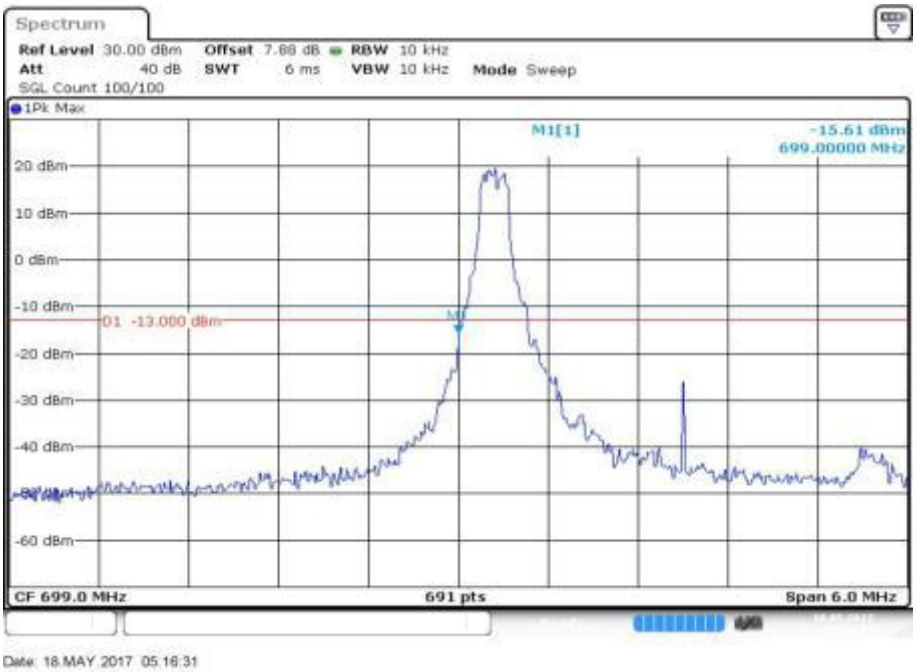

Fig.1

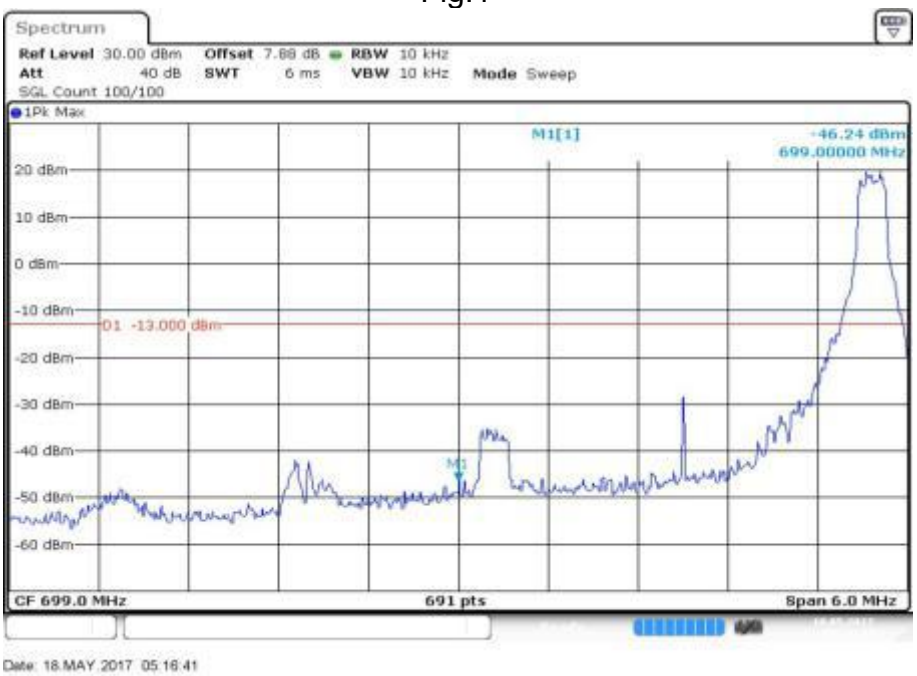

Fig.2

 Copyright © SRTC

Fig.3

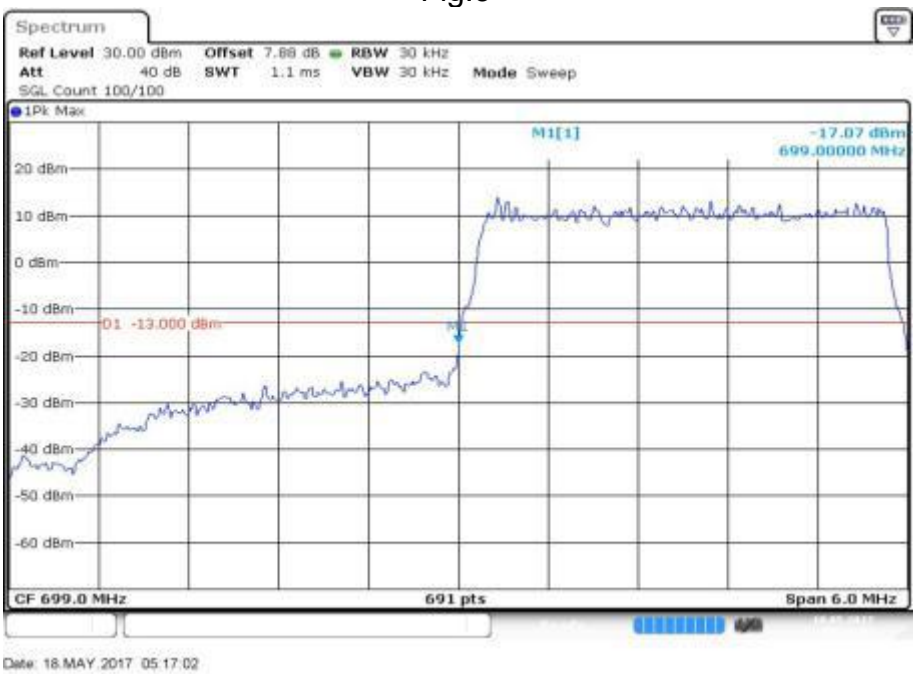

Fig.4

 Copyright © SRTC

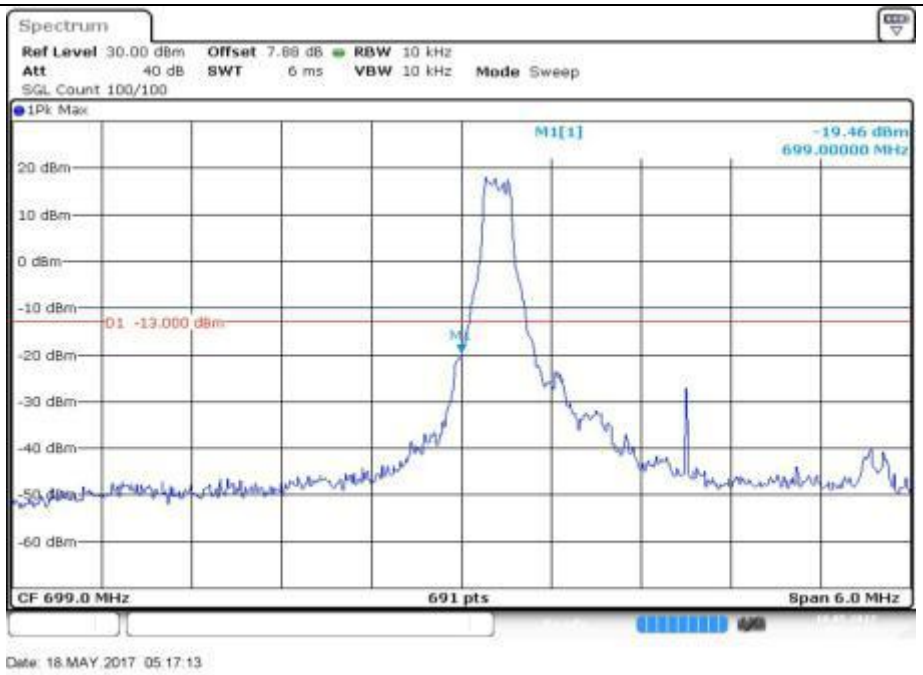

Fig.5

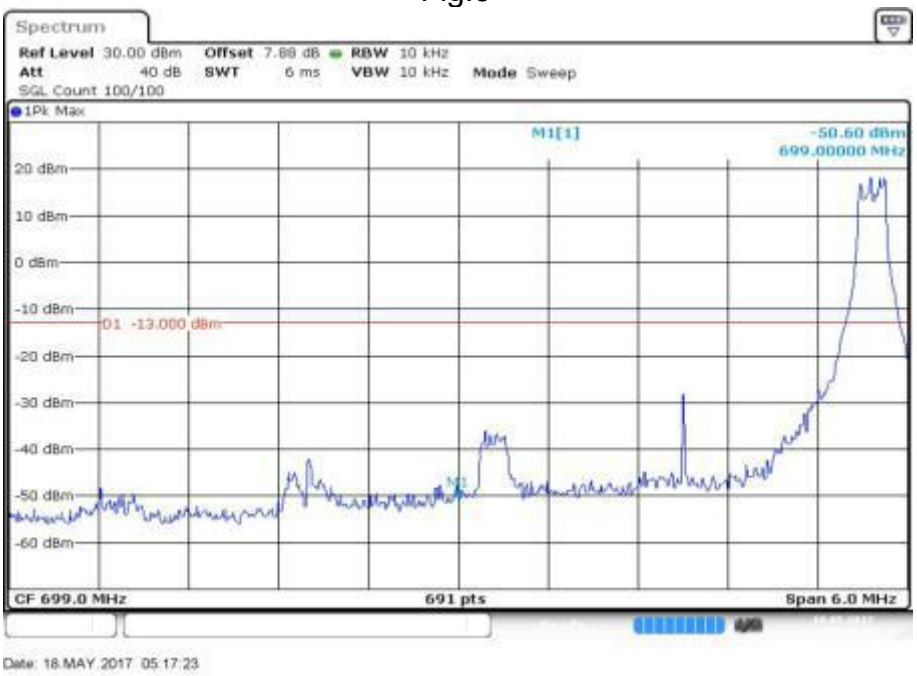

Fig.6

 Copyright © SRTC

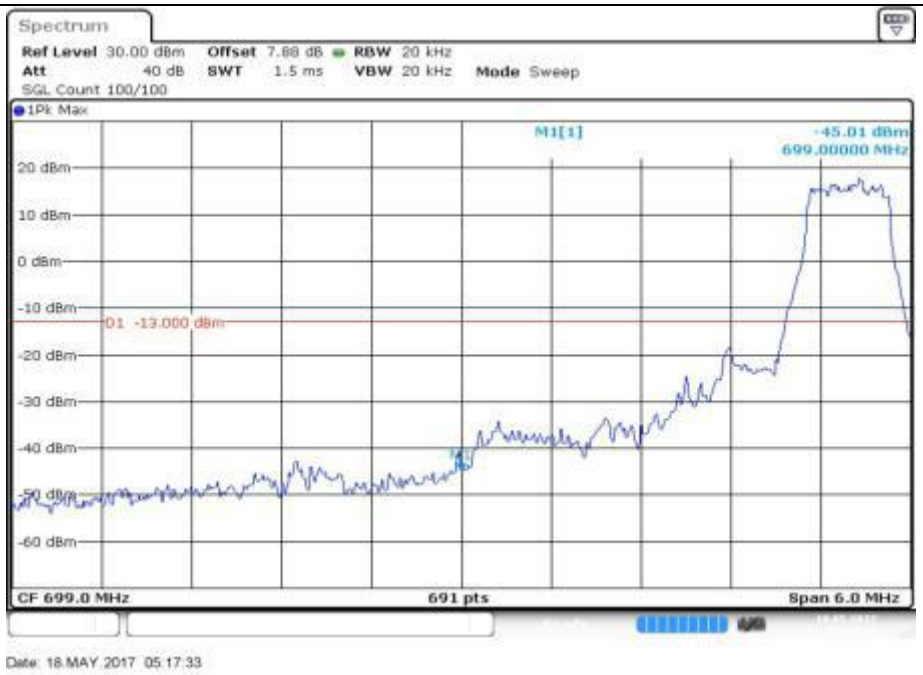

Fig.7

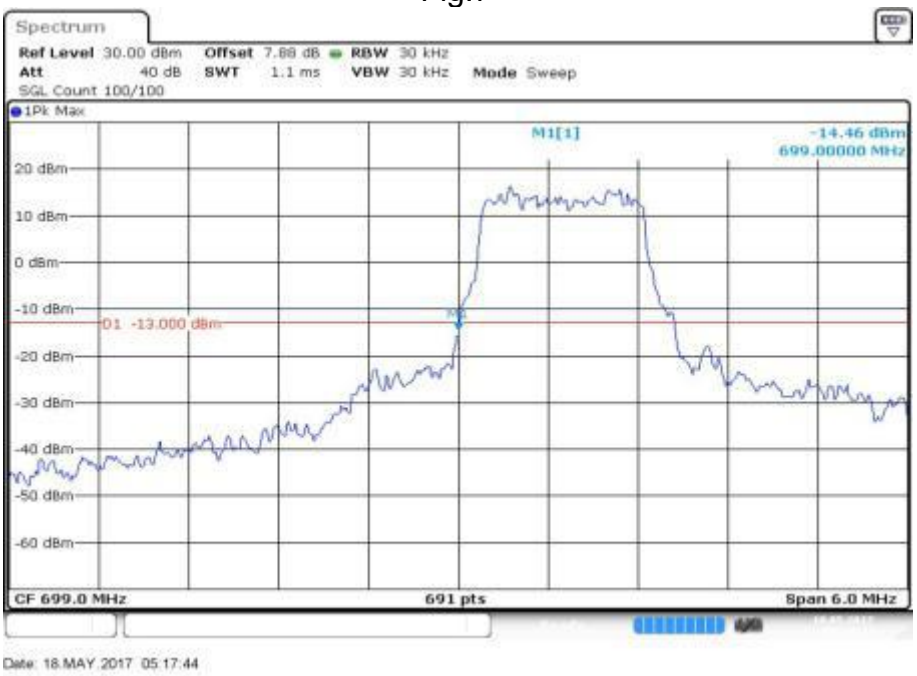

Fig.8

Band	Carrier frequency (MHz)	Channel (High)	BW	RB Size	RB Offset	Band EdgesPlot	
						QPSK	16-QAM
12	714.5	23165	3	1	0	Fig.1	Fig.5
				1	5	Fig.2	Fig.6
				3	2	Fig.3	Fig.7
				6	0	Fig.4	Fig.8

 Copyright © SRTC

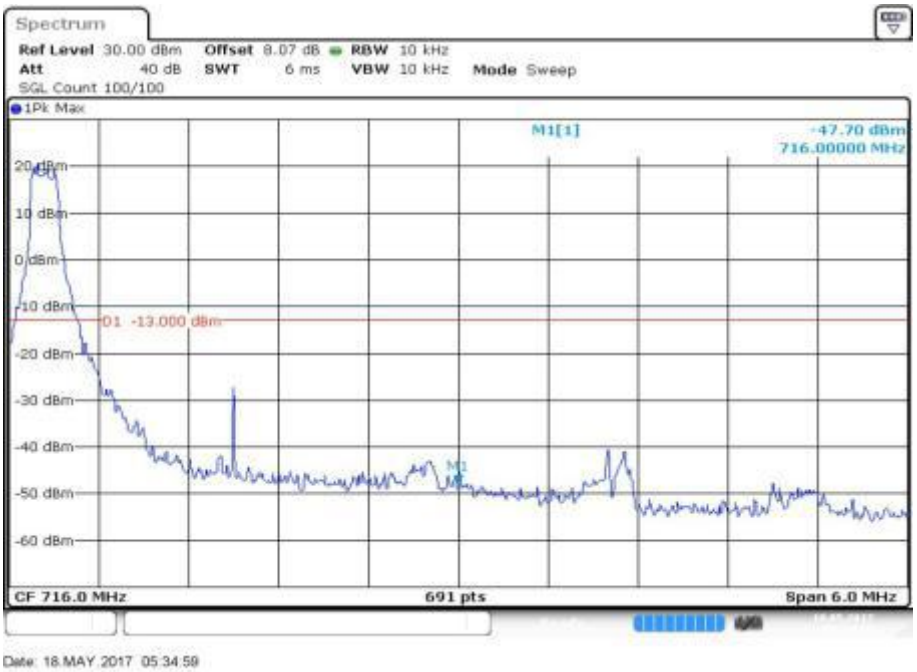

Fig.1

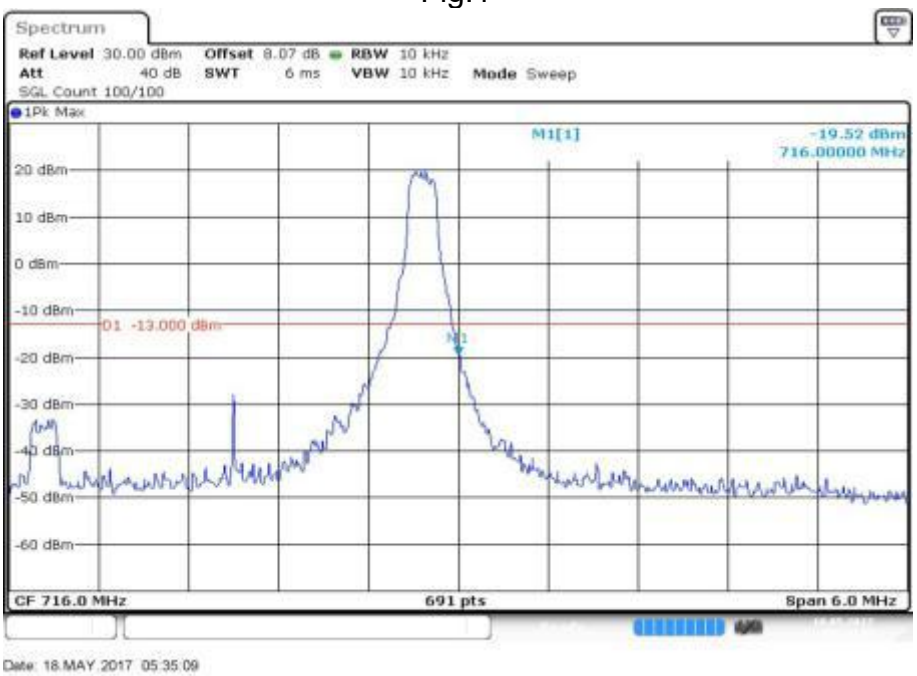

Fig.2

 Copyright © SRTC

Fig.3

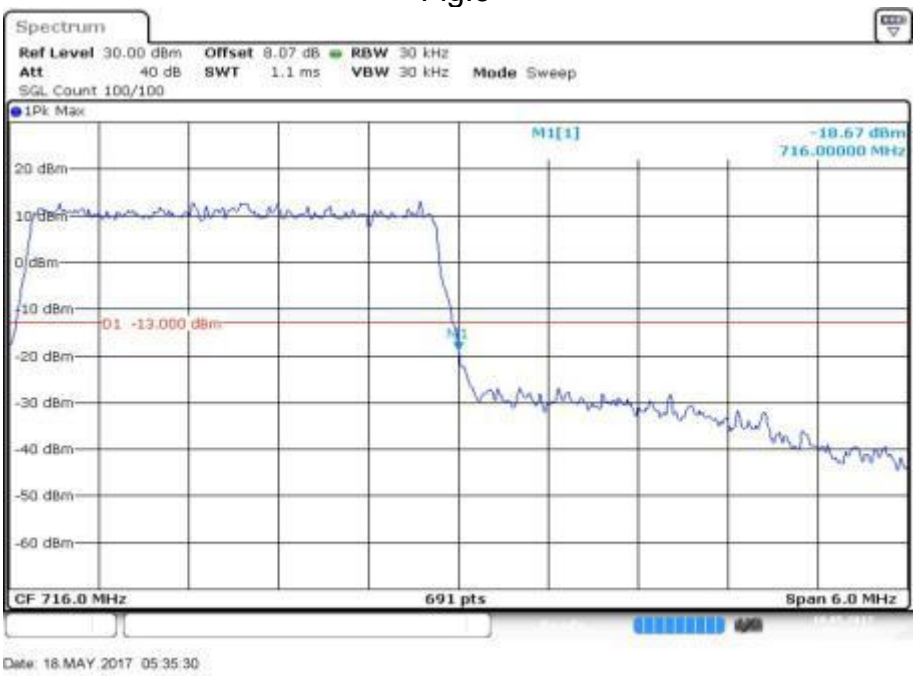

Fig.4

 Copyright © SRTC

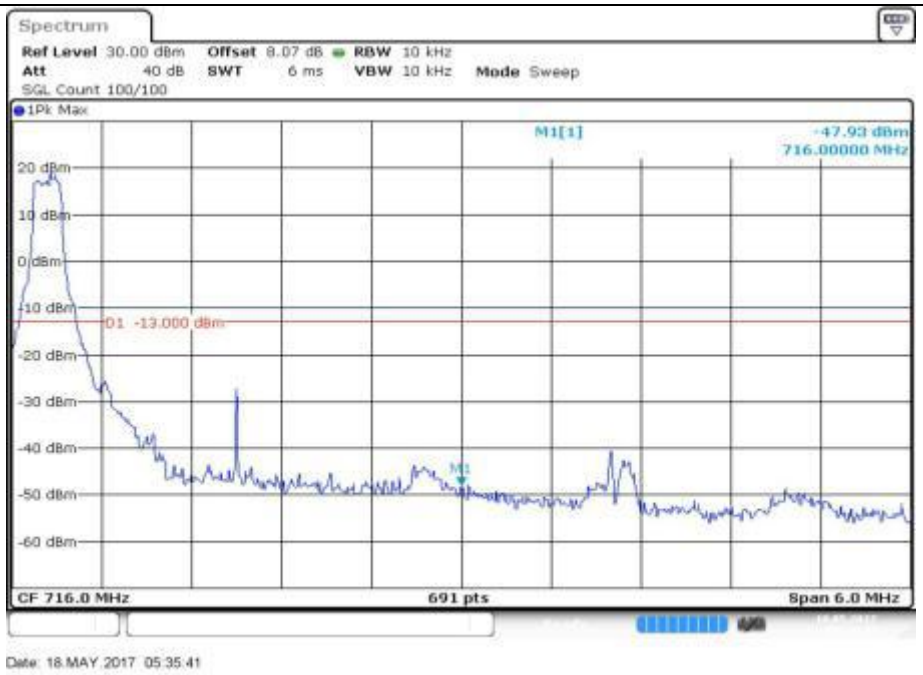

Fig.5

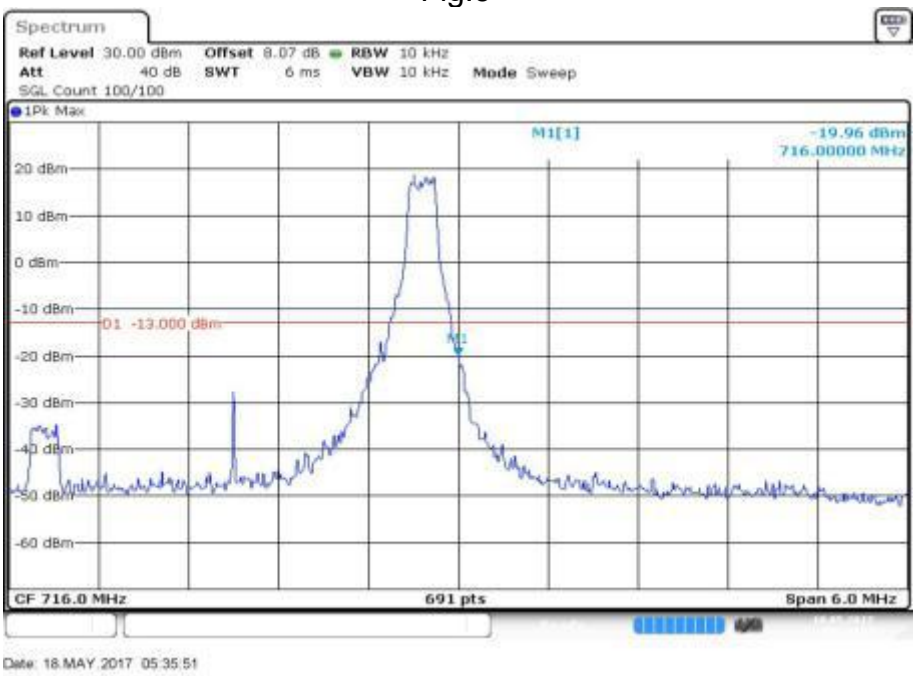

Fig.6

 Copyright © SRTC

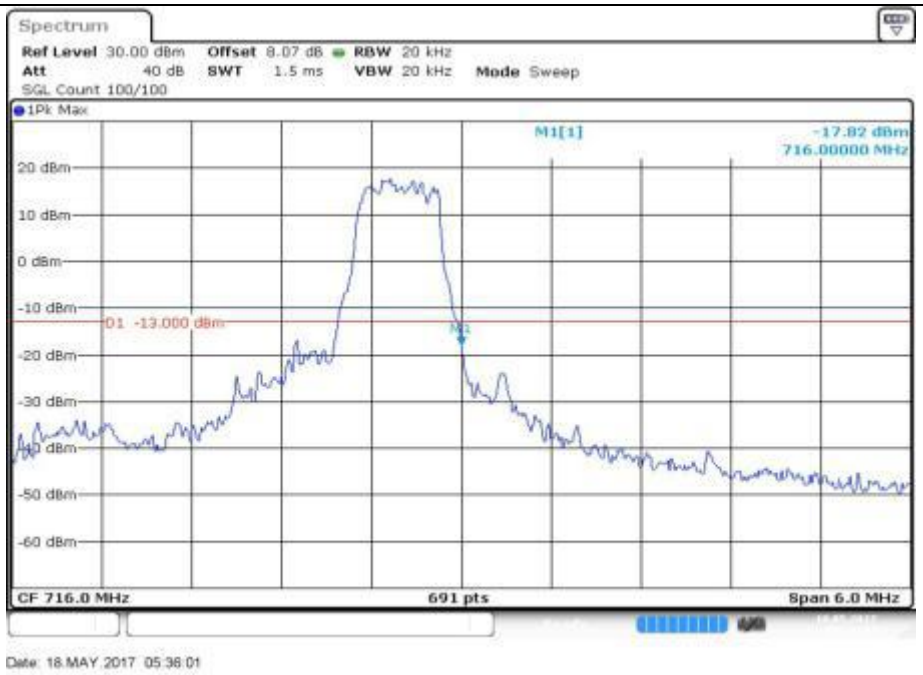

Fig.7

Fig.8

Band	Carrier frequency (MHz)	Channel (Low)	BW	RB Size	RB Offset	Band EdgesPlot	
						QPSK	16-QAM
12	701.5	23035	5	1	0	Fig.1	Fig.5
				1	24	Fig.2	Fig.6
				12	6	Fig.3	Fig.7
				25	0	Fig.4	Fig.8

 Copyright © SRTC

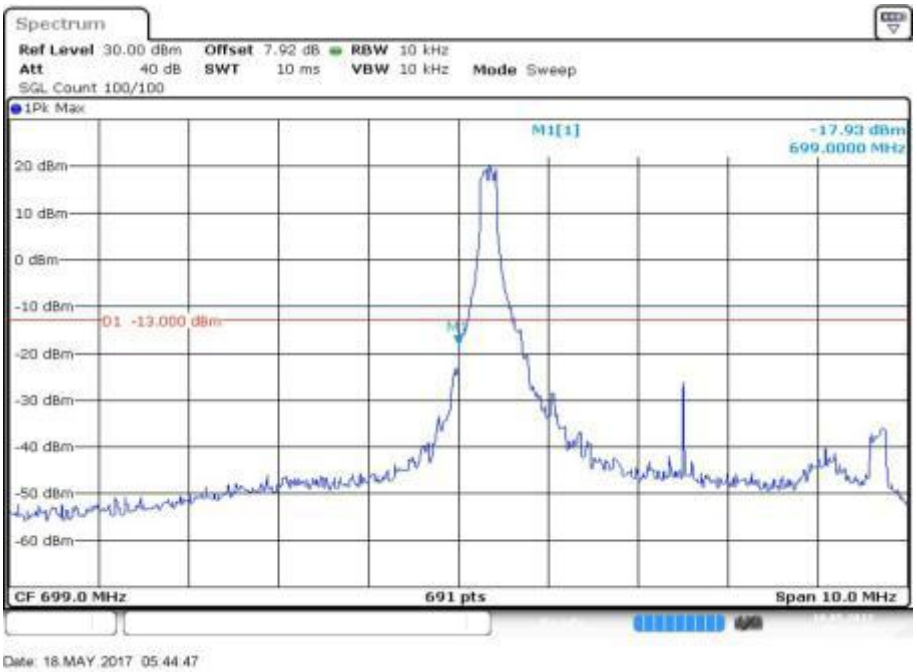

Fig.1

Fig.2

 Copyright © SRTC

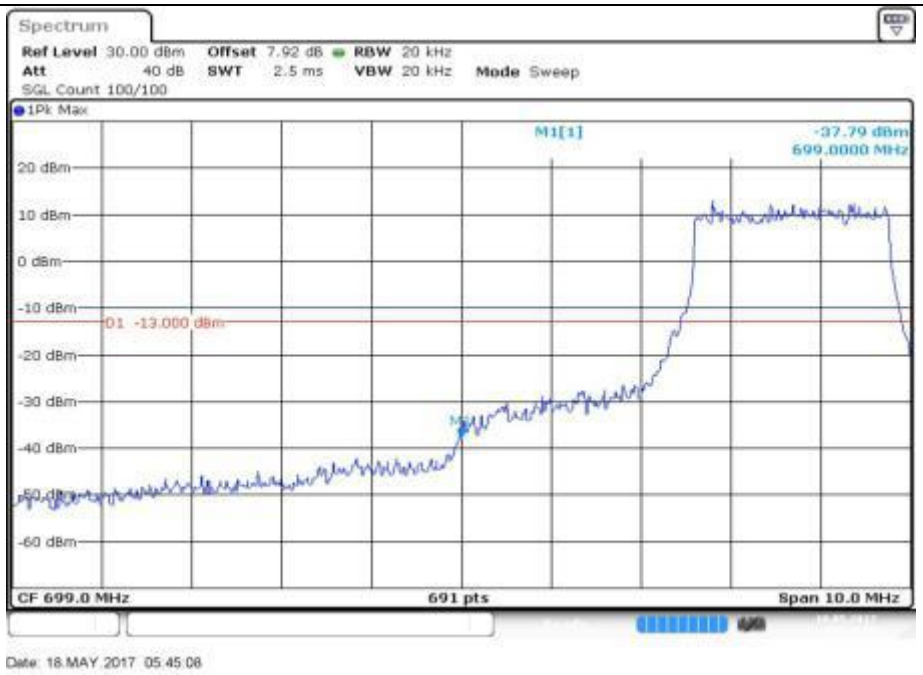

Fig.3

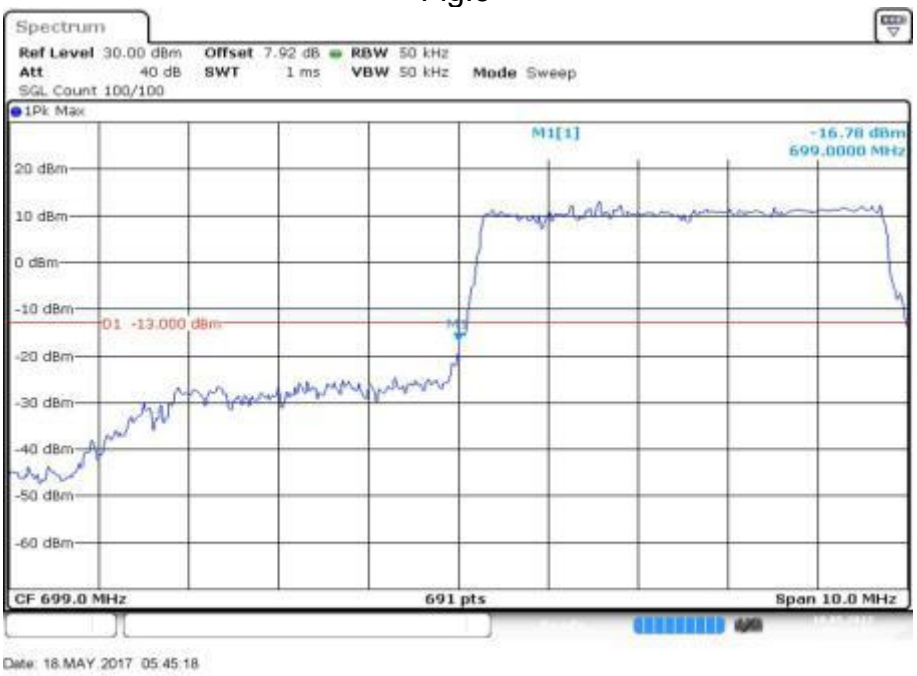

Fig.4

 Copyright © SRTC

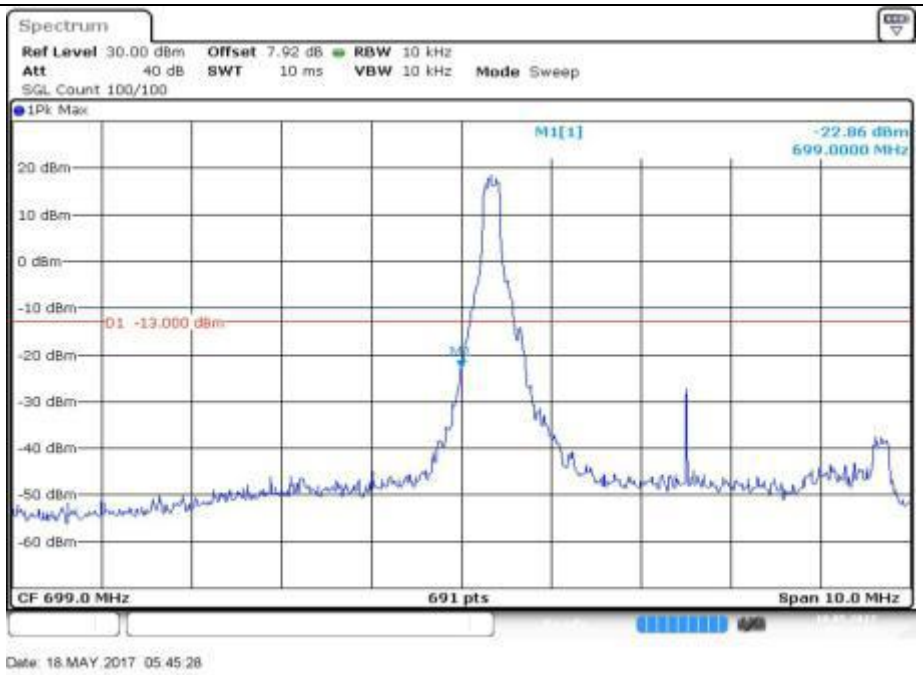

Fig.5

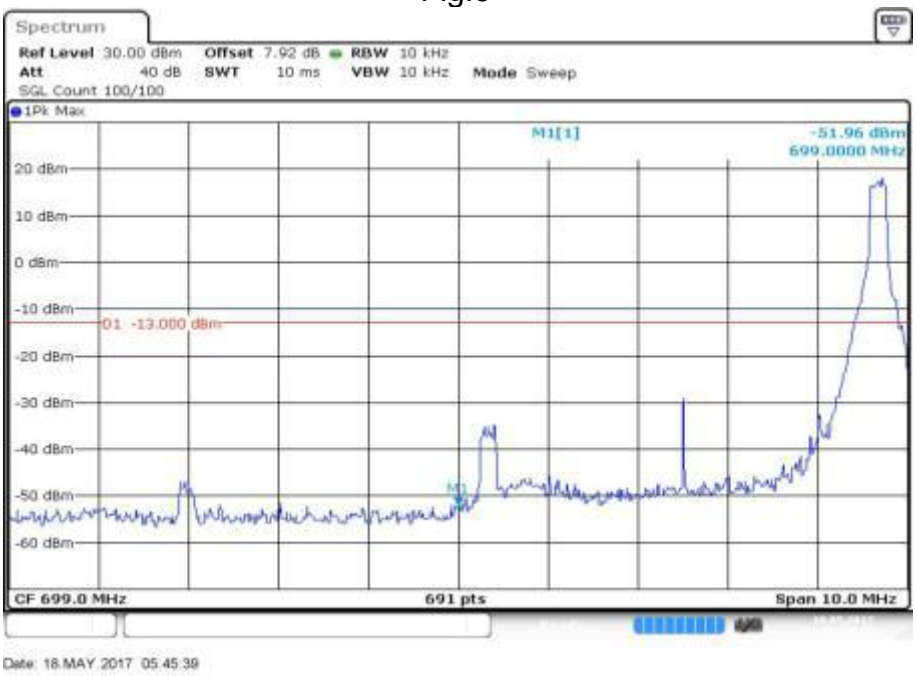

Fig.6

 Copyright © SRTC

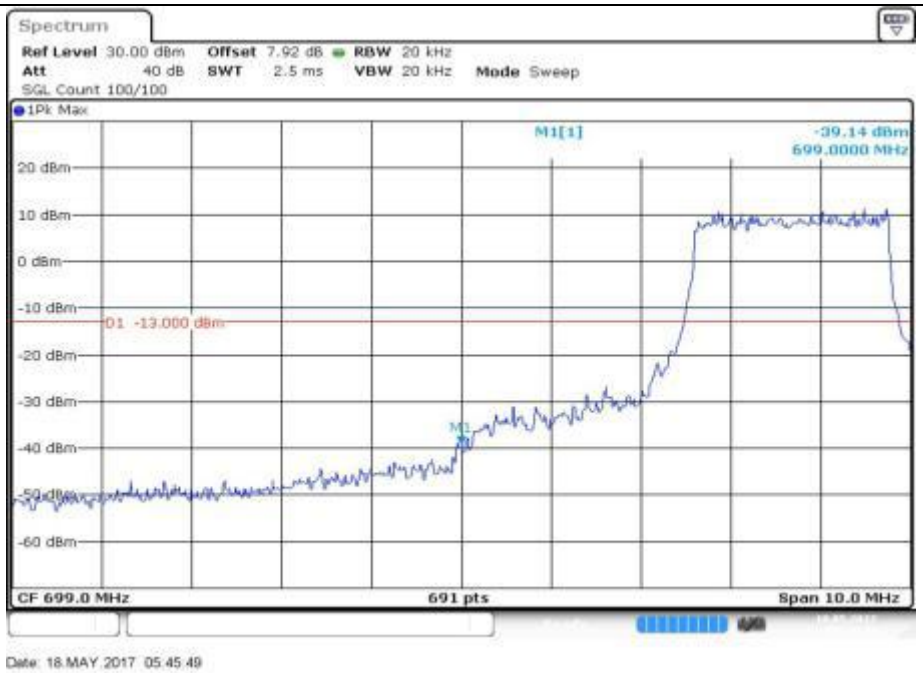

Fig.7

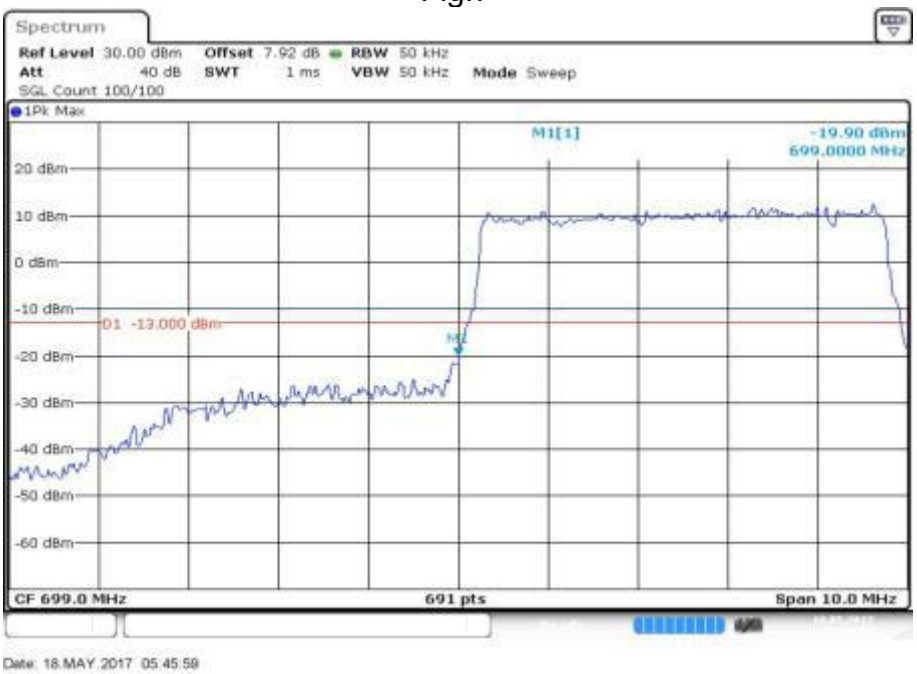

Fig.8

Band	Carrier frequency (MHz)	Channel (High)	BW	RB Size	RB Offset	Band EdgesPlot	
						QPSK	16-QAM
12	713.5	23155	5	1	0	Fig.1	Fig.5
				1	24	Fig.2	Fig.6
				12	6	Fig.3	Fig.7
				25	0	Fig.4	Fig.8

 Copyright © SRTC

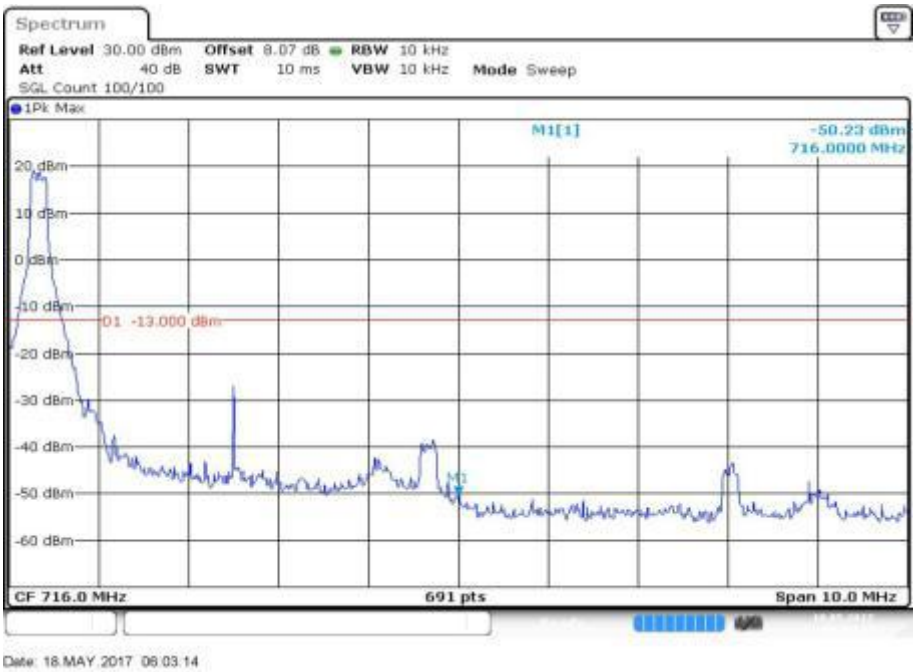

Fig.1

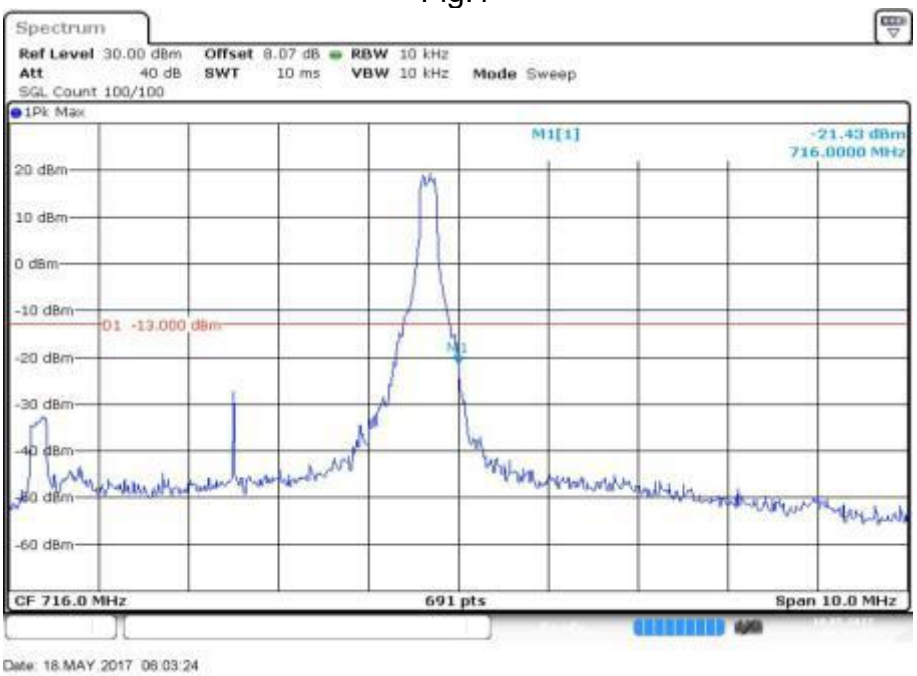

Fig.2

 Copyright © SRTC

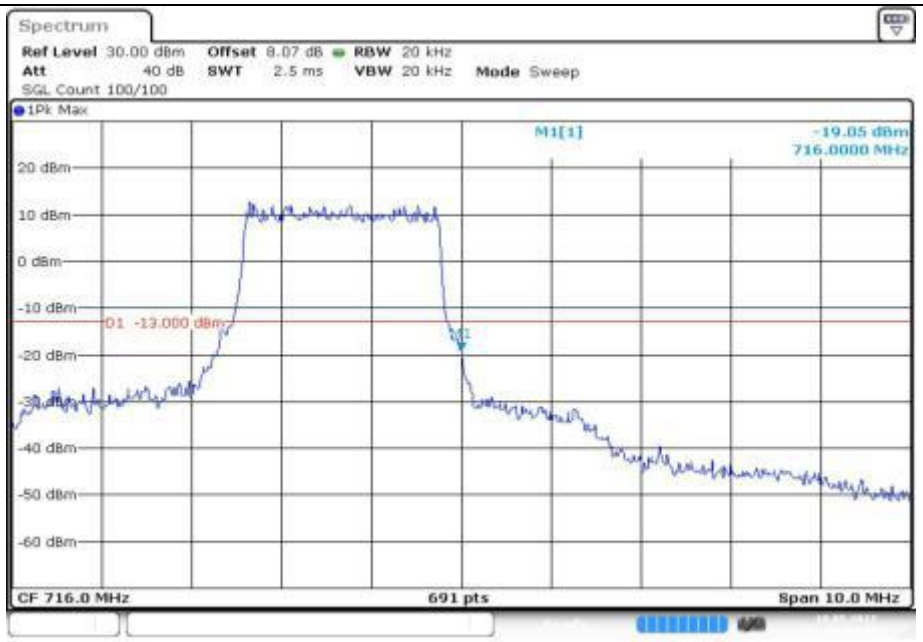

Date: 18.MAY.2017 08:03:35

Fig.3

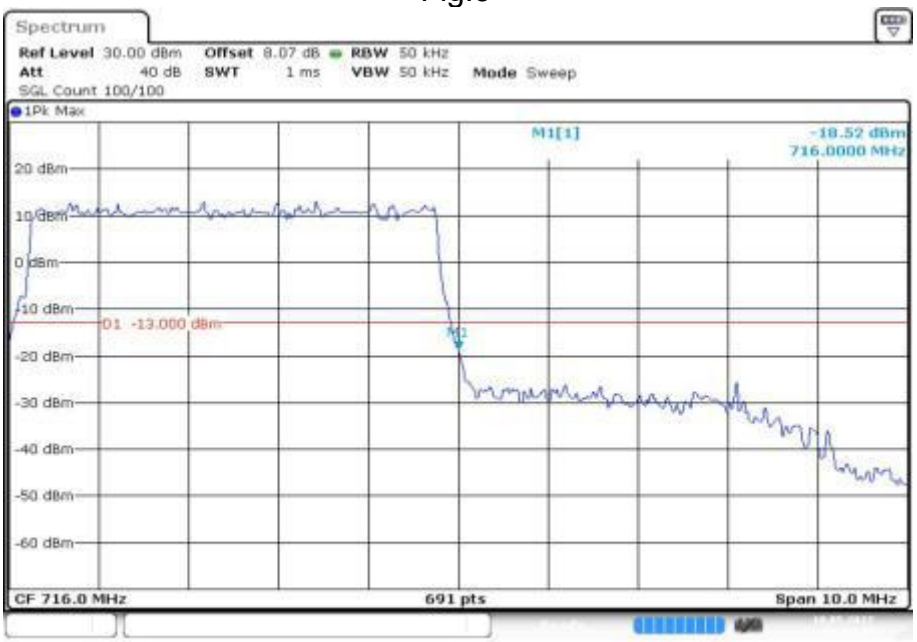

Date: 18.MAY.2017 08:03:45

Fig.4

 Copyright © SRTC

Fig.5

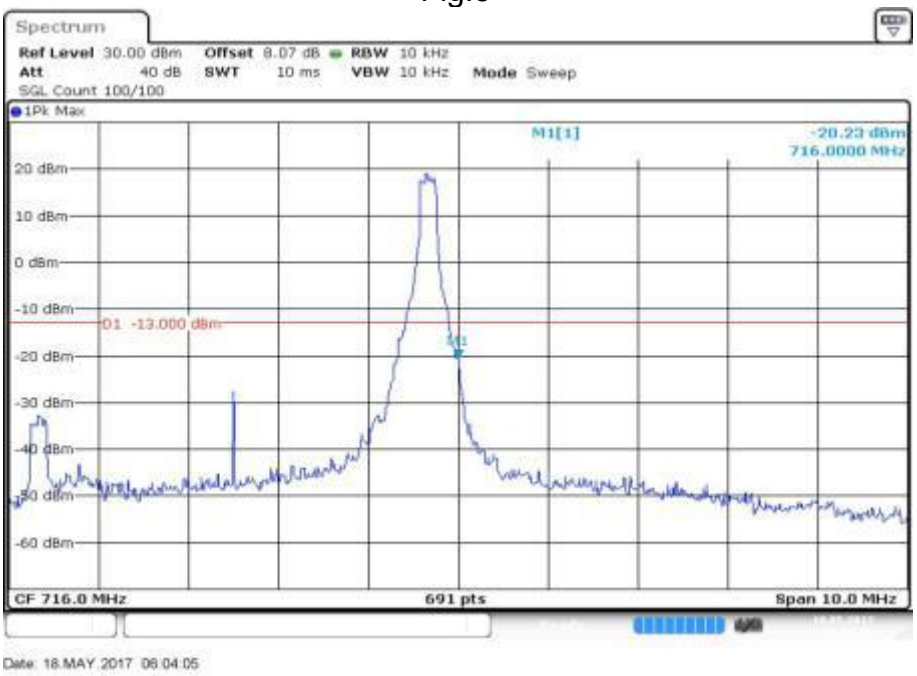

Fig.6

 Copyright © SRTC

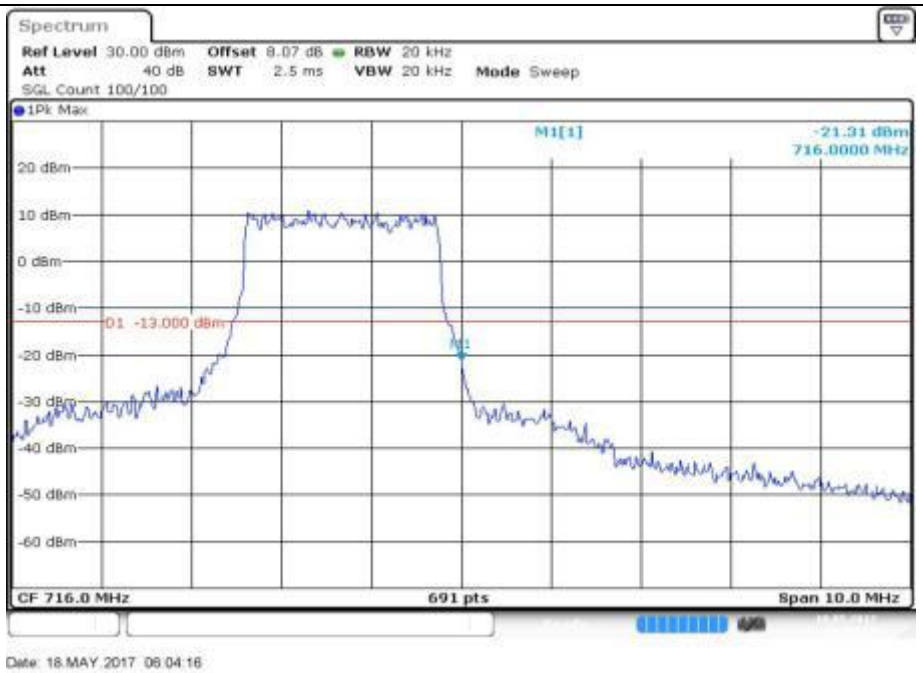

Fig.7

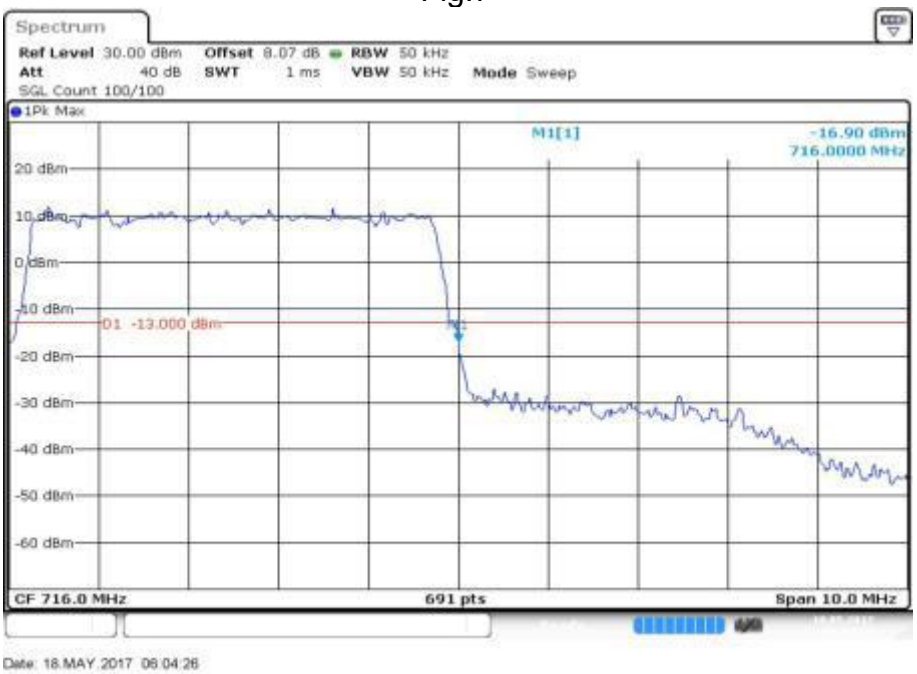

Fig.8

Band	Carrier frequency (MHz)	Channel (Low)	BW	RB Size	RB Offset	Band EdgesPlot	
						QPSK	16-QAM
12	704	23060	10	1	0	Fig.1	Fig.5
				1	49	Fig.2	Fig.6
				24	12	Fig.3	Fig.7
				50	0	Fig.4	Fig.8

 Copyright © SRTC

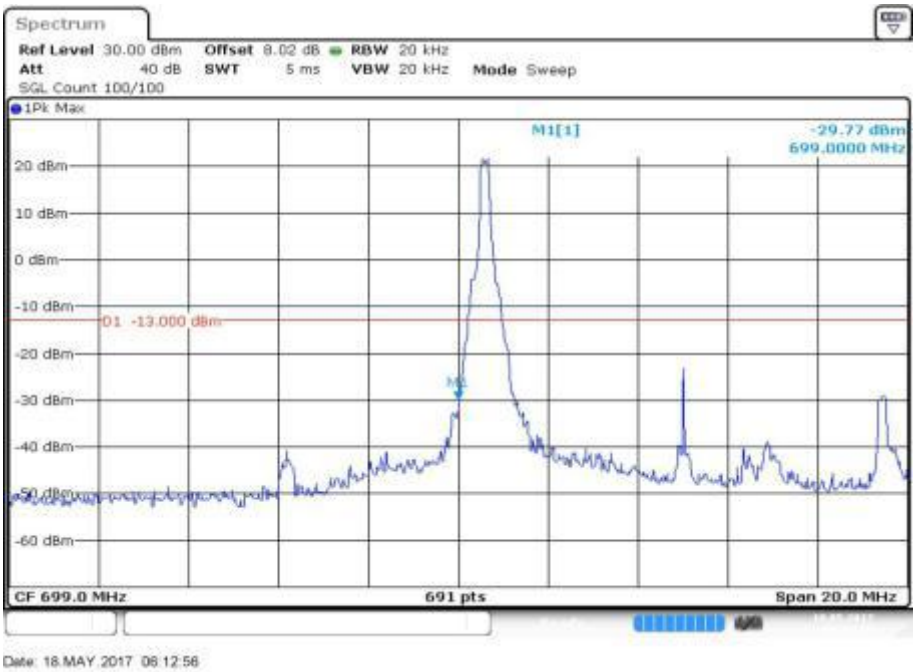

Fig.1

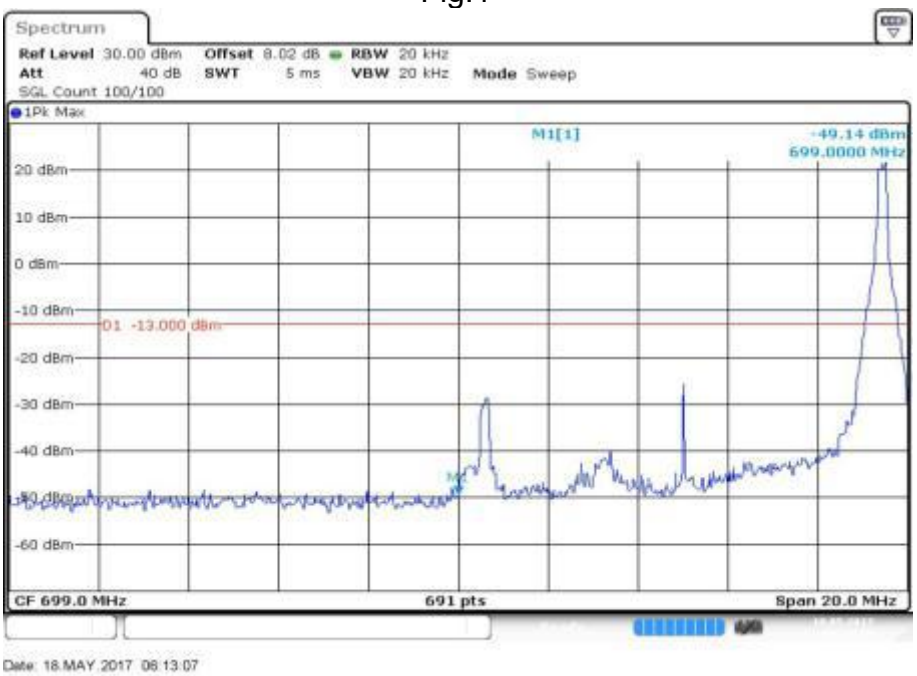

Fig.2

 Copyright © SRTC

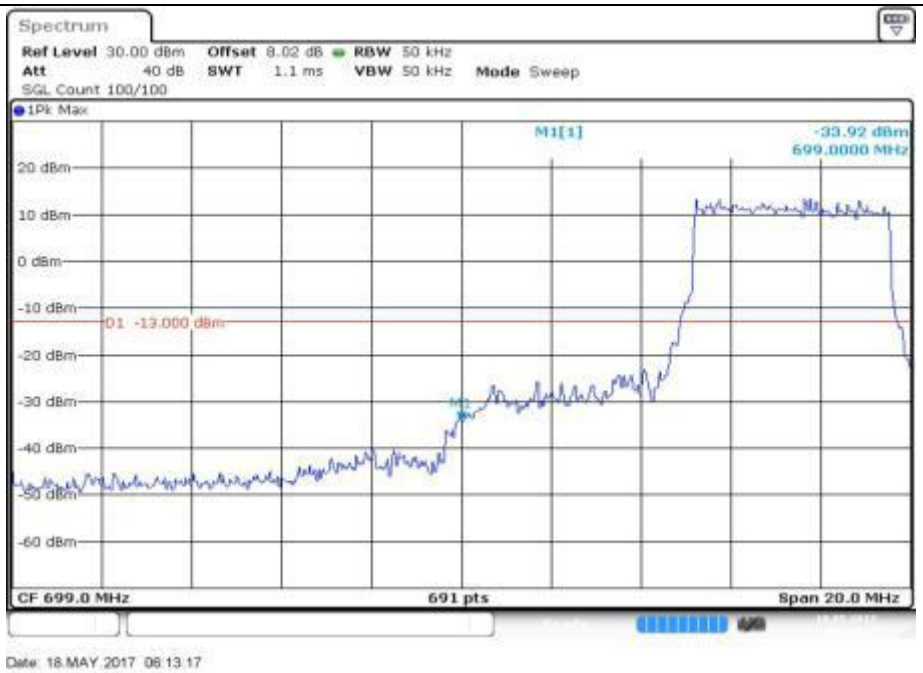

Fig.3

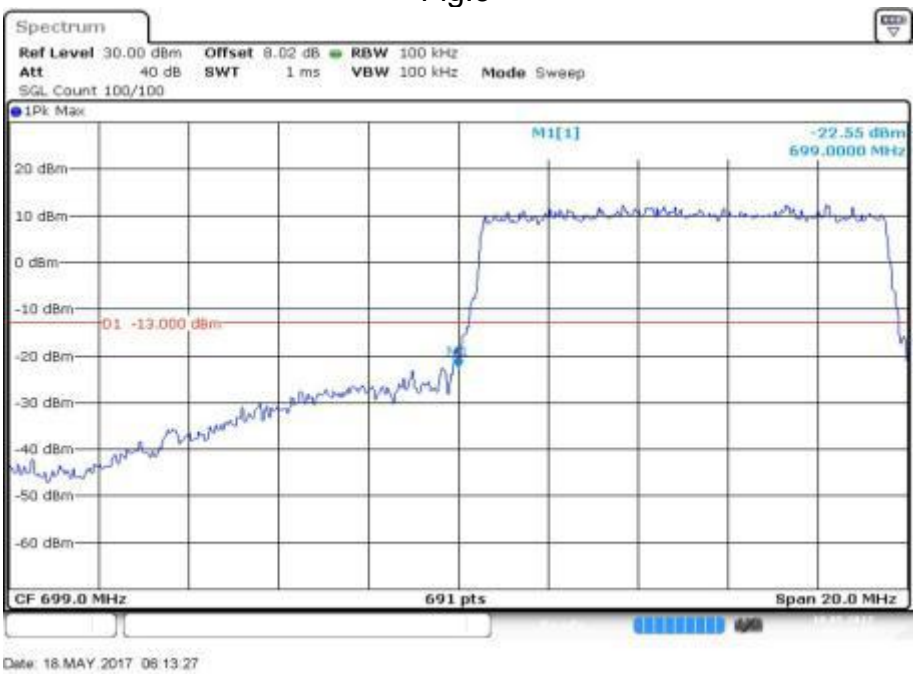

Fig.4

 Copyright © SRTC

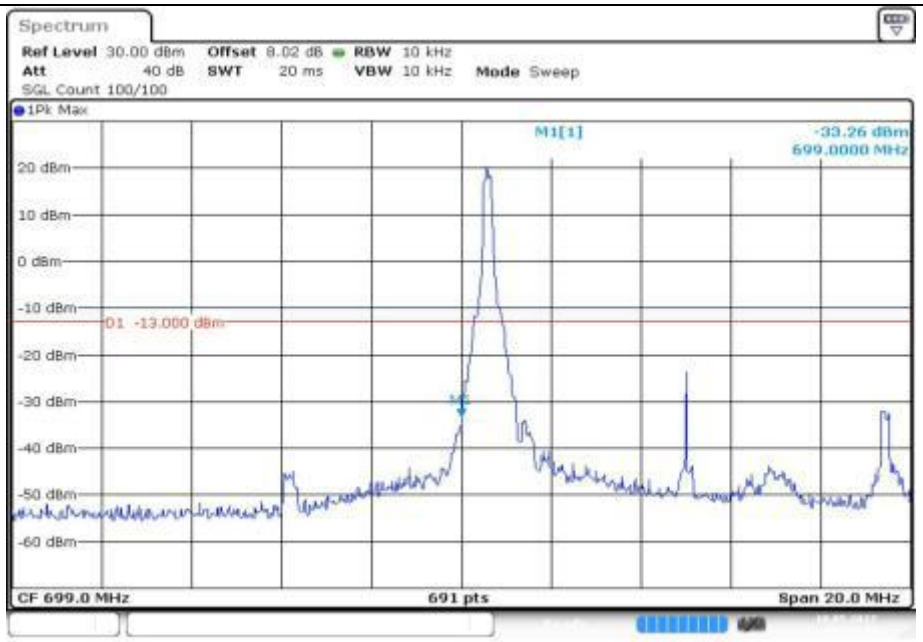

Date: 18.MAY.2017 08:13:40

Fig.5

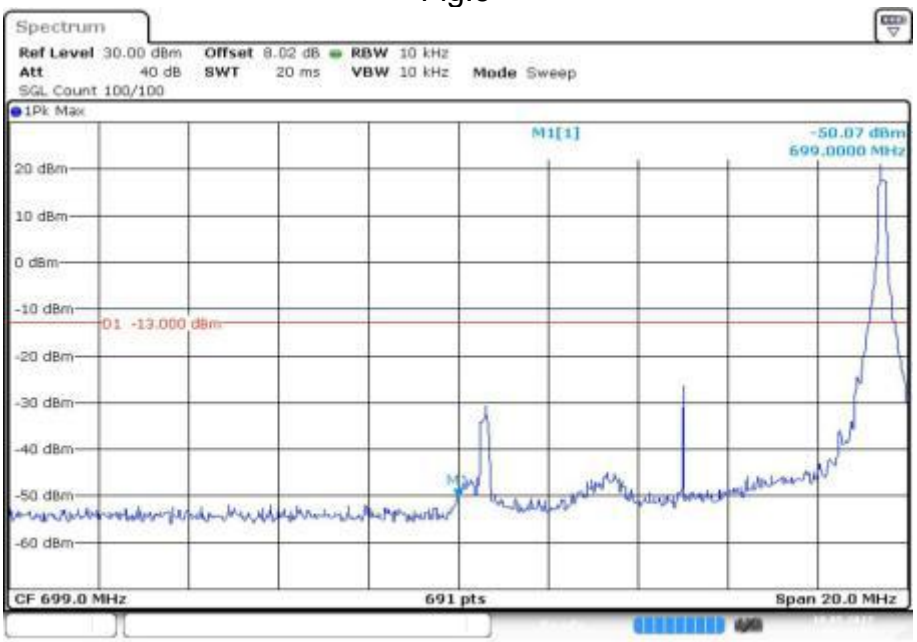

Date: 18.MAY.2017 08:13:53

Fig.6

 Copyright © SRTC

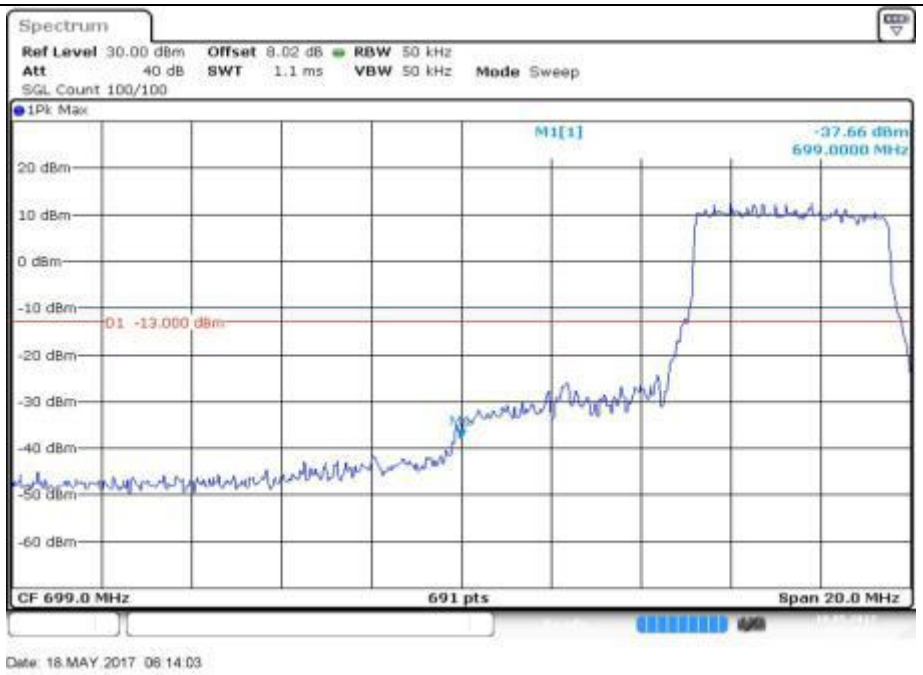

Fig.7

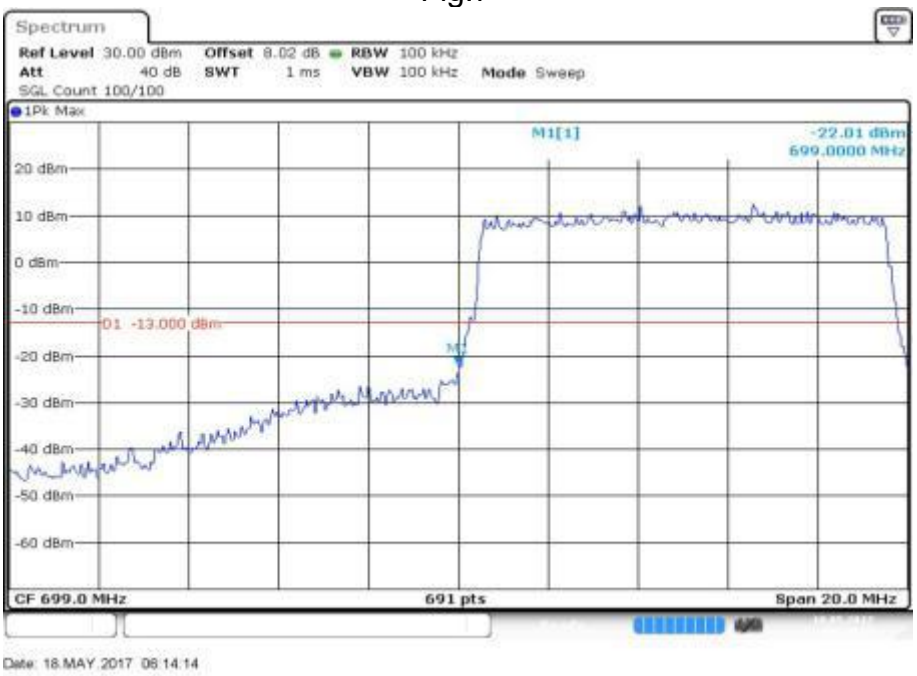

Fig.8

Band	Carrier frequency (MHz)	Channel (High)	BW	RB Size	RB Offset	Band EdgesPlot	
						QPSK	16-QAM
12	711	23130	10	1	0	Fig.1	Fig.5
				1	49	Fig.2	Fig.6
				24	12	Fig.3	Fig.7
				50	0	Fig.4	Fig.8

 Copyright © SRTC

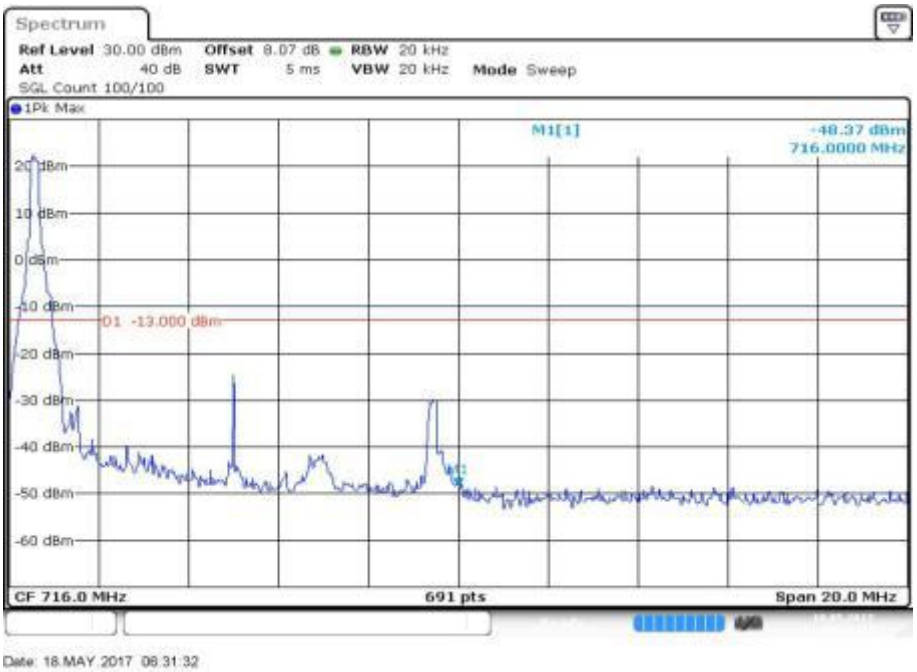

Fig.1

Fig.2

 Copyright © SRTC

Fig.3

Fig.4

 Copyright © SRTC

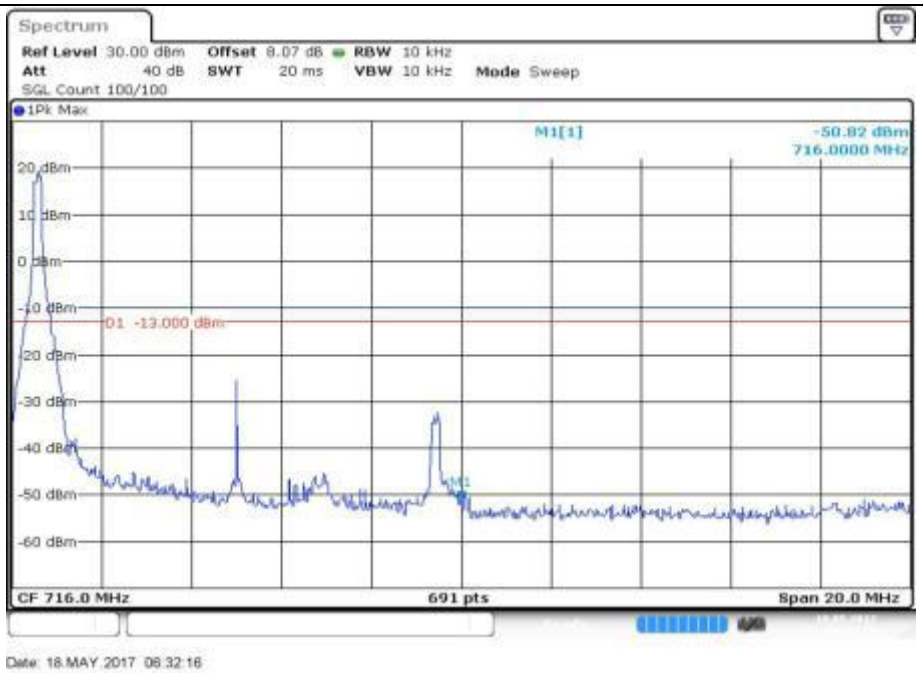

Fig.5

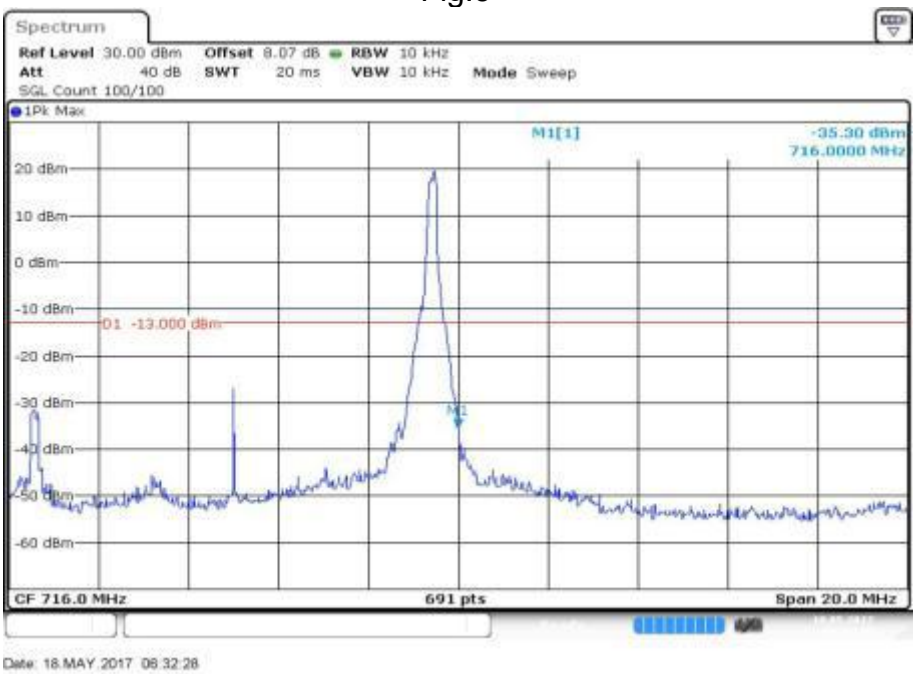

Fig.6

 Copyright © SRTC

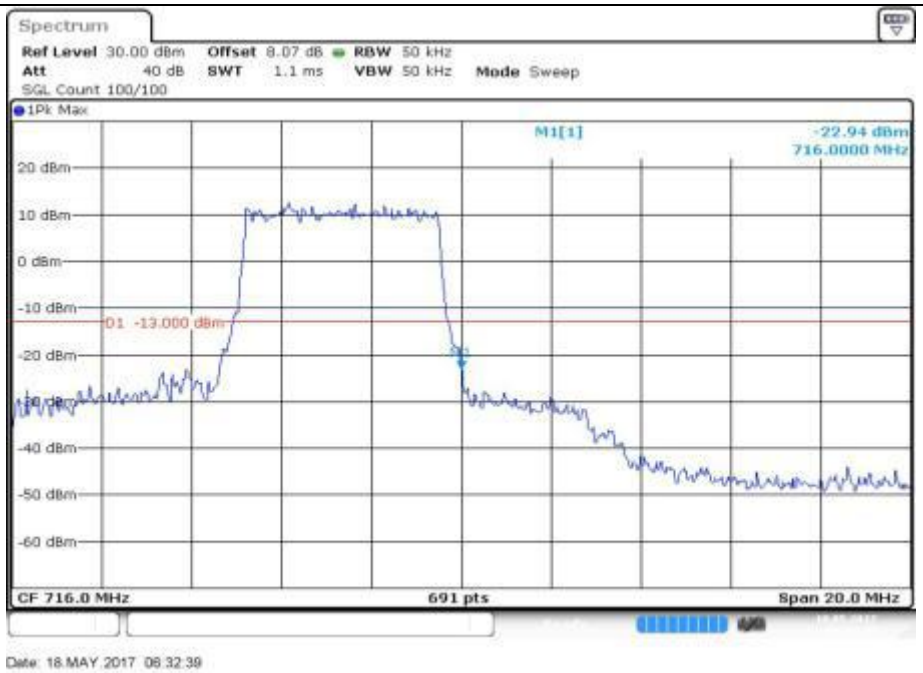

Fig.7

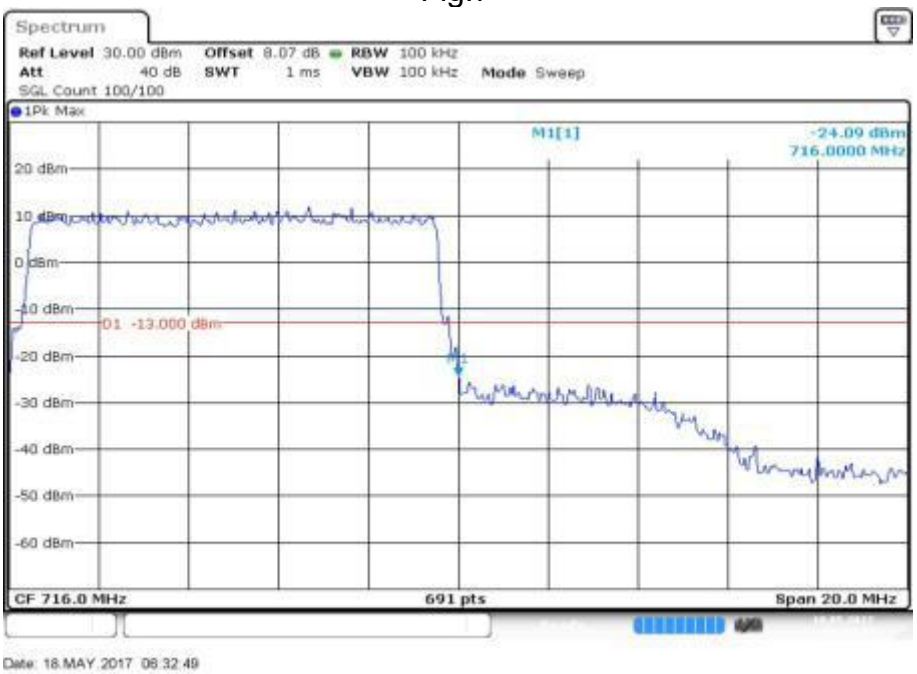

Fig.8

Band	Carrier frequency (MHz)	Channel (Low)	BW	RB Size	RB Offset	Band EdgesPlot	
						QPSK	16-QAM
13	779.5	23205	5	1	0	Fig.1	Fig.5
				1	24	Fig.2	Fig.6
				12	6	Fig.3	Fig.7
				25	0	Fig.4	Fig.8

 Copyright © SRTC

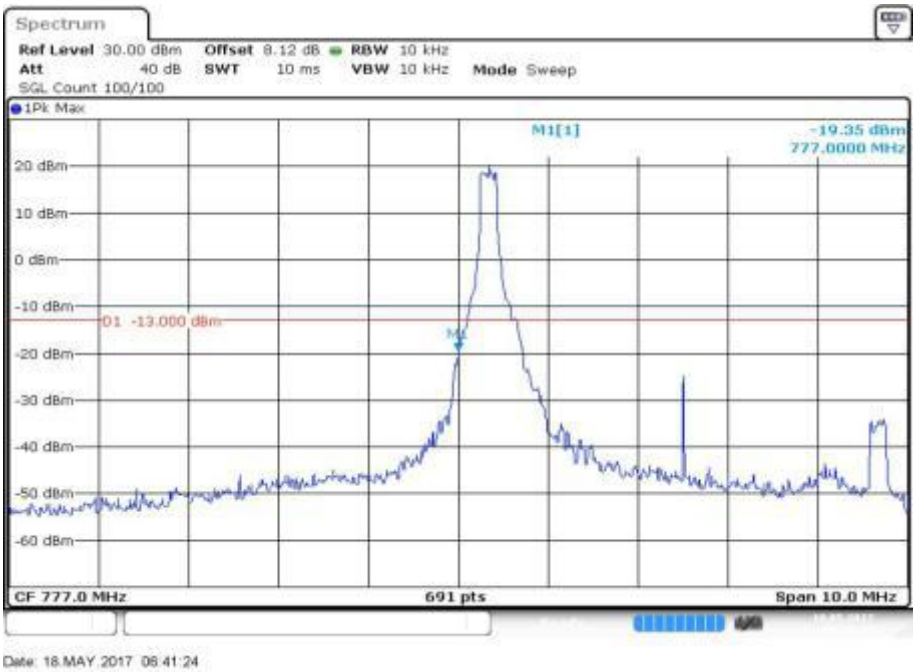

Fig.1

Fig.2

 Copyright © SRTC

Fig.3

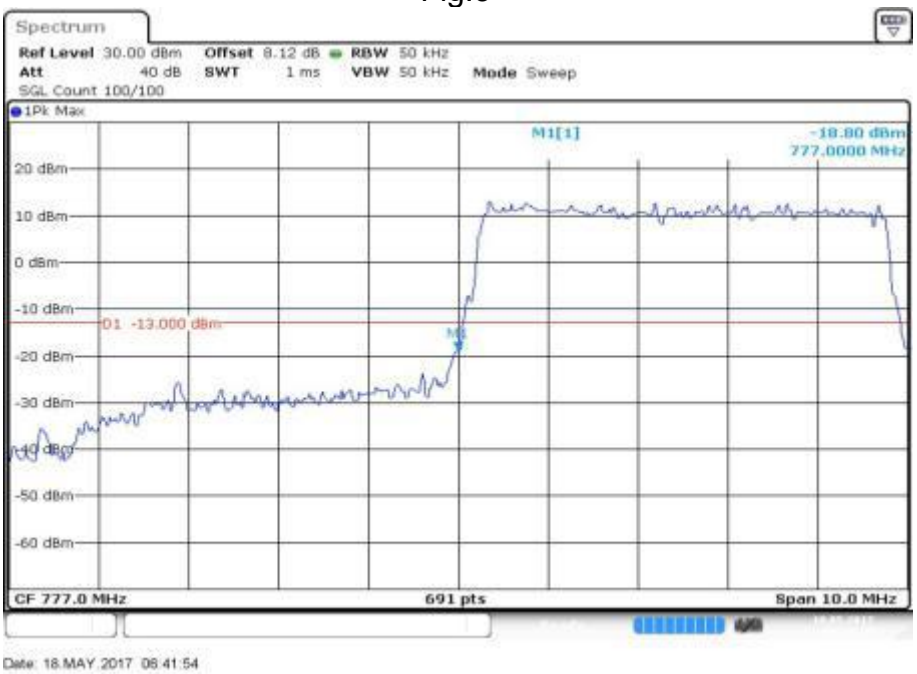

Fig.4

 Copyright © SRTC

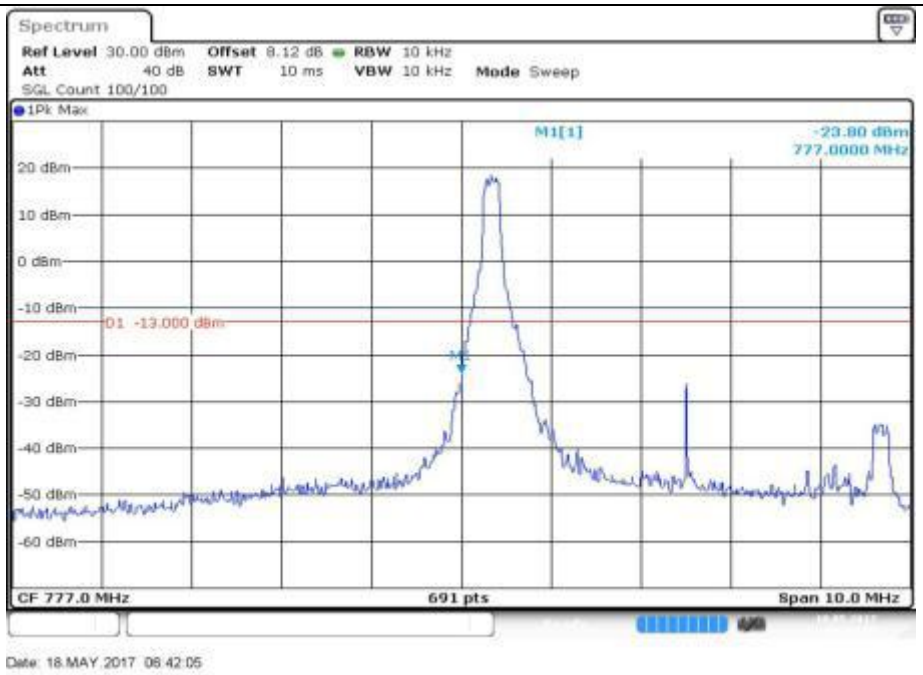

Fig.5

Fig.6

 Copyright © SRTC

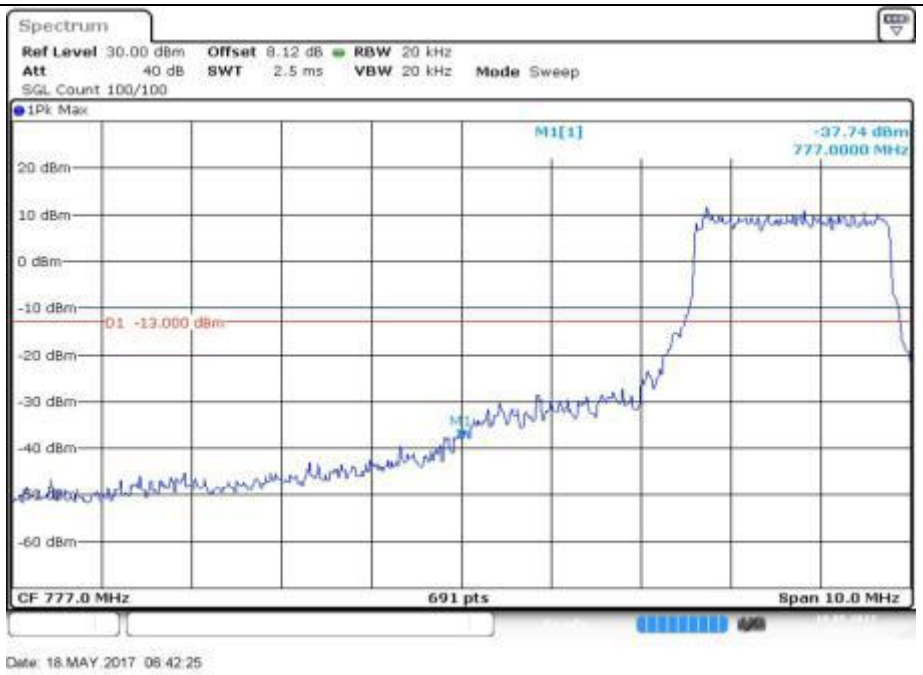

Fig.7

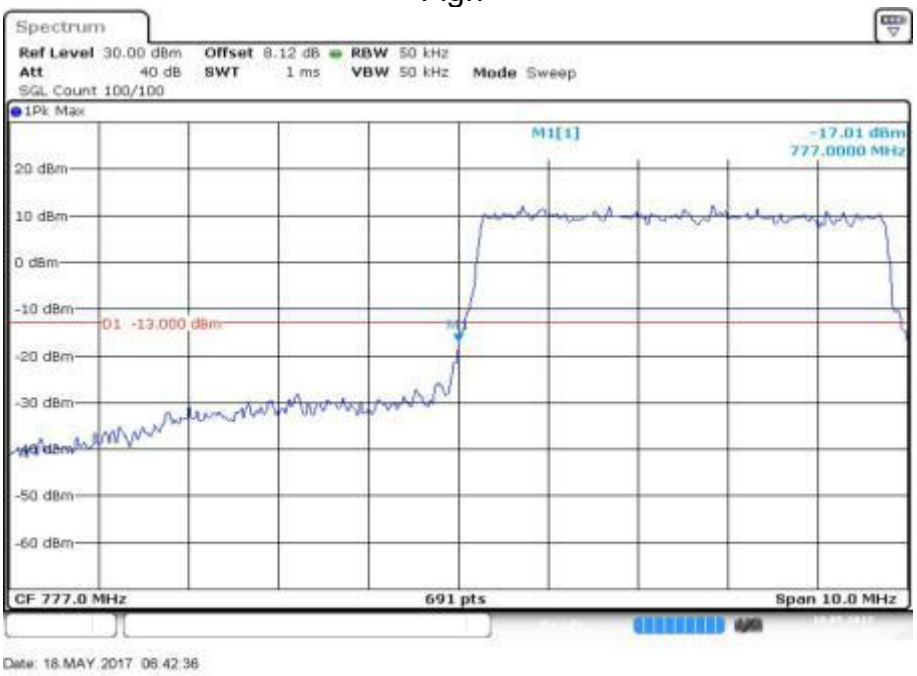

Fig.8

Band	Carrier frequency (MHz)	Channel (High)	BW	RB Size	RB Offset	Band EdgesPlot	
						QPSK	16-QAM
13	784.5	23255	5	1	0	Fig.1	Fig.5
				1	24	Fig.2	Fig.6
				12	6	Fig.3	Fig.7
				25	0	Fig.4	Fig.8

 Copyright © SRTC

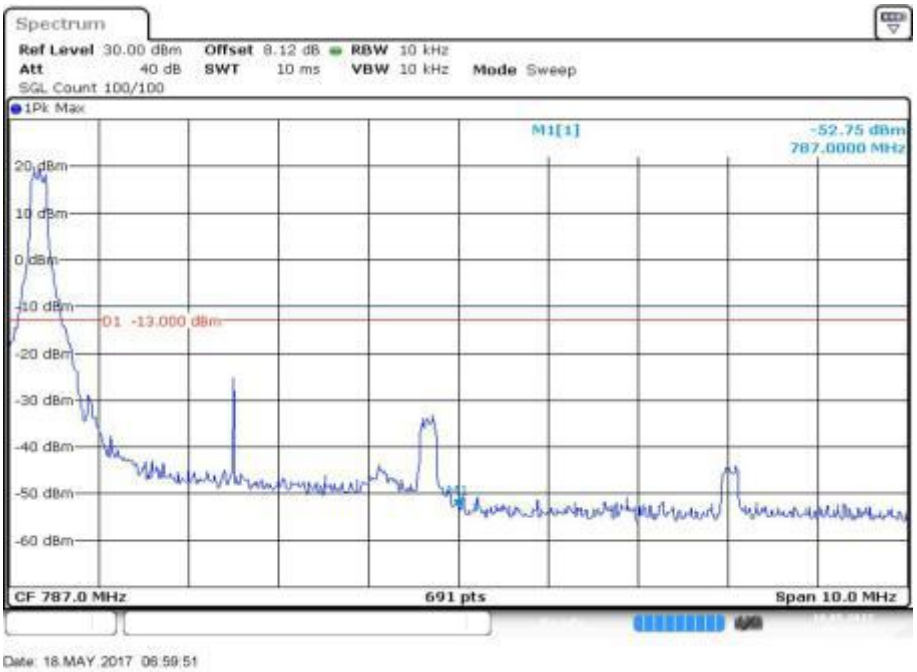

Fig.1

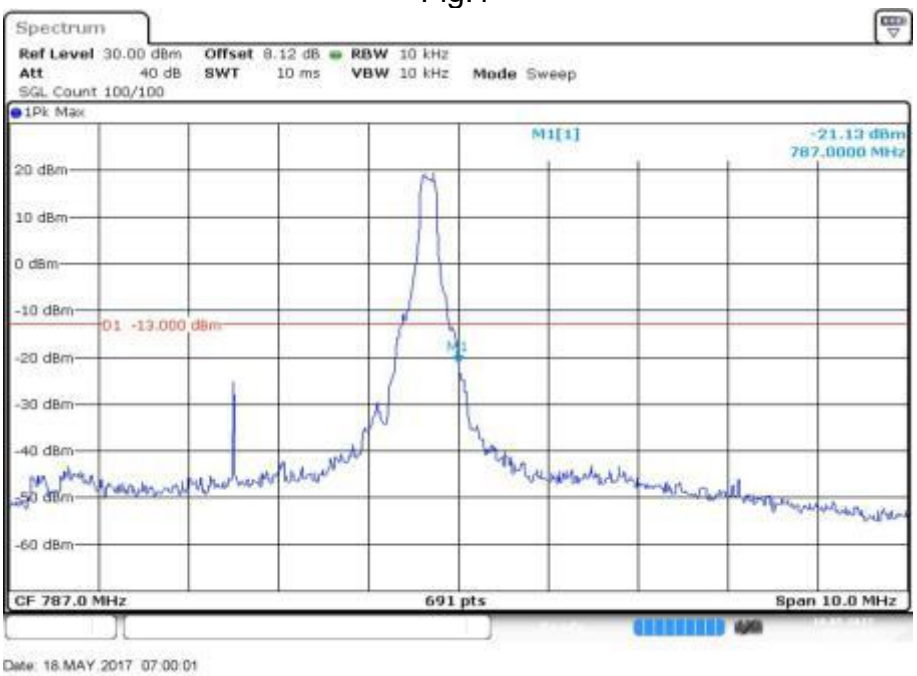

Fig.2

 Copyright © SRTC

Fig.3

Fig.4

 Copyright © SRTC

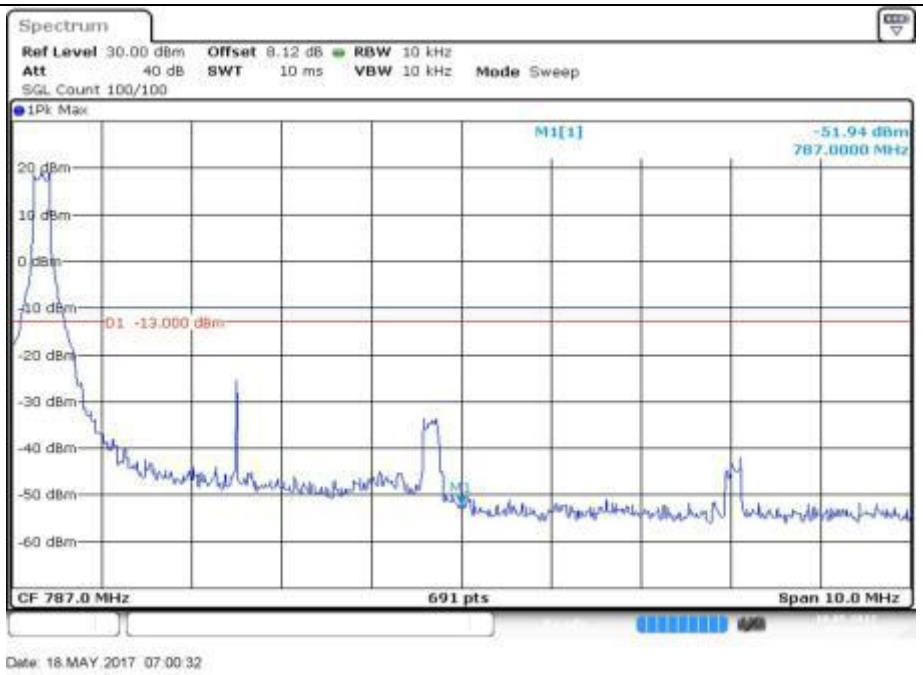

Fig.5

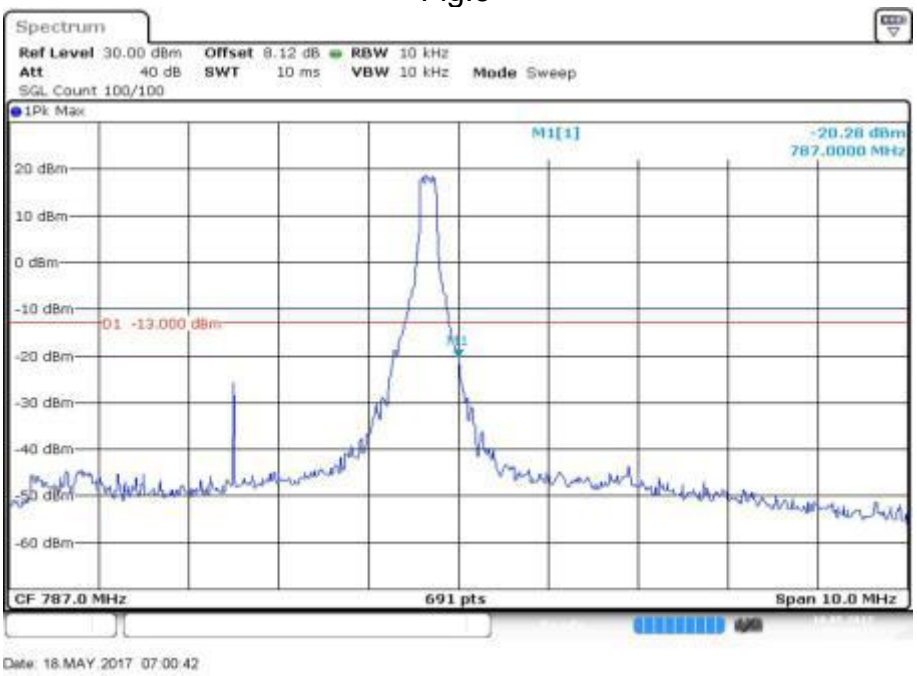

Fig.6

 Copyright © SRTC

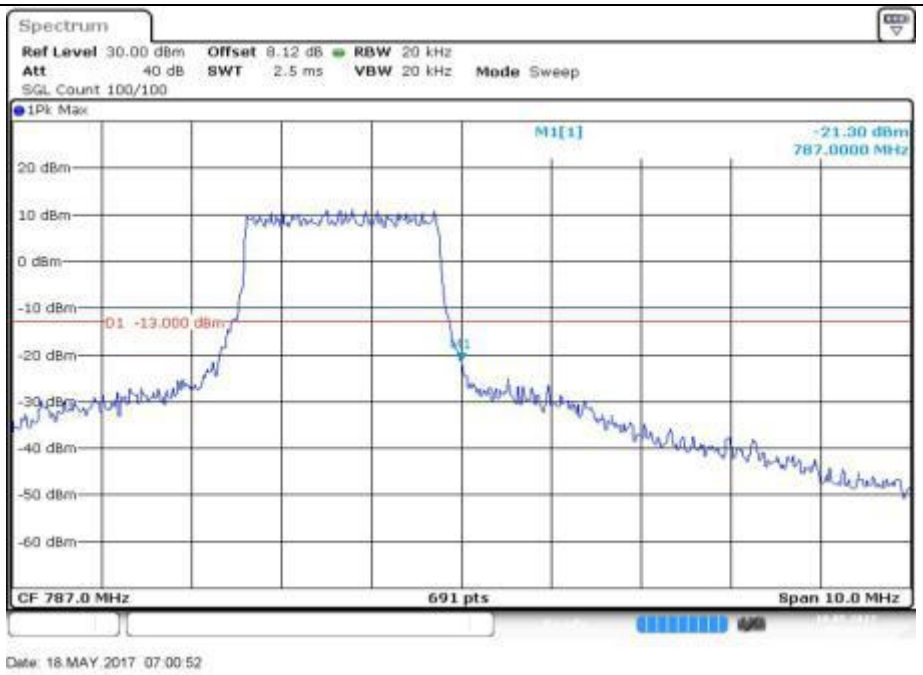

Fig.7

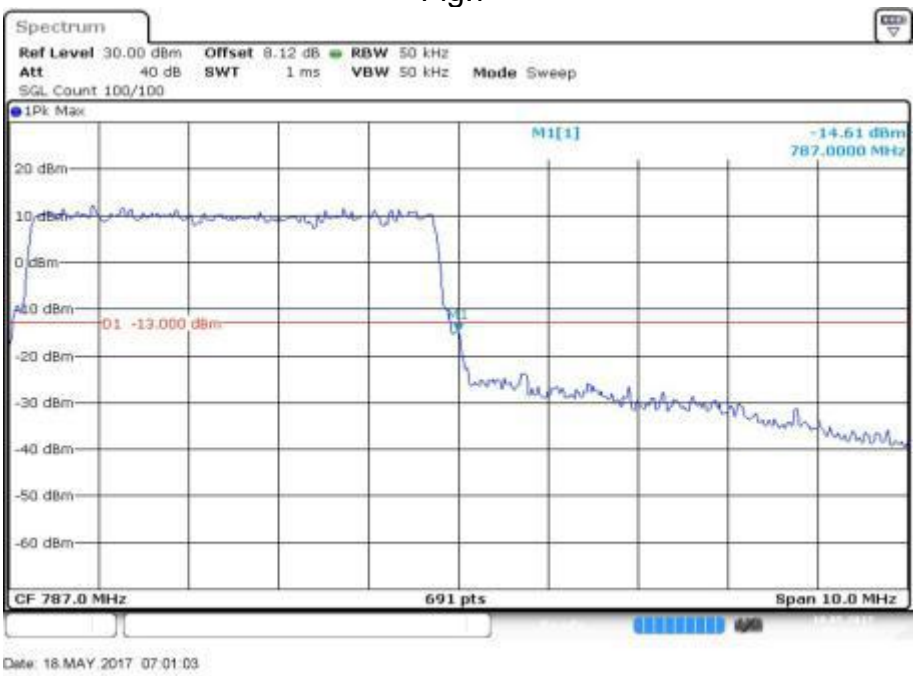

Fig.8

Band	Carrier frequency (MHz)	Channel (Low)	BW	RB Size	RB Offset	Band EdgesPlot	
						QPSK	16-QAM
13	782	23230	10	1	0	Fig.1	Fig.5
				1	49	Fig.2	Fig.6
				24	12	Fig.3	Fig.7
				50	0	Fig.4	Fig.8

 Copyright © SRTC

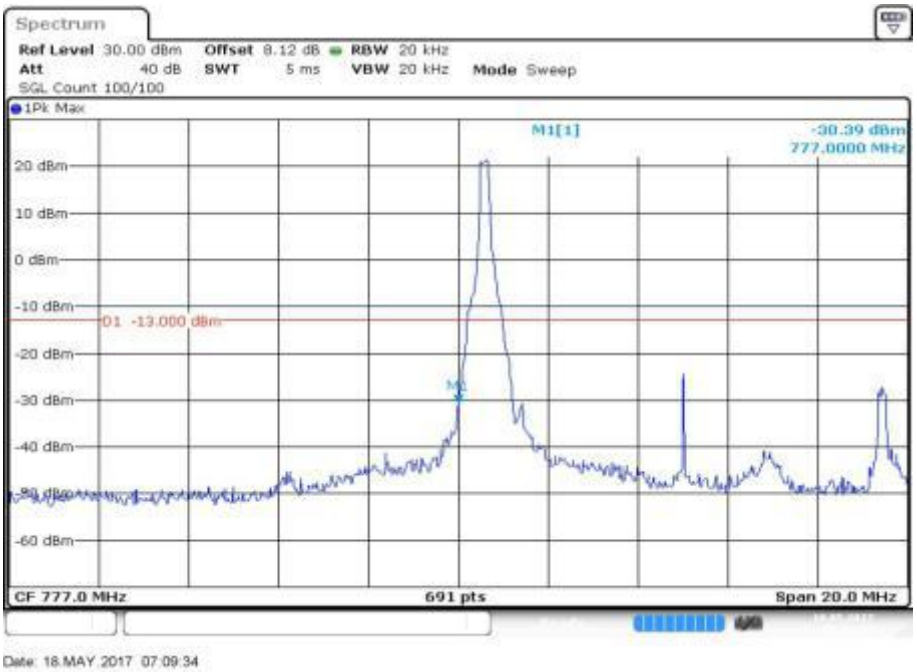

Fig.1

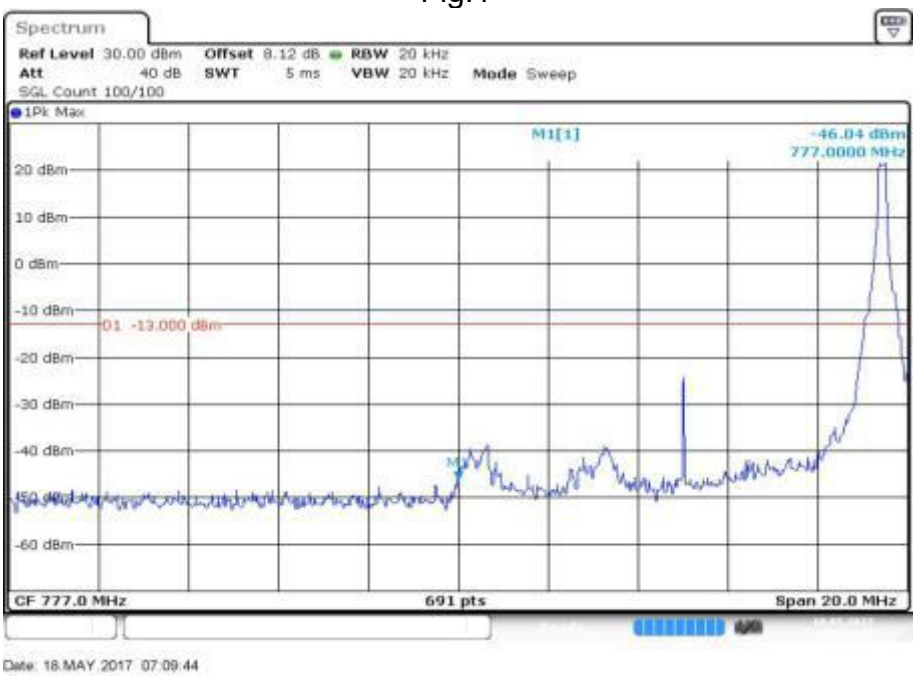

Fig.2

 Copyright © SRTC

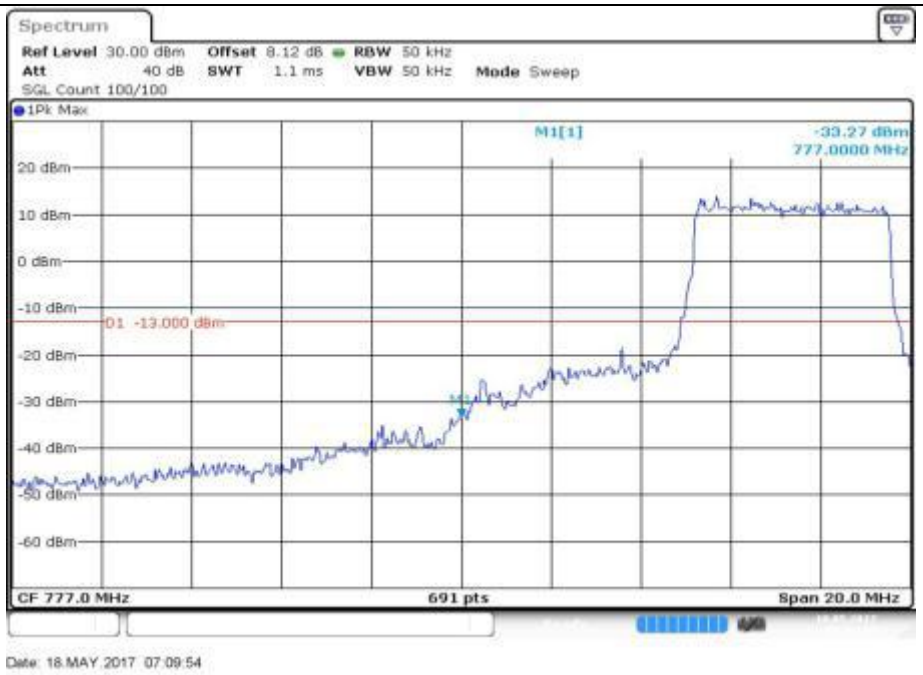

Fig.3

Fig.4

 Copyright © SRTC

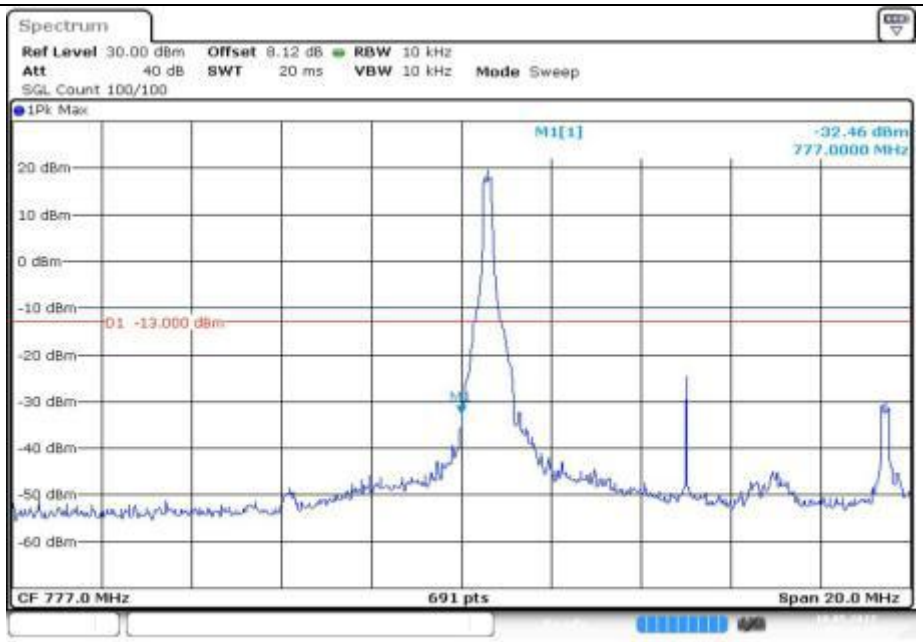

Date: 18.MAY.2017 07:10:17

Fig.5

Date: 18.MAY.2017 07:10:30

Fig.6

 Copyright © SRTC

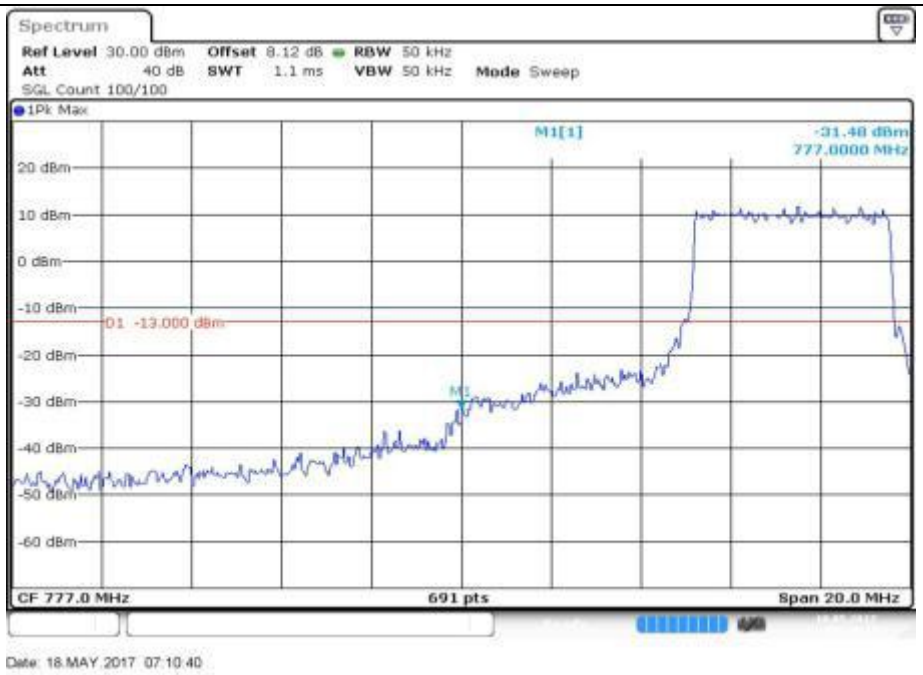

Fig.7

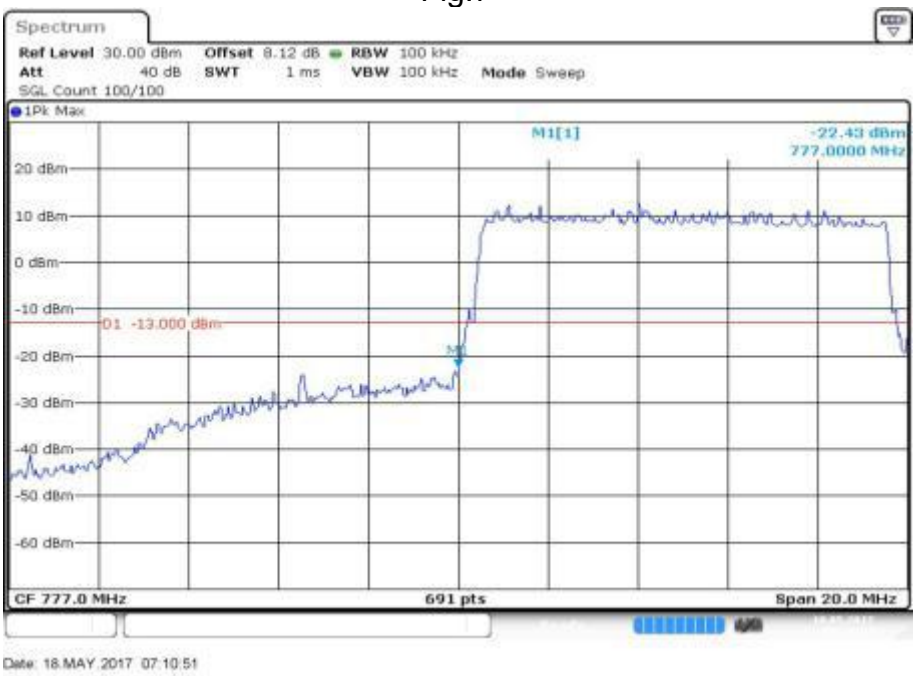

Fig.8

Band	Carrier frequency (MHz)	Channel (High)	BW	RB Size	RB Offset	Band EdgesPlot	
						QPSK	16-QAM
13	782	23230	10	1	0	Fig.1	Fig.5
				1	49	Fig.2	Fig.6
				24	12	Fig.3	Fig.7
				50	0	Fig.4	Fig.8

 Copyright © SRTC

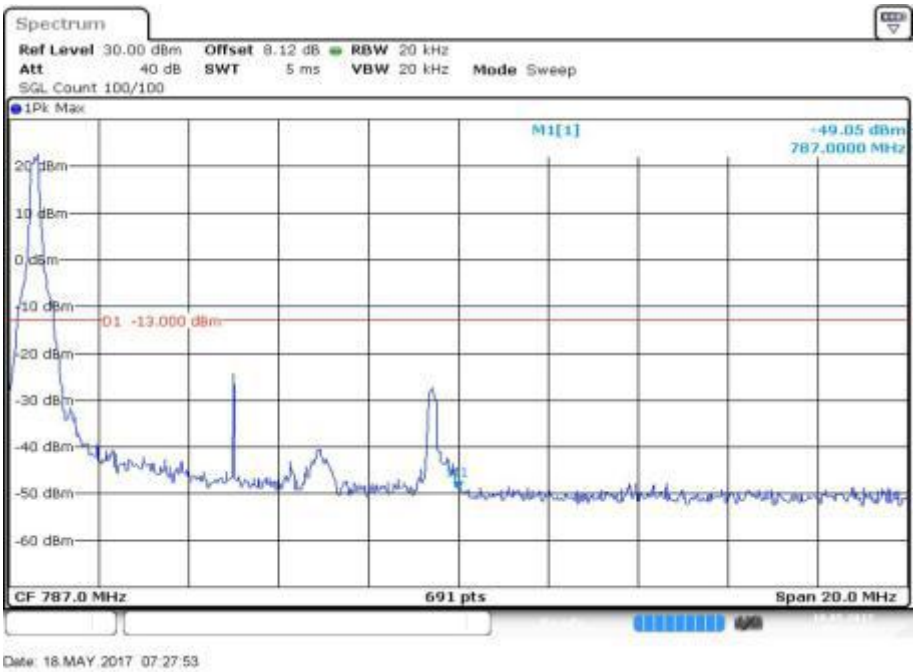

Fig.1

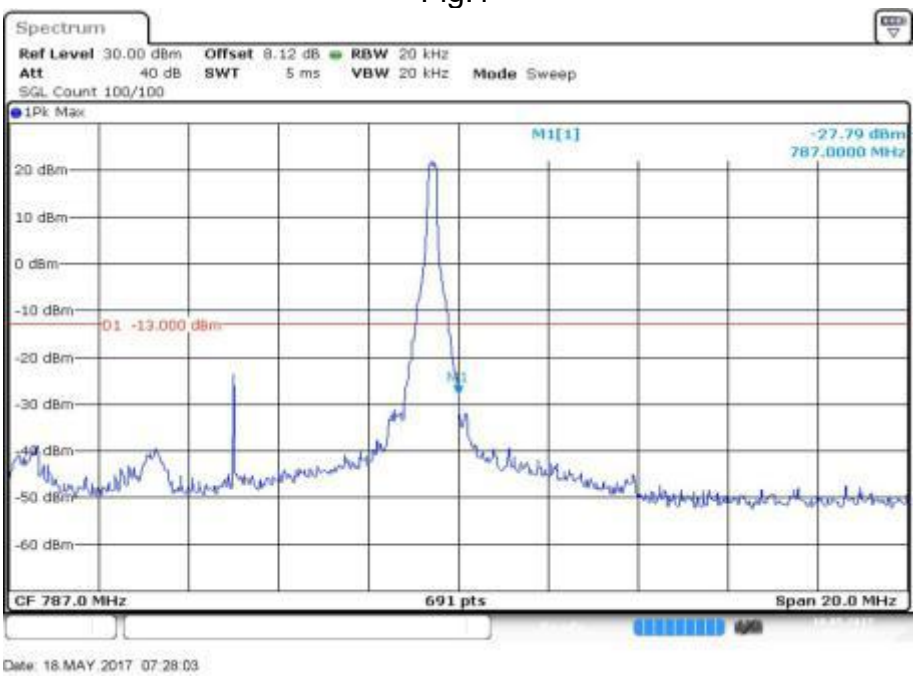

Fig.2

 Copyright © SRTC

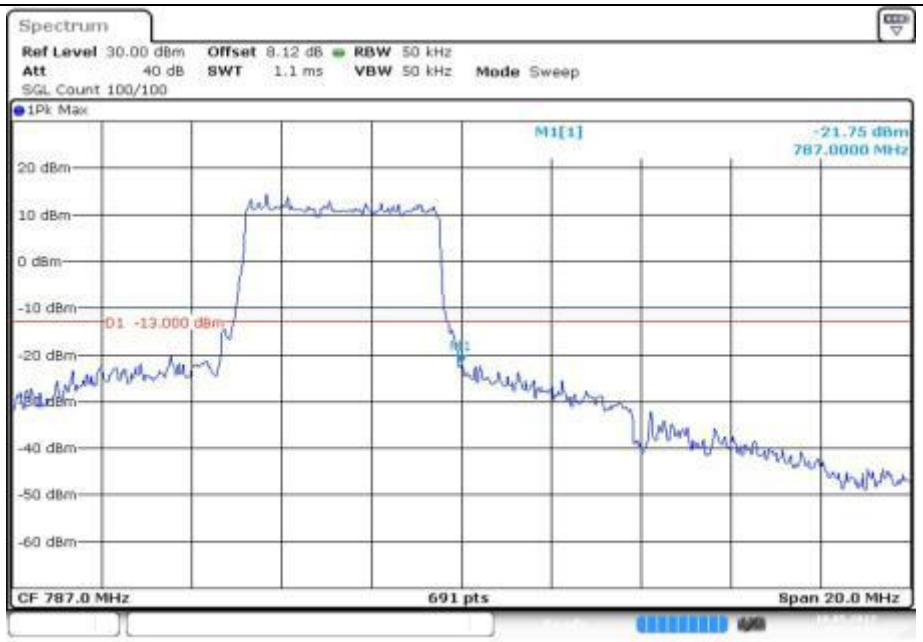

Date: 18.MAY.2017 07:28:14

Fig.3

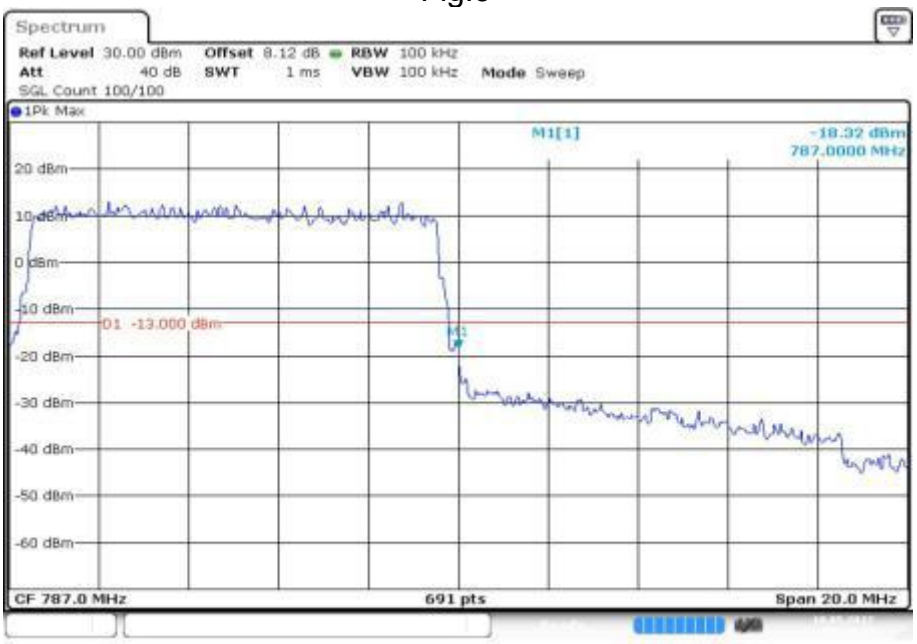

Date: 18.MAY.2017 07:28:24

Fig.4

 Copyright © SRTC

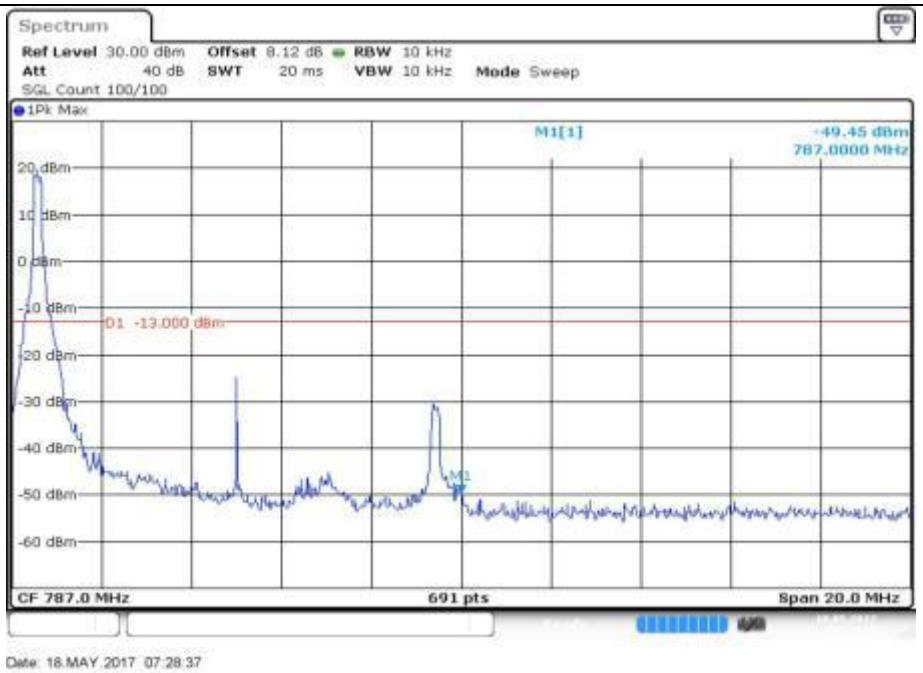

Fig.5

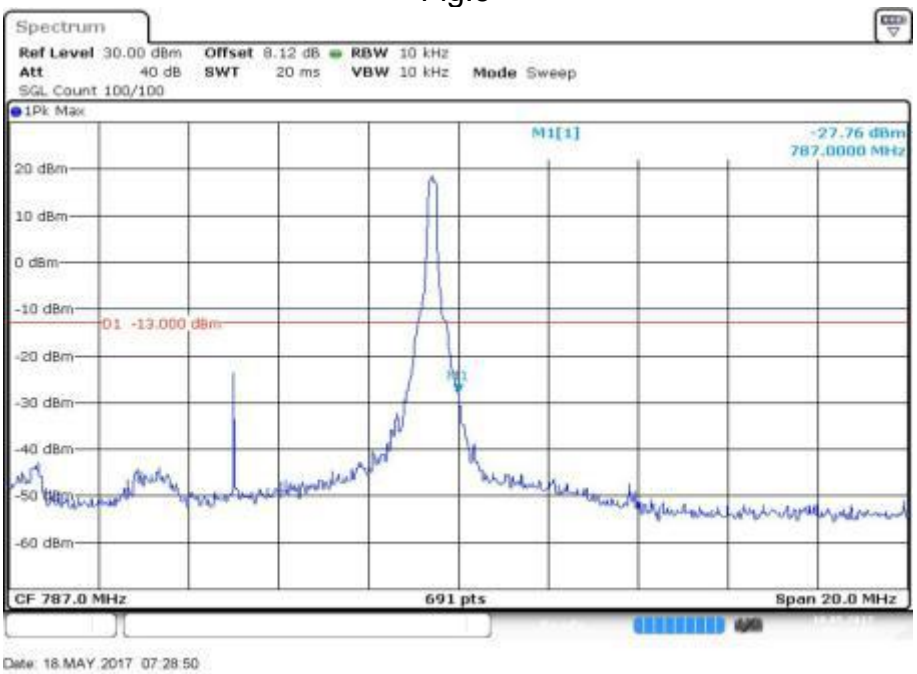

Fig.6

 Copyright © SRTC

Fig.7

Fig.8

Band	Carrier frequency (MHz)	Channel (Low)	BW	RB Size	RB Offset	Band EdgesPlot	
						QPSK	16-QAM
17	706.5	23755	5	1	0	Fig.1	Fig.5
				1	24	Fig.2	Fig.6
				12	6	Fig.3	Fig.7
				25	0	Fig.4	Fig.8

 Copyright © SRTC

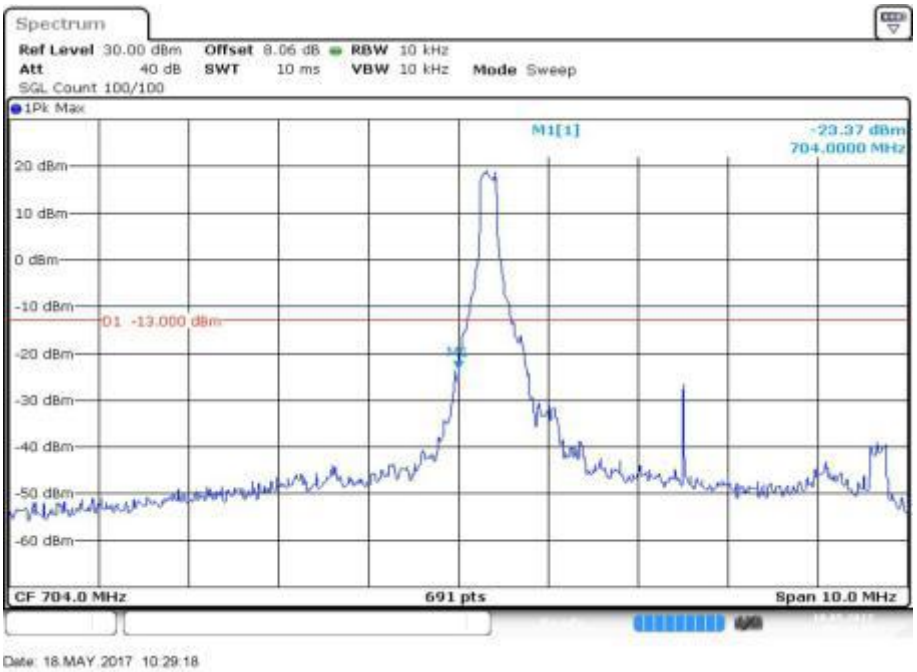

Fig.1

Fig.2

 Copyright © SRTC

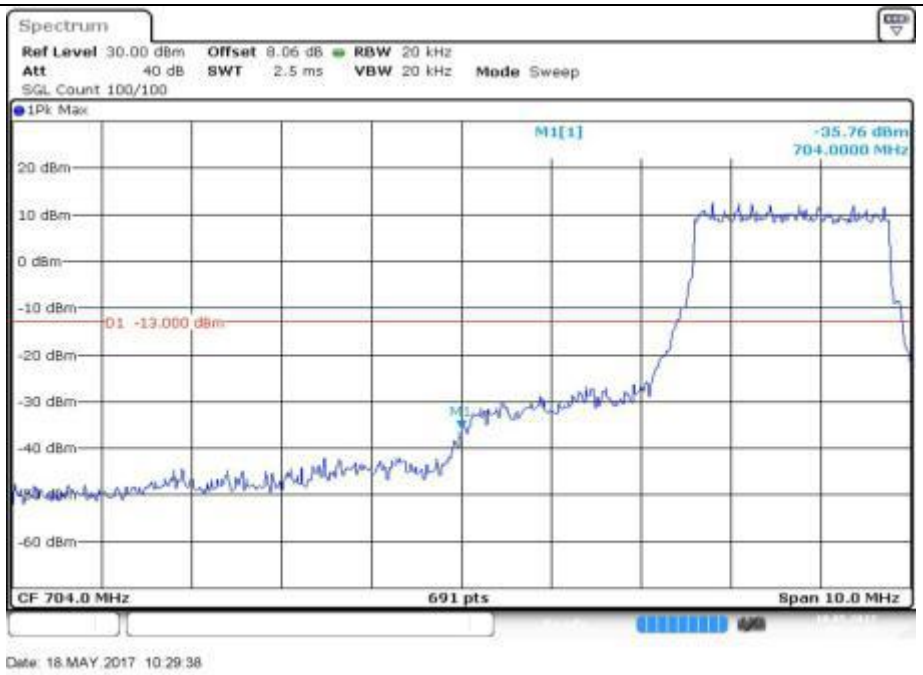

Fig.3

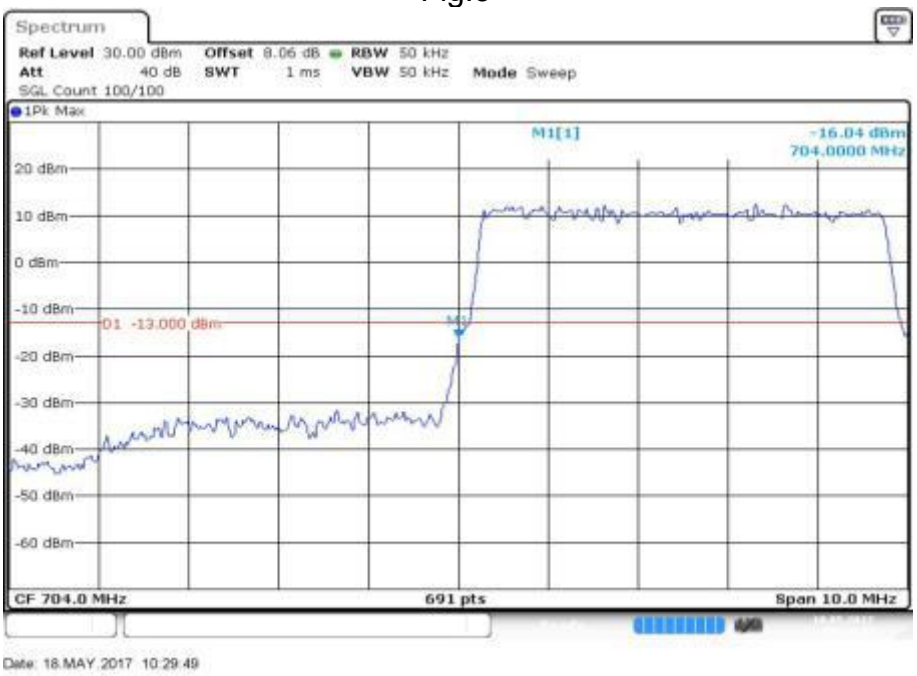

Fig.4

 Copyright © SRTC

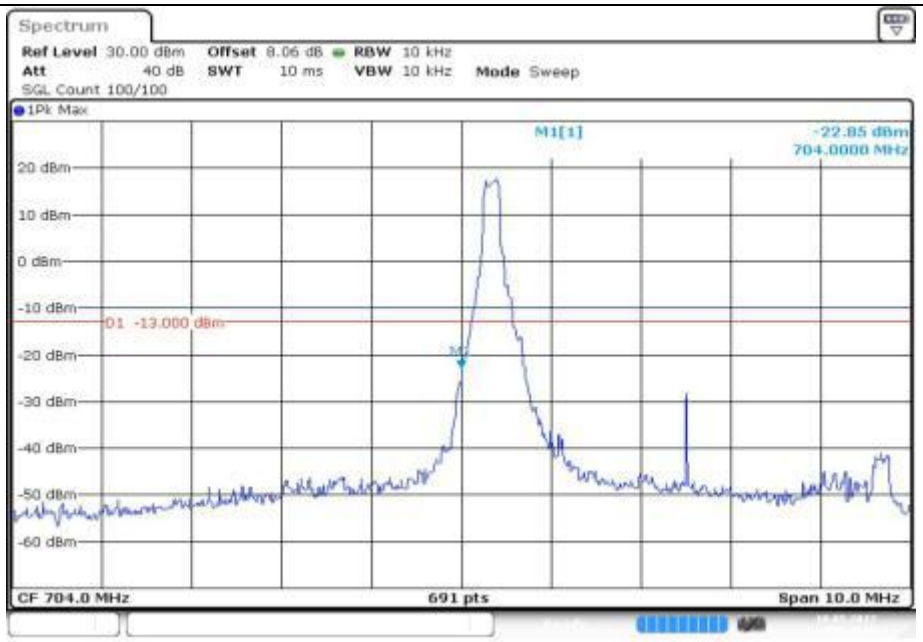

Date: 18.MAY.2017 10:29:59

Fig.5

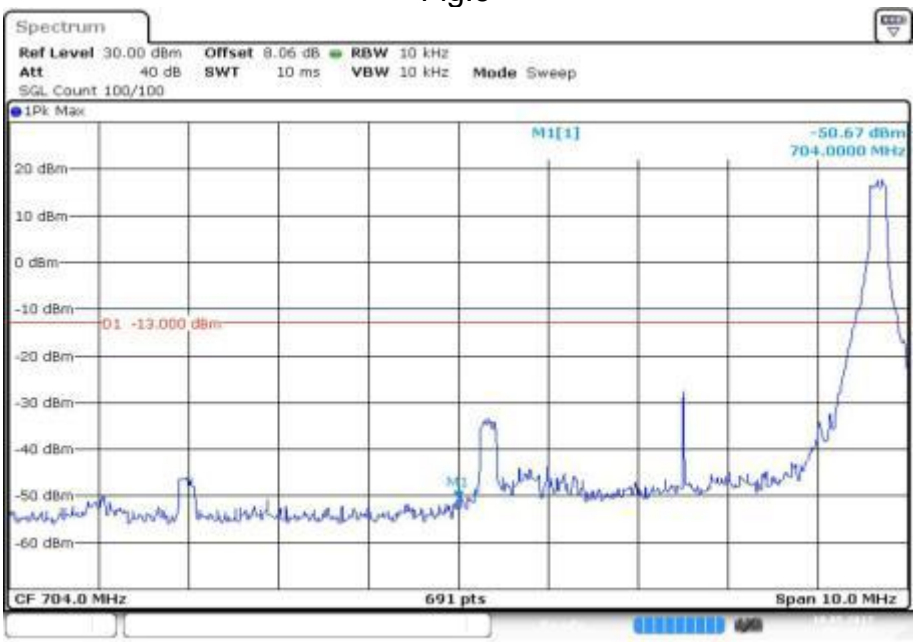

Date: 18.MAY.2017 10:30:09

Fig.6

 Copyright © SRTC

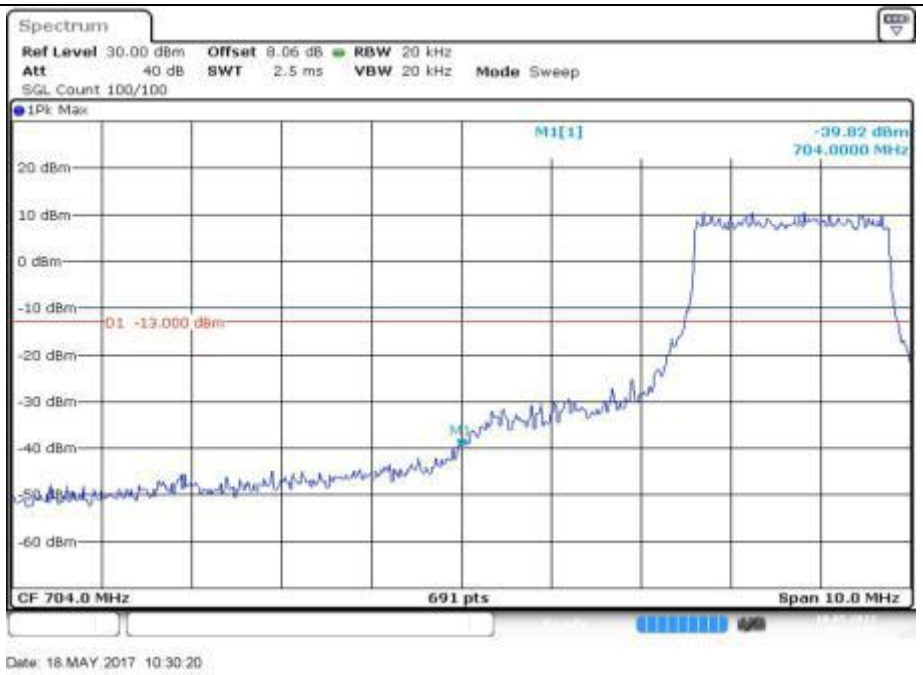

Fig.7

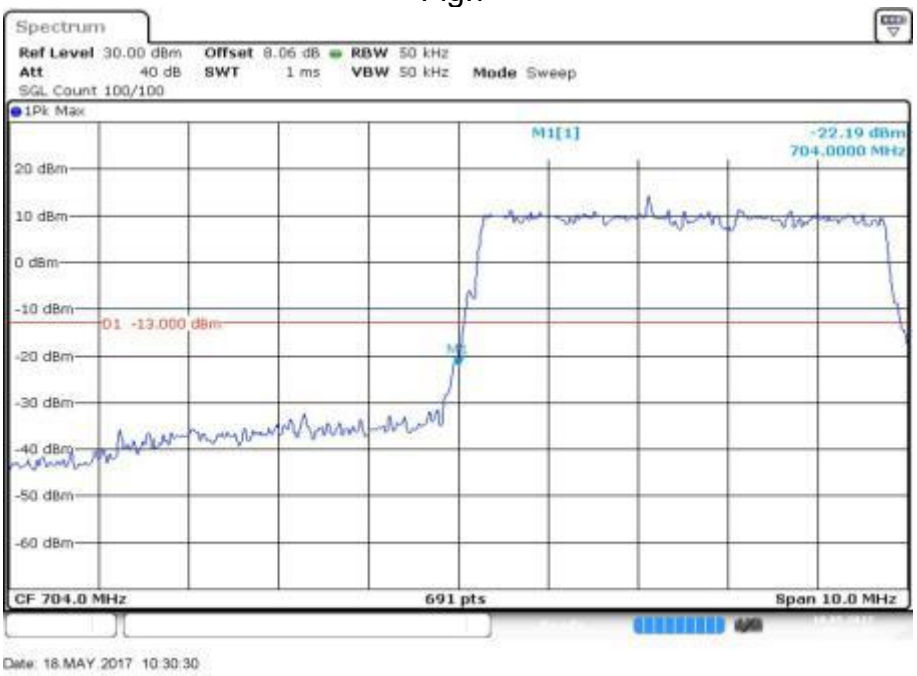

Fig.8

Band	Carrier frequency (MHz)	Channel (High)	BW	RB Size	RB Offset	Band EdgesPlot	
						QPSK	16-QAM
17	713.5	23825	5	1	0	Fig.1	Fig.5
				1	24	Fig.2	Fig.6
				12	6	Fig.3	Fig.7
				25	0	Fig.4	Fig.8

 Copyright © SRTC

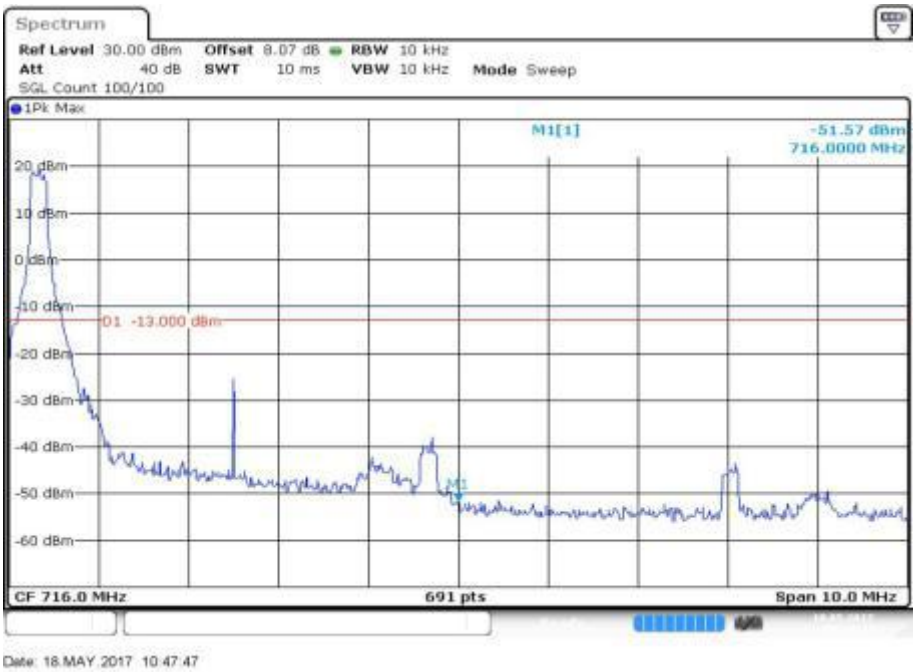

Fig.1

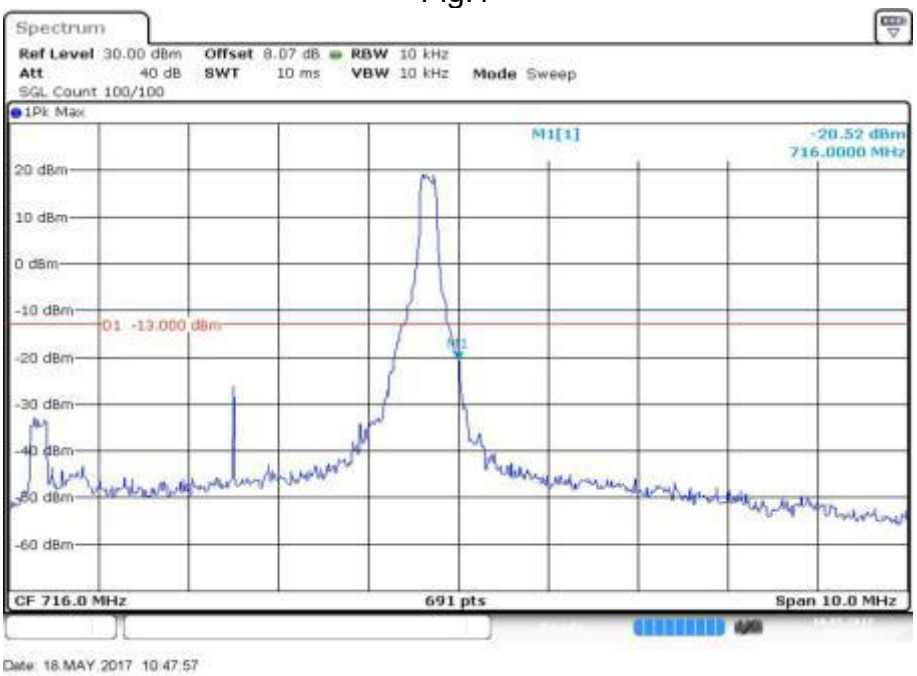

Fig.2

 Copyright © SRTC

Fig.3

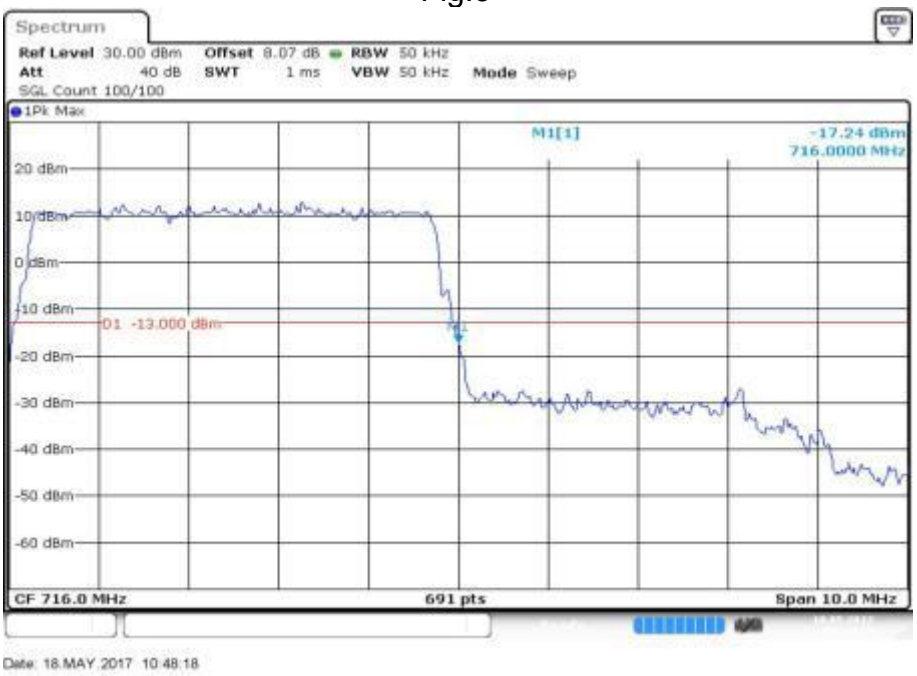

Fig.4

 Copyright © SRTC

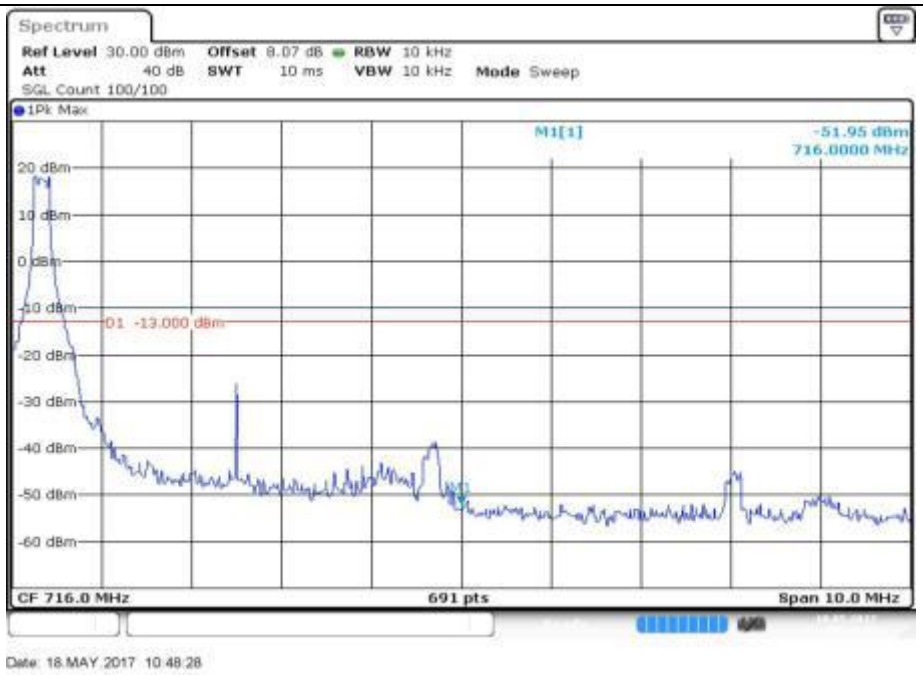

Fig.5

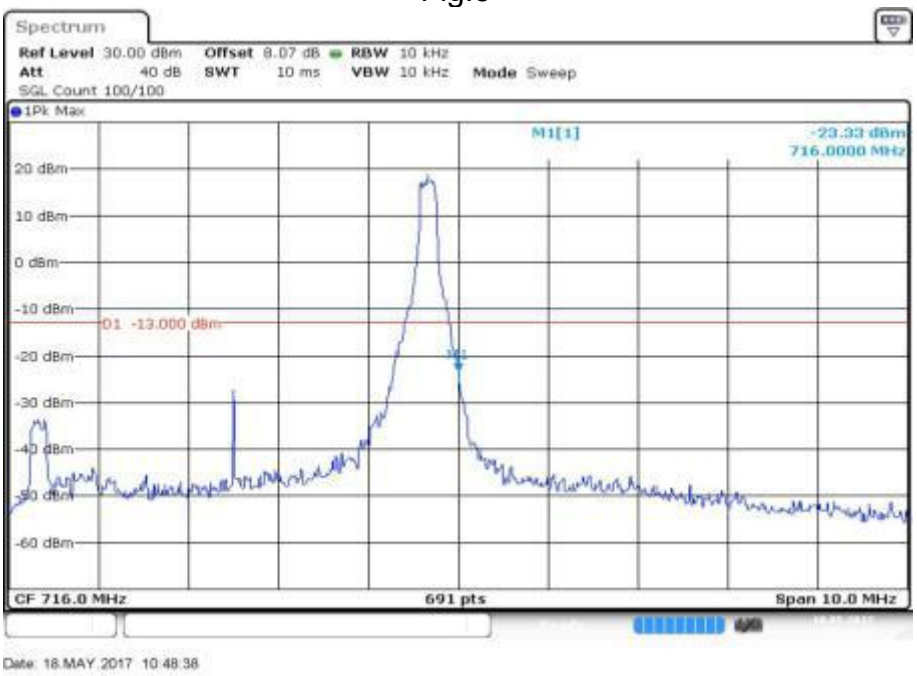

Fig.6

 Copyright © SRTC

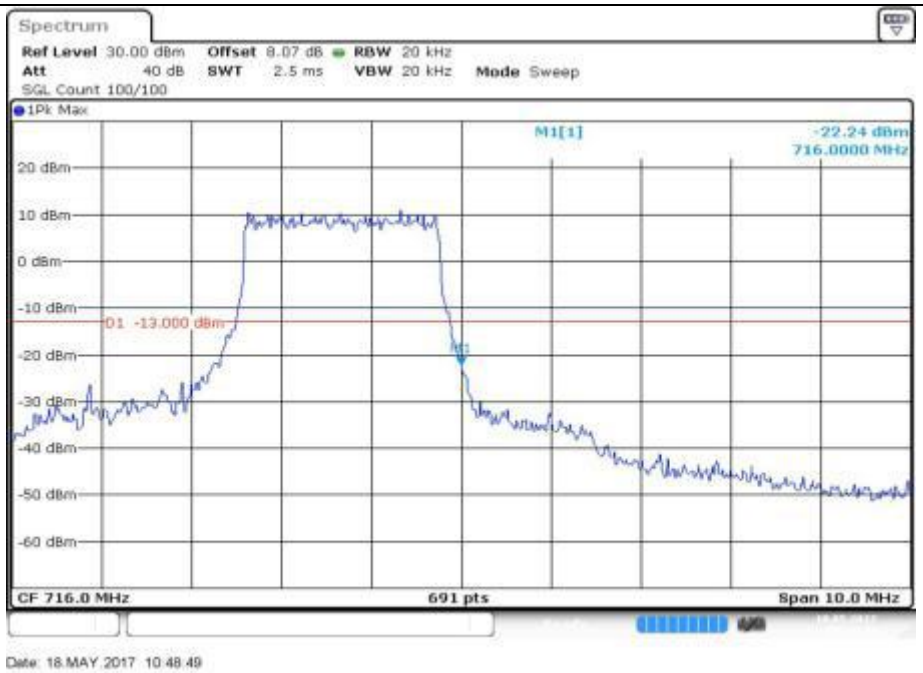

Fig.7

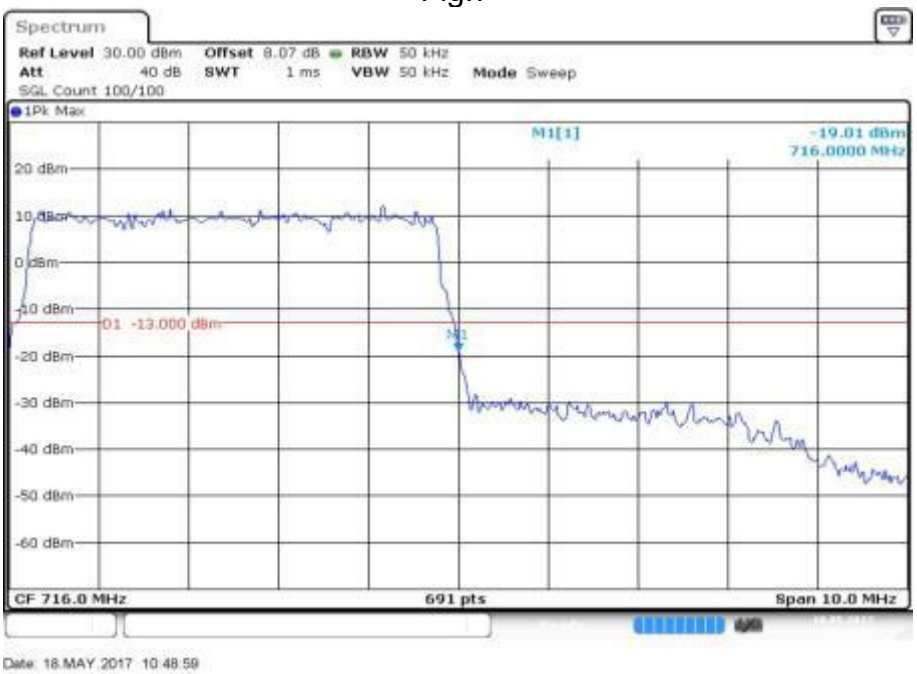

Fig.8

Band	Carrier frequency (MHz)	Channel (Low)	BW	RB Size	RB Offset	Band EdgesPlot	
						QPSK	16-QAM
17	709	23780	10	1	0	Fig.1	Fig.5
				1	49	Fig.2	Fig.6
				24	12	Fig.3	Fig.7
				50	0	Fig.4	Fig.8

 Copyright © SRTC

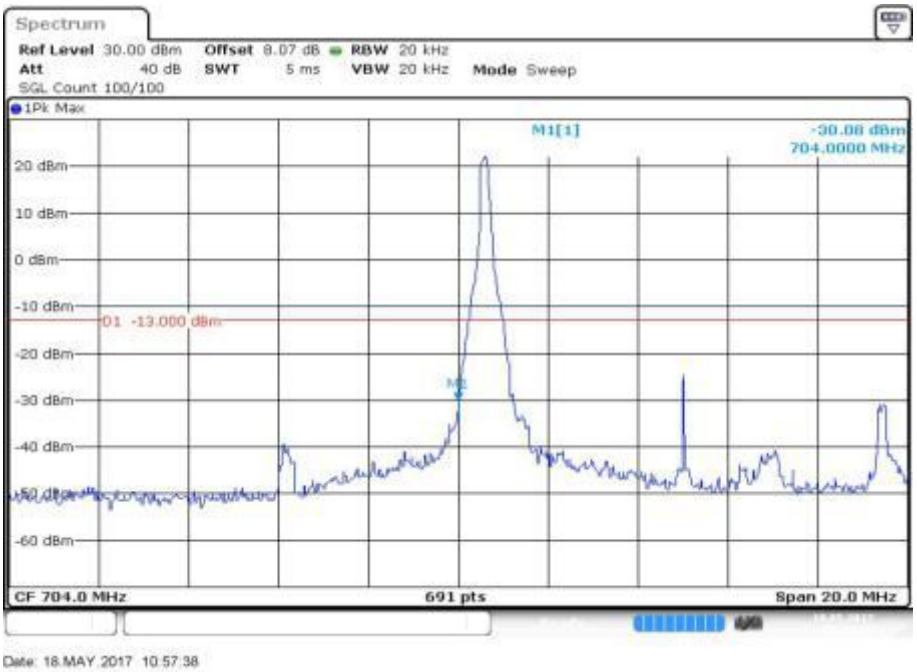

Fig.1

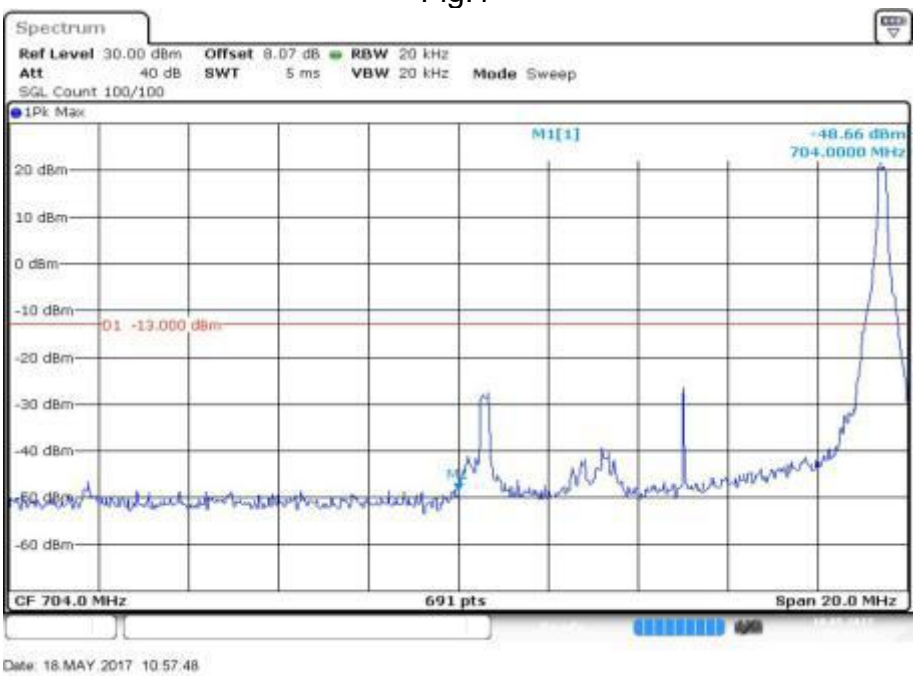

Fig.2

 Copyright © SRTC

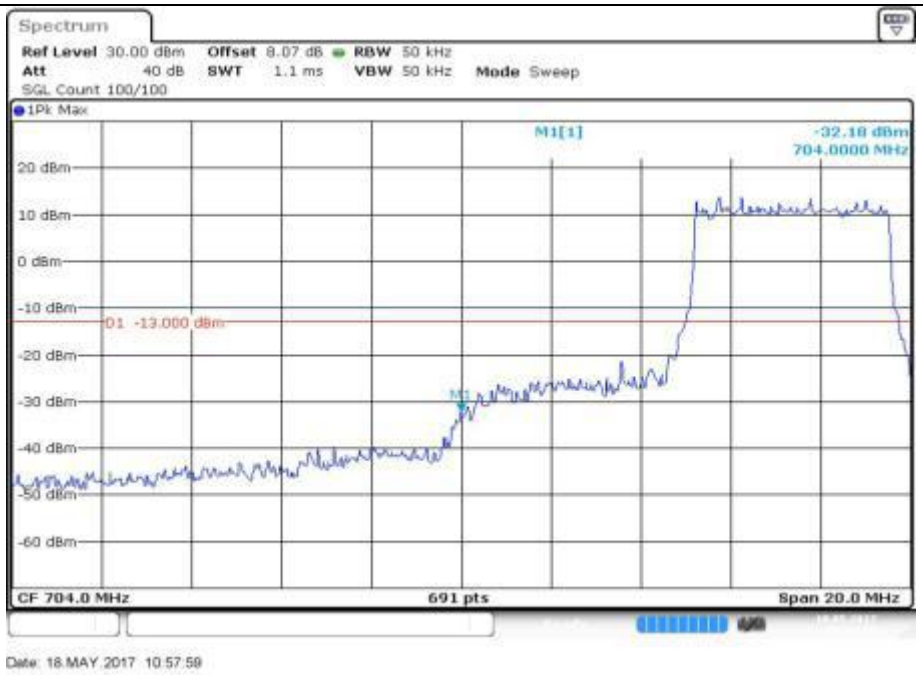

Fig.3

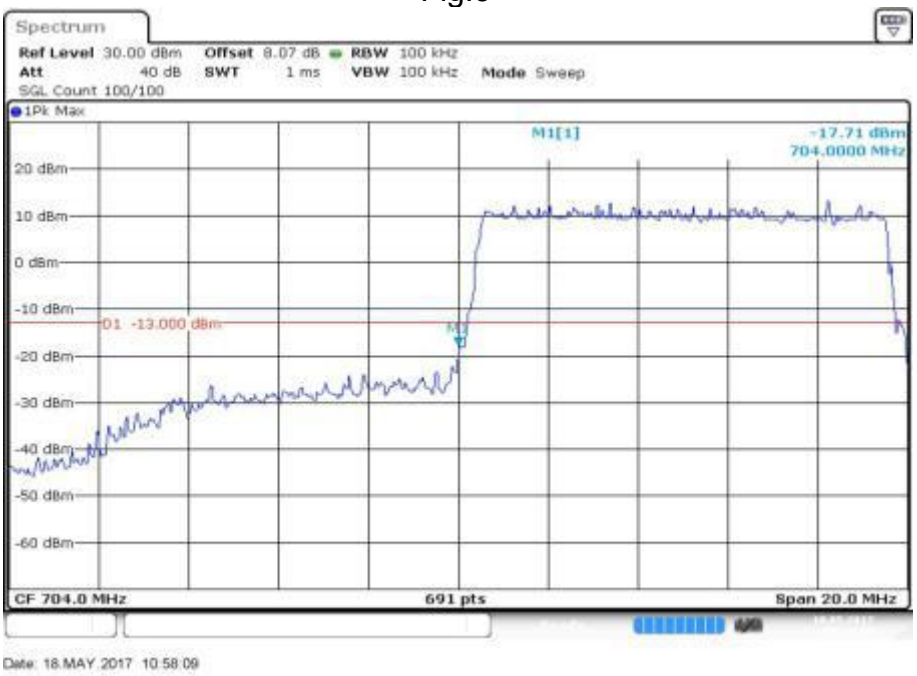

Fig.4

 Copyright © SRTC

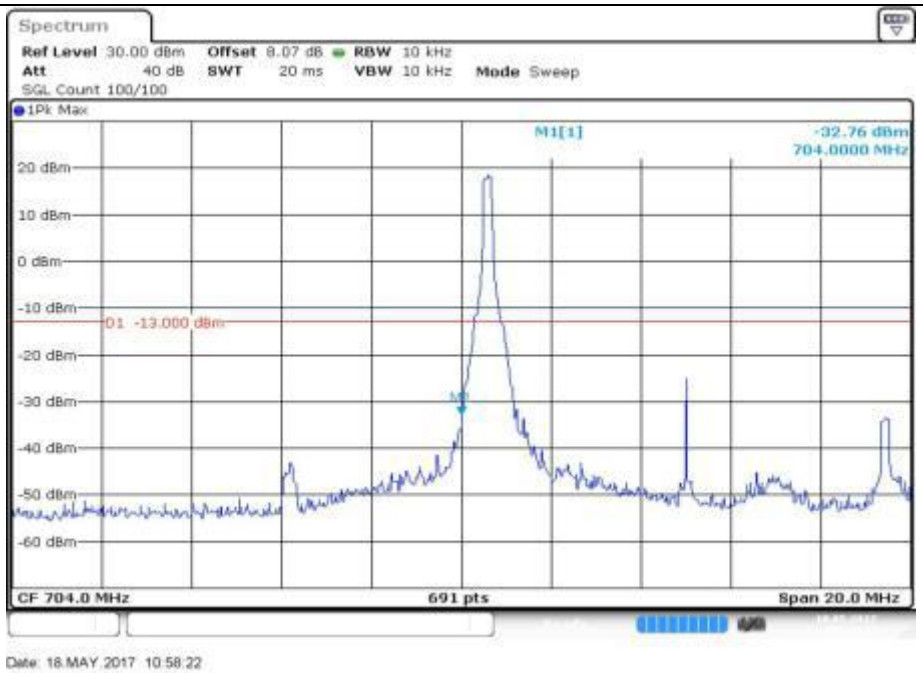

Fig.5

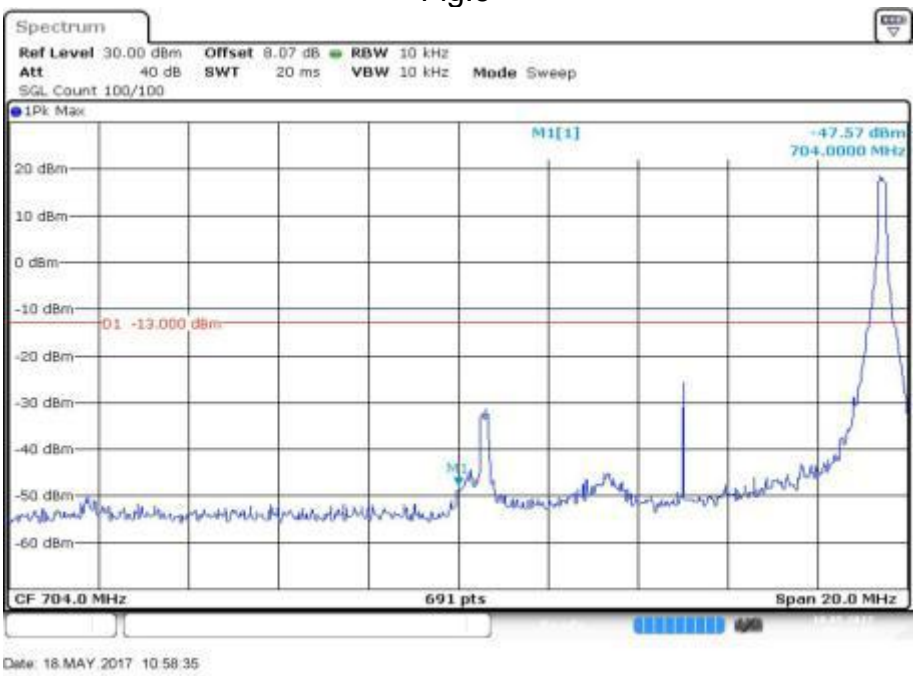

Fig.6

 Copyright © SRTC

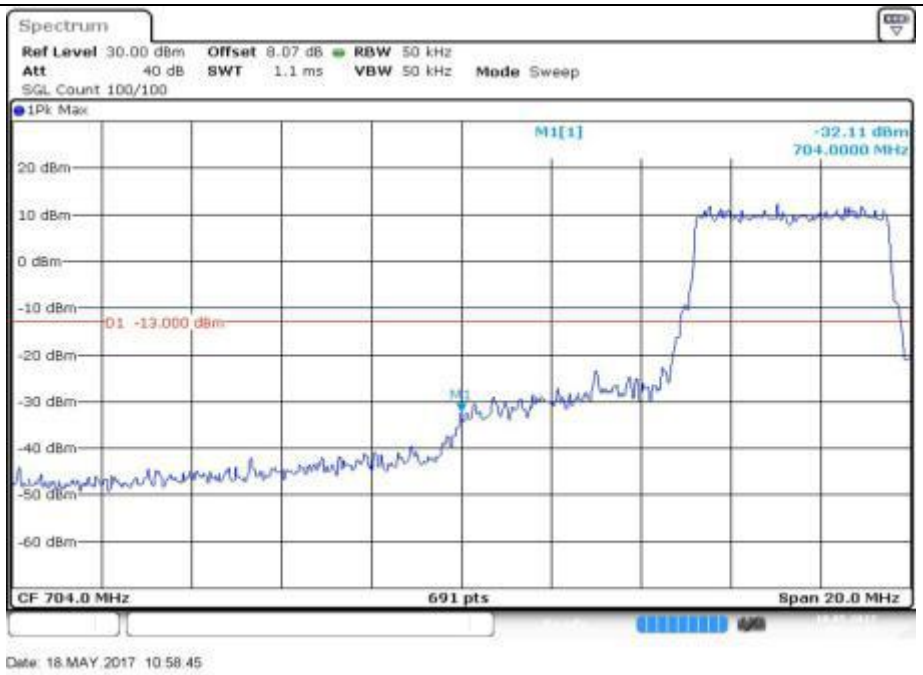

Fig.7

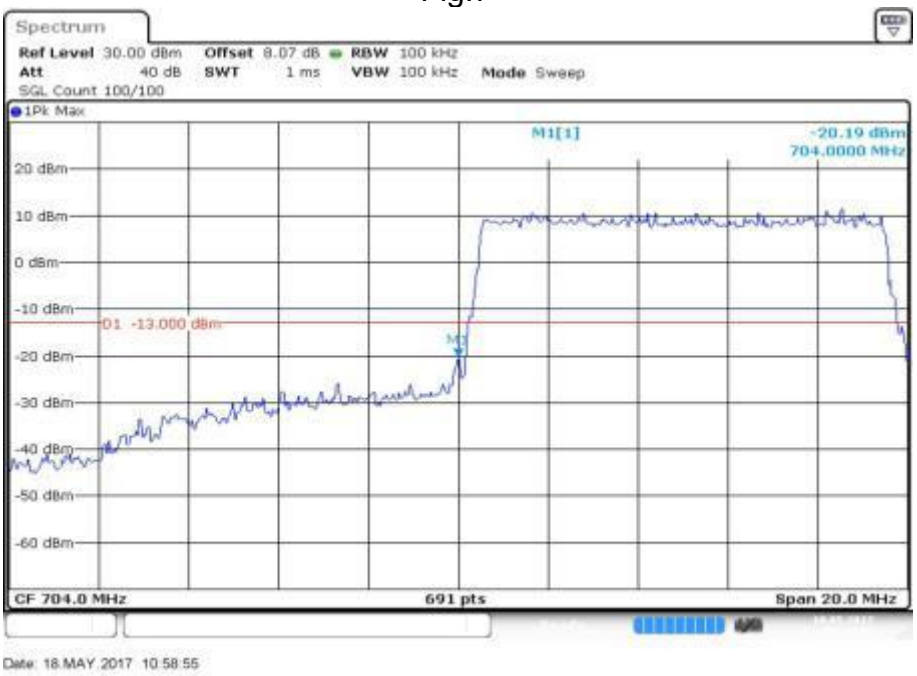

Fig.8

Band	Carrier frequency (MHz)	Channel (High)	BW	RB Size	RB Offset	Band EdgesPlot	
						QPSK	16-QAM
17	711	23800	10	1	0	Fig.1	Fig.5
				1	49	Fig.2	Fig.6
				24	12	Fig.3	Fig.7
				50	0	Fig.4	Fig.8

 Copyright © SRTC

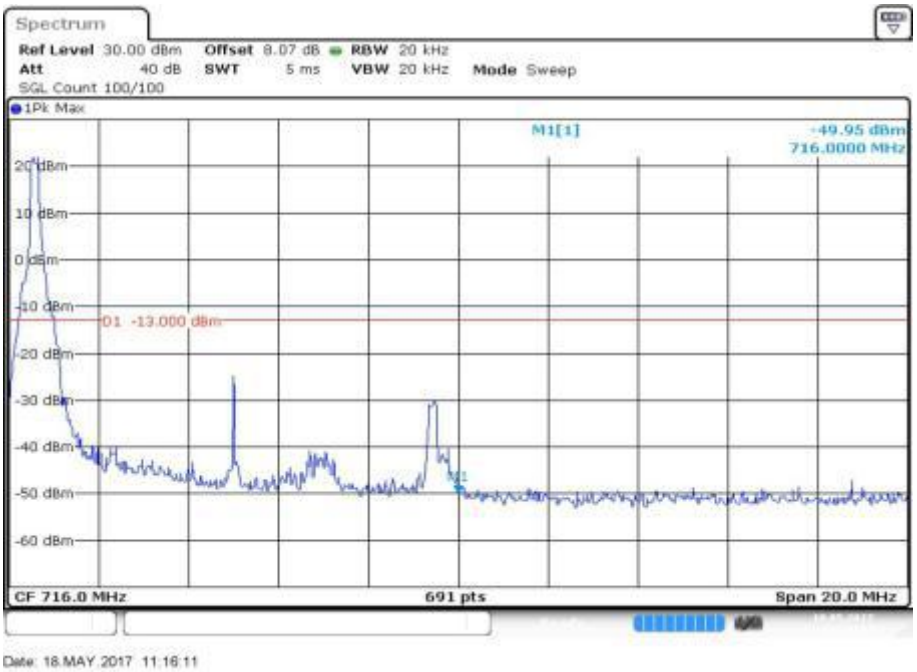

Fig.1

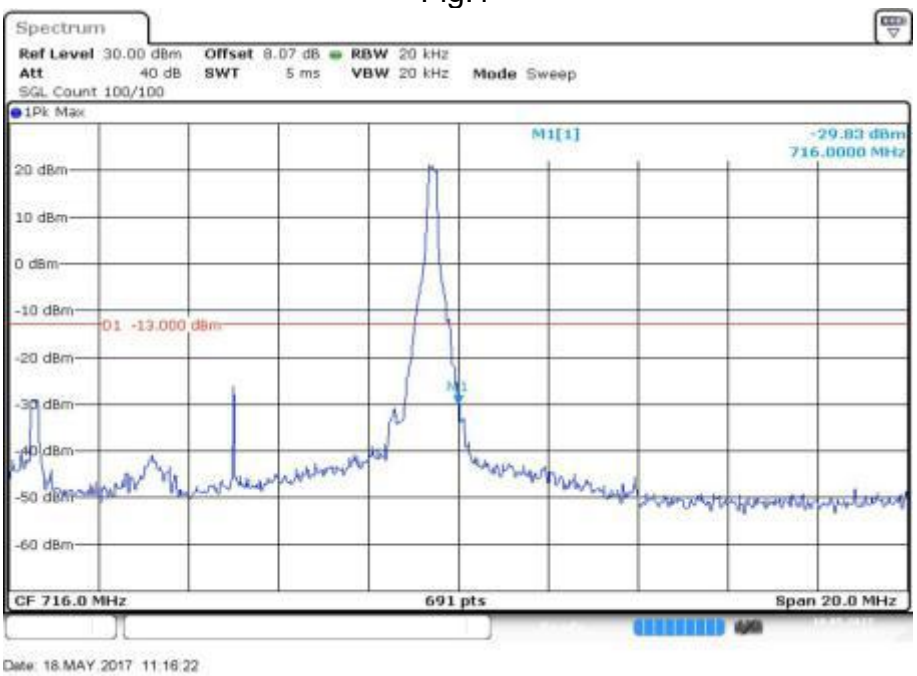

Fig.2

 Copyright © SRTC

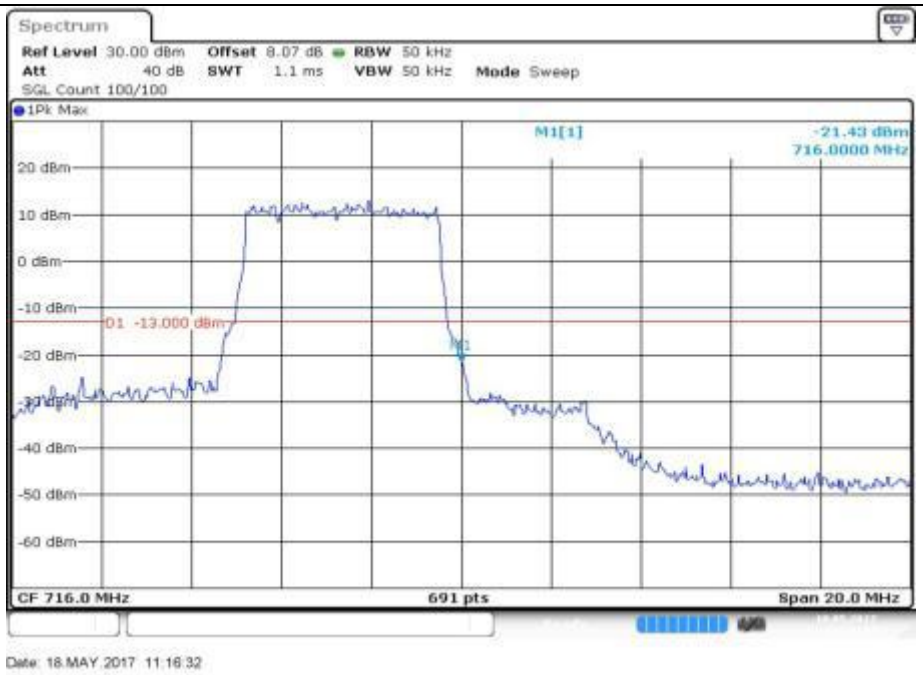

Fig.3

Fig.4

 Copyright © SRTC

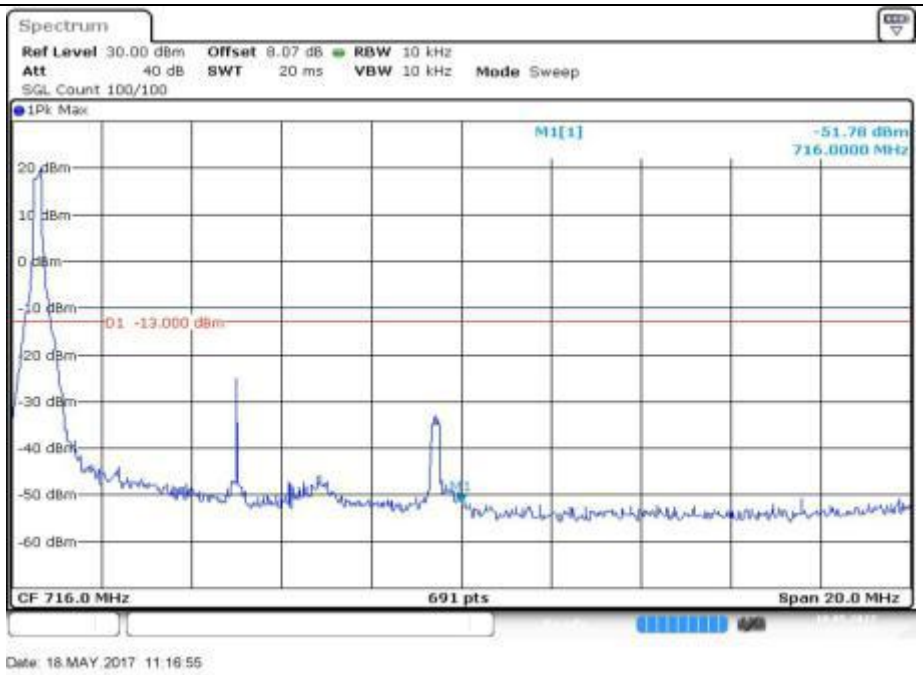

Fig.5

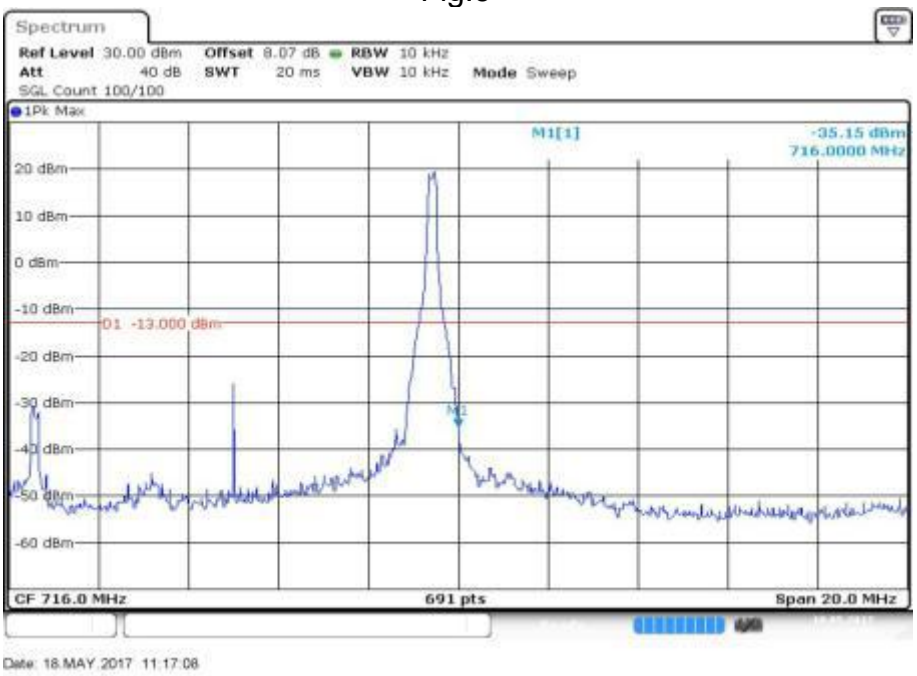

Fig.6

 Copyright © SRTC

Fig.7

Fig.8

 Copyright © SRTC

7 Frequency Stability-FCC Part 2.1055/27.54

Test result:

Band	BW	Test Result (ppm)@NV		Test Result (ppm)@NT	
		Temperature(°C)		Voltage	
2	1.4	-30	-0.002	LV	-0.001
		-20	-0.001		
		-10	-0.001		
		0	-0.001		
		10	-0.002		
		20	-0.002	HV	-0.002
		30	-0.002		
		40	-0.001		
		50	-0.002		
	3	-30	-0.002	LV	-0.002
		-20	-0.001		
		-10	-0.001		
		0	0.000		
		10	-0.002		
		20	-0.002	HV	-0.002
		30	-0.002		
		40	-0.002		
		50	-0.003		
	5	-30	-0.001	LV	-0.001
		-20	-0.003		
		-10	-0.002		
		0	-0.002		
		10	-0.001		
		20	-0.002	HV	-0.003
		30	-0.001		
		40	-0.002		
		50	-0.003		
	10	-30	-0.001	LV	-0.002
		-20	-0.001		
		-10	-0.002		

 Copyright © SRTC

		0	-0.001		
		10	-0.001		
		20	-0.002	HV	-0.002
		30	-0.001		
		40	-0.001		
		50	-0.002		
	15	-30	-0.001	LV	-0.002
		-20	-0.001		
		-10	-0.002		
		0	-0.001		
		10	-0.001		
		20	-0.002	HV	-0.002
		30	-0.002		
		40	-0.002		
		50	-0.002		
	20	-30	0.000	LV	-0.002
		-20	0.000		
		-10	-0.002		
		0	-0.002		
		10	-0.002		
		20	-0.002	HV	-0.002
		30	-0.002		
		40	-0.003		
		50	-0.002		

Band	BW	Test Result (ppm)@NV		Test Result (ppm)@NT	
		Temperature(°C)		Voltage	
4	1.4	-30	0.002	LV	0.001
		-20	0.001		
		-10	0.001		
		0	0.002		
		10	0.003		
		20	0.000	HV	0.000
		30	0.000		
		40	0.000		
		50	0.000		

 Copyright © SRTC

	3	-30	0.001	LV	0.000
		-20	0.001		
		-10	0.001		
		0	0.002		
		10	0.001		
		20	0.000	HV	0.000
		30	-0.001		
		40	0.001		
		50	0.001		
	5	-30	0.002	LV	0.000
		-20	0.002		
		-10	-0.001		
		0	0.002		
		10	0.001		
		20	0.001	HV	0.000
		30	0.000		
		40	0.000		
		50	0.000		
	10	-30	0.000	LV	0.001
		-20	0.001		
		-10	0.002		
		0	0.001		
		10	0.000		
		20	-0.001	HV	0.000
		30	0.000		
		40	-0.001		
		50	0.001		
	15	-30	0.002	LV	-0.002
		-20	-0.001		
		-10	0.002		
		0	0.001		
		10	0.000		
		20	0.000	HV	-0.001
		30	0.000		
		40	-0.001		
		50	0.000		

 Copyright © SRTC

	20	-30	0.001	LV	-0.002
		-20	0.001		
		-10	0.001		
		0	0.001		
		10	0.000		
		20	0.000	HV	0.000
		30	-0.001		
		40	-0.002		
		50	-0.001		

Band	BW	Test Result (ppm)@NV		Test Result (ppm)@NT	
		Temperature(°C)		Voltage	
5	1.4	-30	-0.005	LV	0.002
		-20	0.010		
		-10	-0.001		
		0	-0.008		
		10	-0.008		
		20	-0.001	HV	0.000
		30	-0.003		
		40	-0.003		
		50	0.000		
	3	-30	-0.001	LV	0.001
		-20	0.001		
		-10	0.001		
		0	0.000		
		10	-0.001		
		20	-0.002	HV	-0.001
		30	0.000		
		40	-0.001		
		50	-0.002		
	5	-30	0.001	LV	-0.002
		-20	0.000		
		-10	0.001		
		0	0.000		
		10	-0.001		
		20	-0.001	HV	-0.001

 Copyright © SRTC

		30	0.000		
		40	-0.001		
		50	0.000		
	10	-30	0.000	LV	-0.002
		-20	0.001		
		-10	0.001		
		0	-0.001		
		10	0.000		
		20	-0.002	HV	0.001
		30	-0.002		
		40	-0.002		
		50	-0.002		

Band	BW	Test Result (ppm)@NV		Test Result (ppm)@NT	
		Temperature(°C)		Voltage	
12	1.4	-30	0.000	LV	-0.002
		-20	-0.002		
		-10	-0.001		
		0	-0.002		
		10	0.001		
		20	-0.002	HV	0.000
		30	-0.002		
		40	-0.003		
		50	-0.001		
	3	-30	0.000	LV	-0.002
		-20	-0.002		
		-10	0.000		
		0	-0.001		
		10	0.001		
		20	0.000	HV	0.000
		30	-0.002		
		40	-0.001		
		50	-0.002		
	5	-30	-0.001	LV	-0.002
		-20	-0.002		
		-10	-0.001		

 Copyright © SRTC

		0	-0.001		
		10	0.000		
		20	0.002	HV	-0.001
		30	-0.002		
		40	-0.003		
		50	0.001		
	10	-30	0.001	LV	-0.001
		-20	-0.003		
		-10	-0.003		
		0	-0.002		
		10	-0.001		
		20	-0.002	HV	-0.003
		30	-0.004		
		40	0.000		
		50	-0.002		

Band	BW	Test Result (ppm)@NV		Test Result (ppm)@NT	
		Temperature(°C)		Voltage	
13	5	-30	0.000	LV	0.001
		-20	-0.003		
		-10	-0.003		
		0	-0.001		
		10	-0.003		
		20	-0.001	HV	0.001
		30	-0.002		
		40	0.000		
		50	0.000		
	10	-30	-0.001	LV	0.000
		-20	-0.003		
		-10	-0.003		
		0	-0.001		
		10	-0.002		
		20	-0.001	HV	0.001
		30	-0.001		
		40	-0.001		
		50	-0.002		

 Copyright © SRTC

Band	BW	Test Result (ppm)@NV		Test Result (ppm)@NT	
		Temperature(°C)		Voltage	
17	5	-30	0.002	LV	-0.002
		-20	-0.001		
		-10	-0.001		
		0	-0.001		
		10	-0.002		
		20	-0.001	HV	0.001
		30	-0.002		
		40	0.000		
		50	-0.005		
	10	-30	0.000	LV	-0.002
		-20	-0.001		
		-10	-0.001		
		0	0.001		
		10	-0.001		
		20	-0.001	HV	-0.001
		30	0.001		
		40	-0.003		
		50	-0.001		

 Copyright © SRTC

APPENDIX B – TEST DATA OF RADIATED EMISSION

Effective Radiated Power-FCC Part 27.50(d)(4)

LTE band 2

BW 1.4MHz Test result:

Frequency (MHz)	Peak EIRP(dBm)	Pca Cable loss	Ga Antenna Gain (dB)	Pmea (dBm)	Polarization
1850.7	22.65	-4.8	8.6	18.85	Vertical
1880.0	22.06	-4.8	8.6	18.26	Vertical
1909.3	22.68	-4.8	8.6	18.88	Vertical

BW 3MHz Test result:

Frequency (MHz)	Peak EIRP(dBm)	Pca Cable loss	Ga Antenna Gain (dB)	Pmea (dBm)	Polarization
1851.4	21.58	-4.8	8.6	17.78	Vertical
1880.0	21.00	-4.8	8.6	17.20	Vertical
1908.6	21.11	-4.8	8.6	17.31	Vertical

BW 5MHz Test result:

Frequency (MHz)	Peak EIRP(dBm)	Pca Cable loss	Ga Antenna Gain (dB)	Pmea (dBm)	Polarization
1852.5	21.46	-4.8	8.6	17.66	Vertical
1880.0	21.68	-4.8	8.6	17.88	Vertical
1907.5	21.02	-4.8	8.6	17.22	Vertical

BW 10MHz Test result:

Frequency (MHz)	Peak EIRP(dBm)	Pca Cable loss	Ga Antenna Gain (dB)	Pmea (dBm)	Polarization
1855	20.98	-4.8	8.6	17.18	Vertical
1880.0	19.92	-4.8	8.6	16.12	Vertical
1905	20.56	-4.8	8.6	16.76	Vertical

 Copyright © SRTC

BW 15MHz Test result:

Frequency (MHz)	Peak EIRP(dBm)	Pca Cable loss	Ga Antenna Gain (dB)	Pmea (dBm)	Polarization
1857.5	21.70	-4.8	8.6	17.90	Vertical
1880.0	20.72	-4.8	8.6	16.92	Vertical
1902.5	20.60	-4.8	8.6	16.80	Vertical

BW 20MHz Test result:

Frequency (MHz)	Peak EIRP(dBm)	Pca Cable loss	Ga Antenna Gain (dB)	Pmea (dBm)	Polarization
1860	21.27	-4.8	8.6	17.47	Vertical
1880.0	20.69	-4.8	8.6	16.89	Vertical
1900	20.49	-4.8	8.6	16.69	Vertical

LTE band 4

BW 1.4MHz Test result:

Frequency (MHz)	Peak EIRP(dBm)	Pca Cable loss	Ga Antenna Gain (dB)	Pmea (dBm)	Polarization
1710.7	21.58	-5	8.6	17.98	Vertical
1732.5	20.24	-5	8.6	16.64	Vertical
1754.3	19.71	-5	8.6	16.11	Vertical

BW 3MHz Test result:

Frequency (MHz)	Peak EIRP(dBm)	Pca Cable loss	Ga Antenna Gain (dB)	Pmea (dBm)	Polarization
1711.5	21.32	-5	8.6	17.72	Vertical
1732.5	19.97	-5	8.6	16.37	Vertical
1753.5	19.89	-5	8.6	16.29	Vertical

 Copyright © SRTC

BW 5MHz Test result:

Frequency (MHz)	Peak EIRP(dBm)	Pca Cable loss	Ga Antenna Gain (dB)	Pmea (dBm)	Polarization
1712.5	20.62	-5	8.6	17.02	Vertical
1732.5	20.03	-5	8.6	16.43	Vertical
1752.5	20.43	-5	8.6	16.83	Vertical

BW 10MHz Test result:

Frequency (MHz)	Peak EIRP(dBm)	Pca Cable loss	Ga Antenna Gain (dB)	Pmea (dBm)	Polarization
1715	21.04	-5	8.6	17.44	Vertical
1732.5	19.81	-5	8.6	16.21	Vertical
1750	20.01	-5	8.6	16.41	Vertical

BW 15MHz Test result:

Frequency (MHz)	Peak EIRP(dBm)	Pca Cable loss	Ga Antenna Gain (dB)	Pmea (dBm)	Polarization
1717.5	20.79	-5	8.6	17.19	Vertical
1732.5	19.81	-5	8.6	16.21	Vertical
1747.5	20.09	-5	8.6	16.49	Vertical

BW 20MHz Test result:

Frequency (MHz)	Peak EIRP(dBm)	Pca Cable loss	Ga Antenna Gain (dB)	Pmea (dBm)	Polarization
1720	21.16	-5	8.6	17.56	Vertical
1732.5	20.37	-5	8.6	16.77	Vertical
1745	20.38	-5	8.6	16.78	Vertical

 Copyright © SRTC

LTE band 5

BW 1.4MHz Test result:

Frequency (MHz)	Peak ERP (dBm)	Pca Cable loss(dB)	Ga Antenna Gain (dB)	Correction (dB)	Pmea (dBm)	Polarization
824.7	18.51	-3.8	8.6	2.15	11.56	Vertical
836.5	18.12	-3.8	8.6	2.15	11.17	Vertical
848.3	19.06	-3.8	8.6	2.15	12.11	Vertical

BW 3MHz Test result:

Frequency (MHz)	Peak ERP (dBm)	Pca Cable loss(dB)	Ga Antenna Gain (dB)	Correction (dB)	Pmea (dBm)	Polarization
825.4	18.51	-3.8	8.6	2.15	11.56	Vertical
836.5	17.45	-3.8	8.6	2.15	10.50	Vertical
847.6	18.82	-3.8	8.6	2.15	11.87	Vertical

BW 5MHz Test result:

Frequency (MHz)	Peak ERP (dBm)	Pca Cable loss(dB)	Ga Antenna Gain (dB)	Correction (dB)	Pmea (dBm)	Polarization
826.5	19.14	-3.8	8.6	2.15	12.19	Vertical
836.5	18.13	-3.8	8.6	2.15	11.18	Vertical
846.5	18.76	-3.8	8.6	2.15	11.81	Vertical

 Copyright © SRTC

BW 10MHz Test result:

Frequency (MHz)	Peak ERP (dBm)	Pca Cable loss(dB)	Ga Antenna Gain (dB)	Correction (dB)	Pmea (dBm)	Polarization
829	19.02	-3.8	8.6	2.15	12.07	Vertical
836.5	18.37	-3.8	8.6	2.15	11.42	Vertical
844	18.90	-3.8	8.6	2.15	11.95	Vertical

LTE band 12

BW 1.4MHz Test result:

Frequency (MHz)	Peak ERP (dBm)	Pca Cable loss(dB)	Ga Antenna Gain (dB)	Correction (dB)	Pmea (dBm)	Polarization
699.7	22.85	-3.8	8.6	2.15	20.20	Vertical
707.5	22.55	-3.8	8.6	2.15	19.90	Vertical
715.3	22.42	-3.8	8.6	2.15	19.77	Vertical

BW 3MHz Test result:

Frequency (MHz)	Peak ERP (dBm)	Pca Cable loss(dB)	Ga Antenna Gain (dB)	Correction (dB)	Pmea (dBm)	Polarization
700.5	22.80	-3.8	8.6	2.15	20.15	Vertical
707.5	22.51	-3.8	8.6	2.15	19.86	Vertical
714.5	22.46	-3.8	8.6	2.15	19.81	Vertical

BW 5MHz Test result:

Frequency (MHz)	Peak ERP (dBm)	Pca Cable loss(dB)	Ga Antenna Gain (dB)	Correction (dB)	Pmea (dBm)	Polarization
701.5	22.82	-3.8	8.6	2.15	20.17	Vertical

 Copyright © SRTC

707.5	22.59	-3.8	8.6	2.15	19.94	Vertical
713.5	22.83	-3.8	8.6	2.15	20.18	Vertical

BW 10MHz Test result:

Frequency (MHz)	Peak ERP (dBm)	Pca Cable loss(dB)	Ga Antenna Gain (dB)	Correction (dB)	Pmea (dBm)	Polarization
704	22.22	-3.8	8.6	2.15	19.57	Vertical
707.5	22.84	-3.8	8.6	2.15	20.19	Vertical
711	22.60	-3.8	8.6	2.15	19.95	Vertical

LTE band 13

BW 5MHz Test result:

Frequency (MHz)	Peak ERP (dBm)	Pca Cable loss(dB)	Ga Antenna Gain (dB)	Correction (dB)	Pmea (dBm)	Polarization
779.5	22.27	-3.8	8.6	2.15	19.62	Vertical
782	23.32	-3.8	8.6	2.15	20.67	Vertical
784.5	22.73	-3.8	8.6	2.15	20.08	Vertical

BW 10MHz Test result:

Frequency (MHz)	Peak ERP (dBm)	Pca Cable loss(dB)	Ga Antenna Gain (dB)	Correction (dB)	Pmea (dBm)	Polarization
782	22.10	-3.8	8.6	2.15	19.45	Vertical

 Copyright © SRTC

LTE band 17

BW 5MHz Test result:

Frequency (MHz)	Peak ERP (dBm)	Pca Cable loss(dB)	Ga Antenna Gain (dB)	Correction (dB)	Pmea (dBm)	Polarization
706.5	20.67	-3.8	8.6	2.15	18.02	Vertical
710	21.24	-3.8	8.6	2.15	18.59	Vertical
713.5	21.30	-3.8	8.6	2.15	18.65	Vertical

BW 10MHz Test result:

Frequency (MHz)	Peak ERP (dBm)	Pca Cable loss(dB)	Ga Antenna Gain (dB)	Correction (dB)	Pmea (dBm)	Polarization
709	20.76	-3.8	8.6	2.15	18.11	Vertical
710	21.02	-3.8	8.6	2.15	18.37	Vertical
711	20.87	-3.8	8.6	2.15	18.22	Vertical

 Copyright © SRTC

Radiated Spurious Emissions-FCC Part 2.1053/27.53(h), 27.53(g)

LTE band 2
Test result:
Channel 18607

Frequency (MHz)	Power (dBm)	Limited (dBm)	Polarization
2452.70	-51.98	-13	Vertical
2783.40	-51.60	-13	Vertical
3727.55	-44.28	-13	Vertical
6676.66	-43.38	-13	Horizontal
9962.33	-40.39	-13	Vertical
17820.94	-35.42	-13	Vertical

Channel 18900

Frequency (MHz)	Power (dBm)	Limited (dBm)	Polarization
2453.36	-53.46	-13	Vertical
2779.69	-51.84	-13	Vertical
3731.01	-43.62	-13	Vertical
6676.19	-43.48	-13	Vertical
9960.49	-38.91	-13	Vertical
17823.82	-36.19	-13	Vertical

Channel 19193

Frequency (MHz)	Power (dBm)	Limited (dBm)	Polarization
2456.42	-53.31	-13	Vertical
2781.64	-51.39	-13	Vertical
3725.25	-43.59	-13	Horizontal
6679.25	-43.94	-13	Vertical
9965.09	-40.24	-13	Vertical
17819.46	-36.19	-13	Vertical

 Copyright © SRTC

LTE band 4
Test result:
Channel 17214

Frequency (MHz)	Power (dBm)	Limited (dBm)	Polarization
2452.58	-52.66	-13	Vertical
2782.21	-51.90	-13	Vertical
3731.56	-42.77	-13	Horizontal
6677.40	-44.08	-13	Vertical
9964.60	-39.13	-13	Vertical
17824.10	-35.18	-13	Vertical

Channel 17425

Frequency (MHz)	Power (dBm)	Limited (dBm)	Polarization
2458.19	-52.75	-13	Vertical
2779.46	-52.01	-13	Vertical
3728.36	-43.23	-13	Vertical
6678.34	-43.54	-13	Vertical
9966.38	-40.32	-13	Vertical
17821.30	-36.36	-13	Vertical

Channel 17636

Frequency (MHz)	Power (dBm)	Limited (dBm)	Polarization
2457.43	-53.70	-13	Vertical
2782.60	-51.68	-13	Vertical
3730.41	-42.76	-13	Vertical
6673.22	-43.73	-13	Vertical
9964.83	-40.03	-13	Vertical
17823.51	-34.89	-13	Vertical

 Copyright © SRTC

LTE band 5
Test result:
Channel 8365

Frequency (MHz)	Power (dBm)	Limited (dBm)	Polarization
2454.10	-52.10	-13	Vertical
2782.09	-52.46	-13	Vertical
3730.70	-43.43	-13	Vertical
6680.22	-42.98	-13	Vertical
9964.15	-40.22	-13	Vertical
17822.57	-35.55	-13	Vertical

Channel 8465

Frequency (MHz)	Power (dBm)	Limited (dBm)	Polarization
2457.74	-52.80	-13	Vertical
2779.16	-52.16	-13	Vertical
3728.40	-44.47	-13	Vertical
6676.34	-43.11	-13	Vertical
9964.31	-39.98	-13	Vertical
17822.20	-36.07	-13	Vertical

Channel 8565

Frequency (MHz)	Power (dBm)	Limited (dBm)	Polarization
2455.45	-53.36	-13	Vertical
2781.06	-52.49	-13	Horizontal
3729.30	-43.89	-13	Vertical
6679.93	-43.35	-13	Horizontal
9963.33	-39.82	-13	Vertical
17821.58	-36.12	-13	Vertical

 Copyright © SRTC

LTE band 12
Test result:
Channel 23025

Frequency (MHz)	Power (dBm)	Limited (dBm)	Polarization
2453.88	-52.80	-13	Vertical
2781.73	-52.21	-13	Vertical
3728.27	-43.99	-13	Vertical
6677.47	-43.04	-13	Vertical
9964.60	-39.70	-13	Vertical
17820.82	-35.66	-13	Vertical

Channel 23095

Frequency (MHz)	Power (dBm)	Limited (dBm)	Polarization
2453.59	-53.00	-13	Vertical
2780.61	-51.80	-13	Vertical
3729.22	-43.64	-13	Vertical
6679.24	-43.65	-13	Vertical
9964.37	-39.85	-13	Vertical
17822.51	-35.90	-13	Vertical

Channel 23165

Frequency (MHz)	Power (dBm)	Limited (dBm)	Polarization
2455.02	-52.92	-13	Vertical
2779.45	-51.61	-13	Vertical
3730.88	-44.28	-13	Horizontal
6677.50	-43.47	-13	Vertical
9962.33	-40.38	-13	Vertical
17821.91	-35.56	-13	Vertical

LTE band 13
Test result:
Channel 23205

Frequency (MHz)	Power (dBm)	Limited (dBm)	Polarization
2455.19	-52.48	-13	Vertical
2780.82	-51.53	-13	Vertical
3728.22	-43.87	-13	Vertical
6679.78	-43.52	-13	Vertical
9965.07	-40.29	-13	Vertical
17823.85	-36.04	-13	Vertical

 Copyright © SRTC

Channel 23230

Frequency (MHz)	Power (dBm)	Limited (dBm)	Polarization
2455.61	-52.58	-13	Vertical
2779.23	-51.48	-13	Vertical
3728.65	-44.28	-13	Vertical
6677.51	-43.16	-13	Vertical
9961.94	-40.02	-13	Vertical
17822.61	-35.73	-13	Vertical

Channel 23255

Frequency (MHz)	Power (dBm)	Limited (dBm)	Polarization
2455.74	-52.44	-13	Vertical
2778.88	-51.45	-13	Vertical
3728.04	-43.41	-13	Horizontal
6679.54	-43.54	-13	Vertical
9963.85	-39.45	-13	Vertical
17823.44	-35.21	-13	Vertical

LTE band 17
Test result:
Channel 23780

Frequency (MHz)	Power (dBm)	Limited (dBm)	Polarization
2454.21	-52.76	-13	Vertical
2778.26	-51.30	-13	Vertical
3727.15	-43.54	-13	Vertical
6679.72	-43.37	-13	Vertical
9963.33	-39.93	-13	Vertical
17823.75	-35.94	-13	Vertical

Channel 23790

Frequency (MHz)	Power (dBm)	Limited (dBm)	Polarization
2453.65	-53.04	-13	Vertical
2779.16	-51.61	-13	Vertical
3727.58	-43.41	-13	Vertical
6678.70	-43.88	-13	Vertical
9964.36	-40.30	-13	Vertical
17821.81	-35.79	-13	Vertical

 Copyright © SRTC

Channel 23800

Frequency (MHz)	Power (dBm)	Limited (dBm)	Polarization
2454.74	-52.25	-13	Vertical
2781.58	-51.28	-13	Vertical
3730.42	-43.81	-13	Horizontal
6678.85	-43.81	-13	Vertical
9964.22	-40.06	-13	Vertical
17822.81	-36.11	-13	Vertical

 Copyright © SRTC

APPENDIX C –TEST SETUP

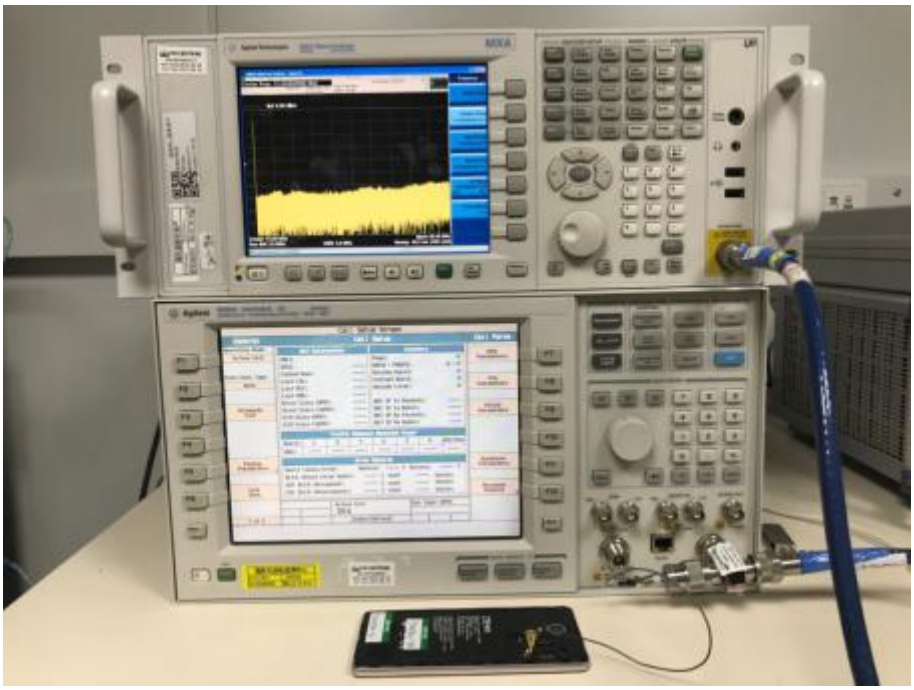

Spurious RF Conducted Emissions Test setup



Radiated Spurious Emissions Test setup

---End of Test Report---

 Copyright © SRTC